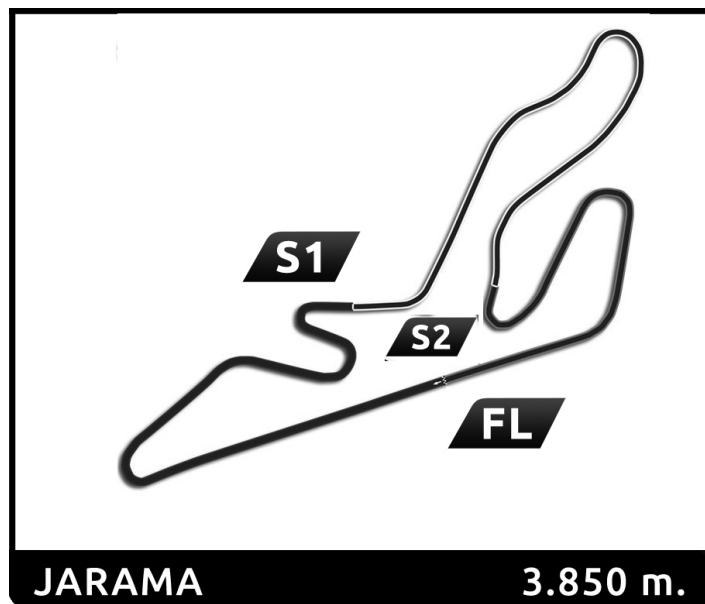
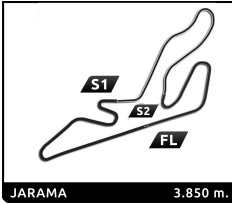


ROUND 1 - JARAMA

Toyota GR Cup Spain
Results Booklet





Toyota GR Cup Spain
ROUND 1 - JARAMA
Test Colectivo Previo

Classification

No	Driver	Nat	Team	Car	Cl.	Time	Lap Total	Gap	Kph
1	2 Sandro PEREZ	ESP	RX PRORACING	Toyota GR86	GR	1:48.691	15 20	- -	127.5
2	13 Joan VINYES D	AND	EFICAR TEAM	Toyota GR86	GR	1:49.135	8 27	+0.444 +0.444	127.0
3	70 Santiago CASTILLA	ESP	EFICAR TEAM	Toyota GR86	GR	1:49.285	14 23	+0.594 +0.150	126.8
4	95 Marco AGUILERA	ESP	EFICAR TEAM	Toyota GR86	GR	1:49.307	16 21	+0.616 +0.022	126.8
5	32 Marcos DE DIEGO	ESP	EFICAR TEAM	Toyota GR86	GR	1:49.480	14 15	+0.789 +0.173	126.6
6	23 Antonio ALBACETE	ESP	LOVA ME-PRE MOTORSPORT	Toyota GR86	GR	1:49.535	6 18	+0.844 +0.055	126.5
7	8 Joan VINYES R	AND	EFICAR TEAM	Toyota GR86	GR	1:49.786	19 24	+1.095 +0.251	126.2
8	96 Luis ALVAREZ	ESP	LOVA ME-PRE MOTORSPORT	Toyota GR86	GR	1:50.788	5 7	+2.097 +1.002	125.1
9	63 Miguel Angel ROMERO	ESP	RX PRORACING	Toyota GR86	GR	1:51.295	21 23	+2.604 +0.507	124.5
10	64 Jesus Luis RECUENCO	ESP	LOVA ME-PRE MOTORSPORT	Toyota GR86	GR	1:51.306	6 14	+2.615 +0.011	124.5
11	52 Alejandro SANCHEZ	ESP	ESCUELA VASCA DE CONDUCCION	Toyota GR86	GR	1:51.534	18 21	+2.843 +0.228	124.3
12	86 Jesús MORENO	ESP	RX PRORACING	Toyota GR86	GR	1:54.281	16 21	+5.590 +2.747	121.3
13	14 Ignacio RODRIGUEZ	ESP	AVIASTEC_RACING	Toyota GR86	GR		1		

Fastest Lap:	Lap 15	Sandro PEREZ	1:48.691	127.5 Kph
---------------------	--------	--------------	-----------------	-----------

Published at:

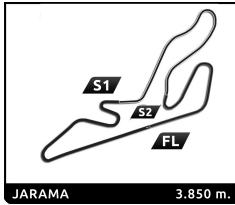
Track Status: **DRY**

Race Director:
David RODRIGUEZ



Timekeeper:
Alberto ESTÉBANEZ







Toyota GR Cup Spain
ROUND 1 - JARAMA
Test Colectivo Previo

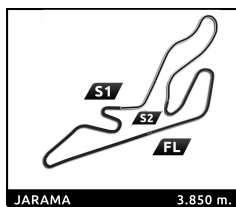
Classification by Division

No Driver	Nat	Team	Car	Time	Lap Total	Gap	Kph
JUNIOR							
1 2 Sandro PEREZ	ESP	RX PRORACING	Toyota GR86	1:48.691	15 20		127.5
2 63 Miguel Angel ROMERO	ESP	RX PRORACING	Toyota GR86	1:51.295	21 23	+2.604 +2.604	124.5
SENIOR							
1 8 Joan VINYES R	AND	EFICAR TEAM	Toyota GR86	1:49.786	19 24		126.2
2 52 Alejandro SANCHEZ	ESP	ESCUELA VASCA DE CONDUCCIÓN	Toyota GR86	1:51.534	18 21	+1.748 +1.748	124.3

Published at:

Track Status: **DRY**

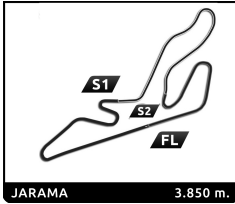
<p>Race Director: David RODRIGUEZ</p> 	<p>Timekeeper: Alberto ESTÉBANEZ</p> 
--	---



Toyota GR Cup Spain ROUND 1 - JARAMA Test Colectivo Previo

Best Top Speed

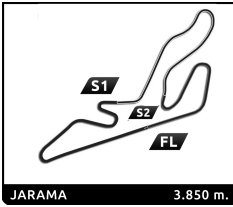
No Driver	Team	Class	Top 1		Top 2		Top 3		Top 4		Top 5		Avg	
			Kph	Lap	Kph	Lap	Kph	Lap	Kph	Lap	Kph	Lap		
2	Sandro PEREZ	RX PRORACING	GR	209.3	16	208.9	20	208.1	15	207.7	11	206.9	10	208,2
70	Santiago CASTILLA	EFICAR TEAM	GR	208.9	14	206.9	15	206.9	8	206.5	16	206.5	11	207,1
23	Antonio ALBACETE	LOVA ME-PRE MOTORSPORT	GR	207.7	15	207.3	18	206.9	14	206.9	11	206.5	17	207,1
32	Marcos DE DIEGO	EFICAR TEAM	GR	207.3	7	206.5	15	206.5	6	206.1	8	205.7	11	206,4
13	Joan VINYES D	EFICAR TEAM	GR	206.5	13	205.3	12	204.9	19	204.9	8	204.5	25	205,2
63	Miguel Angel ROMERO	RX PRORACING	GR	206.1	21	205.3	7	204.9	17	204.9	8	204.5	11	205,1
95	Marco AGUILERA	EFICAR TEAM	GR	206.1	20	205.3	10	204.9	15	204.5	16	204.2	21	205,0
64	Jesus Luis RECUENCO	LOVA ME-PRE MOTORSPORT	GR	205.3	7	204.5	10	203.0	6	203.0	13	201.5	12	203,5
8	Joan VINYES R	EFICAR TEAM	GR	204.9	23	204.5	19	204.2	22	204.2	20	204.2	15	204,4
96	Luis ALVAREZ	LOVA ME-PRE MOTORSPORT	GR	203.8	5	203.8	6	202.6	4	196.7	2	111.2	3	183,6
52	Alejandro SANCHEZ	ESCUELA VASCA DE CONDUCCIÓN	GR	203.4	17	203.0	21	203.0	18	203.0	16	202.6	20	203,0
86	Jesús MORENO	RX PRORACING	GR	200.4	12	198.9	16	198.9	15	197.8	17	195.7	14	198,3
14	Ignacio RODRIGUEZ	AVIASTEC_RACING	GR	85.2	1									85,2



Toyota GR Cup Spain
ROUND 1 - JARAMA
Test Colectivo Previo

Best Sector Times

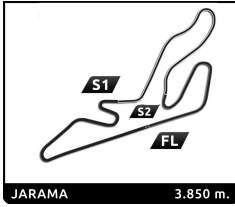
Sector 1			Sector 2			Sector 3			Ideal Lap	Best Lap
Pos	No Driver	Time	No Driver	Time	No Driver	Time	Pos	No Driver		
1	2 S.PEREZ	41.616	13 J.VINYES D	36.417	2 S.PEREZ	30.484	1	2 S.PEREZ	1:48.585	1:48.691 (1)
2	70 S.CASTILLA	41.849	95 M.AGUILERA	36.464	13 J.VINYES D	30.570	2	13 J.VINYES D	1:49.023	1:49.135 (2)
3	95 M.AGUILERA	41.960	2 S.PEREZ	36.485	70 S.CASTILLA	30.640	3	95 M.AGUILERA	1:49.080	1:49.307 (4)
4	23 A.ALBACETE	42.012	23 A.ALBACETE	36.633	95 M.AGUILERA	30.656	4	70 S.CASTILLA	1:49.137	1:49.285 (3)
5	32 M.DE DIEGO	42.025	8 J.VINYES R	36.647	32 M.DE DIEGO	30.698	5	23 A.ALBACETE	1:49.380	1:49.535 (6)
6	13 J.VINYES D	42.036	70 S.CASTILLA	36.648	23 A.ALBACETE	30.735	6	32 M.DE DIEGO	1:49.381	1:49.480 (5)
7	8 J.VINYES R	42.196	32 M.DE DIEGO	36.658	8 J.VINYES R	30.881	7	8 J.VINYES R	1:49.724	1:49.786 (7)
8	96 L.ALVAREZ	42.383	52 A.SANCHEZ	37.131	63 M.ROMERO	31.018	8	96 L.ALVAREZ	1:50.788	1:50.788 (8)
9	63 M.ROMERO	42.647	96 L.ALVAREZ	37.183	64 J.RECUENCO	31.054	9	63 M.ROMERO	1:50.938	1:51.295 (9)
10	64 J.RECUENCO	42.727	64 J.RECUENCO	37.183	14 I.RODRIGUEZ	31.068	10	64 J.RECUENCO	1:50.964	1:51.306 (10)
11	52 A.SANCHEZ	42.767	63 M.ROMERO	37.273	96 L.ALVAREZ	31.222	11	52 A.SANCHEZ	1:51.382	1:51.534 (11)
12	86 J.MORENO	43.826	14 I.RODRIGUEZ	38.335	52 A.SANCHEZ	31.484	12	86 J.MORENO	1:54.202	1:54.281 (12)



Toyota GR Cup Spain
ROUND 1 - JARAMA
Test Colectivo Previo





Fastest Lap Sequence

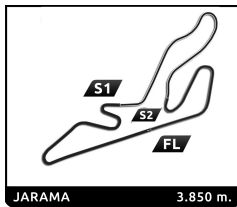
Elapsed	No Driver	Team	Car	Class	Time	Kph	Lap
4:33.796	8 Joan VINYES R	EFICAR TEAM	Toyota GR86	GR	2:00.407	115.1	2
6:29.051	8 Joan VINYES R	EFICAR TEAM	Toyota GR86	GR	1:55.255	120.3	3
8:49.794	13 Joan VINYES D	EFICAR TEAM	Toyota GR86	GR	1:49.978	126.0	4
10:38.976	13 Joan VINYES D	EFICAR TEAM	Toyota GR86	GR	1:49.182	126.9	5
16:31.276	13 Joan VINYES D	EFICAR TEAM	Toyota GR86	GR	1:49.135	127.0	8
28:39.547	2 Sandro PEREZ	RX PRORACING	Toyota GR86	GR	1:49.063	127.1	11
44:09.678	2 Sandro PEREZ	RX PRORACING	Toyota GR86	GR	1:48.691	127.5	15



Toyota GR Cup Spain
ROUND 1 - JARAMA
Test Colectivo Previo

Flag Analysis

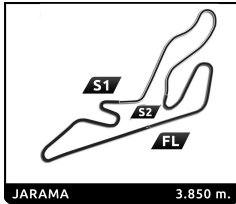
Flag	Time
 GREEN FLAG	12:00:00.000
 RED FLAG	12:30:13.721
 GREEN FLAG	12:35:00.350
 CHEQUERED FLAG	13:00:00.000



Toyota GR Cup Spain
ROUND 1 - JARAMA
Test Colectivo Previo

Sector Analysis

— Invalidated Lap							■ Personal Best		■ Session Best		■ B Crossing the pit lane		
Lap	Time	Sector 1	Sector 2	Sector 3	T.Spd	Elapsed	Lap	Time	Sector 1	Sector 2	Sector 3	T.Spd	Elapsed
2	Sandro PEREZ ESP												
	RX PRORACING Toyota GR86												
1	3:13.554	B	1:29.019	48.539	55.996	76.5	3:13.554						
2	4:07.756	B	2:42.451	41.503	43.802	93.4	7:21.310						
3	3:38.023		2:22.974	43.373	31.676	94.7	10:59.333						
4	2:12.569		50.304	47.127	35.138	184.3	13:11.902						
5	2:04.590		49.094	41.833	33.663	155.2	15:16.492						
6	1:50.660		42.662	37.171	30.827	205.3	17:07.152						
7	2:08.683	B	44.177	41.059	43.447	206.5	19:15.835						
8	3:55.760		2:47.873	36.916	30.971	92.9	23:11.595						
9	1:49.663		42.008	36.837	30.818	206.5	25:01.258						
10	1:49.226		41.919	36.594	30.713	206.9	26:50.484						
11	1:49.063		41.646	36.690	30.727	207.7	28:39.547						
12	2:22.903	B	47.446	43.115	52.342	189.8	31:02.450						
13	9:25.182		8:01.913	44.486	38.783	87.2	40:27.632						
14	1:53.355		45.887	36.851	30.617	163.1	42:20.987						
15	1:48.691		41.722	36.485	30.484	208.1	44:09.678						
16	1:48.748		41.616	36.537	30.595	209.3	45:58.426						
17	2:07.048	B	45.311	38.349	43.388	187.5	48:05.474						
18	7:31.265		6:19.023	41.488	30.754	39.2	55:36.739						
19	1:55.266		42.048	36.712	36.506	205.7	57:32.005						
20	2:10.194	B	42.020	45.360	42.814	208.9	59:42.199						
8	Joan VINYES R AND												
	EFICAR TEAM Toyota GR86												
1	2:33.389		1:13.569	44.905	34.915	87.1	2:33.389						
2	2:00.407		47.560	40.502	32.345	154.3	4:33.796						
3	1:55.255		44.771	38.610	31.874	192.5	6:29.051						
4	1:59.982		46.900	39.114	33.968	169.3	8:29.033						
5	2:10.110	B	47.315	40.480	42.315	192.2	10:39.143						
6	3:43.753		2:27.545	43.995	32.213	98.8	14:22.896						
7	1:52.672		43.539	37.874	31.259	202.6	16:15.568						
8	1:52.324		43.289	37.628	31.407	203.0	18:07.892						
9	1:52.104		43.249	37.542	31.313	201.1	19:59.996						
10	1:52.411		43.263	37.737	31.411	199.6	21:52.407						
11	1:52.241		43.388	37.621	31.232	200.0	23:44.648						
12	1:51.369		42.734	37.490	31.145	197.1	25:36.017						
13	1:55.278		42.867	41.221	31.190	201.9	27:31.295						
14	1:51.115		42.526	37.426	31.163	204.2	29:22.410						
15	2:23.531	B	44.903	46.269	52.359	204.2	31:45.941						
16	8:07.707		6:56.576	38.997	32.134	80.4	39:53.648						
17	1:50.482		42.643	36.836	31.003	202.2	41:44.130						
18	1:49.842		42.309	36.647	30.886	203.0	43:33.972						
19	1:49.786		42.215	36.690	30.881	204.5	45:23.758						
20	2:08.768	B	42.239	38.612	47.917	204.2	47:32.526						
21	4:17.044		3:08.592	37.403	31.049	90.1	51:49.570						
22	1:50.461		42.410	37.091	30.960	204.2	53:40.031						
23	1:50.297		42.373	37.026	30.898	204.9	55:30.328						
24	2:01.411	B	42.196	36.957	42.258	203.8	57:31.739						
14	Ignacio RODRIGUEZ ESP												
	AVIASTEC_RACING Toyota GR86												
1	1:00:52.428		...	38.335	31.068	85.2	1:00:52.428						
23	Antonio ALBACETE ESP												
	LOVA ME-PRE MOTORSPORT Toyota GR86												
1	2:59.511	B	1:26.471	46.078	46.962	71.9	2:59.511						
2	5:30.540		4:18.417	40.093	32.030	89.7	8:30.051						
3	1:54.564		44.786	37.864	31.914	165.4	10:24.615						
4	1:50.485		42.667	36.858	30.960	203.4	12:15.100						
5	1:50.186		42.303	36.865	31.018	204.2	14:05.286						
6	1:49.535		42.118	36.682	30.735	206.1	15:54.821						
7	1:49.539		42.012	36.758	30.769	206.1	17:44.360						
8	2:16.843	B	43.276	48.989	44.578	206.1	20:01.203						
9	7:47.104		6:37.615	38.308	31.181	103.5	27:48.307						
10	1:50.345		42.485	36.861	30.999	204.9	29:38.652						
11	2:27.232	B	42.278	53.166	51.788	206.9	32:05.884						
12	15:52.364		...	38.147	31.730	96.9	47:58.248						
13	1:50.294		42.522	36.862	30.910	205.7	49:48.542						
14	1:49.950		42.195	36.766	30.989	206.9	51:38.492						
15	1:54.643		42.088	36.856	35.699	207.7	53:33.135						
16	2:14.022		46.861	55.960	31.201	206.5	55:47.157						
17	1:49.882		42.290	36.633	30.959	206.5	57:37.039						
18	2:15.347	B	42.242	36.930	56.175	207.3	59:52.386						
32	Marcos DE DIEGO ESP												
	EFICAR TEAM Toyota GR86												
1	3:05.310		1:38.595	49.703	37.012	67.3	3:05.310						
2	2:09.772		50.814	43.874	35.084	150.8	5:15.082						
3	1:57.381		46.280	39.368	31.733	174.8	7:12.463						
4	1:51.791		43.269	37.432	31.090	196.4	9:04.254						
5	1:50.164		42.413	37.027	30.724	205.3	10:54.418						
6	1:49.902		42.138	36.972	30.792	206.5	12:44.320						



Toyota GR Cup Spain
ROUND 1 - JARAMA
Test Colectivo Previo

Sector Analysis

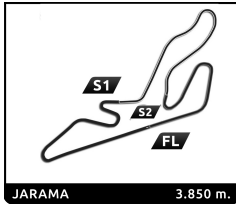
— Invalidated Lap

■ Personal Best

■ Session Best

B Crossing the pit lane

Lap	Time	Sector 1	Sector 2	Sector 3	T.Sp	Elapsed	Lap	Time	Sector 1	Sector 2	Sector 3	T.Sp	Elapsed
7	1:50.255	42.171	36.860	31.224	207.3	14:34.575	22	1:51.558	42.741	37.605	31.212	203.8	59:22.154
8	2:04.186B	42.159	37.751	44.276	206.1	16:38.761	23	2:06.328B	42.820	37.558	45.950	203.0	1:01:28.482
9	6:03.144	4:54.928	37.033	31.183	92.9	22:41.905	64 Jesus Luis RECUENCO ESP						
10	1:49.665	42.100	36.867	30.698	205.3	24:31.570	LOVA ME-PRE MOTORSPORT Toyota GR86						
11	2:08.227B	42.772	42.892	42.563	205.7	26:39.797	1	3:02.366B	1:27.506	45.692	49.168	81.8	3:02.366
12	11:28.670	...	37.777	30.856	89.3	38:08.467	2	5:28.627	4:16.944	39.507	32.176	93.3	8:30.993
13	1:50.290	42.641	36.939	30.710	203.4	39:58.757	3	1:55.236	45.319	37.922	31.995	176.5	10:26.229
14	1:49.480	42.025	36.658	30.797	205.7	41:48.237	4	1:52.174	43.124	37.686	31.364	199.6	12:18.403
15	2:02.296B	42.755	37.392	42.149	206.5	43:50.533	5	1:51.411	42.944	37.183	31.284	199.6	14:09.814
52 Alejandro SANCHEZ ESP							6	1:51.306	42.727	37.525	31.054	203.0	16:01.120
ESCUELA VASCA DE CONDUCCIÓN Toyota GR86							7	2:14.276B	43.128	41.158	49.990	205.3	18:15.396
1	3:07.445	1:40.267	50.323	36.855	84.4	3:07.445	8	9:35.636	8:25.531	38.266	31.839	99.3	27:51.032
2	2:09.395	50.365	44.683	34.347	163.4	5:16.840	9	1:52.104	43.377	37.321	31.406	196.4	29:43.136
3	1:58.922	46.263	40.304	32.355	178.8	7:15.762	10	2:47.627B	45.975	1:04.516	57.136	204.5	32:30.763
4	1:53.135	43.871	37.636	31.628	188.5	9:08.897	11	15:30.071	...	38.231	31.897	87.9	48:00.834
5	1:52.758	43.608	37.472	31.678	202.2	11:01.655	12	1:52.669	43.322	37.810	31.537	201.5	49:53.503
6	2:08.895B	44.465	40.609	43.821	202.6	13:10.550	13	2:08.867B	43.163	38.355	47.349	203.0	52:02.370
7	9:38.844	8:28.476	38.244	32.124	88.7	22:49.394	14	10:05.279	8:48.488	39.155	37.636	71.0	1:02:07.649
8	1:54.460	44.299	38.075	32.086	201.9	24:43.854	70 Santiago CASTILLA ESP						
9	1:54.121	44.271	37.492	32.358	190.5	26:37.975	EFICAR TEAM Toyota GR86						
10	1:52.851	43.475	37.543	31.833	200.7	28:30.826	1	3:06.595	1:39.577	49.974	37.044	85.2	3:06.595
11	1:53.891	43.642	37.824	32.425	201.5	30:24.717	2	2:09.633	50.583	44.069	34.981	175.6	5:16.228
12	2:41.854B	58.082	52.966	50.806	115.1	33:06.571	3	1:57.551	45.891	40.119	31.541	181.8	7:13.779
13	11:43.397	...	39.636	34.039	95.1	44:49.968	4	1:52.693	44.150	37.496	31.047	194.9	9:06.472
14	1:52.739	43.465	37.651	31.623	200.7	46:42.707	5	1:58.546B	42.493	37.366	38.687	205.7	11:05.018
15	1:52.014	43.137	37.393	31.484	202.6	48:34.721	6	11:40.338	...	38.340	31.214	91.3	22:45.356
16	1:52.051	43.366	37.131	31.554	203.0	50:26.772	7	1:50.256	42.465	36.981	30.810	204.9	24:35.612
17	1:52.146	43.369	37.136	31.641	203.4	52:18.918	8	1:50.063	42.078	37.224	30.761	206.9	26:25.675
18	1:51.534	42.767	37.179	31.588	203.0	54:10.452	9	1:49.917	42.077	36.949	30.891	205.3	28:15.592
19	1:52.142	43.082	37.449	31.611	202.6	56:02.594	10	1:49.992	41.891	36.963	31.138	205.7	30:05.584
20	1:52.074	43.050	37.355	31.669	202.6	57:54.668	11	2:30.365B	42.894	48.370	59.101	206.5	32:35.949
21	2:04.097B	42.908	39.444	41.745	203.0	59:58.765	12	7:33.912	6:25.484	37.470	30.958	88.7	40:09.861
63 Miguel Angel ROMERO ESP							13	2:12.851	1:04.447	37.477	30.927	205.7	42:22.712
RX PRORACING Toyota GR86							14	1:49.285	41.899	36.746	30.640	208.9	44:11.997
1	3:08.683	1:42.749	51.189	34.745	85.2	3:08.683	15	1:49.377	41.849	36.648	30.880	206.9	46:01.374
2	2:09.140	50.016	45.221	33.903	172.8	5:17.823	16	1:49.990	41.968	36.911	31.111	206.5	47:51.364
3	2:06.425B	45.909	39.184	41.332	180.3	7:24.248	17	1:51.372	42.222	37.765	31.385	205.3	49:42.736
4	5:51.919	4:37.126	41.198	33.595	95.4	13:16.167	18	1:50.724	41.949	36.885	31.890	206.1	51:33.460
5	1:56.213	45.459	38.880	31.874	168.2	15:12.380	19	1:51.069	42.101	37.881	31.087	205.3	53:24.529
6	1:53.147	43.730	37.773	31.644	194.9	17:05.527	20	1:50.050	42.077	37.131	30.842	204.5	55:14.579
7	1:52.309	43.215	37.643	31.451	205.3	18:57.836	21	1:53.282	43.343	39.039	30.900	204.9	57:07.861
8	2:14.600B	48.712	42.079	43.809	204.9	21:12.436	22	1:52.098	43.224	37.796	31.078	204.5	58:59.959
9	4:05.136	2:55.701	37.969	31.466	69.8	25:17.572	23	2:05.047B	42.529	41.528	40.990	203.8	1:01:05.006
10	1:52.759	43.525	37.706	31.528	203.0	27:10.331	86 Jesús MORENO ESP						
11	1:52.230	43.198	37.647	31.385	204.5	29:02.561	RX PRORACING Toyota GR86						
12	2:19.581B	46.367	44.182	49.032	203.4	31:22.142	1	3:28.294	1:54.629	53.950	39.715	81.4	3:28.294
13	6:27.860	5:18.649	38.030	31.181	90.6	37:50.002	2	2:20.851	55.590	48.635	36.626	115.4	5:49.145
14	2:34.449	1:15.927	43.883	34.639	203.4	40:24.451	3	2:08.089	49.044	44.044	35.001	145.2	7:57.234
15	1:51.855	43.000	37.837	31.018	203.8	42:16.306	4	2:03.441	46.953	42.527	33.961	179.1	10:00.675
16	1:51.904	42.936	37.600	31.368	201.5	44:08.210	5	2:10.669	50.193	44.348	36.128	173.4	12:11.344
17	2:20.531B	47.031	47.464	46.036	204.9	46:28.741	6	2:32.291B	54.420	44.400	53.471	155.2	14:43.635
18	5:27.040	4:17.197	38.077	31.766	77.4	51:55.781	7	7:25.954	6:08.423	43.358	34.173	94.4	22:09.589
19	1:52.073	42.916	37.920	31.237	201.1	53:47.854	8	1:58.659	45.302	39.960	33.397	170.9	24:08.248
20	1:51.447	42.763	37.614	31.070	203.4	55:39.301	9	1:56.536	44.543	39.473	32.520	185.6	26:04.784
21	1:51.295	42.647	37.273	31.375	206.1	57:30.596							



Toyota GR Cup Spain
ROUND 1 - JARAMA
Test Colectivo Previo

Sector Analysis

— Invalidated Lap ■ Personal Best ■ Session Best B Crossing the pit lane

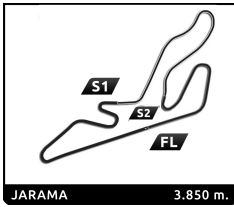
Lap	Time	Sector 1	Sector 2	Sector 3	T.Sp	Elapsed	Lap	Time	Sector 1	Sector 2	Sector 3	T.Sp	Elapsed
10	1:54.788	44.273	38.536	31.979	182.1	27:59.572							
11	1:54.874	43.977	38.686	32.211	189.8	29:54.446							
12	2:39.324 B	45.508	56.198	57.618	200.4	32:33.770							
13	8:00.619	6:48.488	39.662	32.469	98.9	40:34.389							
14	1:54.306	43.826	38.586	31.894	195.7	42:28.695							
15	1:54.329	43.838	38.578	31.913	198.9	44:23.024							
16	1:54.281	43.854	38.482	31.945	198.9	46:17.305							
17	1:58.514	43.904	42.056	32.554	197.8	48:15.819							
18	2:15.888 B	48.862	43.253	43.773	170.6	50:31.707							
19	7:12.755	6:00.408	40.229	32.118	58.4	57:44.462							
20	1:55.748	44.333	39.245	32.170	190.5	59:40.210							
21	1:57.748	44.417	38.962	34.369	180.9	1:01:37.958							

95 **Marco AGUILERA** ESP
EFICAR TEAM Toyota GR86


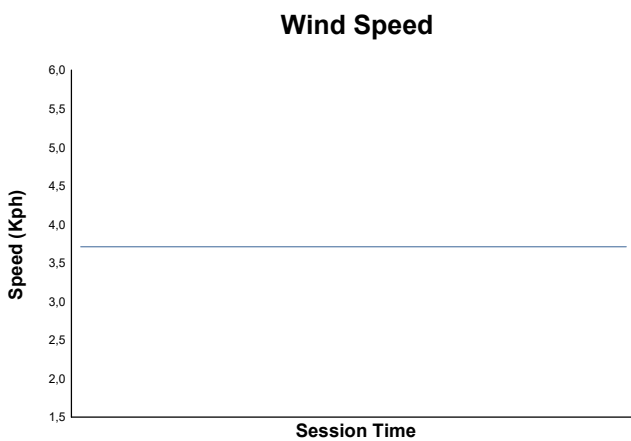
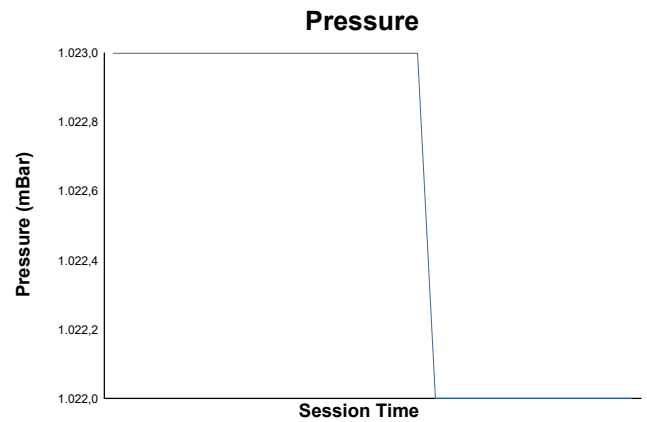
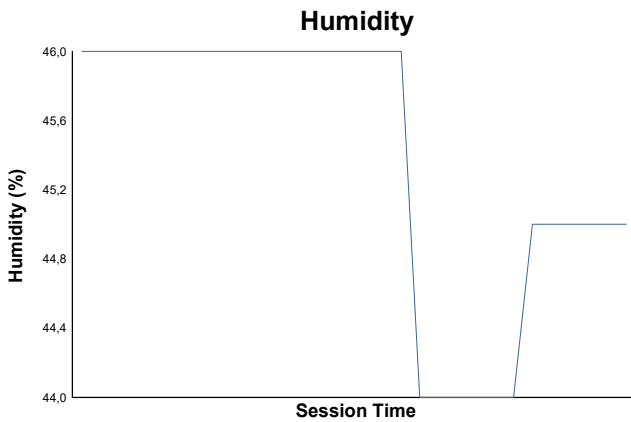
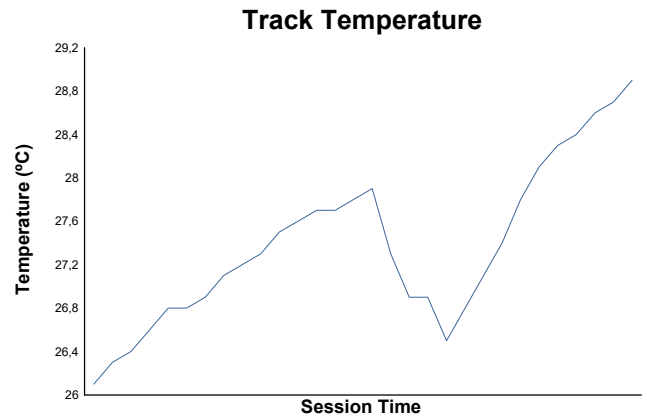
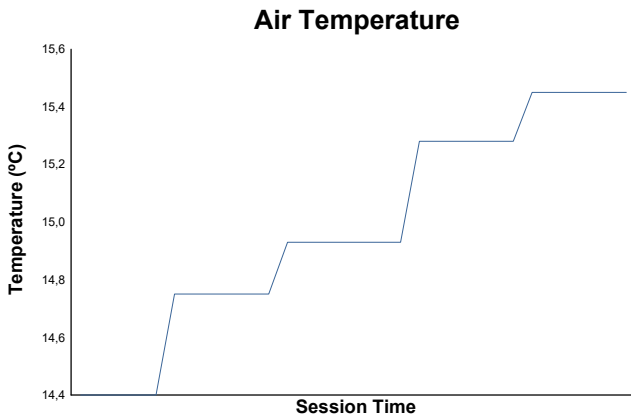
1	2:54.709	1:16.891	54.086	43.732	75.5	2:54.709
2	2:09.283	51.196	43.388	34.699	146.5	5:03.992
3	1:58.830	48.284	39.028	31.518	150.2	7:02.822
4	1:50.637	42.976	36.836	30.825	203.0	8:53.459
5	1:49.789	42.352	36.651	30.786	203.0	10:43.248
6	1:49.600	42.094	36.689	30.817	204.2	12:32.848
7	2:12.595 B	46.147	41.774	44.674	165.4	14:45.443
8	6:46.853	5:34.770	39.994	32.089	82.1	21:32.296
9	1:49.843	42.454	36.694	30.695	202.6	23:22.139
10	1:49.746	42.302	36.693	30.751	205.3	25:11.885
11	2:14.738 B	46.321	45.507	42.910	180.9	27:26.623
12	9:48.868	8:38.401	39.330	31.137	93.9	37:15.491
13	1:50.009	42.452	36.665	30.892	203.0	39:05.500
14	1:49.716	42.345	36.484	30.887	202.6	40:55.216
15	1:49.357	42.135	36.464	30.758	204.9	42:44.573
16	1:49.307	42.099	36.552	30.656	204.5	44:33.880
17	2:17.008 B	46.489	45.813	44.706	171.4	46:50.888
18	9:15.801	8:07.518	37.321	30.962	82.4	56:06.689
19	1:49.706	42.264	36.752	30.690	203.8	57:56.395
20	1:49.404	41.960	36.574	30.870	206.1	59:45.799
21	1:49.540	42.075	36.786	30.679	204.2	1:01:35.339

96 **Luis ALVAREZ** ESP
LOVA ME-PRE MOTORSPORT Toyota GR86

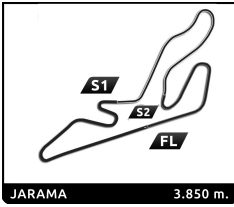
1	2:26.848	1:12.102	40.837	33.909	83.2	2:26.848
2	1:59.849 B	44.270	37.900	37.679	196.7	4:26.697
3	4:33.873	3:24.346	37.767	31.760	111.2	9:00.570
4	1:51.524	42.770	37.384	31.370	202.6	10:52.094
5	1:50.788	42.383	37.183	31.222	203.8	12:42.882
6	2:16.084 B	45.343	39.965	50.776	203.8	14:58.966
7	11:38.091 B	...	37.392	36.139	97.5	26:37.057



ROUND 1 - JARAMA
 Toyota GR Cup Spain
 Test Colectivo Previo
 Weather Report





Track Status: **DRY**

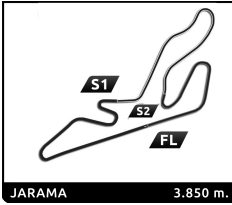


Toyota GR Cup Spain
ROUND 1 - JARAMA
Test Colectivo Previo
Race Director Report

Hour	Flag	Message
12:00:00		PIT LANE ABIERTO
12:14:19		COCHE #64 VENTANILLA COPILOTO BAJADA
12:30:13	RF	RED FLAG
12:30:42		RESTOS DE FRENO EN RECTA PRINCIPAL
12:34:11		APERTURA PIT LANE A LAS 12:35
12:35:00	GF	GREEN FLAG
12:35:01		PIT LANE ABIERTO

Published at:

Race Director: David RODRIGUEZ		Timekeeper: Alberto ESTEBANEZ	
--	---	---	---



Toyota GR Cup Spain
ROUND 1 - JARAMA
Entrenamiento Libre 1+2

Classification

No	Driver	Nat	Team	Car	Cl.	Time	Lap Total	Gap	Kph
1	32 Marcos DE DIEGO	ESP	EFICAR TEAM COMAUTO	Toyota GR86	GR	1:49.381	6 19	-	- 126.7
2	95 Marco AGUILERA	ESP	EFICAR TEAM NIMO	Toyota GR86	GR	1:49.437	17 22	+0.056	+0.056 126.6
3	70 Santiago CASTILLA	ESP	EFICAR TEAM CASAL	Toyota GR86	GR	1:49.439	16 23	+0.058	+0.002 126.6
4	13 Joan VINYES D	AND	EFICAR TEAM	Toyota GR86	GR	1:49.945	16 20	+0.564	+0.506 126.1
5	23 Antonio ALBACETE	ESP	LOVA ME-PRE MOTORSPORT	Toyota GR86	GR	1:49.952	22 22	+0.571	+0.007 126.1
6	14 Ignacio RODRIGUEZ	ESP	AVIASTEC_RACING	Toyota GR86	GR	1:50.016	19 20	+0.635	+0.064 126.0
7	2 Sandro PEREZ	ESP	RX PRORACING	Toyota GR86	GR	1:50.101	19 21	+0.720	+0.085 125.9
8	63 Miguel Angel ROMERO	ESP	RX PRORACING	Toyota GR86	GR	1:50.144	24 26	+0.763	+0.043 125.8
9	96 Luis ALVAREZ	ESP	LOVA ME-PRE MOTORSPORT	Toyota GR86	GR	1:50.168	19 25	+0.787	+0.024 125.8
10	64 Jesus Luis RECUENCO	ESP	LOVA ME-PRE MOTORSPORT	Toyota GR86	GR	1:51.046	16 25	+1.665	+0.878 124.8
11	8 Joan VINYES R	AND	EFICAR TEAM	Toyota GR86	GR	1:51.293	17 28	+1.912	+0.247 124.5
12	52 Alejandro SANCHEZ	ESP	ESCUELA VASCA DE CONDUCCIÓN	Toyota GR86	GR	1:51.878	17 23	+2.497	+0.585 123.9
13	86 Jesús MORENO	ESP	RX PRORACING	Toyota GR86	GR	1:52.665	23 25	+3.284	+0.787 123.0

Fastest Lap: Lap 6 | Marcos DE DIEGO | 1:49.381 | 126.7 Kph

Published at:

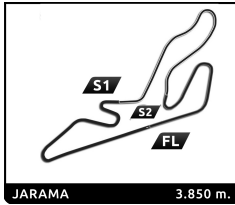
Track Status: **DRY**

Race Director:
David RODRIGUEZ



Timekeeper:
Alberto ESTÉBANEZ






Toyota GR Cup Spain
ROUND 1 - JARAMA
Entrenamiento Libre 1+2

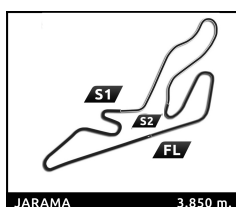
Classification by Division

No Driver	Nat	Team	Car	Time	Lap Total	Gap	Kph
JUNIOR							
1 2 Sandro PEREZ	ESP	RX PRORACING	Toyota GR86	1:50.101	19 21		125.9
2 63 Miguel Angel ROMERO	ESP	RX PRORACING	Toyota GR86	1:50.144	24 26	+0.043 +0.043	125.8
SENIOR							
1 8 Joan VINYES R	AND	EFICAR TEAM	Toyota GR86	1:51.293	17 28		124.5
2 52 Alejandro SANCHEZ	ESP	ESCUELA VASCA DE CONDUCCIÓN	Toyota GR86	1:51.878	17 23	+0.585 +0.585	123.9

Published at:

Track Status: **DRY**

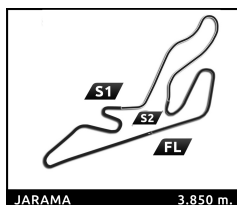
<p>Race Director: David RODRIGUEZ</p> 	<p>Timekeeper: Alberto ESTÉBANEZ</p> 
--	---



Toyota GR Cup Spain
ROUND 1 - JARAMA
Entrenamiento Libre 1+2

Best Top Speed

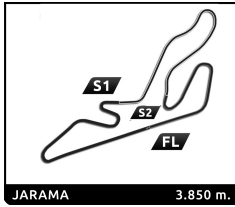
No Driver	Team	Class	Top 1		Top 2		Top 3		Top 4		Top 5		Avg	
			Kph	Lap	Kph	Lap	Kph	Lap	Kph	Lap	Kph	Lap		
23	Antonio ALBACETE	LOVA ME-PRE MOTORSPORT	GR	206.9	5	206.5	15	206.5	12	206.1	16	206.1	11	206,4
14	Ignacio RODRIGUEZ	AVIASTEC_RACING	GR	206.5	10	205.3	9	204.9	12	204.5	11	202.6	6	204,8
2	Sandro PEREZ	RX PRORACING	GR	206.1	16	205.7	15	204.2	14	203.8	20	203.8	19	204,7
96	Luis ALVAREZ	LOVA ME-PRE MOTORSPORT	GR	206.1	20	206.1	19	206.1	25	205.3	18	204.9	17	205,7
32	Marcos DE DIEGO	EFICAR TEAM COMAUTO	GR	205.7	17	205.3	19	205.3	18	205.3	10	204.9	16	205,3
64	Jesus Luis RECUENCO	LOVA ME-PRE MOTORSPORT	GR	205.7	15	204.9	14	204.5	17	204.5	16	204.2	13	204,8
70	Santiago CASTILLA	EFICAR TEAM CASAL	GR	205.7	9	205.3	12	205.3	11	205.3	10	205.3	8	205,4
63	Miguel Angel ROMERO	RX PRORACING	GR	205.3	15	205.3	16	204.9	14	204.5	12	204.5	13	204,9
95	Marco AGUILERA	EFICAR TEAM NIMO	GR	204.9	21	203.4	22	202.6	17	202.6	16	202.6	15	203,2
8	Joan VINYES R	EFICAR TEAM	GR	204.5	4	204.5	25	204.2	27	204.2	26	203.8	5	204,2
13	Joan VINYES D	EFICAR TEAM	GR	204.5	18	204.2	19	204.2	17	204.2	15	204.2	11	204,3
52	Alejandro SANCHEZ	ESCUELA VASCA DE CONDUCCIÓN	GR	203.8	23	203.4	22	203.4	10	203.0	17	203.0	16	203,3
86	Jesús MORENO	RX PRORACING	GR	200.0	15	199.6	16	199.6	13	199.3	23	199.3	11	199,6



Toyota GR Cup Spain
ROUND 1 - JARAMA
Entrenamiento Libre 1+2

Best Sector Times

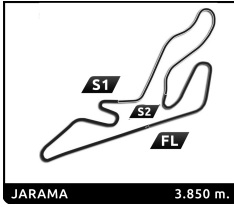
Sector 1			Sector 2			Sector 3			Ideal Lap	Best Lap
Pos	No Driver	Time	No Driver	Time	No Driver	Time	Pos	No Driver		
1	70 S.CASTILLA	41.883	13 J.VINYES D	36.586	32 M.DE DIEGO	30.674	1	95 M.AGUILERA	1:49.236	1:49.437 (2)
2	95 M.AGUILERA	41.940	95 M.AGUILERA	36.618	95 M.AGUILERA	30.678	2	32 M.DE DIEGO	1:49.311	1:49.381 (1)
3	32 M.DE DIEGO	41.995	32 M.DE DIEGO	36.642	70 S.CASTILLA	30.744	3	70 S.CASTILLA	1:49.439	1:49.439 (3)
4	96 L.ALVAREZ	42.092	23 A.ALBACETE	36.793	2 S.PEREZ	30.817	4	13 J.VINYES D	1:49.805	1:49.945 (4)
5	14 I.RODRIGUEZ	42.113	70 S.CASTILLA	36.812	13 J.VINYES D	30.826	5	23 A.ALBACETE	1:49.840	1:49.952 (5)
6	23 A.ALBACETE	42.192	96 L.ALVAREZ	36.909	23 A.ALBACETE	30.855	6	14 I.RODRIGUEZ	1:49.974	1:50.016 (6)
7	2 S.PEREZ	42.202	63 M.ROMERO	36.914	63 M.ROMERO	30.916	7	2 S.PEREZ	1:49.977	1:50.101 (7)
8	63 M.ROMERO	42.250	14 I.RODRIGUEZ	36.937	14 I.RODRIGUEZ	30.924	8	96 L.ALVAREZ	1:50.052	1:50.168 (9)
9	13 J.VINYES D	42.393	2 S.PEREZ	36.958	96 L.ALVAREZ	31.051	9	63 M.ROMERO	1:50.080	1:50.144 (8)
10	64 J.RECUENCO	42.443	64 J.RECUENCO	36.964	8 J.VINYES R	31.211	10	64 J.RECUENCO	1:50.637	1:51.046 (10)
11	8 J.VINYES R	42.654	8 J.VINYES R	37.095	64 J.RECUENCO	31.230	11	8 J.VINYES R	1:50.960	1:51.293 (11)
12	52 A.SANCHEZ	43.107	52 A.SANCHEZ	37.222	52 A.SANCHEZ	31.368	12	52 A.SANCHEZ	1:51.697	1:51.878 (12)
13	86 J.MORENO	43.240	86 J.MORENO	37.671	86 J.MORENO	31.644	13	86 J.MORENO	1:52.555	1:52.665 (13)



Toyota GR Cup Spain
ROUND 1 - JARAMA
Entrenamiento Libre 1+2



Fastest Lap Sequence

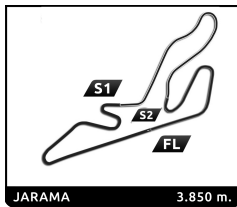
Elapsed	No	Driver	Team	Car	Class	Time	Kph	Lap
4:31.617	70	Santiago CASTILLA	EFICAR TEAM CASAL	Toyota GR86	GR	1:58.679	116.8	2
4:39.975	23	Antonio ALBACETE	LOVA ME-PRE MOTORSPORT	Toyota GR86	GR	1:51.940	123.8	2
6:22.672	70	Santiago CASTILLA	EFICAR TEAM CASAL	Toyota GR86	GR	1:51.055	124.8	3
6:30.342	23	Antonio ALBACETE	LOVA ME-PRE MOTORSPORT	Toyota GR86	GR	1:50.367	125.6	3
8:20.412	23	Antonio ALBACETE	LOVA ME-PRE MOTORSPORT	Toyota GR86	GR	1:50.070	125.9	4
8:51.880	32	Marcos DE DIEGO	EFICAR TEAM COMAUTO	Toyota GR86	GR	1:49.977	126.0	4
10:41.573	32	Marcos DE DIEGO	EFICAR TEAM COMAUTO	Toyota GR86	GR	1:49.693	126.4	5
12:30.954	32	Marcos DE DIEGO	EFICAR TEAM COMAUTO	Toyota GR86	GR	1:49.381	126.7	6



Toyota GR Cup Spain
ROUND 1 - JARAMA
Entrenamiento Libre 1+2

Flag Analysis

Flag	Time
 GREEN FLAG	16:00:00.000
 CHEQUERED FLAG	17:00:00.000

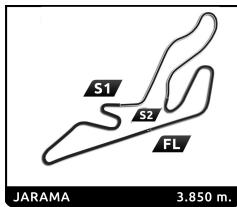


Toyota GR Cup Spain
ROUND 1 - JARAMA
Entrenamiento Libre 1+2

Sector Analysis

— Invalidated Lap ■ Personal Best ■ Session Best B Crossing the pit lane

Lap	Time	Sector 1	Sector 2	Sector 3	T.Sp	Elapsed	Lap	Time	Sector 1	Sector 2	Sector 3	T.Sp	Elapsed
2	Sandro PEREZ ESP RX PRORACING Toyota GR86						13	Joan VINYES D AND EFICAR TEAM Toyota GR86					
1	6:09.929	4:49.964	45.445	34.520	85.1	6:09.929	1	3:39.505	2:26.638	40.353	32.514	57.6	3:39.505
2	2:08.052	52.198	42.408	33.446	104.9	8:17.981	2	1:52.248	43.867	37.176	31.205	191.2	5:31.753
3	2:20.330	51.944	38.091	50.295	141.0	10:38.311	3	1:50.473	42.712	36.935	30.826	200.0	7:22.226
4	3:45.048	2:29.521	39.545	35.982	86.1	14:23.359	4	1:50.570	42.441	37.122	31.007	202.6	9:12.796
5	1:55.603	42.495	37.522	35.586	202.2	16:18.962	5	1:50.431	42.544	36.850	31.037	202.6	11:03.227
6	1:50.216	42.236	37.031	30.949	201.9	18:09.178	6	1:50.218	42.393	36.883	30.942	202.2	12:53.445
7	2:08.556	42.284	37.154	49.118	202.2	20:17.734	7	1:50.256	42.545	36.803	30.908	203.0	14:43.701
8	5:12.572	3:57.671	43.003	31.898	85.4	25:30.306	8	1:50.213	42.525	36.814	30.874	203.4	16:33.914
9	1:50.728	42.430	37.148	31.150	202.6	27:21.034	9	1:50.536	42.454	37.059	31.023	203.4	18:24.450
10	2:04.178	42.365	37.159	44.654	203.0	29:25.212	10	1:50.685	42.699	36.965	31.021	203.4	20:15.135
11	7:29.488	6:16.253	41.098	32.137	84.8	36:54.700	11	1:50.394	42.485	36.925	30.984	204.2	22:05.529
12	1:50.831	42.535	37.165	31.131	202.2	38:45.531	12	2:00.975	42.485	37.398	41.092	203.8	24:06.504
13	1:50.543	42.479	37.107	30.957	202.6	40:36.074	13	9:33.218	8:24.402	37.317	31.499	84.3	33:39.722
14	1:50.291	42.415	37.059	30.817	204.2	42:26.365	14	1:50.852	42.885	36.994	30.973	203.0	35:30.574
15	1:50.237	42.329	36.958	30.950	205.7	44:16.602	15	1:50.144	42.539	36.768	30.837	204.2	37:20.718
16	2:17.266	43.289	44.554	49.423	206.1	46:33.868	16	1:49.945	42.453	36.586	30.906	203.8	39:10.663
17	5:37.914	4:21.726	44.850	31.338	86.3	52:11.782	17	1:50.165	42.518	36.687	30.960	204.2	41:00.828
18	1:50.730	42.631	37.120	30.979	202.6	54:02.512	18	1:50.290	42.613	36.697	30.980	204.5	42:51.118
19	1:50.101	42.202	37.016	30.883	203.8	55:52.613	19	1:50.210	42.453	36.732	31.025	204.2	44:41.328
20	1:55.245	42.257	37.058	35.930	203.8	57:47.858	20	2:07.980	42.543	36.744	48.693	203.4	46:49.308
21	2:34.594	49.552	45.771	59.271	123.1	1:00:22.452							
8	Joan VINYES R AND EFICAR TEAM Toyota GR86						14	Ignacio RODRIGUEZ ESP AVIASTEC_RACING Toyota GR86					
1	2:52.054	1:32.577	44.558	34.919	70.4	2:52.054	1	8:18.209	7:03.838	42.246	32.125	90.2	8:18.209
2	1:55.576	45.923	38.066	31.587	187.5	4:47.630	2	1:51.701	42.810	37.411	31.480	200.4	10:09.910
3	1:52.082	43.253	37.394	31.435	202.2	6:39.712	3	1:50.998	42.394	37.346	31.258	201.5	12:00.908
4	1:52.952	43.219	37.659	32.074	204.5	8:32.664	4	1:51.078	42.413	37.411	31.254	201.9	13:51.986
5	1:51.613	42.883	37.412	31.318	203.8	10:24.277	5	1:50.738	42.361	37.351	31.026	202.2	15:42.724
6	1:51.970	42.936	37.646	31.388	203.8	12:16.247	6	1:50.472	42.388	37.007	31.077	202.6	17:33.196
7	1:51.830	42.920	37.525	31.385	203.4	14:08.077	7	2:00.858	42.729	37.551	40.578	201.9	19:34.054
8	2:01.195	43.487	38.248	39.460	203.4	16:09.272	8	5:01.363	3:52.926	37.317	31.120	97.8	24:35.417
9	4:09.408	2:55.304	42.288	31.816	93.3	20:18.680	9	1:50.263	42.298	36.942	31.023	205.3	26:25.680
10	1:52.628	43.128	38.057	31.443	202.6	22:11.308	10	1:51.024	42.194	37.067	31.763	206.5	28:16.704
11	1:51.796	42.967	37.438	31.391	203.8	24:03.104	11	1:50.619	42.301	37.128	31.190	204.5	30:07.323
12	1:52.086	42.903	37.647	31.536	203.0	25:55.190	12	2:00.674	42.231	37.337	41.106	204.9	32:07.997
13	1:52.724	43.687	37.597	31.440	202.6	27:47.914	13	8:08.954	6:56.595	39.809	32.550	89.0	40:16.951
14	1:51.928	42.902	37.601	31.425	203.4	29:39.842	14	1:52.545	43.666	37.638	31.241	195.3	42:09.496
15	1:52.567	43.478	37.650	31.439	201.1	31:32.409	15	1:50.580	42.562	37.091	30.927	201.5	44:00.076
16	1:51.872	42.910	37.486	31.476	203.4	33:24.281	16	1:56.369	42.113	36.992	37.264	201.9	45:56.445
17	1:51.293	42.654	37.428	31.211	203.8	35:15.574	17	4:47.368	3:28.367	46.624	32.377	85.4	50:43.813
18	1:51.938	42.982	37.298	31.658	203.4	37:07.512	18	1:50.933	42.534	37.269	31.130	201.9	52:34.746
19	1:51.959	43.038	37.535	31.386	203.8	38:59.471	19	1:50.016	42.155	36.937	30.924	202.2	54:24.762
20	2:06.709	44.008	39.407	43.294	202.6	41:06.180	20	2:09.910	46.890	40.880	42.140	196.7	56:34.672
21	7:38.027	6:27.297	38.695	32.035	93.9	48:44.207							
22	1:51.998	43.188	37.458	31.352	201.5	50:36.205							
23	1:51.551	43.002	37.313	31.236	203.4	52:27.756							
24	1:51.685	42.811	37.095	31.779	203.4	54:19.441							
25	1:51.406	42.749	37.341	31.316	204.5	56:10.847							
26	1:51.707	42.831	37.372	31.504	204.2	58:02.554							
27	1:52.777	42.993	38.203	31.581	204.2	59:55.331							
28	2:04.288	43.058	38.304	42.926	203.4	1:01:59.619							
23	Antonio ALBACETE ESP LOVA ME-PRE MOTORSPORT Toyota GR86						1	2:48.035 1:29.702 44.532 33.801 90.5 2:48.035					
2	1:51.940	43.469	37.240	31.231	198.5	4:39.975	2	1:51.940	43.469	37.240	31.231	198.5	4:39.975
3	1:50.367	42.460	37.002	30.905	203.0	6:30.342	3	1:50.367	42.460	37.002	30.905	203.0	6:30.342
4	1:50.070	42.243	36.809	31.018	205.7	8:20.412	4	1:50.070	42.243	36.809	31.018	205.7	8:20.412
5	2:11.718	49.041	50.209	32.468	206.9	10:32.130	5	2:11.718	49.041	50.209	32.468	206.9	10:32.130
6	2:03.391	49.564	42.111	31.716	204.5	12:35.521	6	2:03.391	49.564	42.111	31.716	204.5	12:35.521
7	2:12.671	42.623	45.713	44.335	204.9	14:48.192	7	2:12.671	42.623	45.713	44.335	204.9	14:48.192
8	7:47.816	6:35.869	40.459	31.488	97.9	22:36.008	8	7:47.816	6:35.869	40.459	31.488	97.9	22:36.008



Toyota GR Cup Spain
ROUND 1 - JARAMA
Entrenamiento Libre 1+2

Sector Analysis

— Invalidated Lap ■ Personal Best ■ Session Best B Crossing the pit lane

Lap	Time	Sector 1	Sector 2	Sector 3	T.Sp	Elapsed	Lap	Time	Sector 1	Sector 2	Sector 3	T.Sp	Elapsed
9	1:50.466	42.663	36.908	30.895	204.2	24:26.474	19	7:28.356	6:18.753	37.982	31.621	86.7	53:52.700
10	1:50.100	42.435	36.793	30.872	205.3	26:16.574	20	1:52.898	43.542	37.547	31.809	201.5	55:45.598
11	2:08.119	42.645	50.256	35.218	206.1	28:24.693	21	1:52.721	43.537	37.627	31.557	200.7	57:38.319
12	2:01.293	42.192	36.971	42.130	206.5	30:25.986	22	1:52.184	43.245	37.310	31.629	203.4	59:30.503
13	2:10.167	55.372	43.301	31.494	103.2	32:36.153	23	2:21.840 B	43.182	46.097	52.561	203.8	1:01:52.343
14	1:50.237	42.479	36.842	30.916	205.7	34:26.390							
15	1:49.975	42.197	36.888	30.890	206.5	36:16.365							
16	2:15.209 B	42.343	49.770	43.096	206.1	38:31.574							
17	12:04.042	...	46.775	37.168	92.3	50:35.616							
18	2:04.391	53.046	39.493	31.852	128.3	52:40.007							
19	1:59.323	43.699	43.104	32.520	173.9	54:39.330							
20	1:50.441	42.653	36.844	30.944	203.8	56:29.771							
21	1:50.116	42.360	36.849	30.907	204.9	58:19.887							
22	1:49.952	42.194	36.903	30.855	205.3	1:00:09.839							

32 **Marcos DE DIEGO** ESP
EFICAR TEAM COMAUTO Toyota GR86

1	2:48.519	1:29.318	44.155	35.046	64.5	2:48.519
2	2:09.860	52.819	42.474	34.567	145.6	4:58.379
3	2:03.524	48.067	41.715	33.742	152.8	7:01.903
4	1:49.977	42.497	36.806	30.674	203.4	8:51.880
5	1:49.693	42.334	36.650	30.709	203.4	10:41.573
6	1:49.381	41.995	36.642	30.744	204.5	12:30.954
7	2:00.187 B	42.091	36.660	41.436	204.2	14:31.141
8	6:21.801	5:11.444	38.730	31.627	79.4	20:52.942
9	1:50.656	42.526	37.190	30.940	203.4	22:43.598
10	2:02.582 B	42.191	37.009	43.382	205.3	24:46.180
11	12:52.677	...	37.548	31.246	85.3	37:38.857
12	1:50.626	42.555	37.062	31.009	203.0	39:29.483
13	1:49.957	42.206	36.812	30.939	204.2	41:19.440
14	2:00.979 B	42.286	38.233	40.460	204.5	43:20.419
15	10:34.483	9:25.718	37.645	31.120	86.4	53:54.902
16	1:50.790	42.441	37.055	31.294	204.9	55:45.692
17	1:50.484	42.459	37.026	30.999	205.7	57:36.176
18	1:50.168	42.256	36.978	30.934	205.3	59:26.344
19	1:50.123	42.158	36.903	31.062	205.3	1:01:16.467

52 **Alejandro SANCHEZ** ESP
ESCUELA VASCA DE CONDUCCIÓN Toyota GR86

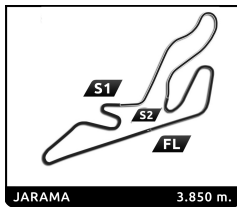
1	4:06.065	2:48.146	44.296	33.623	80.9	4:06.065
2	2:00.665	46.942	40.804	32.919	175.0	6:06.730
3	1:53.736	44.025	37.396	32.315	199.6	8:00.466
4	1:53.168	43.458	37.885	31.825	199.6	9:53.634
5	1:53.750	44.077	37.714	31.959	201.9	11:47.384
6	2:04.348 B	43.896	37.417	43.035	154.9	13:51.732
7	5:51.199	4:41.479	37.746	31.974	88.1	19:42.931
8	1:52.363	43.107	37.532	31.724	202.2	21:35.294
9	1:52.266	43.394	37.280	31.592	202.6	23:27.560
10	1:52.231	43.264	37.270	31.697	203.4	25:19.791
11	1:52.549	43.154	37.603	31.792	203.0	27:12.340
12	2:18.965 B	46.233	45.497	47.235	197.1	29:31.305
13	7:12.318	6:02.214	38.047	32.057	90.7	36:43.623
14	1:53.585	43.491	37.813	32.281	199.6	38:37.208
15	1:54.165	43.282	37.453	33.430	201.1	40:31.373
16	1:52.609	43.564	37.536	31.509	203.0	42:23.982
17	1:51.878	43.288	37.222	31.368	203.0	44:15.860
18	2:08.484 B	43.806	39.934	44.744	201.9	46:24.344

63 **Miguel Angel ROMERO** ESP
RX PRORACING Toyota GR86

1	5:14.245	4:00.943	40.923	32.379	92.0	5:14.245
2	1:52.796	43.627	37.694	31.475	195.7	7:07.041
3	2:06.727 B	43.219	41.020	42.488	198.2	9:13.768
4	3:25.746	2:09.410	44.568	31.768	92.6	12:39.514
5	1:52.232	43.252	37.637	31.343	199.6	14:31.746
6	1:51.385	42.673	37.382	31.330	203.4	16:23.131
7	1:51.076	42.634	37.359	31.083	204.2	18:14.207
8	1:51.681	42.576	37.372	31.733	204.2	20:05.888
9	2:23.004 B	47.517	51.817	43.670	200.0	22:28.892
10	4:24.097	3:14.826	37.776	31.495	87.1	26:52.989
11	1:55.223	42.742	40.320	32.161	204.2	28:48.212
12	1:51.034	42.497	37.275	31.262	204.5	30:39.246
13	1:50.982	42.597	37.275	31.110	204.5	32:30.228
14	1:50.541	42.448	37.092	31.001	204.9	34:20.769
15	1:50.593	42.449	36.997	31.147	205.3	36:11.362
16	1:50.474	42.328	37.070	31.076	205.3	38:01.836
17	1:50.432	42.359	36.998	31.075	204.5	39:52.268
18	2:14.094 B	49.303	42.732	42.059	175.0	42:06.362
19	5:17.605	4:08.501	37.482	31.622	85.9	47:23.967
20	1:55.192	42.569	40.578	32.045	203.8	49:19.159
21	1:51.095	42.587	37.340	31.168	203.4	51:10.254
22	1:50.646	42.552	37.116	30.978	204.2	53:00.900
23	1:50.245	42.304	37.025	30.916	204.2	54:51.145
24	1:50.144	42.250	36.914	30.980	204.5	56:41.289
25	2:05.391 B	44.243	38.983	42.165	203.4	58:46.680
26	3:11.104 B	1:30.284	44.909	55.911	88.5	1:01:57.784

64 **Jesús Luis RECUENCO** ESP
LOVA ME-PRE MOTORSPORT Toyota GR86

1	2:49.209	1:30.260	44.427	34.522	85.4	2:49.209
2	1:55.251	44.767	38.303	32.181	193.9	4:44.460
3	1:52.787	43.174	38.085	31.528	200.7	6:37.247
4	1:52.332	43.045	37.627	31.660	201.1	8:29.579
5	1:51.599	42.942	37.073	31.584	202.2	10:21.178
6	1:51.523	42.895	37.355	31.273	202.6	12:12.701
7	2:00.126	44.528	41.915	33.683	203.0	14:12.827
8	2:09.266 B	43.515	41.661	44.090	203.0	16:22.093
9	8:48.737	7:31.990	43.050	33.697	77.4	25:10.830
10	1:52.851	43.559	37.627	31.665	201.1	27:03.681
11	1:52.081	43.053	37.603	31.425	203.8	28:55.762
12	1:51.706	42.842	37.197	31.667	204.2	30:47.468
13	1:53.609	42.848	37.452	33.309	204.2	32:41.077
14	1:51.765	42.755	37.372	31.638	204.9	34:32.842
15	1:51.507	42.556	37.285	31.666	205.7	36:24.349
16	1:51.046	42.443	37.102	31.501	204.5	38:15.395
17	2:41.760 B	1:12.234	44.960	44.566	204.5	40:57.155
18	7:15.398	6:01.828	41.742	31.828	85.0	48:12.553
19	1:52.744	43.300	37.813	31.631	200.7	50:05.297
20	1:52.027	42.906	37.807	31.314	200.7	51:57.324



Toyota GR Cup Spain

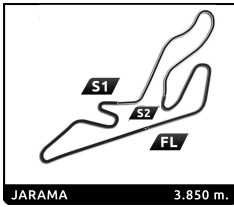
ROUND 1 - JARAMA

Entrenamiento Libre 1+2


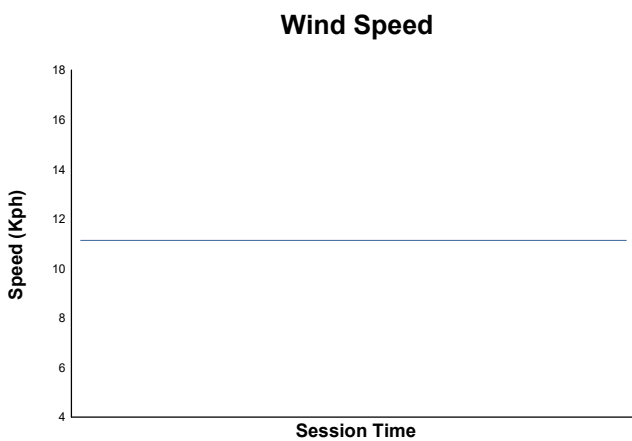
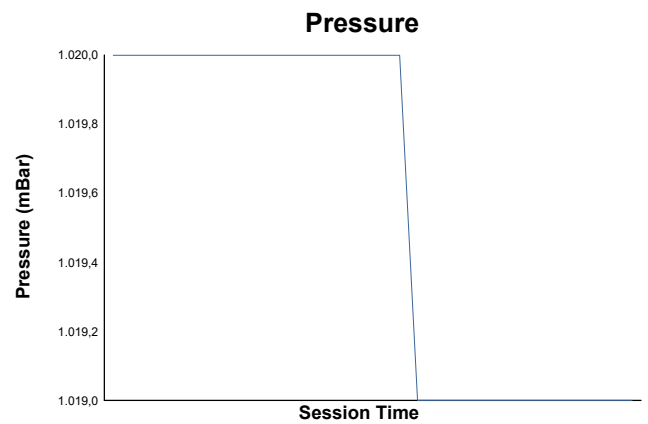
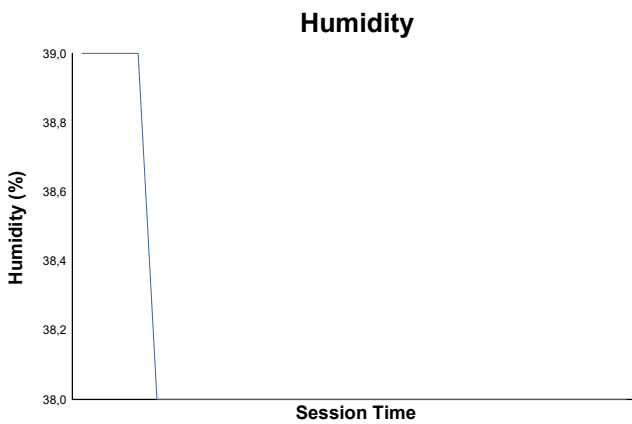
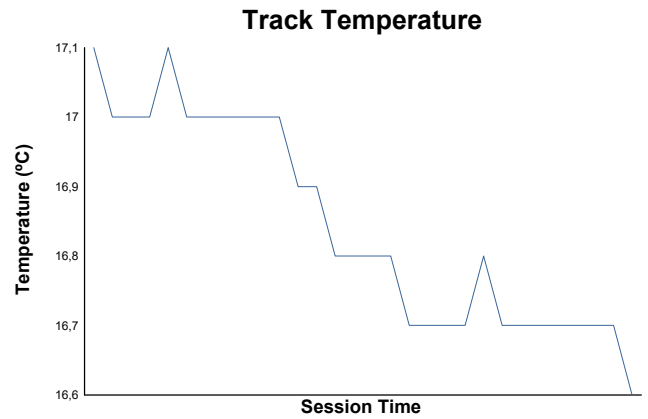
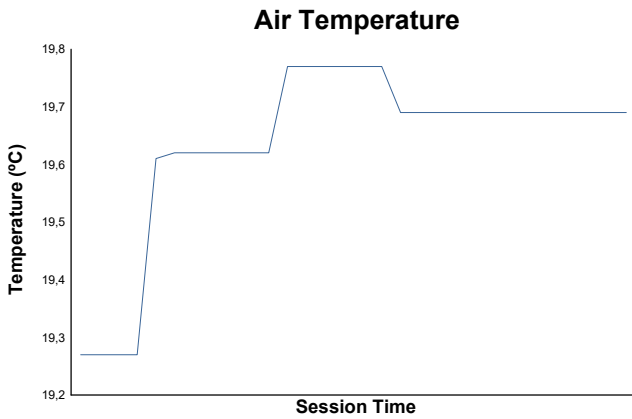
Sector Analysis

— Invalidated Lap ■ Personal Best ■ Session Best ■ Crossing the pit lane

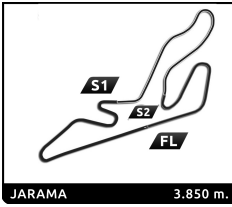
Lap	Time	Sector 1	Sector 2	Sector 3	T.Spd	Elapsed	Lap	Time	Sector 1	Sector 2	Sector 3	T.Spd	Elapsed
21	1:52.725	43.909	37.427	31.389	202.2	53:50.049	24	2:12.863 B	43.359	42.693	46.811	198.9	56:25.156
22	1:51.463	42.820	37.325	31.318	202.6	55:41.512	25	3:47.089 B	2:14.266	47.443	45.380	60.0	1:00:12.245
23	1:51.520	42.497	37.793	31.230	203.4	57:33.032	95 Marco AGUILERA ESP						
24	1:51.266	42.609	37.085	31.572	203.4	59:24.298	EFICAR TEAM NIMO Toyota GR86						
25	1:51.401	43.056	36.964	31.381	203.0	1:01:15.699	1	2:45.814	1:22.261	47.129	36.424	71.2	2:45.814
70 Santiago CASTILLA ESP							2	2:09.961	53.684	41.899	34.378	118.7	4:55.775
EFICAR TEAM CASAL Toyota GR86							3	2:13.953 B	48.129	40.590	45.234	164.4	7:09.728
1	2:32.938	1:11.077	46.244	35.617	86.8	2:32.938	4	6:09.680	4:58.402	39.757	31.521	85.5	13:19.408
2	1:58.679	49.021	38.368	31.290	154.7	4:31.617	5	1:49.900	42.467	36.755	30.678	200.4	15:09.308
3	1:51.055	42.636	37.352	31.067	202.6	6:22.672	6	1:49.598	42.055	36.677	30.866	201.5	16:58.906
4	1:50.922	42.377	37.581	30.964	204.5	8:13.594	7	1:49.538	42.108	36.618	30.812	200.7	18:48.444
5	1:50.331	42.318	37.147	30.866	203.8	10:03.925	8	2:02.698 B	47.974	36.906	37.818	138.8	20:51.142
6	1:50.582	42.146	37.404	31.032	204.2	11:54.507	9	6:40.738	5:00.541	54.694	45.503	80.3	27:31.880
7	2:03.070	46.530	45.097	31.443	204.9	13:57.577	10	1:50.146	42.554	36.800	30.792	201.9	29:22.026
8	1:50.755	42.583	37.188	30.984	205.3	15:48.332	11	1:49.737	42.126	36.871	30.740	201.1	31:11.763
9	1:50.312	42.173	37.099	31.040	205.7	17:38.644	12	2:10.522 B	42.298	42.488	45.736	201.9	33:22.285
10	1:50.754	42.586	37.277	30.891	205.3	19:29.398	13	6:34.821	5:20.134	43.505	31.182	81.0	39:57.106
11	1:50.393	42.366	37.112	30.915	205.3	21:19.791	14	1:50.523	42.743	36.924	30.856	202.2	41:47.629
12	2:05.585 B	44.104	41.261	40.220	205.3	23:25.376	15	1:49.856	42.288	36.779	30.789	202.6	43:37.485
13	11:29.007	...	43.156	33.483	82.8	34:54.383	16	1:49.514	42.041	36.686	30.787	202.6	45:26.999
14	1:55.924	45.666	39.114	31.144	172.0	36:50.307	17	1:49.437	41.996	36.712	30.729	202.6	47:16.436
15	1:50.386	42.391	37.112	30.883	203.8	38:40.693	18	2:16.055 B	44.486	48.046	43.523	202.2	49:32.491
16	1:49.439	41.883	36.812	30.744	203.4	40:30.132	19	6:27.501	5:08.385	47.232	31.884	82.3	55:59.992
17	1:50.350	42.356	36.872	31.122	204.5	42:20.482	20	1:50.000	42.460	36.739	30.801	201.9	57:49.992
18	1:56.986 B	42.078	36.976	37.932	204.9	44:17.468	21	1:49.734	41.940	36.896	30.898	204.9	59:39.726
19	6:01.340	4:52.791	37.467	31.082	82.3	50:18.808	22	2:14.758 B	42.120	37.609	55.029	203.4	1:01:54.484
20	1:50.368	42.387	37.043	30.938	203.4	52:09.176	96 Luis ALVAREZ ESP						
21	1:49.770	42.093	36.879	30.798	203.8	53:58.946	LOVA ME-PRE MOTORSPORT Toyota GR86						
22	2:01.897 B	43.457	37.756	40.684	200.4	56:00.843	1	2:50.698	1:32.078	43.883	34.737	72.2	2:50.698
23	2:43.904 B	1:19.485	41.752	42.667	85.4	58:44.747	2	1:55.617	44.266	39.356	31.995	185.6	4:46.315
86 Jesús MORENO ESP							3	1:51.422	42.452	37.424	31.546	203.8	6:37.737
RX PRORACING Toyota GR86							4	2:09.410 B	46.824	42.669	39.917	202.6	8:47.147
1	5:59.580	4:42.766	42.692	34.122	81.3	5:59.580	5	4:10.311	3:01.915	37.142	31.254	102.8	12:57.458
2	1:57.114	45.477	39.205	32.432	179.1	7:56.694	6	1:52.424	44.195	36.909	31.320	203.0	14:49.882
3	1:56.049	44.661	39.220	32.168	193.5	9:52.743	7	1:50.503	42.371	36.952	31.180	203.4	16:40.385
4	1:54.214	43.892	38.320	32.002	196.0	11:46.957	8	1:50.543	42.229	37.002	31.312	204.5	18:30.928
5	1:56.410	46.556	37.997	31.857	164.9	13:43.367	9	1:56.385 B	42.092	37.774	36.519	204.5	20:27.313
6	2:08.419 B	43.785	37.909	46.725	198.2	15:51.786	10	4:07.312	2:59.172	36.974	31.166	83.5	24:34.625
7	3:43.725	2:32.842	38.866	32.017	51.6	19:35.511	11	1:50.322	42.298	36.915	31.109	203.8	26:24.947
8	1:53.718	43.705	38.101	31.912	197.4	21:29.229	12	1:50.457	42.234	36.994	31.229	204.5	28:15.404
9	1:53.349	43.563	38.050	31.736	198.5	23:22.578	13	1:50.278	42.203	36.995	31.080	203.8	30:05.682
10	1:53.321	43.407	37.953	31.961	198.2	25:15.899	14	2:03.496 B	45.937	37.169	40.390	115.5	32:09.178
11	2:20.478 B	43.399	48.346	48.733	199.3	27:36.377	15	5:34.239	4:25.617	37.397	31.225	83.5	37:43.417
12	3:42.878	2:32.609	38.379	31.890	67.4	31:19.255	16	1:50.514	42.273	36.991	31.250	204.2	39:33.931
13	1:52.929	43.393	37.892	31.644	199.6	33:12.184	17	1:50.300	42.155	36.937	31.208	204.9	41:24.231
14	1:53.366	43.420	38.080	31.866	198.5	35:05.550	18	2:14.341	42.233	58.645	33.463	205.3	43:38.572
15	1:53.516	43.705	37.943	31.868	200.0	36:59.066	19	1:50.168	42.194	36.917	31.057	206.1	45:28.740
16	1:53.811	43.861	37.961	31.989	199.6	38:52.877	20	1:50.506	42.259	37.022	31.225	206.1	47:19.246
17	1:53.218	43.673	37.773	31.772	198.5	40:46.095	21	1:56.233 B	42.768	37.592	35.873	204.5	49:15.479
18	1:53.000	43.607	37.699	31.694	198.5	42:39.095	22	6:28.915	4:27.805	1:15.794	45.316	83.5	55:44.394
19	2:22.983 B	50.969	47.536	44.478	158.6	45:02.078	23	1:51.521	42.775	37.341	31.405	201.5	57:35.915
20	3:31.275	2:21.065	38.207	32.003	82.9	48:33.353	24	1:51.400	43.295	37.004	31.101	192.5	59:27.315
21	1:53.474	43.602	37.985	31.887	197.4	50:26.827	25	1:50.884	42.832	37.001	31.051	206.1	1:01:18.199
22	1:52.801	43.466	37.680	31.655	198.2	52:19.628							
23	1:52.665	43.240	37.671	31.754	199.3	54:12.293							



ROUND 1 - JARAMA
 Toyota GR Cup Spain
 Entrenamiento Libre 1+2
 Weather Report



Track Status: **DRY**





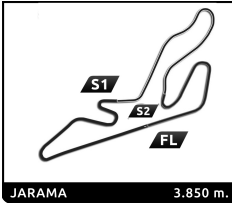
Toyota GR Cup Spain
ROUND 1 - JARAMA
Entrenamiento Libre 1+2

Race Director Report

Hour	Flag	Message
16:00:00		PIT LANE ABIERTO
17:00:05		BANDERA A CUADROS

Published at:

Race Director: David RODRIGUEZ		Timekeeper: Alberto ESTEBANEZ	
--	---	---	---



Toyota GR Cup Spain
ROUND 1 - JARAMA
Entrenamientos Clasificatorios 1

Final Classification

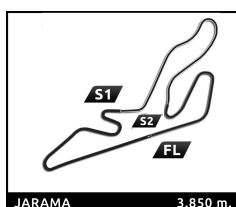
No	Driver	Nat	Team	Car	Cl.	Time	Lap Total	Gap	Kph
1	13 Joan VINYES D	AND	EFICAR TEAM	Toyota GR86	GR	1:48.116	4 6	-	- 128.2
2	95 Marco AGUILERA	ESP	EFICAR TEAM NIMO	Toyota GR86	GR	1:48.261	6 9	+0.145	+0.145 128.0
3	23 Antonio ALBACETE	ESP	LOVA ME-PRE MOTORSPORT	Toyota GR86	GR	1:48.480	4 8	+0.364	+0.219 127.8
4	32 Marcos DE DIEGO	ESP	EFICAR TEAM COMAUTO	Toyota GR86	GR	1:48.493	7 8	+0.377	+0.013 127.8
5	96 Luis ALVAREZ	ESP	LOVA ME-PRE MOTORSPORT	Toyota GR86	GR	1:48.865	8 10	+0.749	+0.372 127.3
6	70 Santiago CASTILLA	ESP	EFICAR TEAM CASAL	Toyota GR86	GR	1:48.897	4 9	+0.781	+0.032 127.3
7	2 Sandro PEREZ	ESP	RX PRORACING	Toyota GR86	GR	1:49.196	4 8	+1.080	+0.299 126.9
8	63 Miguel Angel ROMERO	ESP	RX PRORACING	Toyota GR86	GR	1:49.556	5 10	+1.440	+0.360 126.5
9	8 Joan VINYES R	AND	EFICAR TEAM	Toyota GR86	GR	1:49.782	8 10	+1.666	+0.226 126.3
10	64 Jesus Luis RECUENCO	ESP	LOVA ME-PRE MOTORSPORT	Toyota GR86	GR	1:50.193	4 8	+2.077	+0.411 125.8
11	14 Ignacio RODRIGUEZ	ESP	AVIASTEC_RACING	Toyota GR86	GR	1:50.560	6 9	+2.444	+0.367 125.4
12	52 Alejandro SANCHEZ	ESP	ESCUELA VASCA DE CONDUCCION	Toyota GR86	GR	1:51.854	5 10	+3.738	+1.294 123.9
13	86 Jesús MORENO	ESP	RX PRORACING	Toyota GR86	GR	1:52.033	5 9	+3.917	+0.179 123.7

Fastest Lap: Lap 4 | Joan VINYES D | **1:48.116** | 128.2 Kph

Published at:

Track Status: **DRY**

	<p>Timekeeper: Alberto ESTÉBANEZ</p> 
--	---



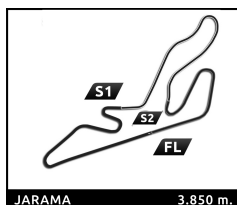
Toyota GR Cup Spain

ROUND 1 - JARAMA

Entrenamientos Clasificatorios 1

Best Top Speed

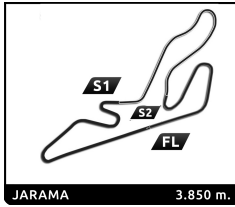
No Driver	Team	Class	Top 1		Top 2		Top 3		Top 4		Top 5		Avg
			Kph	Lap	Kph	Lap	Kph	Lap	Kph	Lap	Kph	Lap	
32	Marcos DE DIEGO	GR	208.5	8	208.1	7	207.3	6	206.1	5	204.2	4	206,8
96	Luis ALVAREZ	GR	207.3	8	206.9	7	206.9	9	204.9	10	204.2	3	206,0
23	Antonio ALBACETE	GR	206.9	3	206.5	4	205.7	7	205.3	8	204.5	2	205,8
63	Miguel Angel ROMERO	GR	206.5	5	206.5	3	206.1	6	205.3	9	205.3	10	205,9
70	Santiago CASTILLA	GR	206.1	9	205.7	4	205.7	6	204.9	5	204.9	8	205,5
95	Marco AGUILERA	GR	205.7	5	203.4	6	203.0	4	203.0	9	164.6	7	195,9
64	Jesus Luis RECUENCO	GR	205.7	4	205.7	5	205.3	3	204.2	8	203.0	7	204,8
8	Joan VINYES R	GR	204.9	8	204.5	3	204.5	10	204.2	7	203.0	4	204,2
13	Joan VINYES D	GR	204.9	4	204.5	3	192.2	2	154.9	5	91.1	6	169,5
2	Sandro PEREZ	GR	204.5	3	204.5	4	204.5	7	204.2	8	201.5	2	203,8
14	Ignacio RODRIGUEZ	GR	204.5	6	204.2	7	203.8	5	203.4	9	202.6	4	203,7
52	Alejandro SANCHEZ	GR	204.5	10	204.2	5	204.2	9	203.8	6	201.1	4	203,6
86	Jesús MORENO	GR	202.2	5	202.2	9	201.9	7	200.4	4	199.3	3	201,2



Toyota GR Cup Spain
ROUND 1 - JARAMA
Entrenamientos Clasificatorios 1

Best Sector Times

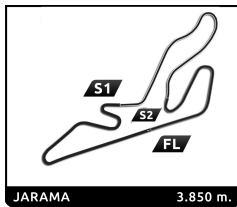
Sector 1			Sector 2			Sector 3			Ideal Lap	Best Lap	
Pos	No Driver	Time	No Driver	Time	No Driver	Time	Pos	No Driver			
1	95 M.AGUILERA	41.520	13 J.VINYES D	36.038	13 J.VINYES D	30.355	1	13 J.VINYES D	1:48.116	1:48.116	(1)
2	32 M.DE DIEGO	41.609	95 M.AGUILERA	36.296	95 M.AGUILERA	30.386	2	95 M.AGUILERA	1:48.202	1:48.261	(2)
3	23 A.ALBACETE	41.658	23 A.ALBACETE	36.325	32 M.DE DIEGO	30.410	3	32 M.DE DIEGO	1:48.360	1:48.493	(4)
4	13 J.VINYES D	41.723	32 M.DE DIEGO	36.341	23 A.ALBACETE	30.497	4	23 A.ALBACETE	1:48.480	1:48.480	(3)
5	70 S.CASTILLA	41.768	96 L.ALVAREZ	36.424	2 S.PEREZ	30.556	5	96 L.ALVAREZ	1:48.849	1:48.865	(5)
6	96 L.ALVAREZ	41.770	70 S.CASTILLA	36.526	70 S.CASTILLA	30.561	6	70 S.CASTILLA	1:48.855	1:48.897	(6)
7	2 S.PEREZ	41.861	2 S.PEREZ	36.606	96 L.ALVAREZ	30.655	7	2 S.PEREZ	1:49.023	1:49.196	(7)
8	63 M.ROMERO	41.978	63 M.ROMERO	36.648	63 M.ROMERO	30.755	8	63 M.ROMERO	1:49.381	1:49.556	(8)
9	64 J.RECUENCO	42.147	8 J.VINYES R	36.688	8 J.VINYES R	30.780	9	8 J.VINYES R	1:49.742	1:49.782	(9)
10	14 I.RODRIGUEZ	42.236	64 J.RECUENCO	37.008	64 J.RECUENCO	30.963	10	64 J.RECUENCO	1:50.118	1:50.193	(10)
11	8 J.VINYES R	42.274	14 I.RODRIGUEZ	37.023	14 I.RODRIGUEZ	31.078	11	14 I.RODRIGUEZ	1:50.337	1:50.560	(11)
12	52 A.SANCHEZ	42.985	52 A.SANCHEZ	37.054	52 A.SANCHEZ	31.371	12	52 A.SANCHEZ	1:51.410	1:51.854	(12)
13	86 J.MORENO	43.195	86 J.MORENO	37.301	86 J.MORENO	31.417	13	86 J.MORENO	1:51.913	1:52.033	(13)



Toyota GR Cup Spain
ROUND 1 - JARAMA
Entrenamientos Clasificatorios 1

Fastest Lap Sequence

Elapsed	No Driver	Team	Car	Class	Time	Kph	Lap
4:15.401	96 Luis ALVAREZ	LOVA ME-PRE MOTORSPORT	Toyota GR86	GR	1:51.948	123.8	2
5:42.143	2 Sandro PEREZ	RX PRORACING	Toyota GR86	GR	1:49.865	126.2	2
6:05.054	96 Luis ALVAREZ	LOVA ME-PRE MOTORSPORT	Toyota GR86	GR	1:49.653	126.4	3
7:24.856	13 Joan VINYES D	EFICAR TEAM	Toyota GR86	GR	1:48.466	127.8	3
9:12.972	13 Joan VINYES D	EFICAR TEAM	Toyota GR86	GR	1:48.116	128.2	4



Toyota GR Cup Spain

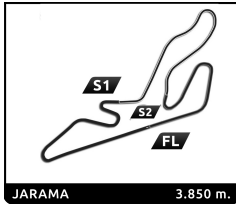
ROUND 1 - JARAMA

Entrenamientos Clasificatorios 1

Sector Analysis

— Invalidated Lap ■ Personal Best ■ Session Best B Crossing the pit lane

Lap	Time	Sector 1	Sector 2	Sector 3	T.Spd	Elapsed	Lap	Time	Sector 1	Sector 2	Sector 3	T.Spd	Elapsed	
2	Sandro PEREZ ESP RX PRORACING Toyota GR86							32	Marcos DE DIEGO ESP EFICAR TEAM COMAUTO Toyota GR86					
1	3:52.278	2:32.984	47.230	32.064	92.3	3:52.278	1	3:08.678	1:46.805	45.230	36.643	75.8	3:08.678	
2	1:49.865	42.529	36.780	30.556	201.5	5:42.143	2	2:14.557 B	48.989	42.727	42.841	154.9	5:23.235	
3	1:51.392	41.861	36.606	32.925	204.5	7:33.535	3	4:24.619	3:13.759	38.897	31.963	71.3	9:47.854	
4	1:49.196	41.889	36.714	30.593	204.5	9:22.731	4	1:49.100	42.207	36.483	30.410	204.2	11:36.954	
5	2:17.844 B	47.578	45.431	44.835	184.0	11:40.575	5	1:48.767	41.866	36.404	30.497	206.1	13:25.721	
6	3:43.774	2:31.927	40.700	31.147	86.4	15:24.349	6	1:48.860	41.780	36.482	30.598	207.3	15:14.581	
7	1:49.889	42.256	36.901	30.732	204.5	17:14.238	7	1:48.493	41.609	36.341	30.543	208.1	17:03.074	
8	2:13.667 B	42.145	45.674	45.848	204.2	19:27.905	8	2:09.743 B	41.635	39.520	48.588	208.5	19:12.817	
8	Joan VINYES R AND EFICAR TEAM Toyota GR86							52	Alejandro SANCHEZ ESP ESCUELA VASCA DE CONDUCCIÓN Toyota GR86					
1	2:33.446	1:16.559	42.709	34.178	91.1	2:33.446	1	4:06.554	2:48.409	43.486	34.659	86.8	4:06.554	
2	1:53.012	44.336	37.477	31.199	192.5	4:26.458	2	1:59.685	47.245	39.770	32.670	158.1	6:06.239	
3	1:51.308	43.174	37.069	31.065	204.5	6:17.766	3	1:53.114	43.691	37.563	31.860	198.9	7:59.353	
4	1:50.412	42.569	36.839	31.004	203.0	8:08.178	4	1:51.995	43.570	37.054	31.371	201.1	9:51.348	
5	2:02.743 B	46.604	38.493	37.646	187.8	10:10.921	5	1:51.854	43.146	37.156	31.552	204.2	11:43.202	
6	3:11.585	2:03.016	37.443	31.126	96.7	13:22.506	6	1:52.002	43.372	37.062	31.568	203.8	13:35.204	
7	1:49.852	42.384	36.688	30.780	204.2	15:12.358	7	1:52.321	43.349	37.388	31.584	201.1	15:27.525	
8	1:49.782	42.274	36.708	30.800	204.9	17:02.140	8	2:01.408	44.649	43.821	32.938	198.5	17:28.933	
9	2:01.368	47.812	41.988	31.568	176.5	19:03.508	9	1:52.496	43.315	37.640	31.541	204.2	19:21.429	
10	1:59.156 B	42.283	36.708	40.165	204.5	21:02.664	10	2:13.438 B	42.985	39.800	50.653	204.5	21:34.867	
13	Joan VINYES D AND EFICAR TEAM Toyota GR86							63	Miguel Angel ROMERO ESP RX PRORACING Toyota GR86					
1	3:40.852	2:22.852	45.069	32.931	73.6	3:40.852	1	3:08.975	1:48.017	45.634	35.324	85.7	3:08.975	
2	1:55.538	43.592	40.584	31.362	192.2	5:36.390	2	1:54.014	44.217	38.479	31.318	198.9	5:02.989	
3	1:48.466	41.817	36.167	30.482	204.5	7:24.856	3	1:49.861	42.226	36.880	30.755	206.5	6:52.850	
4	1:48.116	41.723	36.038	30.355	204.9	9:12.972	4	1:55.607	46.673	38.176	30.758	173.4	8:48.457	
5	2:15.117 B	46.065	43.141	45.911	154.9	11:28.089	5	1:49.556	42.009	36.648	30.899	206.5	10:38.013	
6	8:48.410 B	7:19.502	41.386	47.522	91.1	20:16.499	6	2:04.169 B	43.581	40.336	40.252	206.1	12:42.182	
14	Ignacio RODRIGUEZ ESP AVIASTEC_RACING Toyota GR86							64	Jesus Luis RECUENCO ESP LOVA ME-PRE MOTORSPORT Toyota GR86					
1	3:10.626	1:51.065	43.604	35.957	76.4	3:10.626	1	2:53.556	1:30.861	45.837	36.858	74.7	2:53.556	
2	2:06.349	48.337	42.866	35.146	165.6	5:16.975	2	2:03.129	50.993	40.116	32.020	167.4	4:56.685	
3	1:55.838	45.805	38.649	31.384	165.4	7:12.813	3	1:50.899	42.839	37.097	30.963	205.3	6:47.584	
4	1:51.069	42.737	37.182	31.150	202.6	9:03.882	4	1:50.193	42.147	37.008	31.038	205.7	8:37.777	
5	1:52.310	42.236	38.747	31.327	203.8	10:56.192	5	2:16.878 B	42.243	45.099	49.536	205.7	10:54.655	
6	1:50.560	42.292	37.023	31.245	204.5	12:46.752	6	5:36.474	4:24.293	40.240	31.941	74.7	16:31.129	
7	1:56.727 B	42.327	37.093	37.307	204.2	14:43.479	7	1:51.263	42.787	37.090	31.386	203.0	18:22.392	
8	3:49.828	2:41.057	37.405	31.366	88.2	18:33.307	8	1:50.970	42.558	37.267	31.145	204.2	20:13.362	
9	1:50.801	42.338	37.385	31.078	203.4	20:24.108								
23	Antonio ALBACETE ESP LOVA ME-PRE MOTORSPORT Toyota GR86							70	Santiago CASTILLA ESP EFICAR TEAM CASAL Toyota GR86					
1	3:38.825	2:21.215	45.265	32.345	85.0	3:38.825	1	2:40.954	1:23.089	43.589	34.276	84.3	2:40.954	
2	2:00.281	43.911	44.055	32.315	204.5	5:39.106	2	2:01.325	47.470	41.801	32.054	161.9	4:42.279	
3	1:48.700	41.769	36.334	30.597	206.9	7:27.806	3	1:52.237	43.196	38.375	30.666	175.9	6:34.516	
4	1:48.480	41.658	36.325	30.497	206.5	9:16.286	4	1:48.897	41.768	36.558	30.571	205.7	8:23.413	
5	2:15.231 B	48.076	43.243	43.912	166.2	11:31.517	5	1:48.959	41.872	36.526	30.561	204.9	10:12.372	
6	4:57.707	3:45.733	40.433	31.541	99.5	16:29.224	6	2:00.029 B	41.821	39.304	38.904	205.7	12:12.401	
7	1:49.397	42.047	36.616	30.734	205.7	18:18.621								
8	2:19.173 B	46.109	46.356	46.708	205.3	20:37.794								



Toyota GR Cup Spain
ROUND 1 - JARAMA
Entrenamientos Clasificatorios 1

Sector Analysis

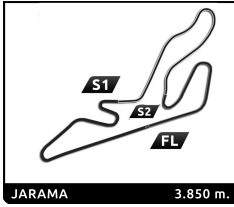
— Invalidated Lap ■ Personal Best ■ Session Best B Crossing the pit lane

Lap	Time	Sector 1	Sector 2	Sector 3	T.Sp	Elapsed	Lap	Time	Sector 1	Sector 2	Sector 3	T.Sp	Elapsed
7	4:28.901	3:20.210	37.864	30.827	95.8	16:41.302							
8	1:55.963	42.153	40.440	33.370	204.9	18:37.265							
9	2:07.701 B	42.217	41.555	43.929	206.1	20:44.966							

86		Jesús MORENO		ESP		
RX PRORACING		Toyota GR86				
1	3:17.130 B	1:37.390	50.620	49.120	67.9	3:17.130
2	4:21.969	3:09.883	39.498	32.588	95.0	7:39.099
3	1:52.896	43.663	37.595	31.638	199.3	9:31.995
4	1:52.696	43.478	37.732	31.486	200.4	11:24.691
5	1:52.033	43.195	37.421	31.417	202.2	13:16.724
6	2:15.663	58.973	44.996	31.694	175.9	15:32.387
7	1:52.741	43.477	37.493	31.771	201.9	17:25.128
8	2:02.184	50.179	40.455	31.550	188.5	19:27.312
9	1:52.416	43.373	37.301	31.742	202.2	21:19.728



95		Marco AGUILERA		ESP		
EFICAR TEAM NIMO		Toyota GR86				
1	3:12.017	1:53.265	44.295	34.457	69.3	3:12.017
2	2:06.069	48.024	43.517	34.528	159.5	5:18.086
3	1:57.981	46.620	39.675	31.686	144.2	7:16.067
4	1:48.709	42.027	36.296	30.386	203.0	9:04.776
5	1:48.465	41.618	36.450	30.397	205.7	10:53.241
6	1:48.261	41.520	36.338	30.403	203.4	12:41.502
7	2:10.595 B	46.448	42.667	41.480	164.6	14:52.097
8	4:27.500	3:13.557	42.791	31.152	89.7	19:19.597
9	2:05.130	42.199	45.326	37.605	203.0	21:24.727

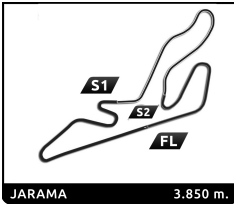
96		Luis ALVAREZ		ESP		
LOVA ME-PRE MOTORSPORT		Toyota GR86				
1	2:23.453	1:08.428	41.868	33.157	83.9	2:23.453
2	1:51.948	43.312	37.522	31.114	193.2	4:15.401
3	1:49.653	42.238	36.651	30.764	204.2	6:05.054
4	1:49.100	41.921	36.477	30.702	203.8	7:54.154
5	2:11.456 B	52.277	43.575	35.604	139.2	10:05.610
6	3:21.319	2:14.116	36.424	30.779	82.9	13:26.929
7	1:49.097	41.848	36.499	30.750	206.9	15:16.026
8	1:48.865	41.770	36.440	30.655	207.3	17:04.891
9	2:04.829	41.847	47.601	35.381	206.9	19:09.720
10	2:15.576 B	41.907	49.270	44.399	204.9	21:25.296



Toyota GR Cup Spain
ROUND 1 - JARAMA
Entrenamientos Clasificatorios 1

Flag Analysis


Flag	Time
 GREEN FLAG	11:05:00.000
 CHEQUERED FLAG	11:25:00.000

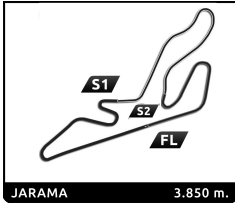


Toyota GR Cup Spain
ROUND 1 - JARAMA
Entrenamientos Clasificatorios 1
Provisional Race Director Report

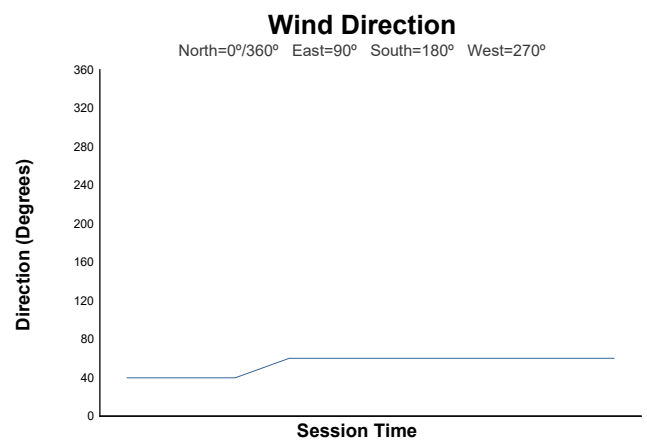
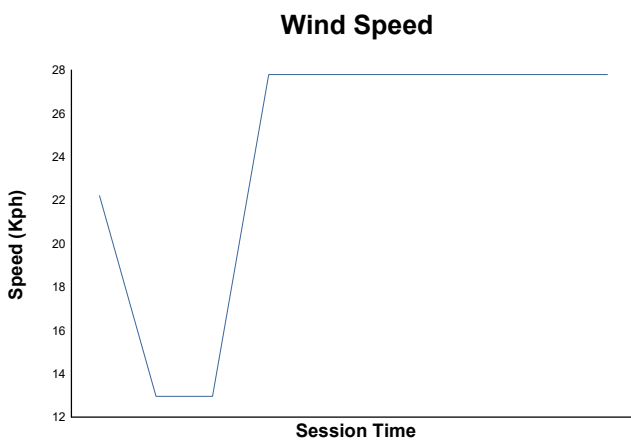
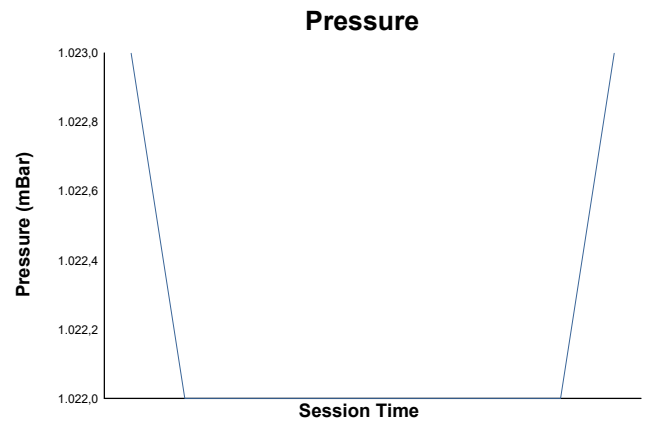
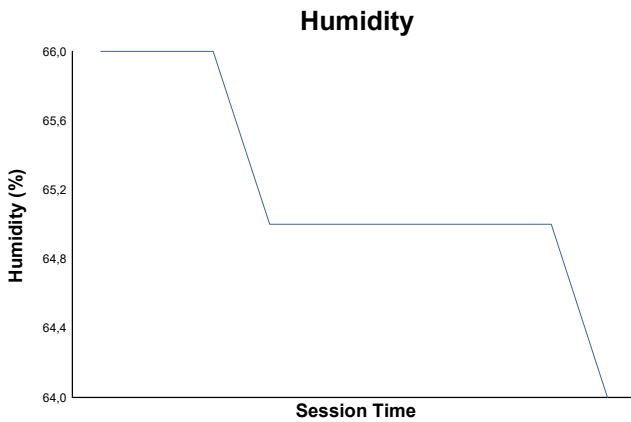
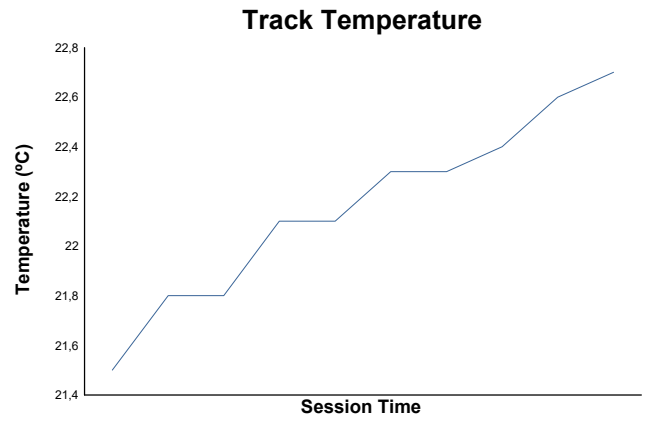
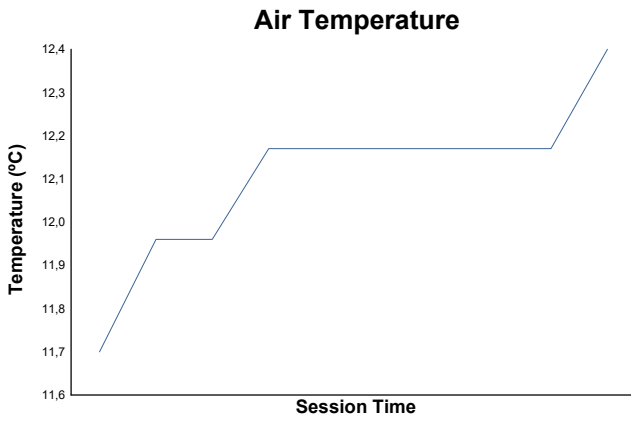
Hour	Flag	Message
11:05:01		PIT LANE ABIERTO
11:07:12		INCIDENTE EN PIT LANE BAJO INVESTIGACION - COCHE #96 - LINEA BLANCA PIT EXIT
11:25:02		BANDERA A CUADROS

Published at:

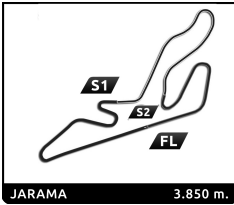
Race Director: David RODRIGUEZ		Timekeeper: Alberto ESTEBANEZ	
--	---	---	---



ROUND 1 - JARAMA
 Toyota GR Cup Spain
 Entrenamientos Clasificatorios 1
 Weather Report



Track Status: **DRY**



Toyota GR Cup Spain

ROUND 1 - JARAMA

Entrenamientos Clasificatorios 1

Provisional Classification by 2nd Fastest Lap

No	Driver	Team	Car	Class	Time	Gap	
1	95 Marco AGUILERA	EFICAR TEAM NIMO	Toyota GR86	GR	1:48.465	-	-
2	13 Joan VINYES D	EFICAR TEAM	Toyota GR86	GR	1:48.466	+0.001	+0.001
3	23 Antonio ALBACETE	LOVA ME-PRE MOTORSPORT	Toyota GR86	GR	1:48.700	+0.235	+0.234
4	32 Marcos DE DIEGO	EFICAR TEAM COMAUTO	Toyota GR86	GR	1:48.767	+0.302	+0.067
5	70 Santiago CASTILLA	EFICAR TEAM CASAL	Toyota GR86	GR	1:48.959	+0.494	+0.192
6	96 Luis ALVAREZ	LOVA ME-PRE MOTORSPORT	Toyota GR86	GR	1:49.097	+0.632	+0.138
7	63 Miguel Angel ROMERO	RX PRORACING	Toyota GR86	GR	1:49.672	+1.207	+0.575
8	8 Joan VINYES R	EFICAR TEAM	Toyota GR86	GR	1:49.852	+1.387	+0.180
9	2 Sandro PEREZ	RX PRORACING	Toyota GR86	GR	1:49.865	+1.400	+0.013
10	14 Ignacio RODRIGUEZ	AVIASTEC_RACING	Toyota GR86	GR	1:50.801	+2.336	+0.936
11	64 Jesus Luis RECUENCO	LOVA ME-PRE MOTORSPORT	Toyota GR86	GR	1:50.899	+2.434	+0.098
12	52 Alejandro SANCHEZ	ESCUELA VASCA DE CONDUCCIÓN	Toyota GR86	GR	1:51.995	+3.530	+1.096
13	86 Jesús MORENO	RX PRORACING	Toyota GR86	GR	1:52.416	+3.951	+0.421

Fastest Lap: Lap 4 | Joan VINYES D | 1:48.116 | 128.2 Kph

Published at:

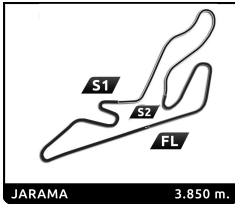
Track Status: **DRY**

Race Director:
David RODRIGUEZ



Timekeeper:
Alberto ESTÉBANEZ





Toyota GR Cup Spain
ROUND 1 - JARAMA
Carrera 1 (25 Minutes +1 Lap)

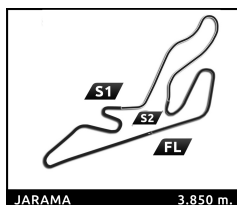
Final Starting Grid

1:52.033	Jesús MORENO	RX PRORACING	86	- 7 -	
					52 ESCUELA VASCA DE CONDUCCIÓN Alejandro SANCHEZ 1:51.854
1:50.560	Ignacio RODRIGUEZ	AVIASTEC_RACING	14	- 6 -	
					64 LOVA ME-PRE MOTORSPORT Jesus Luis RECUENCO 1:50.193
1:49.782	Joan VINYES R	EFICAR TEAM	8	- 5 -	
					63 RX PRORACING Miguel Angel ROMERO 1:49.556
1:49.196	Sandro PEREZ	RX PRORACING	2	- 4 -	
					70 EFICAR TEAM CASAL Santiago CASTILLA 1:48.897
1:48.865	Luis ALVAREZ	LOVA ME-PRE MOTORSPORT	96	- 3 -	
					32 EFICAR TEAM COMAUTO Marcos DE DIEGO 1:48.493
1:48.480	Antonio ALBACETE	LOVA ME-PRE MOTORSPORT	23	- 2 -	
					95 EFICAR TEAM NIMO Marco AGUILERA 1:48.261
1:48.116	Joan VINYES D	EFICAR TEAM	13	- 1 -	



Published at:

	Timekeeper: Alberto ESTÉBANEZ 
--	--



Toyota GR Cup Spain
ROUND 1 - JARAMA
Carrera 1 (25 Minutes +1 Lap)

Final Classification

No	Driver	Nat	Team	Car	Cl.	Laps	Total Time	Gap	Kph	Best Lap		
										Lap	Time	Kph
1	95 Marco AGUILERA	ESP	EFICAR TEAM NIMO	Toyota GR86	GR	14	26:50.340	-	120.5	3	1:48.640	127.6
2	13 Joan VINYES D	AND	EFICAR TEAM	Toyota GR86	GR	14	26:51.237	+0.897	120.4	3	1:48.936	127.2
3	23 Antonio ALBACETE	ESP	LOVA ME-PRE MOTORSPORT	Toyota GR86	GR	14	26:51.864	+1.524	120.4	3	1:48.934	127.2
4	32 Marcos DE DIEGO	ESP	EFICAR TEAM COMAUTO	Toyota GR86	GR	14	26:55.101	+4.761	120.1	4	1:48.947	127.2
5	2 Sandro PEREZ	ESP	RX PRORACING	Toyota GR86	GR	14	27:03.319	+12.979	119.5	4	1:49.508	126.6
6	63 Miguel Angel ROMERO	ESP	RX PRORACING	Toyota GR86	GR	14	27:03.535	+13.195	119.5	4	1:49.687	126.4
7	70 Santiago CASTILLA	ESP	EFICAR TEAM CASAL	Toyota GR86	GR	14	27:05.613	+15.273	119.4	3	1:49.844	126.2
8	14 Ignacio RODRIGUEZ	ESP	AVIASTEC_RACING	Toyota GR86	GR	14	27:08.831	+18.491	119.1	3	1:49.754	126.3
9	8 Joan VINYES R	AND	EFICAR TEAM	Toyota GR86	GR	14	27:16.487	+26.147	118.6	7	1:50.538	125.4
10	64 Jesus Luis RECUENCO	ESP	LOVA ME-PRE MOTORSPORT	Toyota GR86	GR	14	27:27.227	+36.887	117.8	11	1:51.361	124.5
11	86 Jesús MORENO	ESP	RX PRORACING	Toyota GR86	GR	14	27:40.144	+49.804	116.9	9	1:52.365	123.3
12	52 Alejandro SANCHEZ	ESP	ESCUELA VASCA DE CONDUCCIÓN	Toyota GR86	GR	14	27:57.767	+1:07.427	115.7	4	1:52.157	123.6

Not Started

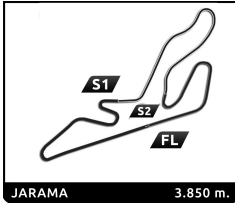
96 Luis ALVAREZ ESP LOVA ME-PRE MOTORSPORT Toyota GR86 GR

Pole Position:	Joan VINYES D	1:48.116	128.2 Kph
Fastest Lap:	Lap3 Marco AGUILERA	1:48.640	127.6 Kph

Published at:

Track Status: **DRY**

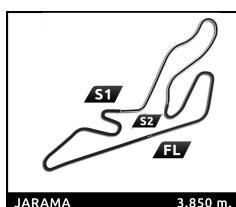
	<p>Timekeeper: Alberto ESTÉBANEZ</p> 
--	---



Toyota GR Cup Spain
ROUND 1 - JARAMA
Carrera 1

Best Sector Times

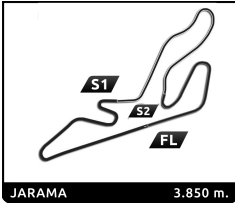
Sector 1			Sector 2			Sector 3			Ideal Lap	Best Lap	
Pos	No Driver	Time	No Driver	Time	No Driver	Time	Pos	No Driver			
1	32 M.DE DIEGO	41.670	95 M.AGUILERA	36.338	95 M.AGUILERA	30.418	1	95 M.AGUILERA	1:48.640	1:48.640	(1)
2	23 A.ALBACETE	41.777	13 J.VINYES D	36.363	13 J.VINYES D	30.431	2	13 J.VINYES D	1:48.765	1:48.936	(3)
3	95 M.AGUILERA	41.884	23 A.ALBACETE	36.546	32 M.DE DIEGO	30.596	3	32 M.DE DIEGO	1:48.840	1:48.947	(4)
4	13 J.VINYES D	41.971	32 M.DE DIEGO	36.574	23 A.ALBACETE	30.611	4	23 A.ALBACETE	1:48.934	1:48.934	(2)
5	70 S.CASTILLA	41.987	2 S.PEREZ	36.725	2 S.PEREZ	30.671	5	2 S.PEREZ	1:49.424	1:49.508	(5)
6	63 M.ROMERO	42.026	63 M.ROMERO	36.795	63 M.ROMERO	30.791	6	63 M.ROMERO	1:49.612	1:49.687	(6)
7	2 S.PEREZ	42.028	70 S.CASTILLA	36.841	70 S.CASTILLA	30.836	7	70 S.CASTILLA	1:49.664	1:49.844	(8)
8	14 I.RODRIGUEZ	42.034	14 I.RODRIGUEZ	36.842	14 I.RODRIGUEZ	30.878	8	14 I.RODRIGUEZ	1:49.754	1:49.754	(7)
9	8 J.VINYES R	42.465	8 J.VINYES R	36.969	8 J.VINYES R	31.031	9	8 J.VINYES R	1:50.465	1:50.538	(9)
10	64 J.RECUENCO	42.649	64 J.RECUENCO	37.114	64 J.RECUENCO	31.206	10	64 J.RECUENCO	1:50.969	1:51.361	(10)
11	86 J.MORENO	43.107	52 A.SANCHEZ	37.356	52 A.SANCHEZ	31.486	11	52 A.SANCHEZ	1:52.024	1:52.157	(11)
12	52 A.SANCHEZ	43.182	86 J.MORENO	37.408	86 J.MORENO	31.510	12	86 J.MORENO	1:52.025	1:52.365	(12)



Toyota GR Cup Spain
ROUND 1 - JARAMA
Carrera 1

Best Top Speed

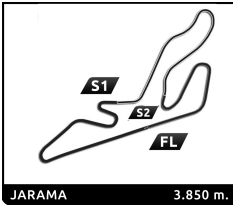
No Driver	Team	Class	Top 1		Top 2		Top 3		Top 4		Top 5			
			Kph	Lap	Kph	Lap	Kph	Lap	Kph	Lap	Kph	Lap	Avg	
32	Marcos DE DIEGO	EFICAR TEAM COMAUTO	GR	211.8	5	210.5	6	210.1	9	210.1	4	209.7	3	210,4
23	Antonio ALBACETE	LOVA ME-PRE MOTORSPORT	GR	211.4	11	210.9	8	210.5	12	210.1	10	210.1	7	210,6
63	Miguel Angel ROMERO	RX PRORACING	GR	210.9	5	210.9	4	210.5	14	210.5	8	210.1	10	210,6
95	Marco AGUILERA	EFICAR TEAM NIMO	GR	209.7	6	208.9	5	208.1	3	206.1	4	206.1	2	207,8
8	Joan VINYES R	EFICAR TEAM	GR	209.7	6	207.7	8	207.7	7	206.9	9	206.5	10	207,7
2	Sandro PEREZ	RX PRORACING	GR	209.3	5	208.1	4	207.3	3	205.7	7	204.9	13	207,1
70	Santiago CASTILLA	EFICAR TEAM CASAL	GR	209.3	7	208.9	10	208.9	3	208.5	11	208.5	5	208,8
14	Ignacio RODRIGUEZ	AVIASTEC_RACING	GR	208.9	4	206.9	5	206.5	13	206.5	10	206.5	9	207,1
13	Joan VINYES D	EFICAR TEAM	GR	208.1	7	207.7	9	207.3	10	207.3	8	206.9	14	207,5
86	Jesús MORENO	RX PRORACING	GR	208.1	7	208.1	6	207.7	5	207.3	4	206.1	3	207,5
64	Jesus Luis RECUENCO	LOVA ME-PRE MOTORSPORT	GR	206.5	6	206.5	5	205.7	4	205.3	12	204.9	8	205,8
52	Alejandro SANCHEZ	ESCUELA VASCA DE CONDUCCIÓN	GR	206.5	5	205.7	6	205.7	4	204.5	7	203.4	9	205,2
96	Luis ALVAREZ	LOVA ME-PRE MOTORSPORT	GR											



Toyota GR Cup Spain
ROUND 1 - JARAMA
Carrera 1

Lap Chart

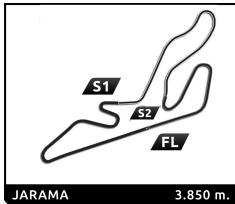
No	Pos	Grid	Lap													
			1	2	3	4	5	6	7	8	9	10	11	12	13	14
13	1	13	13	13	13	13	13	95	95	95	95	95	95	95	95	95
95	2	95	95	95	95	95	95	13	13	13	13	13	13	13	13	13
23	3	23	23	23	23	23	23	23	23	23	23	23	23	23	23	23
32	4	32	32	32	32	32	32	32	32	32	32	32	32	32	32	32
96	5	96	70	70	70	70	2	2	2	2	2	2	2	2	2	2
70	6	70	2	2	2	2	70	70	70	70	70	63	63	63	63	63
2	7	2	63	63	63	63	63	63	63	63	63	70	70	70	70	70
63	8	63	8	8	8	14	14	14	14	14	14	14	14	14	14	14
8	9	8	64	14	14	8	8	8	8	8	8	8	8	8	8	8
64	10	64	14	64	64	64	64	64	64	64	64	64	64	64	64	64
14	11	14	52	52	52	52	52	86	86	86	86	86	86	86	86	86
52	12	52	86	86	86	86	86	52	52	52	52	52	52	52	52	52
86	13	86														



Toyota GR Cup Spain
ROUND 1 - JARAMA
Carrera 1

Fastest Lap Sequence

Elapsed	No Driver	Team	Car	Class	Time	Kph	Lap
4:54.960	13 Joan VINYES D	EFICAR TEAM	Toyota GR86	GR	1:49.158	127.0	2
6:43.896	13 Joan VINYES D	EFICAR TEAM	Toyota GR86	GR	1:48.936	127.2	3
6:44.238	95 Marco AGUILERA	EFICAR TEAM NIMO	Toyota GR86	GR	1:48.640	127.6	3

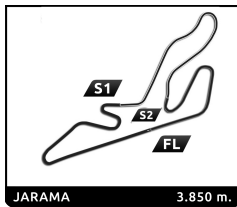


Toyota GR Cup Spain
ROUND 1 - JARAMA
Carrera 1

Analysis by lap

Lapped ■

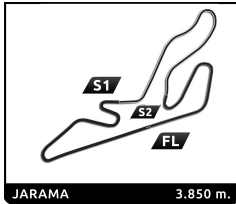
No	Lap Time	Gap	No	Lap Time	Gap	No	Lap Time	Gap	No	Lap Time	Gap	No	Lap Time	Gap
Lap 1														
13	3:05.802	0.000	95	3:06.317	0.515	23	3:07.241	1.439	32	3:07.924	2.122	70	3:08.328	2.526
2	3:09.478	3.676	63	3:09.989	4.187	8	3:10.877	5.075	64	3:12.866	7.064	14	3:12.912	7.110
52	3:13.893	8.091	86	3:14.799	8.997									
Lap 2														
13	1:49.158		95	1:49.281	0.638	23	1:49.625	1.906	32	1:49.471	2.435	70	1:50.261	3.629
2	1:50.888	5.406	63	1:50.843	5.872	8	1:51.539	7.456	14	1:51.684	9.636	64	1:53.681	11.587
52	1:53.464	12.397	86	1:53.119	12.958									
Lap 3														
13	1:48.936		95	1:48.640	0.342	23	1:48.934	1.904	32	1:49.079	2.578	70	1:49.844	4.537
2	1:49.695	6.165	63	1:49.827	6.763	8	1:51.050	9.570	14	1:49.754	10.454	64	1:51.820	14.471
52	1:52.823	16.284	86	1:52.552	16.574									
Lap 4														
13	1:49.165		95	1:49.149	0.326	23	1:49.138	1.877	32	1:48.947	2.360	70	1:50.325	5.697
2	1:49.508	6.508	63	1:49.687	7.285	14	1:50.541	11.830	8	1:51.742	12.147	64	1:51.947	17.253
52	1:52.157	19.276	86	1:52.557	19.966									
Lap 5														
13	1:49.443		95	1:49.389	0.272	23	1:49.090	1.524	32	1:49.163	2.080	70	1:50.115	7.180
2	1:50.994	7.248	63	1:49.827	7.669	14	1:50.921	13.308	8	1:51.271	13.975	64	1:51.551	19.361
52	1:53.002	22.835	86	1:52.557	23.080									
Lap 6														
95	1:49.815		13	1:50.750	0.663	23	1:49.523	0.960	32	1:49.381	1.374	2	1:49.834	6.927
70	1:50.439	7.600	63	1:50.608	8.190	14	1:50.288	13.509	8	1:50.824	14.712	64	1:51.730	21.004
52	1:52.456	25.204	86	1:52.749	25.742									
Lap 7														
95	1:49.259		13	1:49.671	1.075	23	1:49.729	1.430	32	1:50.046	2.161	2	1:49.675	7.343
70	1:50.156	8.497	63	1:50.220	9.151	14	1:50.159	14.409	8	1:50.538	15.991	64	1:51.434	23.179
52	2:09.385	45.330												
Lap 8														
95	1:49.537		13	1:49.371	0.909	23	1:49.599	1.492	32	1:49.404	2.028	2	1:50.461	8.267
70	1:50.452	9.412	63	1:50.182	9.796	14	1:50.326	15.198	8	1:50.870	17.324	64	1:51.571	25.213
52	1:52.767	48.560												
Lap 9														
95	1:49.484		13	1:49.662	1.087	23	1:49.499	1.507	32	1:49.884	2.428	2	1:50.409	9.192
70	1:50.211	10.139	63	1:50.514	10.826	14	1:50.280	15.994	8	1:51.252	19.092	64	1:51.813	27.542
52	1:52.886	51.962												
Lap 10														
95	1:49.707		13	1:50.112	1.492	23	1:50.099	1.899	32	1:50.166	2.887	2	1:50.242	9.727
63	1:50.130	11.249	70	1:51.905	12.337	14	1:50.338	16.625	8	1:51.232	20.617	64	1:51.675	29.510
52	1:52.715	54.970												
Lap 11														
95	1:49.736		13	1:49.949	1.705	23	1:50.005	2.168	32	1:50.050	3.201	2	1:50.632	10.623
63	1:50.209	11.722	70	1:50.345	12.946	14	1:50.393	17.282	8	1:51.433	22.314	64	1:51.361	31.135
52	1:53.395	58.629												
Lap 12														
95	1:49.791		13	1:49.600	1.514	23	1:49.815	2.192	32	1:50.760	4.170	2	1:50.422	11.254
63	1:50.059	11.990	70	1:50.921	14.076	14	1:50.467	17.958	8	1:51.098	23.621	64	1:51.493	32.837
52	1:52.744	1:01.582												
Lap 13														
95	1:50.054		13	1:49.659	1.119	23	1:49.761	1.899	32	1:50.201	4.317	2	1:50.387	11.587
63	1:50.044	11.980	70	1:50.827	14.849	14	1:50.275	18.179	8	1:51.510	25.077	64	1:52.290	35.073
52	1:53.151	1:04.679												
Lap 14														
95	1:50.181		13	1:49.959	0.897	23	1:49.806	1.524	32	1:50.625	4.761	2	1:51.573	12.979
63	1:51.396	13.195	70	1:50.605	15.273	14	1:50.493	18.491	8	1:51.251	26.147	64	1:51.995	36.887
52	1:52.929	1:07.427												



Toyota GR Cup Spain
ROUND 1 - JARAMA
Carrera 1

Sector Analysis

_ Invalidated Lap							■ Personal Best	■ Session Best	■ Crossing the pit lane							
Lap	Time	Sector 1	Sector 2	Sector 3	T.Sp	Elapsed	Lap	Time	Sector 1	Sector 2	Sector 3	T.Sp	Elapsed			
2	Sandro PEREZ ESP															
	RX PRORACING Toyota GR86															
1	3:09.478	B 1:16.578	1:11.640	41.260		3:09.478	4	1:50.541	42.235	37.203	31.103	208.9	8:44.891			
2	1:50.888	42.787	37.088	31.013	201.1	5:00.366	5	1:50.921	42.837	36.944	31.140	206.9	10:35.812			
3	1:49.695	42.227	36.742	30.726	207.3	6:50.061	6	1:50.288	42.132	36.994	31.162	206.5	12:26.100			
4	1:49.508	42.028	36.809	30.671	208.1	8:39.569	7	1:50.159	42.269	36.942	30.948	206.5	14:16.259			
5	1:50.115	42.081	36.867	31.167	209.3	10:29.684	8	1:50.326	42.238	36.866	31.222	205.7	16:06.585			
6	1:49.834	42.250	36.725	30.859	203.0	12:19.518	9	1:50.280	42.165	36.946	31.169	206.5	17:56.865			
7	1:49.675	42.112	36.827	30.736	205.7	14:09.193	10	1:50.338	42.252	36.927	31.159	206.5	19:47.203			
8	1:50.461	42.351	37.144	30.966	204.9	15:59.654	11	1:50.393	42.349	36.890	31.154	206.1	21:37.596			
9	1:50.409	42.386	37.029	30.994	204.9	17:50.063	12	1:50.467	42.203	37.077	31.187	205.7	23:28.063			
10	1:50.242	42.363	36.927	30.952	204.9	19:40.305	13	1:50.275	42.213	36.877	31.185	206.5	25:18.338			
11	1:50.632	42.321	36.980	31.331	204.9	21:30.937	14	1:50.493	42.212	37.031	31.250	206.1	27:08.831			
12	1:50.422	42.310	37.021	31.091	204.9	23:21.359										
13	1:50.387	42.347	36.967	31.073	204.9	25:11.746										
14	1:51.573	42.734	37.201	31.638	203.0	27:03.319										
8	Joan VINYES R AND															
	EFICAR TEAM Toyota GR86															
1	3:10.877	B 1:18.133	1:11.976	40.768		3:10.877	4	1:49.138	41.806	36.670	30.662	208.5	8:34.938			
2	1:51.539	43.026	37.219	31.294	204.2	5:02.416	5	1:49.090	41.777	36.604	30.709	208.9	10:24.028			
3	1:51.050	42.689	37.239	31.122	205.3	6:53.466	6	1:49.523	42.103	36.580	30.840	208.9	12:13.551			
4	1:51.742	42.786	37.216	31.740	206.1	8:45.208	7	1:49.729	42.358	36.585	30.786	210.1	14:03.280			
5	1:51.271	43.186	37.054	31.031	205.7	10:36.479	8	1:49.599	42.061	36.739	30.799	210.9	15:52.879			
6	1:50.824	42.524	37.102	31.198	209.7	12:27.303	9	1:49.499	42.067	36.613	30.819	209.7	17:42.378			
7	1:50.538	42.465	36.969	31.104	207.7	14:17.841	10	1:50.099	42.321	36.768	31.010	210.1	19:32.477			
8	1:50.870	42.518	37.307	31.045	207.7	16:08.711	11	1:50.005	42.219	36.799	30.987	211.4	21:22.482			
9	1:51.252	42.674	37.156	31.422	206.9	17:59.963	12	1:49.815	42.194	36.712	30.909	210.5	23:12.297			
10	1:51.232	42.598	37.186	31.448	206.5	19:51.195	13	1:49.761	42.195	36.618	30.948	209.7	25:02.058			
11	1:51.433	42.814	37.283	31.336	205.3	21:42.628	14	1:49.806	42.162	36.760	30.884	209.3	26:51.864			
12	1:51.098	42.581	37.300	31.217	205.3	23:33.726										
13	1:51.510	42.734	37.297	31.479	205.3	25:25.236										
14	1:51.251	42.696	37.245	31.310	204.5	27:16.487										
32	Marcos DE DIEGO ESP															
	EFICAR TEAM COMAUTO Toyota GR86															
1	3:07.924	B 1:14.314	1:11.604	42.006		3:07.924	4	1:48.947	41.670	36.585	30.692	210.1	8:35.421			
2	1:49.471	42.203	36.672	30.596	207.3	4:57.395	5	1:49.163	41.866	36.574	30.723	211.8	10:24.584			
3	1:49.079	41.736	36.643	30.700	209.7	6:46.474	6	1:49.381	41.816	36.758	30.807	210.5	12:13.965			
4	1:48.947	41.670	36.585	30.692	210.1	8:35.421	7	1:50.046	42.443	36.711	30.892	209.3	14:04.011			
5	1:49.163	41.866	36.574	30.723	211.8	10:24.584	8	1:49.404	41.872	36.701	30.831	208.9	15:53.415			
6	1:49.381	41.816	36.758	30.807	210.5	12:13.965	9	1:49.884	42.106	36.691	31.087	210.1	17:43.299			
7	1:50.046	42.443	36.711	30.892	209.3	14:04.011	10	1:50.166	42.363	36.819	30.984	208.9	19:33.465			
8	1:49.404	41.872	36.701	30.831	208.9	15:53.415	11	1:50.050	42.198	36.790	31.062	208.1	21:23.515			
9	1:49.884	42.106	36.691	31.087	210.1	17:43.299	12	1:50.760	42.513	36.999	31.248	208.5	23:14.275			
10	1:50.166	42.363	36.819	30.984	208.9	19:33.465	13	1:50.201	42.165	36.902	31.134	207.3	25:04.476			
11	1:50.050	42.198	36.790	31.062	208.1	21:23.515	14	1:50.625	42.381	37.017	31.227	206.9	26:55.101			
12	1:50.760	42.513	36.999	31.248	208.5	23:14.275										
13	1:50.201	42.165	36.902	31.134	207.3	25:04.476										
14	1:50.625	42.381	37.017	31.227	206.9	26:55.101										
52	Alejandro SANCHEZ ESP															
	ESCUELA VASCA DE CONDUCCIÓN Toyota GR86															
1	3:13.893	B 1:21.152	1:12.025	40.716		3:13.893	4	1:52.157	43.182	37.489	31.486	205.7	8:52.337			
2	1:53.464	43.718	37.838	31.908	200.4	5:07.357	5	1:53.002	43.213	37.601	32.188	206.5	10:45.339			
3	1:52.823	43.616	37.506	31.701	203.4	7:00.180	6	1:52.456	43.438	37.418	31.600	205.7	12:37.795			
4	1:52.157	43.182	37.489	31.486	205.7	8:52.337	7	2:09.385	59.930	37.561	31.894	204.5	14:47.180			
5	1:53.002	43.213	37.601	32.188	206.5	10:45.339	8	1:52.767	43.668	37.427	31.672	201.9	16:39.947			
6	1:52.456	43.438	37.418	31.600	205.7	12:37.795	9	1:52.886	43.652	37.477	31.757	203.4	18:32.833			
7	2:09.385	59.930	37.561	31.894	204.5	14:47.180										
8	1:52.767	43.668	37.427	31.672	201.9	16:39.947										
9	1:52.886	43.652	37.477	31.757	203.4	18:32.833										
14	Ignacio RODRIGUEZ ESP															
	AVIASTEC_RACING Toyota GR86															
1	3:12.912	B 1:19.860	1:12.296	40.756		3:12.912										
2	1:51.684	43.495	37.221	30.968	198.5	5:04.596										
3	1:49.754	42.034	36.842	30.878	206.5	6:54.350										



Toyota GR Cup Spain
ROUND 1 - JARAMA
Carrera 1

Sector Analysis

— Invalidated Lap

■ Personal Best

■ Session Best

■ Crossing the pit lane

Lap	Time	Sector 1	Sector 2	Sector 3	T.Sp	Elapsed
10	1:52.715	43.714	37.356	31.645	202.6	20:25.548
11	1:53.395	43.679	37.758	31.958	202.6	22:18.943
12	1:52.744	43.558	37.580	31.606	201.9	24:11.687
13	1:53.151	43.775	37.590	31.786	202.2	26:04.838
14	1:52.929	43.549	37.858	31.522	202.6	27:57.767

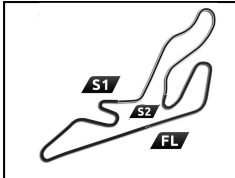
63 Miguel Angel ROMERO ESP						
RX PRORACING Toyota GR86						
Lap	Time	Sector 1	Sector 2	Sector 3	T.Sp	Elapsed
1	3:09.989B	1:17.423	1:11.977	40.589		3:09.989
2	1:50.843	42.730	37.098	31.015	207.7	5:00.832
3	1:49.827	42.121	36.879	30.827	209.3	6:50.659
4	1:49.687	42.026	36.870	30.791	210.9	8:40.346
5	1:49.827	42.072	36.868	30.887	210.9	10:30.173
6	1:50.608	42.469	37.099	31.040	208.9	12:20.781
7	1:50.220	42.174	36.996	31.050	210.1	14:11.001
8	1:50.182	42.152	37.014	31.016	210.5	16:01.183
9	1:50.514	42.626	36.918	30.970	210.1	17:51.697
10	1:50.130	42.230	36.946	30.954	210.1	19:41.827
11	1:50.209	42.331	36.967	30.911	208.5	21:32.036
12	1:50.059	42.240	36.795	31.024	208.5	23:22.095
13	1:50.044	42.207	36.844	30.993	208.9	25:12.139
14	1:51.396	42.545	37.232	31.619	210.5	27:03.535

64 Jesus Luis RECUENCO ESP						
LOVA ME-PRE MOTORSPORT Toyota GR86						
Lap	Time	Sector 1	Sector 2	Sector 3	T.Sp	Elapsed
1	3:12.866B	1:18.842	1:12.186	41.838		3:12.866
2	1:53.681	44.275	37.847	31.559	190.8	5:06.547
3	1:51.820	42.930	37.436	31.454	204.9	6:58.367
4	1:51.947	42.838	37.519	31.590	205.7	8:50.314
5	1:51.551	43.011	37.333	31.207	206.5	10:41.865
6	1:51.730	42.777	37.283	31.670	206.5	12:33.595
7	1:51.434	42.852	37.376	31.206	204.9	14:25.029
8	1:51.571	42.858	37.114	31.599	204.9	16:16.600
9	1:51.813	42.789	37.514	31.510	202.6	18:08.413
10	1:51.675	42.682	37.455	31.538	203.8	20:00.088
11	1:51.361	42.742	37.261	31.358	204.2	21:51.449
12	1:51.493	42.668	37.345	31.480	205.3	23:42.942
13	1:52.290	42.649	37.679	31.962	204.5	25:35.232
14	1:51.995	42.890	37.466	31.639	203.8	27:27.227

70 Santiago CASTILLA ESP						
EFICAR TEAM CASAL Toyota GR86						
Lap	Time	Sector 1	Sector 2	Sector 3	T.Sp	Elapsed
1	3:08.328B	1:15.411	1:11.421	41.496		3:08.328
2	1:50.261	42.368	36.959	30.934	208.1	4:58.589
3	1:49.844	41.987	36.977	30.880	208.9	6:48.433
4	1:50.325	42.348	37.061	30.916	207.3	8:38.758
5	1:50.994	42.150	37.200	31.644	208.5	10:29.752
6	1:50.439	42.472	37.073	30.894	204.2	12:20.191
7	1:50.156	42.479	36.841	30.836	209.3	14:10.347
8	1:50.452	42.325	37.114	31.013	208.1	16:00.799
9	1:50.211	42.298	37.022	30.891	208.1	17:51.010
10	1:51.905	42.409	37.028	32.468	208.9	19:42.915
11	1:50.345	42.283	36.933	31.129	208.5	21:33.260
12	1:50.921	42.513	37.189	31.219	207.3	23:24.181
13	1:50.827	42.670	37.037	31.120	206.5	25:15.008
14	1:50.605	42.328	37.162	31.115	206.5	27:05.613

86 Jesús MORENO ESP								
RX PRORACING Toyota GR86								
Lap	Time	Sector 1	Sector 2	Sector 3	T.Sp	Elapsed		
1	3:14.799B	1:22.121	1:12.361	40.317		3:14.799		
2	1:53.119	43.622	37.716	31.781	194.9	5:07.918		
3	1:52.552	43.360	37.586	31.606	206.1	7:00.470		
4	1:52.557	43.294	37.527	31.736	207.3	8:53.027		
5	1:52.557	43.351	37.535	31.671	207.7	10:45.584		
6	1:52.749	43.831	37.408	31.510	208.1	12:38.333		
7	1:52.472	43.107	37.555	31.810	208.1	14:30.805		
8	1:52.645	43.370	37.438	31.837	202.2	16:23.450		
9	1:52.365	43.291	37.477	31.597	201.5	18:15.815		
10	1:52.573	43.387	37.414	31.772	202.2	20:08.388		
11	1:52.545	43.329	37.592	31.624	199.3	22:00.933		
12	1:52.925	43.607	37.675	31.643	197.4	23:53.858		
13	1:53.156	43.536	37.718	31.902	200.7	25:47.014		
14	1:53.130	43.664	37.878	31.588	201.1	27:40.144		






95 Marco AGUILERA ESP								
EFICAR TEAM NIMO Toyota GR86								
Lap	Time	Sector 1	Sector 2	Sector 3	T.Sp	Elapsed		
1	3:06.317B	1:12.715	1:11.710	41.892		3:06.317		
2	1:49.281	42.253	36.461	30.567	206.1	4:55.598		
3	1:48.640	41.884	36.338	30.418	208.1	6:44.238		
4	1:49.149	42.116	36.456	30.577	206.1	8:33.387		
5	1:49.389	42.174	36.548	30.667	208.9	10:22.776		
6	1:49.815	42.488	36.620	30.707	209.7	12:12.591		
7	1:49.259	42.033	36.555	30.671	204.5	14:01.850		
8	1:49.537	42.119	36.685	30.733	204.5	15:51.387		
9	1:49.484	42.130	36.609	30.745	203.8	17:40.871		
10	1:49.707	42.188	36.763	30.756	203.8	19:30.578		
11	1:49.736	42.183	36.763	30.790	204.2	21:20.314		
12	1:49.791	42.236	36.757	30.798	203.8	23:10.105		
13	1:50.054	42.304	36.757	30.993	203.8	25:00.159		
14	1:50.181	42.386	36.854	30.941	204.2	26:50.340		

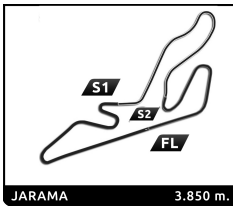


JARAMA 3.850 m.

Toyota GR Cup Spain
ROUND 1 - JARAMA
Carrera 1

Flag Analysis

Flag	Time
	GREEN FLAG 15:24:06.336
	SAFETY CAR 15:24:06.392
	SAFETY CAR 15:24:10.616
	GREEN FLAG 15:27:06.784
	CHEQUERED FLAG 15:50:56.676





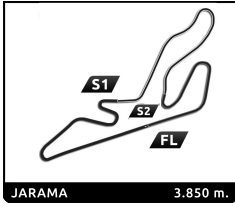
Toyota GR Cup Spain
ROUND 1 - JARAMA
Carrera 1

Provisional Race Director Report

Hour	Flag	Message
15:00:05		PIT LANE ABIERTO
15:05:02		5 MINUTOS - PIT LANE CERRADO
15:07:00		3 MINUTOS
15:09:00		1 MINUTO
15:09:45		15 SEGUNDOS
15:10:07		VUELTA DE FORMACION
15:13:38		SALIDA RETRASADA
15:15:20	RF	RED FLAG
15:15:35		TODOS LOS COCHES A PIT LANE
15:16:47		TODOS LOS COCHES A PIT LANE - VIA RAPIDA DEL PIT LANE
15:21:49	FY	SALIDA CON SAFETY CAR
15:22:17		5 MINUTOS
15:22:33		SALIDA CON SAFETY CAR
15:22:44		3 MINUTOS
15:23:08		1 MINUTO
15:23:45		15 SEGUNDOS
15:24:05		SALIDA
15:24:10	SF	SAFETY CAR
15:25:11		SAFETY CAR EN ESTA VUELTA
15:27:06	GF	GREEN FLAG
15:51:02		BANDERA A CUADROS
15:52:19		E4 - PIT LANE WILL BE OPEN AT 16:00 TBC

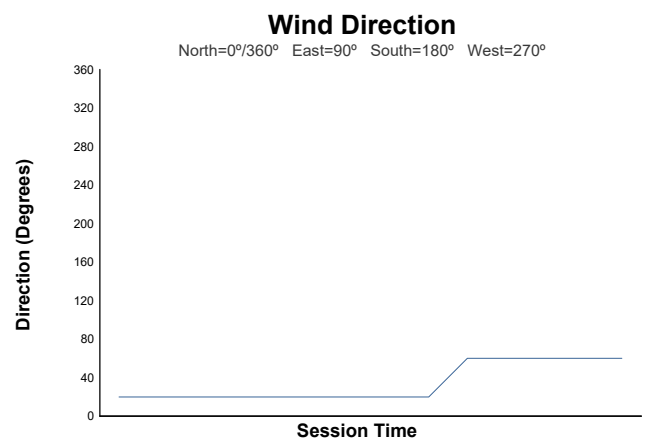
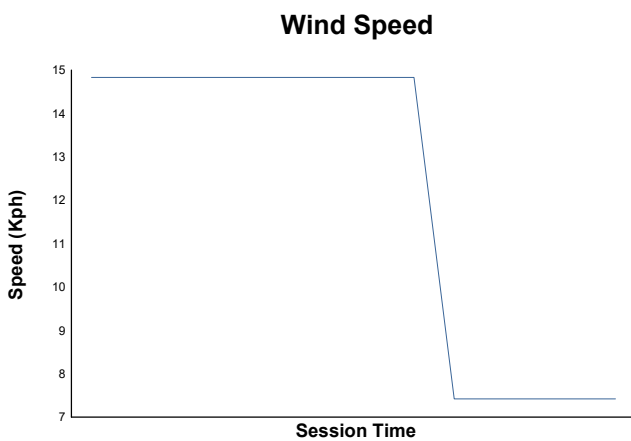
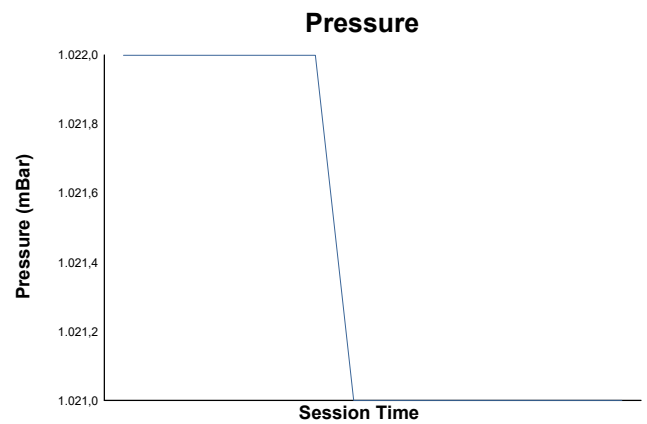
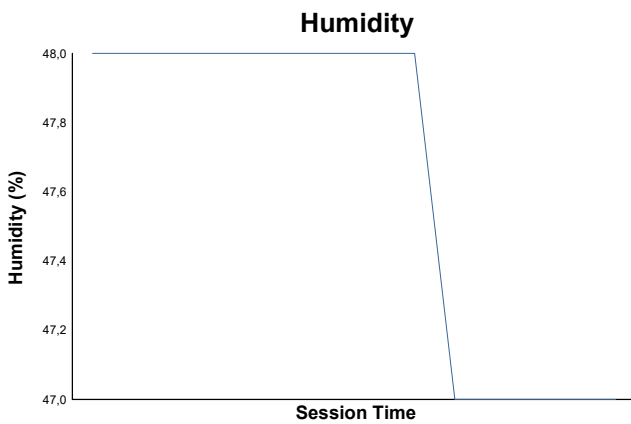
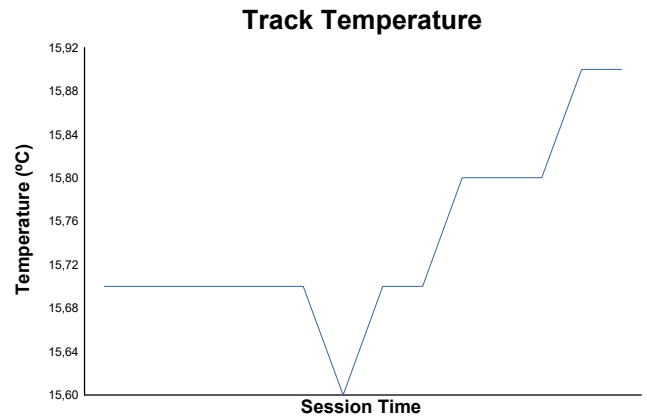
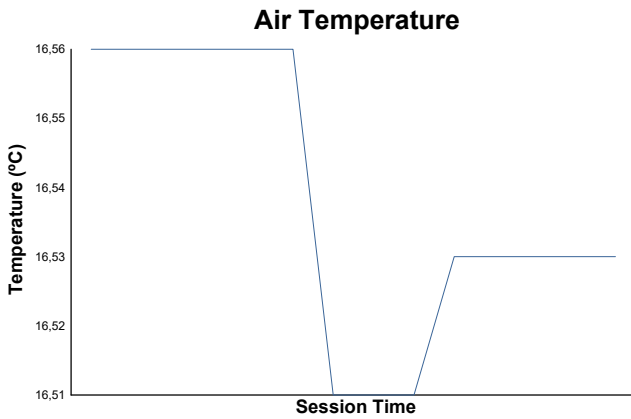
Published at:

<p>Race Director: David RODRIGUEZ</p> 	<p>Timekeeper: Alberto ESTEBANEZ</p> 
---	--

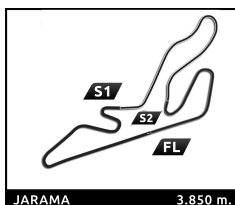


ROUND 1 - JARAMA
Toyota GR Cup Spain
Carrera 1

Weather Report



Track Status: **DRY**



Toyota GR Cup Spain
ROUND 1 - JARAMA
Entrenamientos Clasificatorios 2

Final Classification

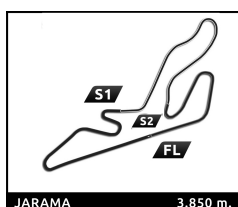
No	Driver	Nat	Team	Car	Cl.	Time	Lap Total	Gap	Kph
1	13 Joan VINYES D	AND	EFICAR TEAM	Toyota GR86	GR	1:48.211	4 5	-	- 128.1
2	95 Marco AGUILERA	ESP	EFICAR TEAM NIMO	Toyota GR86	GR	1:48.528	5 6	+0.317	+0.317 127.7
3	2 Sandro PEREZ	ESP	RX PRORACING	Toyota GR86	GR	1:48.562	4 5	+0.351	+0.034 127.7
4	63 Miguel Angel ROMERO	ESP	RX PRORACING	Toyota GR86	GR	1:48.765	4 5	+0.554	+0.203 127.4
5	70 Santiago CASTILLA	ESP	EFICAR TEAM CASAL	Toyota GR86	GR	1:48.956	4 4	+0.745	+0.191 127.2
6	14 Ignacio RODRIGUEZ	ESP	AVIASTEC_RACING	Toyota GR86	GR	1:49.721	4 6	+1.510	+0.765 126.3
7	64 Jesus Luis RECUENCO	ESP	LOVA ME-PRE MOTORSPORT	Toyota GR86	GR	1:50.858	4 5	+2.647	+1.137 125.0
8	8 Joan VINYES R	AND	EFICAR TEAM	Toyota GR86	GR	1:50.889	4 5	+2.678	+0.031 125.0
9	86 Jesús MORENO	ESP	RX PRORACING	Toyota GR86	GR	1:51.051	3 4	+2.840	+0.162 124.8
10	96 Luis ALVAREZ	ESP	LOVA ME-PRE MOTORSPORT	Toyota GR86	GR	1:53.396	3 4	+5.185	+2.345 122.2
11	23 Antonio ALBACETE	ESP	LOVA ME-PRE MOTORSPORT	Toyota GR86	GR	1:53.424	2 4	+5.213	+0.028 122.2
12	52 Alejandro SANCHEZ	ESP	ESCUELA VASCA DE CONDUCCIÓN	Toyota GR86	GR	1:53.434	4 5	+5.223	+0.010 122.2
13	32 Marcos DE DIEGO	ESP	EFICAR TEAM COMAUTO	Toyota GR86	GR		4		

Fastest Lap: Lap 4 | Joan VINYES D | 1:48.211 | 128.1 Kph

Published at:

Track Status: **DRY**

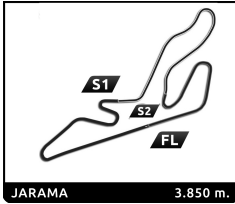
	<p>Timekeeper: Alberto ESTÉBANEZ</p> 
--	---



Toyota GR Cup Spain ROUND 1 - JARAMA Entrenamientos Clasificatorios 2

Best Top Speed

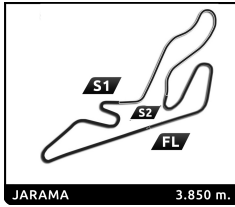
No Driver	Team	Class	Top 1		Top 2		Top 3		Top 4		Top 5		Avg	
			Kph	Lap	Kph	Lap	Kph	Lap	Kph	Lap	Kph	Lap		
64	Jesus Luis RECUENCO	LOVA ME-PRE MOTORSPORT	GR	207.3	4	205.7	5	204.9	3	187.5	2	71.0	1	175,3
63	Miguel Angel ROMERO	RX PRORACING	GR	206.9	4	205.7	3	184.0	2	171.2	5	89.0	1	171,4
2	Sandro PEREZ	RX PRORACING	GR	205.7	5	204.5	4	204.2	3	201.9	2	91.6	1	181,6
8	Joan VINYES R	EFICAR TEAM	GR	205.3	5	204.2	4	203.4	3	153.4	2	73.8	1	168,0
13	Joan VINYES D	EFICAR TEAM	GR	205.3	4	205.3	5	203.0	3	182.4	2	85.6	1	176,3
23	Antonio ALBACETE	LOVA ME-PRE MOTORSPORT	GR	205.3	3	183.4	2	98.3	4	86.3	1			143,3
52	Alejandro SANCHEZ	ESCUELA VASCA DE CONDUCCIÓN	GR	205.3	5	203.8	4	191.2	3	151.0	2	82.3	1	166,7
32	Marcos DE DIEGO	EFICAR TEAM COMAUTO	GR	204.5	4	145.4	2	90.5	3	71.8	1			128,1
70	Santiago CASTILLA	EFICAR TEAM CASAL	GR	204.5	4	170.9	3	163.4	2	68.3	1			151,8
14	Ignacio RODRIGUEZ	AVIASTEC_RACING	GR	204.2	5	203.4	4	170.1	2	165.4	3	123.3	6	173,3
95	Marco AGUILERA	EFICAR TEAM NIMO	GR	203.4	4	203.4	5	200.7	6	166.7	3	139.2	2	182,7
86	Jesús MORENO	RX PRORACING	GR	203.0	3	199.6	2	181.8	4	90.2	1			168,7
96	Luis ALVAREZ	LOVA ME-PRE MOTORSPORT	GR	196.4	4	195.3	3	101.6	1	96.0	2			147,3



Toyota GR Cup Spain
ROUND 1 - JARAMA
Entrenamientos Clasificatorios 2

Best Sector Times

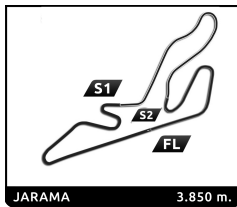
Pos	Sector 1		Sector 2		Sector 3		Pos	No Driver	Ideal Lap	Best Lap	
	No Driver	Time	No Driver	Time	No Driver	Time					
1	70 S.CASTILLA	41.634	13 J.VINYES D	36.145	13 J.VINYES D	30.379	1	13 J.VINYES D	1:48.211	1:48.211	(1)
2	2 S.PEREZ	41.647	95 M.AGUILERA	36.224	95 M.AGUILERA	30.386	2	95 M.AGUILERA	1:48.409	1:48.528	(2)
3	13 J.VINYES D	41.687	70 S.CASTILLA	36.380	2 S.PEREZ	30.425	3	2 S.PEREZ	1:48.490	1:48.562	(3)
4	95 M.AGUILERA	41.799	63 M.ROMERO	36.390	63 M.ROMERO	30.539	4	70 S.CASTILLA	1:48.606	1:48.956	(5)
5	63 M.ROMERO	41.836	2 S.PEREZ	36.418	70 S.CASTILLA	30.592	5	63 M.ROMERO	1:48.765	1:48.765	(4)
6	14 I.RODRIGUEZ	41.918	14 I.RODRIGUEZ	36.616	14 I.RODRIGUEZ	30.915	6	14 I.RODRIGUEZ	1:49.449	1:49.721	(6)
7	32 M.DE DIEGO	42.166	8 J.VINYES R	36.941	64 J.RECUENCO	31.039	7	64 J.RECUENCO	1:50.280	1:50.858	(7)
8	64 J.RECUENCO	42.269	64 J.RECUENCO	36.972	86 J.MORENO	31.143	8	8 J.VINYES R	1:50.704	1:50.889	(8)
9	8 J.VINYES R	42.578	86 J.MORENO	36.986	32 M.DE DIEGO	31.150	9	86 J.MORENO	1:51.051	1:51.051	(9)
10	86 J.MORENO	42.922	23 A.ALBACETE	37.069	8 J.VINYES R	31.185	10	32 M.DE DIEGO	1:51.075		
11	96 L.ALVAREZ	43.287	52 A.SANCHEZ	37.132	23 A.ALBACETE	31.281	11	52 A.SANCHEZ	1:52.991	1:53.434	(12)
12	52 A.SANCHEZ	43.881	32 M.DE DIEGO	37.759	96 L.ALVAREZ	31.634	12	96 L.ALVAREZ	1:53.396	1:53.396	(10)
13	23 A.ALBACETE	45.074	96 L.ALVAREZ	38.475	52 A.SANCHEZ	31.978	13	23 A.ALBACETE	1:53.424	1:53.424	(11)



Toyota GR Cup Spain
ROUND 1 - JARAMA
Entrenamientos Clasificatorios 2

Fastest Lap Sequence

Elapsed	No Driver	Team	Car	Class	Time	Kph	Lap
4:31.931	95 Marco AGUILERA	EFICAR TEAM NIMO	Toyota GR86	GR	2:03.068	112.6	2
4:40.458	14 Ignacio RODRIGUEZ	AVIASTEC_RACING	Toyota GR86	GR	1:59.515	116.0	2
4:43.569	70 Santiago CASTILLA	EFICAR TEAM CASAL	Toyota GR86	GR	1:58.552	116.9	2
4:53.938	64 Jesus Luis RECUENCO	LOVA ME-PRE MOTORSPORT	Toyota GR86	GR	1:56.664	118.8	2
5:07.117	63 Miguel Angel ROMERO	RX PRORACING	Toyota GR86	GR	1:56.531	118.9	2
5:22.018	23 Antonio ALBACETE	LOVA ME-PRE MOTORSPORT	Toyota GR86	GR	1:53.424	122.2	2
5:40.265	2 Sandro PEREZ	RX PRORACING	Toyota GR86	GR	1:50.425	125.5	2
6:57.032	63 Miguel Angel ROMERO	RX PRORACING	Toyota GR86	GR	1:49.915	126.1	3
7:28.916	2 Sandro PEREZ	RX PRORACING	Toyota GR86	GR	1:48.651	127.6	3
8:16.764	95 Marco AGUILERA	EFICAR TEAM NIMO	Toyota GR86	GR	1:48.570	127.7	4
9:17.478	2 Sandro PEREZ	RX PRORACING	Toyota GR86	GR	1:48.562	127.7	4
9:32.189	13 Joan VINYES D	EFICAR TEAM	Toyota GR86	GR	1:48.211	128.1	4

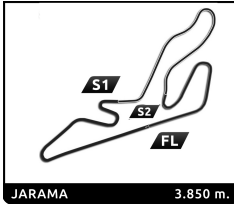


Toyota GR Cup Spain
ROUND 1 - JARAMA
Entrenamientos Clasificatorios 2

Sector Analysis





— Invalidated Lap ■ Personal Best ■ Session Best B Crossing the pit lane

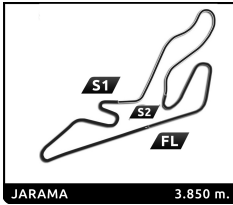
Lap	Time	Sector 1	Sector 2	Sector 3	T.Sp	Elapsed	Lap	Time	Sector 1	Sector 2	Sector 3	T.Sp	Elapsed	
2	Sandro PEREZ ESP RX PRORACING Toyota GR86							63	Miguel Angel ROMERO ESP RX PRORACING Toyota GR86					
1	3:49.840	2:34.372	42.926	32.542	91.6	3:49.840	1	3:10.586	1:56.597	40.875	33.114	89.0	3:10.586	
2	1:50.425	42.897	36.794	30.734	201.9	5:40.265	2	1:56.531	44.231	40.374	31.926	184.0	5:07.117	
3	1:48.651	41.785	36.418	30.448	204.2	7:28.916	3	1:49.915	42.263	36.732	30.920	205.7	6:57.032	
4	1:48.562	41.647	36.490	30.425	204.5	9:17.478	4	1:48.765	41.836	36.390	30.539	206.9	8:45.797	
5	2:24.554 B	47.065	48.333	49.156	205.7	11:42.032	5	2:14.675 B	44.902	41.519	48.254	171.2	11:00.472	
8	Joan VINYES R AND EFICAR TEAM Toyota GR86							64	Jesus Luis RECUENCO ESP LOVA ME-PRE MOTORSPORT Toyota GR86					
1	2:41.531	1:23.141	42.974	35.416	73.8	2:41.531	1	2:57.274	1:34.753	46.631	35.890	71.0	2:57.274	
2	2:18.463	57.889	48.850	31.724	153.4	4:59.994	2	1:56.664	44.985	39.920	31.759	187.5	4:53.938	
3	1:51.854	43.490	36.941	31.423	203.4	6:51.848	3	1:51.150	42.789	37.322	31.039	204.9	6:45.088	
4	1:50.889	42.747	36.957	31.185	204.2	8:42.737	4	1:50.858	42.410	36.972	31.476	207.3	8:35.946	
5	2:14.576 B	42.578	39.280	52.718	205.3	10:57.313	5	2:17.592 B	42.269	38.590	56.733	205.7	10:53.538	
13	Joan VINYES D AND EFICAR TEAM Toyota GR86							70	Santiago CASTILLA ESP EFICAR TEAM CASAL Toyota GR86					
1	4:00.076	2:45.385	42.247	32.444	85.6	4:00.076	1	2:45.017	1:26.437	43.956	34.624	68.3	2:45.017	
2	1:54.872	44.239	37.061	33.572	182.4	5:54.948	2	1:58.552	46.305	40.174	32.073	163.4	4:43.569	
3	1:49.030	42.379	36.241	30.410	203.0	7:43.978	3	1:57.841	44.414	42.616	30.811	170.9	6:41.410	
4	1:48.211	41.687	36.145	30.379	205.3	9:32.189	4	1:48.956	41.984	36.380	30.592	204.5	8:30.366	
5	2:36.250 B	48.021	53.889	54.340	205.3	12:08.439								
14	Ignacio RODRIGUEZ ESP AVIASTEC_RACING Toyota GR86							86	Jesús MORENO ESP RX PRORACING Toyota GR86					
1	2:40.943	1:24.653	42.622	33.668	70.7	2:40.943	1	4:18.910	2:59.481	46.328	33.101	90.2	4:18.910	
2	1:59.515	47.449	39.323	32.743	170.1	4:40.458	2	1:53.168	44.031	37.642	31.495	199.6	6:12.078	
3	1:54.281	45.438	37.693	31.150	165.4	6:34.739	3	1:51.051	42.922	36.986	31.143	203.0	8:03.129	
4	1:49.721	42.127	36.679	30.915	203.4	8:24.460	4	2:05.025 B	43.931	39.842	41.252	181.8	10:08.154	
5	1:49.350	41.918	36.616	30.816	204.2	10:13.810								
6	2:57.676 B	1:00.953	53.515	1:03.208	123.3	13:11.486								
23	Antonio ALBACETE ESP LOVA ME-PRE MOTORSPORT Toyota GR86							95	Marco AGUILERA ESP EFICAR TEAM NIMO Toyota GR86					
1	3:28.594	2:13.892	42.207	32.495	86.3	3:28.594	1	2:28.863	1:05.769	46.160	36.934	87.1	2:28.863	
2	1:53.424	45.074	37.069	31.281	183.4	5:22.018	2	2:03.068	49.491	40.278	33.299	139.2	4:31.931	
3	2:24.676 B	1:04.296	39.683	40.697	205.3	7:46.694	3	1:56.263	45.682	39.554	31.027	166.7	6:28.194	
4	5:04.627 B	3:06.635	54.076	1:03.916	98.3	12:51.321	4	1:48.570	41.947	36.237	30.386	203.4	8:16.764	
							5	1:48.528	41.799	36.224	30.505	203.4	10:05.292	
							6	2:48.215 B	49.069	55.607	1:03.539	200.7	12:53.507	
32	Marcos DE DIEGO ESP EFICAR TEAM COMAUTO Toyota GR86							96	Luis ALVAREZ ESP LOVA ME-PRE MOTORSPORT Toyota GR86					
1	2:46.074	1:22.715	46.865	36.494	71.8	2:46.074	1	2:17.148 B	59.220	39.874	38.054	101.6	2:17.148	
2	2:10.213 B	48.813	39.962	41.438	145.4	4:56.287	2	5:56.763	4:44.824	39.493	32.446	96.0	8:13.911	
3	4:07.990	2:59.081	37.759	31.150	90.5	9:04.277	3	1:53.396	43.287	38.475	31.634	195.3	10:07.307	
4	2:07.569 B	42.166	36.985	48.418	204.5	11:11.846	4	2:47.919 B	47.970	55.602	1:04.347	196.4	12:55.226	
52	Alejandro SANCHEZ ESP ESCUELA VASCA DE CONDUCCIÓN Toyota GR86													
1	2:46.618	1:24.067	47.086	35.465	82.3	2:46.618								
2	2:02.017	48.934	39.899	33.184	151.0	4:48.635								
3	1:55.422	44.419	38.587	32.416	191.2	6:44.057								
4	1:53.434	44.324	37.132	31.978	203.8	8:37.491								
5	2:18.029 B	43.881	39.120	55.028	205.3	10:55.520								



Toyota GR Cup Spain
ROUND 1 - JARAMA
Entrenamientos Clasificatorios 2

Flag Analysis



Flag	Time
 GREEN FLAG	11:00:00.000
 YELLOW FLAG AT SECTOR 2	11:10:02.001
 RED FLAG	11:10:09.735
 RED FLAG	11:10:10.828

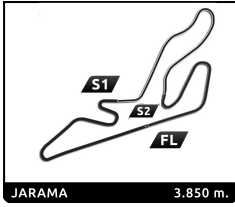


Toyota GR Cup Spain
ROUND 1 - JARAMA
Entrenamientos Clasificatorios 2
Provisional Race Director Report

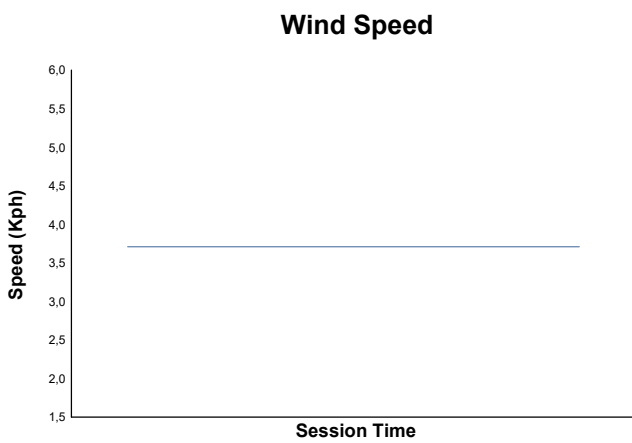
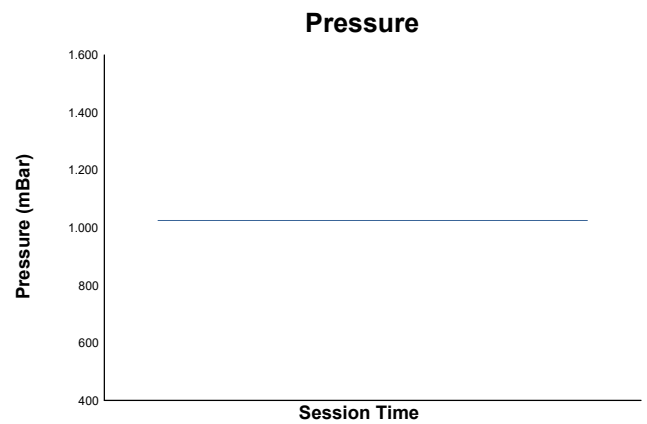
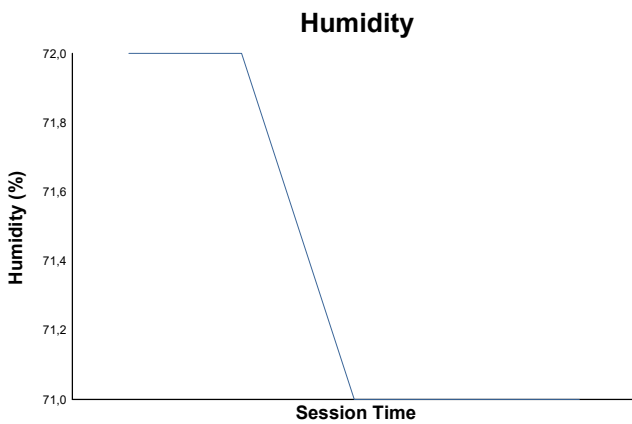
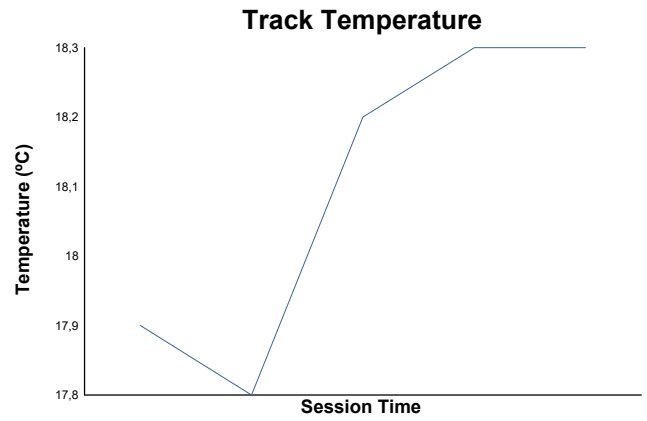
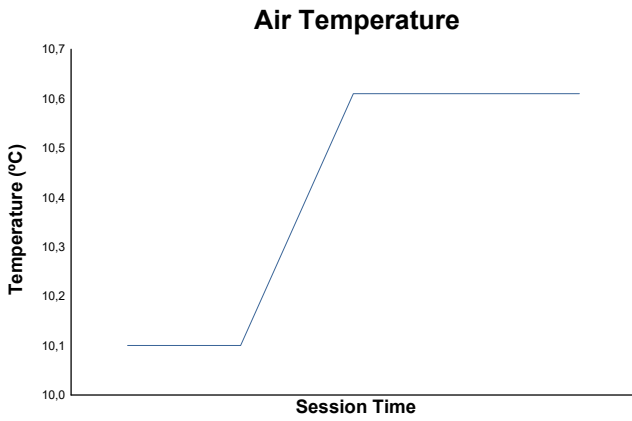
Hour	Flag	Message
11:00:00		PIT LANE ABIERTO
11:01:03		INCIDENTE EN PIT LANE BAJO INVESTIGACION - VIA RAPIDA CON SEMAFORO ROJO COCHES #95 #96
11:03:18		INCIDENTE EN PIT LANE SE INVESTIGARA DESPUES DE LA SESION
11:10:02	YF	YELLOW FLAG AT TURN 8
11:10:09	RF	RED FLAG
11:10:10	RF	RED FLAG
11:11:05		COCHE #70 PARADO EN CURVA 8
11:26:50		SESION NO SE VA A REANUDAR

Published at:

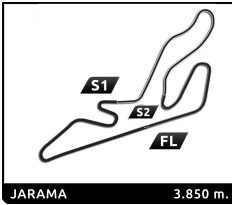
<p>Race Director: David RODRIGUEZ</p> 	<p>Timekeeper: Alberto ESTEBANEZ</p> 
---	--



ROUND 1 - JARAMA
 Toyota GR Cup Spain
 Entrenamientos Clasificatorios 2
 Weather Report



Track Status: **DRY**



Toyota GR Cup Spain

ROUND 1 - JARAMA

Entrenamientos Clasificatorios 2

Provisional Classification by 2nd Fastest Lap

No	Driver	Team	Car	Class	Time	Gap	
1	95 Marco AGUILERA	EFICAR TEAM NIMO	Toyota GR86	GR	1:48.570	-	-
2	2 Sandro PEREZ	RX PRORACING	Toyota GR86	GR	1:48.651	+0.081	+0.081
3	13 Joan VINYES D	EFICAR TEAM	Toyota GR86	GR	1:49.030	+0.460	+0.379
4	63 Miguel Angel ROMERO	RX PRORACING	Toyota GR86	GR	1:49.915	+1.345	+0.885
5	64 Jesus Luis RECUENCO	LOVA ME-PRE MOTORSPORT	Toyota GR86	GR	1:51.150	+2.580	+1.235
6	8 Joan VINYES R	EFICAR TEAM	Toyota GR86	GR	1:51.854	+3.284	+0.704
7	86 Jesús MORENO	RX PRORACING	Toyota GR86	GR	1:53.168	+4.598	+1.314
8	14 Ignacio RODRIGUEZ	AVIASTEC_RACING	Toyota GR86	GR	1:54.281	+5.711	+1.113
9	52 Alejandro SANCHEZ	ESCUELA VASCA DE CONDUCCIÓN	Toyota GR86	GR	1:55.422	+6.852	+1.141
10	70 Santiago CASTILLA	EFICAR TEAM CASAL	Toyota GR86	GR	1:57.841	+9.271	+2.419
11	23 Antonio ALBACETE	LOVA ME-PRE MOTORSPORT	Toyota GR86	GR			
12	32 Marcos DE DIEGO	EFICAR TEAM COMAUTO	Toyota GR86	GR			
13	96 Luis ALVAREZ	LOVA ME-PRE MOTORSPORT	Toyota GR86	GR			

Fastest Lap: Lap 4 | Joan VINYES D | 1:48.211 | 128.1 Kph

Published at:

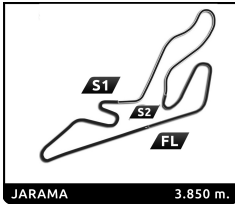
Track Status: **DRY**

Race Director:
David RODRIGUEZ



Timekeeper:
Alberto ESTÉBANEZ





Toyota GR Cup Spain
ROUND 1 - JARAMA
Carrera 2 (25 Minutes +1 Lap)

Final Starting Grid

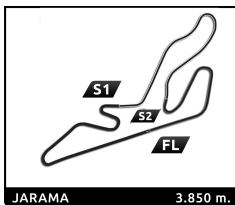
1:53.434 Alejandro SANCHEZ	ESCUELA VASCA DE CONDUCCIÓN	52	- 6 -	32	EFICAR TEAM COMAUTO	Marcos DE DIEGO
1:53.396 Luis ALVAREZ	LOVA ME-PRE MOTORSPORT	96	- 5 -	23	LOVA ME-PRE MOTORSPORT	1:53.424 Antonio ALBACETE
1:50.889 Joan VINYES R	EFICAR TEAM	8	- 4 -	86	RX PRORACING	1:51.051 Jesús MORENO
1:49.721 Ignacio RODRIGUEZ	AVIASTEC RACING	14	- 3 -	64	LOVA ME-PRE MOTORSPORT	1:50.858 Jesus Luis RECUENCO
1:48.562 Sandro PEREZ	RX PRORACING	2	- 2 -	63	RX PRORACING	1:48.765 Miguel Angel ROMERO
1:48.211 Joan VINYES D	EFICAR TEAM	13	- 1 -	95	EFICAR TEAM NIMO	1:48.528 Marco AGUILERA



Pole

Published at:

	<p>Timekeeper: Alberto ESTÉBANEZ</p> 
--	---



Toyota GR Cup Spain
ROUND 1 - JARAMA
Carrera 2 (25 Minutes +1 Lap)

Final Classification

No	Driver	Nat	Team	Car	Cl.	Laps	Total Time	Gap	Kph	Best Lap		
										Lap	Time	Kph
1	2 Sandro PEREZ	ESP	RX PRORACING	Toyota GR86	GR	15	27:24.411	-	126.4	2	1:48.784	127.4
2	63 Miguel Angel ROMERO	ESP	RX PRORACING	Toyota GR86	GR	15	27:24.570	+0.159	126.4	3	1:48.889	127.3
3	32 Marcos DE DIEGO	ESP	EFICAR TEAM COMAUTO	Toyota GR86	GR	15	27:30.488	+6.077	126.0	5	1:48.978	127.2
4	23 Antonio ALBACETE	ESP	LOVA ME-PRE MOTORSPORT	Toyota GR86	GR	15	27:30.968	+6.557	125.9	3	1:49.041	127.1
5	95 Marco AGUILERA	ESP	EFICAR TEAM NIMO	Toyota GR86	GR	15	27:36.400	+11.989	125.5	2	1:48.817	127.4
6	8 Joan VINYES R	AND	EFICAR TEAM	Toyota GR86	GR	15	27:49.079	+24.668	124.6	2	1:50.592	125.3
7	52 Alejandro SANCHEZ	ESP	ESCUELA VASCA DE CONDUCCIÓN	Toyota GR86	GR	15	28:03.602	+39.191	123.5	3	1:50.525	125.4
8	86 Jesús MORENO	ESP	RX PRORACING	Toyota GR86	GR	15	28:15.048	+50.637	122.7	11	1:51.581	124.2
9	64 Jesus Luis RECUENCO	ESP	LOVA ME-PRE MOTORSPORT	Toyota GR86	GR	15	28:32.364	+1:07.953	121.4	4	1:51.089	124.8
10	96 Luis ALVAREZ	ESP	LOVA ME-PRE MOTORSPORT	Toyota GR86	GR	13	25:15.792	2 Laps	118.9	3	1:52.031	123.7
Not classified												
13	Joan VINYES D	AND	EFICAR TEAM	Toyota GR86	GR	10	18:54.259			3	1:49.191	126.9
14	Ignacio RODRIGUEZ	ESP	AVIASTEC_RACING	Toyota GR86	GR	1	1:53.220					

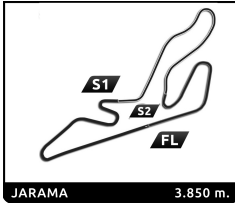
Pole Position:	Joan VINYES D	1:48.211	128.1 Kph
Fastest Lap:	Lap2 Sandro PEREZ	1:48.784	127.4 Kph

COCHE #95 - PENALIZACION DE 5 SEGUNDOS - DECISION DE LOS COMISARIOS DEPORTIVOS N°6

Published at:

Track Status: **DRY**

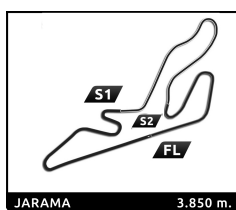
	Timekeeper: Alberto ESTÉBANEZ 
--	--



Toyota GR Cup Spain
ROUND 1 - JARAMA
Carrera 2

Best Sector Times

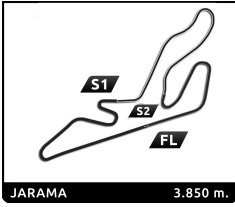
Sector 1			Sector 2			Sector 3			Ideal Lap	Best Lap
Pos	No Driver	Time	No Driver	Time	No Driver	Time	Pos	No Driver		
1	32 M.DE DIEGO	41.757	95 M.AGUILERA	36.375	95 M.AGUILERA	30.466	1	95 M.AGUILERA	1:48.599	1:48.817 (2)
2	95 M.AGUILERA	41.758	13 J.VINYES D	36.390	32 M.DE DIEGO	30.490	2	2 S.PEREZ	1:48.717	1:48.784 (1)
3	63 M.ROMERO	41.772	2 S.PEREZ	36.410	2 S.PEREZ	30.505	3	32 M.DE DIEGO	1:48.803	1:48.978 (4)
4	2 S.PEREZ	41.802	63 M.ROMERO	36.431	13 J.VINYES D	30.563	4	63 M.ROMERO	1:48.820	1:48.889 (3)
5	23 A.ALBACETE	41.818	23 A.ALBACETE	36.458	23 A.ALBACETE	30.591	5	23 A.ALBACETE	1:48.867	1:49.041 (5)
6	13 J.VINYES D	41.999	32 M.DE DIEGO	36.556	63 M.ROMERO	30.617	6	13 J.VINYES D	1:48.952	1:49.191 (6)
7	8 J.VINYES R	42.415	14 I.RODRIGUEZ	36.785	14 I.RODRIGUEZ	30.970	7	8 J.VINYES R	1:50.445	1:50.592 (8)
8	52 A.SANCHEZ	42.459	52 A.SANCHEZ	36.878	8 J.VINYES R	31.061	8	52 A.SANCHEZ	1:50.478	1:50.525 (7)
9	64 J.RECUENCO	42.613	8 J.VINYES R	36.969	64 J.RECUENCO	31.104	9	64 J.RECUENCO	1:50.844	1:51.089 (9)
10	96 L.ALVAREZ	42.779	64 J.RECUENCO	37.127	52 A.SANCHEZ	31.141	10	86 J.MORENO	1:51.364	1:51.581 (10)
11	86 J.MORENO	42.830	86 J.MORENO	37.255	86 J.MORENO	31.279	11	96 L.ALVAREZ	1:51.882	1:52.031 (11)



Toyota GR Cup Spain
ROUND 1 - JARAMA
Carrera 2

Best Top Speed

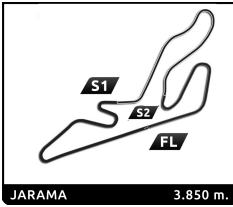
No Driver	Team	Class	Top 1		Top 2		Top 3		Top 4		Top 5		Avg
			Kph	Lap	Kph	Lap	Kph	Lap	Kph	Lap	Kph	Lap	
63 Miguel Angel ROMERO	RX PRORACING	GR	212.6	10	210.1	9	209.7	15	209.7	8	209.3	7	210,3
23 Antonio ALBACETE	LOVA ME-PRE MOTORSPORT	GR	210.9	14	209.7	12	209.7	6	209.3	13	208.9	15	209,7
32 Marcos DE DIEGO	EFICAR TEAM COMAUTO	GR	210.5	7	210.1	10	209.3	9	208.9	8	208.9	5	209,5
95 Marco AGUILERA	EFICAR TEAM NIMO	GR	209.3	10	208.5	13	207.7	8	207.3	14	207.3	12	208,0
2 Sandro PEREZ	RX PRORACING	GR	208.1	4	208.1	3	207.7	8	206.9	7	206.9	6	207,5
8 Joan VINYES R	EFICAR TEAM	GR	207.7	3	206.1	2	205.7	4	204.5	11	204.2	12	205,6
64 Jesus Luis RECUENCO	LOVA ME-PRE MOTORSPORT	GR	207.7	3	206.1	6	205.7	2	204.9	4	204.2	5	205,7
86 Jesús MORENO	RX PRORACING	GR	207.7	4	206.9	2	206.1	3	205.3	5	203.0	8	205,8
13 Joan VINYES D	EFICAR TEAM	GR	204.5	10	203.8	9	203.8	7	203.4	8	203.0	4	203,7
52 Alejandro SANCHEZ	ESCUELA VASCA DE CONDUCCIÓN	GR	204.5	2	204.2	4	204.2	3	203.8	10	203.8	5	204,1
96 Luis ALVAREZ	LOVA ME-PRE MOTORSPORT	GR	201.1	3	198.9	4	197.4	5	197.1	2	194.9	6	197,9
14 Ignacio RODRIGUEZ	AVIASTEC_RACING	GR											



Toyota GR Cup Spain
ROUND 1 - JARAMA
Carrera 2

Lap Chart

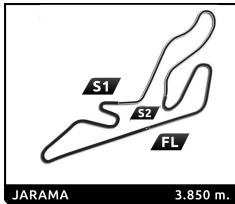
No	Pos	Grid	Lap														
			1	2	3	4	5	6	7	8	9	10	11	12	13	14	15
13	1	13	13	13	13	13	13	13	13	13	13	13	13	13	13	13	13
95	2	95	95	95	95	95	2	2	2	2	2	2	63	63	63	63	63
2	3	2	2	2	2	2	95	95	95	95	95	95	32	32	32	32	32
63	4	63	63	63	63	63	63	63	63	63	63	63	32	23	23	23	23
14	5	14	14	23	23	23	23	23	23	23	23	23	23	95	95	95	95
64	6	64	23	32	32	32	32	32	32	32	32	32	8	8	8	8	8
8	7	8	32	8	8	8	8	8	8	8	8	8	52	52	52	52	52
86	8	86	8	52	52	52	52	52	52	52	52	52	86	86	86	86	86
96	9	96	96	96	96	64	64	96	96	86	86	13	64	64	64	64	64
23	10	23	52	64	64	96	96	86	86	96	96	64	96	96	96		
52	11	52	64	86	86	86	64	64	64	64	96						
32	12	32	86														



Toyota GR Cup Spain
ROUND 1 - JARAMA
Carrera 2

Fastest Lap Sequence

Elapsed	No Driver	Team	Car	Class	Time	Kph	Lap
3:39.097	13 Joan VINYES D	EFICAR TEAM	Toyota GR86	GR	1:49.278	126.8	2
3:39.606	95 Marco AGUILERA	EFICAR TEAM NIMO	Toyota GR86	GR	1:48.817	127.4	2
3:40.201	2 Sandro PEREZ	RX PRORACING	Toyota GR86	GR	1:48.784	127.4	2

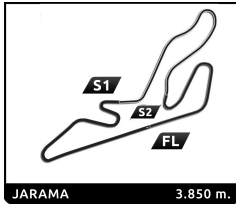


Toyota GR Cup Spain
ROUND 1 - JARAMA
Carrera 2

Analysis by lap

Lapped ■

No	Lap Time	Gap	No	Lap Time	Gap	No	Lap Time	Gap	No	Lap Time	Gap	No	Lap Time	Gap
Lap 1														
13	1:49.819	0.000	2	1:49.662	1.123	32	1:50.045	6.122						
95	1:50.789	0.970	95	1:50.252	1.448	8	1:51.151	17.388						
2	1:51.417	1.598	63	1:49.106	2.122	52	1:52.262	25.315						
63	1:52.356	2.537	23	1:49.227	4.753	86	1:52.215	35.250						
14	1:53.220	3.401	32	1:48.978	4.918	96	1:56.170	41.770						
23	1:53.504	3.685	8	1:50.980	10.792	64	1:52.927	45.139						
32	1:53.850	4.031	52	1:51.648	14.682	Lap 10								
8	1:54.691	4.872	64	1:51.277	16.701	2	1:50.002							
96	1:56.312	6.493	96	1:53.581	20.479	63	1:50.808	1.451						
52	1:56.539	6.720	86	1:53.263	20.605	95	1:50.962	1.453						
64	1:57.101	7.282	Lap 6											
86	1:58.252	8.433	13	1:49.273		32	1:50.369	6.221						
Lap 2														
13	1:49.278		2	1:49.014	0.864	23	1:50.937	6.543						
95	1:48.817	0.509	95	1:49.066	1.241	8	1:51.226	18.344						
2	1:48.784	1.104	63	1:49.070	1.919	52	1:52.054	27.099						
63	1:49.653	2.912	23	1:49.501	4.981	86	1:52.230	37.210						
23	1:50.674	5.081	32	1:49.558	5.203	13	2:29.595	39.325						
32	1:50.516	5.269	8	1:50.980	12.499	64	1:53.004	47.873						
8	1:50.592	6.186	52	1:52.247	17.656	96	1:56.416	47.916						
52	1:51.563	9.005	96	1:54.165	25.371	Lap 11								
96	1:52.459	9.674	86	1:54.193	25.525	2	1:49.663							
64	1:52.148	10.152	64	2:04.180	31.608	63	1:49.447	1.235						
86	1:51.771	10.926	Lap 7											
Lap 3														
13	1:49.191		13	1:49.208		32	1:49.790	6.348						
95	1:49.039	0.357	2	1:48.969	0.625	23	1:49.858	6.738						
2	1:48.931	0.844	95	1:49.031	1.064	95	1:55.459	7.249						
63	1:48.889	2.610	63	1:49.052	1.763	8	1:51.298	19.979						
23	1:49.041	4.931	23	1:49.456	5.229	52	1:52.175	29.611						
32	1:49.155	5.233	32	1:49.617	5.612	86	1:51.581	39.128						
8	1:50.692	7.687	8	1:51.141	14.432	64	1:53.976	52.186						
52	1:50.525	10.339	52	1:52.068	20.516	96	2:02.236	1:00.489						
96	1:52.031	12.514	96	1:54.414	30.577	Lap 12								
64	1:51.983	12.944	86	1:54.407	30.724	2	1:49.510							
86	1:51.812	13.547	64	1:55.586	37.986	63	1:49.243	0.968						
Lap 4														
13	1:49.394		Lap 8											
95	1:49.448	0.411	13	1:49.303		32	1:49.441	6.279						
2	1:49.226	0.676	2	1:49.025	0.347	23	1:49.602	6.830						
63	1:49.015	2.231	95	1:49.022	0.783	95	1:49.487	7.226						
23	1:49.204	4.741	63	1:49.003	1.463	8	1:51.127	21.596						
32	1:49.316	5.155	23	1:49.864	5.790	52	1:52.392	32.493						
8	1:50.734	9.027	32	1:49.751	6.060	86	1:52.500	42.118						
52	1:51.304	12.249	8	1:51.091	16.220	64	1:53.771	56.447						
64	1:51.089	14.639	52	1:51.823	23.036	96	2:04.012	1:14.991						
96	1:52.993	16.113	86	1:51.597	33.018	Lap 13								
86	1:52.404	16.557	96	1:54.309	35.583	2	1:49.688							
Lap 5														
13	1:49.215		64	1:53.512	42.195	63	1:49.381	0.661						
Lap 9														
13	1:49.983		Lap 14											
2	1:49.904	0.268	2	1:49.494		63	1:49.228	0.395						
95	1:49.961	0.761	63	1:49.228	0.395	32	1:50.176	7.227						
63	1:49.433	0.913	32	1:50.176	7.227	23	1:50.433	7.818						
23	1:50.069	5.876	23	1:50.433	7.818	95	1:50.407	8.186						
Lap 15														
2	1:51.122		8	1:50.851	24.701	8	1:50.851	24.701						
63	1:50.886	0.159	52	1:51.843	37.413	52	1:51.843	37.413						
32	1:49.972	6.077	86	1:52.918	48.465	86	1:52.918	48.465						
23	1:49.861	6.557	64	1:53.359	1:04.160	64	1:53.359	1:04.160						
95	1:49.925	6.989												
8	1:51.089	24.668												
52	1:52.900	39.191												
86	1:53.294	50.637												
64	1:54.915	1:07.953												



Toyota GR Cup Spain
ROUND 1 - JARAMA
Carrera 2

Sector Analysis

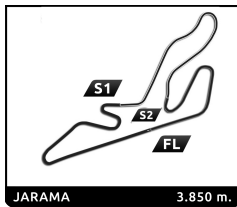
— Invalidated Lap

■ Personal Best

■ Session Best

B Crossing the pit lane

Lap	Time	Sector 1	Sector 2	Sector 3	T.Sp	Elapsed	Lap	Time	Sector 1	Sector 2	Sector 3	T.Sp	Elapsed	
2	Sandro PEREZ ESP							2	1:50.674	42.639	37.159	30.876	208.5	3:44.178
	RX PRORACING Toyota GR86							3	1:49.041	41.889	36.458	30.694	208.9	5:33.219
1	1:51.417	44.030	36.677	30.710		1:51.417	4	1:49.204	42.007	36.606	30.591	208.1	7:22.423	
2	1:48.784	41.850	36.429	30.505	206.5	3:40.201	5	1:49.227	41.818	36.535	30.874	207.3	9:11.650	
3	1:48.931	41.879	36.419	30.633	208.1	5:29.132	6	1:49.501	42.021	36.641	30.839	209.7	11:01.151	
4	1:49.226	41.930	36.648	30.648	208.1	7:18.358	7	1:49.456	42.078	36.580	30.798	208.1	12:50.607	
5	1:49.662	42.326	36.664	30.672	206.5	9:08.020	8	1:49.864	41.986	36.763	31.115	207.3	14:40.471	
6	1:49.014	41.890	36.410	30.714	206.9	10:57.034	9	1:50.069	42.497	36.748	30.824	206.1	16:30.540	
7	1:48.969	41.802	36.597	30.570	206.9	12:46.003	10	1:50.937	42.790	37.324	30.823	207.7	18:21.477	
8	1:49.025	41.925	36.452	30.648	207.7	14:35.028	11	1:49.858	42.343	36.817	30.698	203.4	20:11.335	
9	1:49.904	42.248	36.737	30.919	206.1	16:24.932	12	1:49.602	42.086	36.781	30.735	209.7	22:00.937	
10	1:50.002	42.343	36.821	30.838	206.5	18:14.934	13	1:49.737	42.132	36.670	30.935	209.3	23:50.674	
11	1:49.663	42.169	36.762	30.732	205.3	20:04.597	14	1:50.433	42.758	36.770	30.905	210.9	25:41.107	
12	1:49.510	42.032	36.782	30.696	204.9	21:54.107	15	1:49.861	42.209	36.793	30.859	208.9	27:30.968	
13	1:49.688	42.049	36.905	30.734	204.5	23:43.795								
14	1:49.494	41.934	36.868	30.692	204.5	25:33.289								
15	1:51.122	42.926	36.902	31.294	204.9	27:24.411								
8	Joan VINYES R AND							32	Marcos DE DIEGO ESP					
	EFICAR TEAM Toyota GR86								EFICAR TEAM COMAUTO Toyota GR86					
1	1:54.691	46.350	37.169	31.172		1:54.691	1	1:53.850	46.124	36.927	30.799		1:53.850	
2	1:50.592	42.562	36.969	31.061	206.1	3:45.283	2	1:50.516	42.491	37.184	30.841	208.9	3:44.366	
3	1:50.692	42.415	37.058	31.219	207.7	5:35.975	3	1:49.155	42.109	36.556	30.490	206.5	5:33.521	
4	1:50.734	42.552	37.025	31.157	205.7	7:26.709	4	1:49.316	41.927	36.802	30.587	208.9	7:22.837	
5	1:50.980	42.639	37.141	31.200	204.2	9:17.689	5	1:48.978	41.757	36.646	30.575	208.9	9:11.815	
6	1:50.980	42.572	37.075	31.333	203.8	11:08.669	6	1:49.558	42.184	36.672	30.702	203.4	11:01.373	
7	1:51.141	42.652	37.185	31.304	203.8	12:59.810	7	1:49.617	42.195	36.692	30.730	210.5	12:50.990	
8	1:51.091	42.768	36.996	31.327	204.2	14:50.901	8	1:49.751	42.029	36.753	30.969	208.9	14:40.741	
9	1:51.151	42.751	37.190	31.210	204.2	16:42.052	9	1:50.045	42.406	36.877	30.762	209.3	16:30.786	
10	1:51.226	42.807	37.124	31.295	204.2	18:33.278	10	1:50.369	42.626	36.927	30.816	210.1	18:21.155	
11	1:51.298	42.840	37.221	31.237	204.5	20:24.576	11	1:49.790	42.244	36.809	30.737	207.7	20:10.945	
12	1:51.127	42.623	37.200	31.304	204.2	22:15.703	12	1:49.441	42.009	36.731	30.701	206.5	22:00.386	
13	1:51.436	42.747	37.530	31.159	203.8	24:07.139	13	1:49.954	42.250	36.791	30.913	205.7	23:50.340	
14	1:50.851	42.631	36.971	31.249	203.4	25:57.990	14	1:50.176	42.689	36.688	30.799	204.9	25:40.516	
15	1:51.089	42.820	37.072	31.197	203.0	27:49.079	15	1:49.972	42.086	36.887	30.999	205.3	27:30.488	
13	Joan VINYES D AND							52	Alejandro SANCHEZ ESP					
	EFICAR TEAM Toyota GR86								ESCUELA VASCA DE CONDUCCIÓN Toyota GR86					
1	1:49.819	42.862	36.394	30.563		1:49.819	1	1:56.539	47.402	37.647	31.490		1:56.539	
2	1:49.278	42.000	36.461	30.817	203.0	3:39.097	2	1:51.563	42.590	37.553	31.420	204.5	3:48.102	
3	1:49.191	42.133	36.408	30.650	202.2	5:28.288	3	1:50.525	42.459	36.878	31.188	204.2	5:38.627	
4	1:49.394	42.138	36.450	30.806	203.0	7:17.682	4	1:51.304	42.999	37.009	31.296	204.2	7:29.931	
5	1:49.215	41.999	36.558	30.658	202.6	9:06.897	5	1:51.648	43.431	37.076	31.141	203.8	9:21.579	
6	1:49.273	42.222	36.390	30.661	202.6	10:56.170	6	1:52.247	43.386	37.162	31.699	203.4	11:13.826	
7	1:49.208	42.012	36.436	30.760	203.8	12:45.378	7	1:52.068	43.389	37.228	31.451	203.0	13:05.894	
8	1:49.303	42.033	36.449	30.821	203.4	14:34.681	8	1:51.823	43.372	37.197	31.254	203.0	14:57.717	
9	1:49.983	42.220	36.872	30.891	203.8	16:24.664	9	1:52.262	43.422	37.372	31.468	203.0	16:49.979	
10	2:29.595B	53.215	46.759	49.621	204.5	18:54.259	10	1:52.054	43.180	37.316	31.558	203.8	18:42.033	
14	Ignacio RODRIGUEZ ESP							52	Alejandro SANCHEZ ESP					
	AVIASTEC_RACING Toyota GR86								ESCUELA VASCA DE CONDUCCIÓN Toyota GR86					
1	1:53.220	45.465	36.785	30.970		1:53.220	11	1:52.175	43.150	37.630	31.395	203.4	20:34.208	
23	Antonio ALBACETE ESP							63	Miguel Angel ROMERO ESP					
	LOVA ME-PRE MOTORSPORT Toyota GR86								RX PRORACING Toyota GR86					
1	1:53.504	45.882	36.706	30.916		1:53.504	1	1:52.356	44.650	36.829	30.877		1:52.356	
							2	1:49.653	41.961	36.566	31.126	207.7	3:42.009	
							3	1:48.889	41.772	36.431	30.686	206.5	5:30.898	
							4	1:49.015	41.789	36.510	30.716	206.9	7:19.913	



Toyota GR Cup Spain

ROUND 1 - JARAMA

Carrera 2

Sector Analysis

— Invalidated Lap ■ Personal Best ■ Session Best B Crossing the pit lane

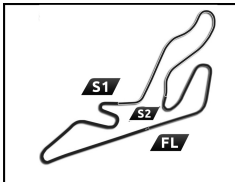
Lap	Time	Sector 1	Sector 2	Sector 3	T.Sp	Elapsed	Lap	Time	Sector 1	Sector 2	Sector 3	T.Sp	Elapsed
5	1:49.106	41.922	36.557	30.627	207.3	9:09.019	8	1:49.022	41.808	36.535	30.679	207.7	14:35.464
6	1:49.070	41.822	36.576	30.672	209.3	10:58.089	9	1:49.961	42.119	36.693	31.149	206.9	16:25.425
7	1:49.052	41.793	36.625	30.634	209.3	12:47.141	10	1:50.962	43.065	36.701	31.196	209.3	18:16.387
8	1:49.003	41.811	36.509	30.683	209.7	14:36.144	11	1:55.459	47.854	36.727	30.878	111.2	20:11.846
9	1:49.433	41.926	36.655	30.852	210.1	16:25.577	12	1:49.487	42.075	36.741	30.671	207.3	22:01.333
10	1:50.808	43.206	36.710	30.892	212.6	18:16.385	13	1:49.735	41.995	36.774	30.966	208.5	23:51.068
11	1:49.447	42.055	36.670	30.722	207.3	20:05.832	14	1:50.407	42.508	36.930	30.969	207.3	25:41.475
12	1:49.243	42.029	36.581	30.633	208.1	21:55.075	15	1:49.925	42.090	36.827	31.008	206.1	27:31.400
13	1:49.381	42.036	36.662	30.683	208.1	23:44.456							
14	1:49.228	42.017	36.594	30.617	208.9	25:33.684							
15	1:50.886	42.915	36.765	31.206	209.7	27:24.570							

64 Jesus Luis RECUENCO		ESP				
LOVA ME-PRE MOTORSPORT		Toyota GR86				
1	1:57.101	47.759	37.757	31.585	1:57.101	
2	1:52.148	43.012	37.719	31.417	205.7	3:49.249
3	1:51.983	43.491	37.209	31.283	207.7	5:41.232
4	1:51.089	42.858	37.127	31.104	204.9	7:32.321
5	1:51.277	42.748	37.332	31.197	204.2	9:23.598
6	2:04.180	42.613	47.607	33.960	206.1	11:27.778
7	1:55.586	44.992	38.698	31.896	189.1	13:23.364
8	1:53.512	43.579	38.127	31.806	197.1	15:16.876
9	1:52.927	43.326	37.853	31.748	200.7	17:09.803
10	1:53.004	43.301	37.995	31.708	201.1	19:02.807
11	1:53.976	43.448	38.586	31.942	195.3	20:56.783
12	1:53.771	43.592	38.078	32.101	198.2	22:50.554
13	1:53.536	43.356	38.063	32.117	198.9	24:44.090
14	1:53.359	43.465	38.074	31.820	198.5	26:37.449
15	1:54.915	44.248	38.506	32.161	198.9	28:32.364

86 Jesús MORENO		ESP				
RX PRORACING		Toyota GR86				
1	1:58.252	48.628	38.042	31.582	1:58.252	
2	1:51.771	43.043	37.337	31.391	206.9	3:50.023
3	1:51.812	43.165	37.255	31.392	206.1	5:41.835
4	1:52.404	43.013	37.947	31.444	207.7	7:34.239
5	1:53.263	43.513	37.949	31.801	205.3	9:27.502
6	1:54.193	44.209	38.345	31.639	201.9	11:21.695
7	1:54.407	44.123	38.633	31.651	203.0	13:16.102
8	1:51.597	42.830	37.448	31.319	203.0	15:07.699
9	1:52.215	43.243	37.398	31.574	201.9	16:59.914
10	1:52.230	43.076	37.724	31.430	202.2	18:52.144
11	1:51.581	42.923	37.379	31.279	202.6	20:43.725
12	1:52.500	42.874	38.126	31.500	202.6	22:36.225
13	1:52.611	43.289	37.656	31.666	201.1	24:28.836
14	1:52.918	43.274	38.119	31.525	201.1	26:21.754
15	1:53.294	43.198	38.249	31.847	200.4	28:15.048

95 Marco AGUILERA		ESP				
EFICAR TEAM NIMO		Toyota GR86				
1	1:50.789	43.525	36.537	30.727	1:50.789	
2	1:48.817	41.947	36.404	30.466	203.8	3:39.606
3	1:49.039	42.054	36.375	30.610	205.3	5:28.645
4	1:49.448	42.140	36.609	30.699	205.3	7:18.093
5	1:50.252	42.780	36.734	30.738	205.7	9:08.345
6	1:49.066	41.918	36.470	30.678	206.9	10:57.411
7	1:49.031	41.758	36.508	30.765	207.3	12:46.442







96 Luis ALVAREZ		ESP				
LOVA ME-PRE MOTORSPORT		Toyota GR86				
1	1:56.312	46.828	37.877	31.607	1:56.312	
2	1:52.459	43.356	37.679	31.424	197.1	3:48.771
3	1:52.031	42.779	37.705	31.547	201.1	5:40.802
4	1:52.993	43.650	37.874	31.469	198.9	7:33.795
5	1:53.581	43.414	38.246	31.921	197.4	9:27.376
6	1:54.165	44.022	38.307	31.836	194.9	11:21.541
7	1:54.414	43.986	38.647	31.781	193.5	13:15.955
8	1:54.309	43.401	38.151	32.757	194.6	15:10.264
9	1:56.170	44.453	39.130	32.587	186.9	17:06.434
10	1:56.416	44.504	39.045	32.867	192.5	19:02.850
11	2:02.236	48.088	41.046	33.102	165.1	21:05.086
12	2:04.012	45.958	43.534	34.520	163.9	23:09.098
13	2:06.694 B	46.498	42.251	37.945	170.1	25:15.792

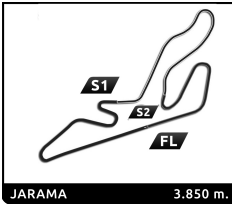


JARAMA 3.850 m.

Toyota GR Cup Spain
ROUND 1 - JARAMA
Carrera 2

Flag Analysis

Flag	Time
 GREEN FLAG	16:13:50.631
 YELLOW FLAG AT SECTOR 1	16:17:02.475
 GREEN FLAG AT SECTOR 1	16:21:11.234
 YELLOW FLAG AT SECTOR 1	16:30:38.737
 GREEN FLAG AT SECTOR 1	16:30:42.517
 CHEQUERED FLAG	16:41:15.042




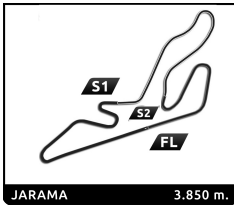
Toyota GR Cup Spain
ROUND 1 - JARAMA
Carrera 2

Provisional Race Director Report

Hour	Flag	Message
16:17:02	YF	YELLOW FLAG AT TURN 2
16:21:11	GF	GREEN FLAG
16:30:38	YF	YELLOW FLAG AT TURN 1
16:30:42	GF	GREEN FLAG

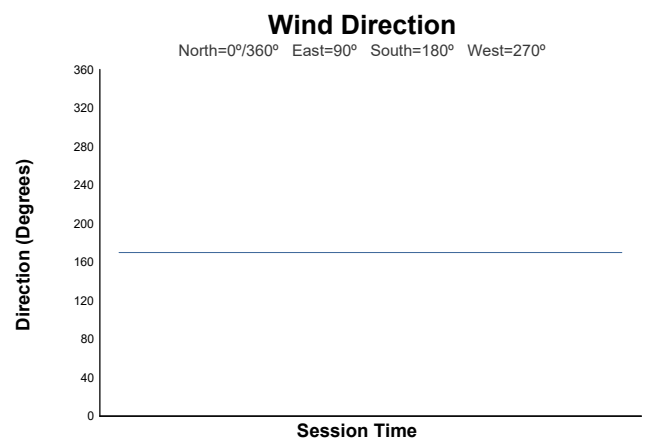
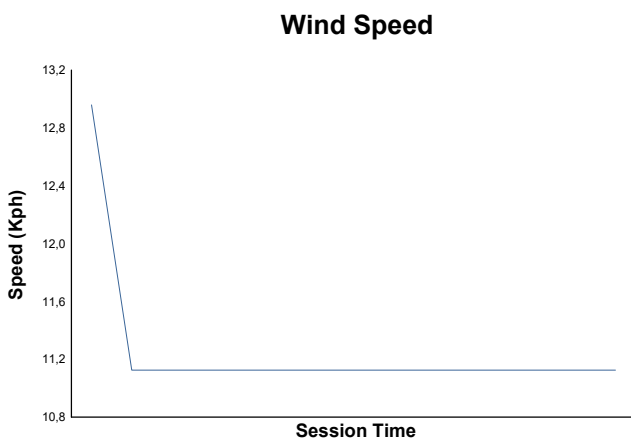
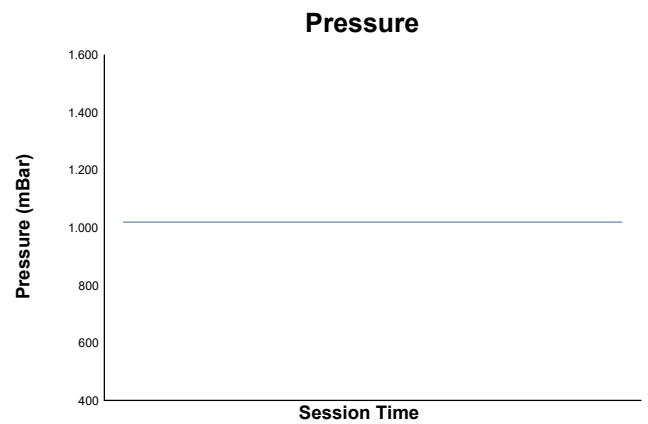
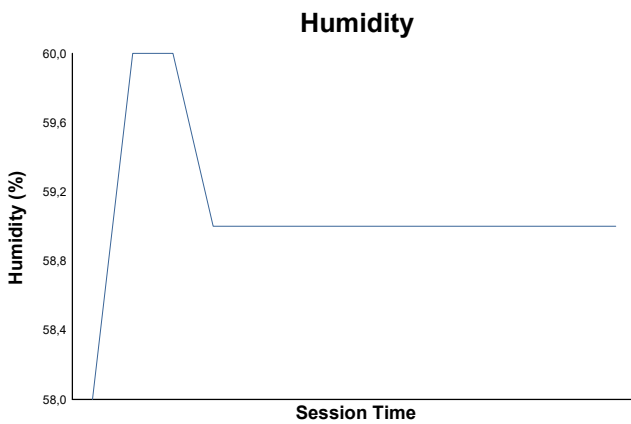
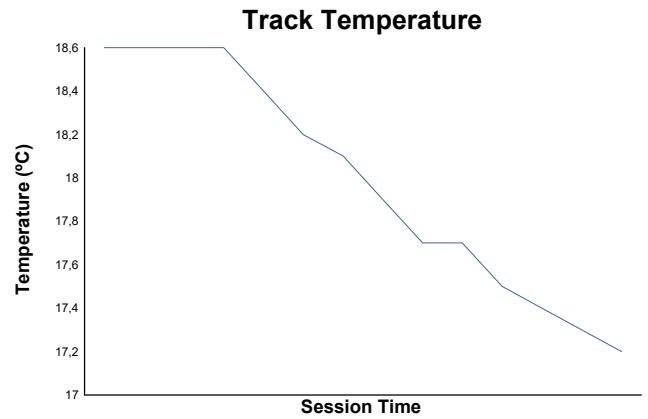
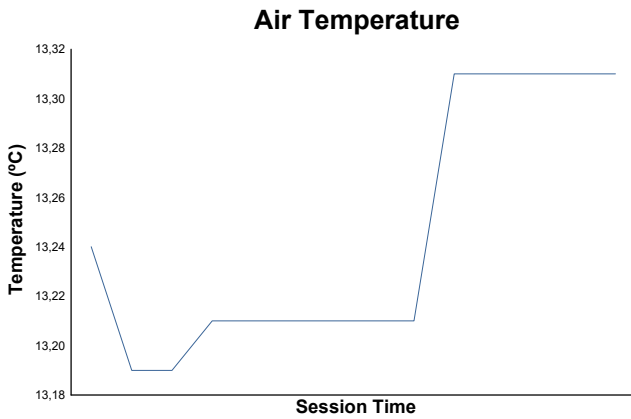
Published at:

Race Director: David RODRIGUEZ		Timekeeper: Alberto ESTEBANEZ	
--	---	---	---



ROUND 1 - JARAMA
 Toyota GR Cup Spain
 Carrera 2

Weather Report



Track Status: **DRY**