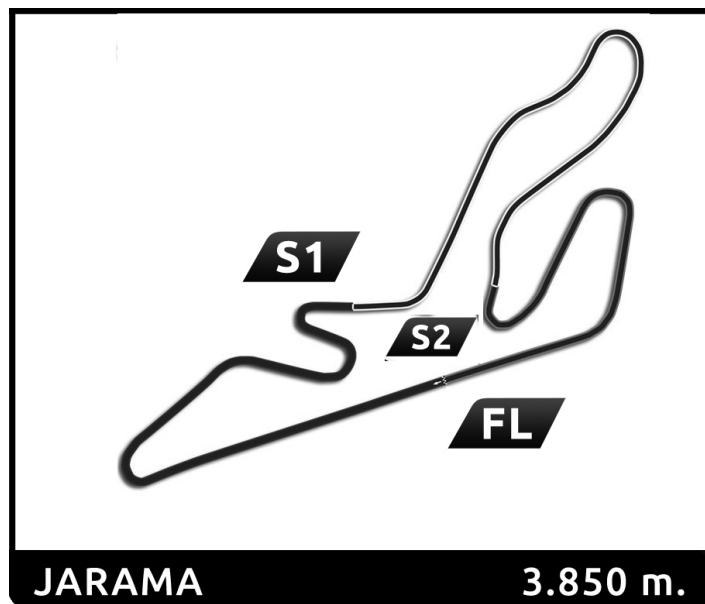
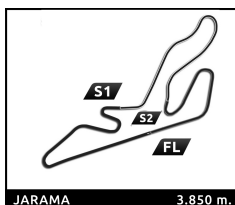


ROUND 1 - JARAMA

TCR SPAIN
Results Booklet





TCR SPAIN

ROUND 1 - JARAMA

Entrenamiento Libre 1

Classification

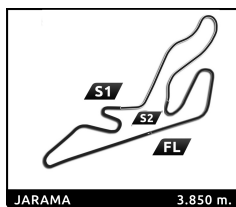
No	Driver	Nat	Team	Car	Cl.	Time	Lap Total	Gap	Kph
1	237 Sten-Dorian PIRIMÄGI	EST	ALM MOTORSPORT	Honda CIVIC FL 5 TCR	SPAIN	1:39.550	7 14	-	139.2
2	10 Viktor ANDERSSON(Jr)	SWE	MONLAU MOTORSPORT	Cupra Leon VZ TCR	SPAIN	1:39.870	10 13	+0.320	138.8
3	73 Victor FERNANDEZ	ESP	AUTO CLUB RC2 VALLES	Honda CIVIC FL 5 TCR	SPAIN	1:40.545	11 14	+0.995	137.8
4	81 Erik ZABALA	ESP	TEAM CLAIRET SPORT	Audi RS3 LMS TCR	SPAIN	1:40.878	5 12	+1.328	137.4
5	41 Rene POLVSEN	DNK	ALM MOTORSPORT	Honda CIVIC FL 5 TCR	SPAIN	1:41.393	13 14	+1.843	136.7
6	5 Demir ERÖGE	TUR	ALM MOTORSPORT	Honda CIVIC FL 5 TCR	SPAIN	1:42.000	12 13	+2.450	135.9
7	115 Luke SARGEANT	GBR	VANNIN MOTORSPORT	Audi RS3 LMS TCR	SPAIN	1:42.633	11 14	+3.083	135.0
8	11 Busian FONTAN	ESP	RX PRO RACING	Audi RS3 LMS TCR	SPAIN	1:42.658	11 11	+3.108	135.0
9	131 Matheiu CASALONGA	FRA	TEAM CLAIRET SPORT	Audi RS3 LMS TCR	SPAIN	1:44.033	12 13	+4.483	133.2
10	15 Alvaro RODRIGUEZ	ESP	<small>DRIVER'S ACADEMY COMPETITION</small>	Peugeot 308 Racing Cup	CUP	1:44.045	4 11	+4.495	133.2
11	23 Miguel VILLACIEROS	ESP	CASAL COMPETICIÓN	Cupra TCR	CUP	1:45.218	10 12	+5.668	131.7
12	33 Samuel CHALIGNÉ	FRA	TEAM CLAIRET SPORT	Cupra Leon VZ TCR	SPAIN	1:46.575	12 14	+7.025	130.0
13	56 Samuel GOMEZ	ESP	RX PRO RACING	Peugeot 308 Racing Cup	CUP	1:46.995	11 12	+7.445	129.5
14	27 Manuel FERNANDES	PRT	SP COMPÉTITION	Cupra Leon VZ TCR	SPAIN				
15	72 Sandro PELATTI	ITA	SP COMPÉTITION	Cupra Leon VZ TCR	SPAIN				

Fastest Lap: Lap 7 | Sten-Dorian PIRIMÄGI | **1:39.550** | 139.2 Kph

Published at:

Track Status: **DRY**

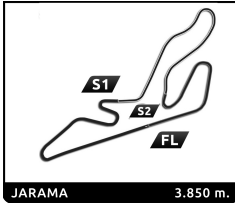
<p>Race Director:</p>	<p>Timekeeper: Alberto ESTÉBANEZ</p> 
------------------------------	---------------------------------------------------------------------------------------------------------------------------------------



TCR SPAIN ROUND 1 - JARAMA Entrenamiento Libre 1

Best Top Speed

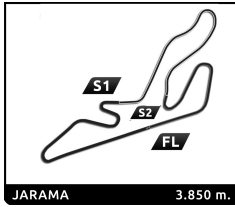
No Driver	Team	Class	Top 1		Top 2		Top 3		Top 4		Top 5		Avg	
			Kph	Lap	Kph	Lap	Kph	Lap	Kph	Lap	Kph	Lap		
10	Viktor ANDERSSON(Jr)	MONLAU MOTORSPORT	SPAIN	242.7	12	240.0	7	239.5	11	235.8	10	228.3	8	237,3
237	Sten-Dorian PIRIMÄGI	ALM MOTORSPORT	SPAIN	242.2	13	241.1	14	241.1	11	238.4	8	237.9	10	240,1
81	Erik ZABALA	TEAM CLAIRET SPORT	SPAIN	240.0	9	240.0	10	235.8	5	235.8	8	234.8	4	237,3
73	Victor FERNANDEZ	AUTO CLUB RC2 VALLES	SPAIN	239.5	12	236.3	9	236.3	7	235.8	14	234.8	13	236,5
5	Demir ERÖGE	ALM MOTORSPORT	SPAIN	238.4	9	237.4	13	235.8	7	235.3	12	233.3	6	236,0
41	Rene POLVSEN	ALM MOTORSPORT	SPAIN	237.9	13	237.4	14	235.8	12	235.8	9	235.8	8	236,5
11	Busian FONTAN	RX PRO RACING	SPAIN	231.8	11	231.3	10	229.3	6	221.8	5	219.5	3	226,7
33	Samuel CHALIGNE	TEAM CLAIRET SPORT	SPAIN	231.8	10	231.8	11	230.8	13	230.8	9	230.3	14	231,1
115	Luke SARGEANT	VANNIN MOTORSPORT	SPAIN	231.3	6	230.3	7	228.3	14	227.4	10	226.9	11	228,8
131	Matheiu CASALONGA	TEAM CLAIRET SPORT	SPAIN	229.3	12	216.9	11	216.9	10	203.8	6	203.4	7	214,1
15	Alvaro RODRIGUEZ	DRIVER'S ACADEMY COMPETICION	CUP	220.9	10	220.9	7	220.4	5	219.5	4	219.5	8	220,2
56	Samuel GOMEZ	RX PRO RACING	CUP	218.2	10	215.6	8	214.3	11	208.9	7	206.5	12	212,7
23	Miguel VILLACIEROS	CASAL COMPETICIÓN	CUP	217.3	12	216.0	11	211.8	10	206.1	8	203.8	9	211,0
27	Manuel FERNANDES	SP COMPÉTITION	SPAIN											
72	Sandro PELATTI	SP COMPÉTITION	SPAIN											



TCR SPAIN
ROUND 1 - JARAMA
Entrenamiento Libre 1

Best Sector Times

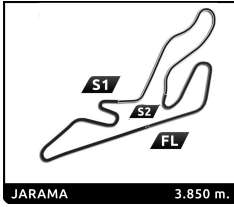
Sector 1			Sector 2			Sector 3			Ideal Lap	Best Lap
Pos	No Driver	Time	No Driver	Time	No Driver	Time	Pos	No Driver		
1	10 V.ANDERSSON(Jr)	38.355	237 S.PIRIMÄGI	32.690	237 S.PIRIMÄGI	28.052	1	10 V.ANDERSSON(Jr)	1:39.200	1:39.870 (2)
2	237 S.PIRIMÄGI	38.538	10 V.ANDERSSON(Jr)	32.746	10 V.ANDERSSON(Jr)	28.099	2	237 S.PIRIMÄGI	1:39.280	1:39.550 (1)
3	73 V.FERNANDEZ	38.931	73 V.FERNANDEZ	32.836	73 V.FERNANDEZ	28.306	3	73 V.FERNANDEZ	1:40.073	1:40.545 (3)
4	81 E.ZABALA	39.011	81 E.ZABALA	33.050	81 E.ZABALA	28.306	4	81 E.ZABALA	1:40.367	1:40.878 (4)
5	5 D.ERÖGE	39.169	41 R.POLVSEN	33.510	41 R.POLVSEN	28.622	5	41 R.POLVSEN	1:41.388	1:41.393 (5)
6	41 R.POLVSEN	39.256	11 B.FONTAN	33.629	5 D.ERÖGE	28.819	6	5 D.ERÖGE	1:41.845	1:42.000 (6)
7	115 L.SARGEANT	39.437	115 L.SARGEANT	33.737	115 L.SARGEANT	28.988	7	115 L.SARGEANT	1:42.162	1:42.633 (7)
8	11 B.FONTAN	39.768	5 D.ERÖGE	33.857	11 B.FONTAN	29.209	8	11 B.FONTAN	1:42.606	1:42.658 (8)
9	131 M.CASALONGA	40.170	15 A.RODRIGUEZ	34.314	131 M.CASALONGA	29.326	9	131 M.CASALONGA	1:44.033	1:44.033 (9)
10	15 A.RODRIGUEZ	40.313	131 M.CASALONGA	34.537	15 A.RODRIGUEZ	29.418	10	15 A.RODRIGUEZ	1:44.045	1:44.045 (10)
11	33 S.CHALIGNE	40.522	23 M.VILLACIEROS	34.634	23 M.VILLACIEROS	29.663	11	23 M.VILLACIEROS	1:44.994	1:45.218 (11)
12	23 M.VILLACIEROS	40.697	56 S.GOMEZ	35.389	33 S.CHALIGNE	29.891	12	33 S.CHALIGNE	1:46.174	1:46.575 (12)
13	56 S.GOMEZ	41.001	33 S.CHALIGNE	35.761	56 S.GOMEZ	29.966	13	56 S.GOMEZ	1:46.356	1:46.995 (13)



TCR SPAIN
ROUND 1 - JARAMA
Entrenamiento Libre 1





Fastest Lap Sequence

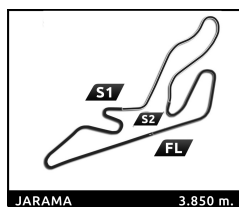
Elapsed	No	Driver	Team	Car	Class	Time	Kph	Lap
4:20.310	15	Alvaro RODRIGUEZ	DRIVER'S ACADEMY COMPETICION	Peugeot 308 Racing Cup	CUP	1:46.464	130.2	2
6:05.155	15	Alvaro RODRIGUEZ	DRIVER'S ACADEMY COMPETICION	Peugeot 308 Racing Cup	CUP	1:44.845	132.2	3
7:49.200	15	Alvaro RODRIGUEZ	DRIVER'S ACADEMY COMPETICION	Peugeot 308 Racing Cup	CUP	1:44.045	133.2	4
9:06.279	81	Erik ZABALA	TEAM CLAIRET SPORT	Audi RS3 LMS TCR	SPAIN	1:41.248	136.9	4
10:14.497	237	Sten-Dorian PIRIMÄGI	ALM MOTORSPORT	Honda CIVIC FL 5 TCR	SPAIN	1:41.163	137.0	4
10:47.157	81	Erik ZABALA	TEAM CLAIRET SPORT	Audi RS3 LMS TCR	SPAIN	1:40.878	137.4	5
11:54.421	237	Sten-Dorian PIRIMÄGI	ALM MOTORSPORT	Honda CIVIC FL 5 TCR	SPAIN	1:39.924	138.7	5
13:34.188	237	Sten-Dorian PIRIMÄGI	ALM MOTORSPORT	Honda CIVIC FL 5 TCR	SPAIN	1:39.767	138.9	6
15:13.738	237	Sten-Dorian PIRIMÄGI	ALM MOTORSPORT	Honda CIVIC FL 5 TCR	SPAIN	1:39.550	139.2	7



TCR SPAIN
ROUND 1 - JARAMA
Entrenamiento Libre 1

Flag Analysis

Flag	Time
 GREEN FLAG	14:40:00.000
 YELLOW FLAG AT SECTOR 3	14:52:40.156
 GREEN FLAG AT SECTOR 3	14:53:17.917
 CHEQUERED FLAG	15:10:00.000



TCR SPAIN ROUND 1 - JARAMA Entrenamiento Libre 1

Sector Analysis

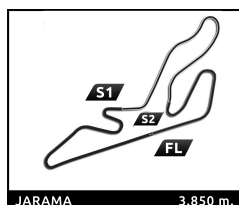
— Invalidated Lap

■ Personal Best

■ Session Best

■ Crossing the pit lane

Lap	Time	Sector 1	Sector 2	Sector 3	T.Sp	Elapsed	Lap	Time	Sector 1	Sector 2	Sector 3	T.Sp	Elapsed	
5	Demir ERÖGE TUR							9	7:03.049	5:55.904	36.937	30.208	95.7	27:03.006
	ALM MOTORSPORT Honda CIVIC FL 5 TCR							10	1:44.788	40.776	34.328	29.684	220.9	28:47.794
								11	2:01.929	45.975	42.985	32.969	216.9	30:49.723
1	3:00.527	1:43.226	44.017	33.284	96.3	3:00.527								
2	2:06.879 B	44.108	39.999	42.772	200.7	5:07.406								
3	3:44.275	2:36.052	38.098	30.125	90.8	8:51.681								
4	2:04.064	40.038	35.318	48.708	229.3	10:55.745								
5	1:46.614	41.680	35.285	29.649	191.8	12:42.359								
6	1:43.413	39.574	34.754	29.085	233.3	14:25.772								
7	1:42.157	39.308	34.030	28.819	235.8	16:07.929								
8	1:42.345	39.169	34.220	28.956	233.3	17:50.274								
9	1:56.252 B	43.042	34.875	38.335	238.4	19:46.526								
10	5:02.646	3:52.533	38.126	31.987	65.3	24:49.172								
11	1:43.160	39.807	34.196	29.157	230.3	26:32.332								
12	1:42.000	39.290	33.857	28.853	235.3	28:14.332								
13	1:42.781	39.221	34.005	29.555	237.4	29:57.113								
10	Viktor ANDERSSON(Jr) SWE													
	MONLAU MOTORSPORT Cupra Leon VZ TCR													
1	2:48.036	1:31.082	44.013	32.941	81.1	2:48.036								
2	1:59.397	46.155	39.275	33.967	148.8	4:47.433								
3	1:51.716	42.817	37.526	31.373	178.8	6:39.149								
4	2:28.770 B	53.237	49.026	46.507	150.0	9:07.919								
5	3:40.828	2:33.887	36.904	30.037	83.0	12:48.747								
6	1:40.842	39.317	33.285	28.240	212.2	14:29.589								
7	1:39.958	38.355	32.749	28.854	240.0	16:09.547								
8	2:01.744 B	42.140	38.238	41.366	228.3	18:11.291								
9	5:25.002	4:20.747	35.252	29.003	99.6	23:36.293								
10	1:39.870	38.921	32.746	28.203	235.8	25:16.163								
11	1:40.302	39.327	32.876	28.099	239.5	26:56.465								
12	1:50.000 B	38.556	34.171	37.273	242.7	28:46.465								
13	2:23.029	1:20.126	34.755	28.148	105.0	31:09.494								
11	Busian FONTAN ESP													
	RX PRO RACING Audi RS3 LMS TCR													
1	2:58.079	1:43.631	42.434	32.014	102.7	2:58.079								
2	1:54.196	42.913	39.463	31.820	217.3	4:52.275								
3	1:53.915 B	41.712	35.689	36.514	219.5	6:46.190								
4	4:36.862	3:31.928	35.494	29.440	112.1	11:23.052								
5	1:44.764	40.542	34.799	29.423	221.8	13:07.816								
6	1:43.839	39.929	34.465	29.445	229.3	14:51.655								
7	1:50.802 B	40.405	34.407	35.990	218.2	16:42.457								
8	5:04.008 B	3:52.955	34.980	36.073	89.5	21:46.465								
9	3:36.373	2:32.952	34.212	29.209	113.7	25:22.838								
10	1:42.947	39.875	33.728	29.344	231.3	27:05.785								
11	1:42.658	39.768	33.629	29.261	231.8	28:48.443								
15	Alvaro RODRIGUEZ ESP													
	DRIVER'S ACADEMY COMPETICION Peugeot 308 Racing Cup													
1	2:33.846	1:22.842	38.752	32.252	82.5	2:33.846								
2	1:46.464	41.735	34.957	29.772	209.7	4:20.310								
3	1:44.845	40.968	34.430	29.447	217.3	6:05.155								
4	1:44.045	40.313	34.314	29.418	219.5	7:49.200								
5	1:58.780 B	40.514	34.694	43.572	220.4	9:47.980								
6	6:27.884	5:23.129	34.906	29.849	97.3	16:15.864								
7	1:44.830	40.764	34.460	29.606	220.9	18:00.694								
8	1:59.263 B	40.879	36.859	41.525	219.5	19:59.957								
23	Miguel VILLACIEROS ESP													
	CASAL COMPETICIÓN Cupra TCR													
1	7:35.954	6:11.299	48.328	36.327	89.6	7:35.954								
2	2:04.629	49.976	41.324	33.329	149.8	9:40.583								
3	2:13.871 B	45.309	39.283	49.279	153.0	11:54.454								
4	4:38.189	3:27.653	39.180	31.356	103.0	16:32.643								
5	1:50.044	42.659	36.756	30.629	173.9	18:22.687								
6	1:48.449	42.421	36.036	29.992	183.4	20:11.136								
7	1:50.067	43.119	35.656	31.292	194.2	22:01.203								
8	1:46.053	41.229	35.077	29.747	206.1	23:47.256								
9	1:45.313	41.016	34.634	29.663	203.8	25:32.569								
10	1:45.218	40.853	34.660	29.705	211.8	27:17.787								
11	1:45.280	40.840	34.666	29.774	216.0	29:03.067								
12	1:45.276	40.697	34.692	29.887	217.3	30:48.343								
33	Samuel CHALIGNE FRA													
	TEAM CLAIRET SPORT Cupra Leon VZ TCR													
1	2:51.748	1:32.663	44.585	34.500	91.9	2:51.748								
2	2:00.319	47.309	40.033	32.977	173.1	4:52.067								
3	1:53.560	44.304	37.778	31.478	192.9	6:45.627								
4	2:06.597 B	42.629	38.939	45.029	213.9	8:52.224								
5	3:23.939	2:15.570	37.430	30.939	110.0	12:16.163								
6	1:49.709	41.989	37.147	30.573	226.4	14:05.872								
7	1:50.502	42.842	37.022	30.638	218.2	15:56.374								
8	1:48.636	41.613	36.504	30.519	217.7	17:45.010								
9	1:48.266	41.260	36.599	30.407	230.8	19:33.276								
10	1:46.986	40.522	36.573	29.891	231.8	21:20.262								
11	1:47.271	40.592	36.408	30.271	231.8	23:07.533								
12	1:46.575	40.694	35.761	30.120	224.5	24:54.108								
13	1:48.471	40.922	36.510	31.039	230.8	26:42.579								
14	1:58.648 B	40.974	35.802	41.872	230.3	28:41.227								
41	Rene POLVSEN DNK													
	ALM MOTORSPORT Honda CIVIC FL 5 TCR													
1	2:53.577	1:37.811	42.933	32.833	94.4	2:53.577								
2	1:52.567	43.953	37.435	31.179	208.1	4:46.144								
3	1:46.415	40.732	35.867	29.816	221.8	6:32.559								
4	2:17.289 B	44.773	44.724	47.792	196.4	8:49.848								
5	4:03.083	2:52.977	37.405	32.701	66.9	12:52.931								
6	1:44.569	39.893	35.235	29.441	229.8	14:37.500								
7	1:42.937	39.516	34.478	28.943	234.3	16:20.437								
8	1:45.233	39.737	35.147	30.349	235.8	18:05.670								
9	1:43.331	39.584	34.535	29.212	235.8	19:49.001								
10	1:51.826 B	39.439	35.383	37.004	234.8	21:40.827								
11	4:07.463	3:03.644	34.731	29.088	100.1	25:48.290								
12	1:42.000	39.295	33.917	28.788	235.8	27:30.290								
13	1:41.393	39.256	33.515	28.622	237.9	29:11.683								
14	1:41.541	39.363	33.510	28.668	237.4	30:53.224								
56	Samuel GOMEZ ESP													
	RX PRO RACING Peugeot 308 Racing Cup													
1	3:37.242	2:24.384	40.344	32.514	96.3	3:37.242								
2	1:55.230	44.799	38.819	31.612	185.9	5:32.472								



TCR SPAIN ROUND 1 - JARAMA Entrenamiento Libre 1

Sector Analysis

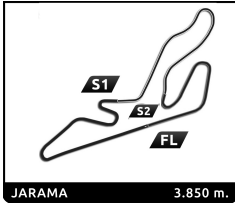
— Invalidated Lap

■ Personal Best

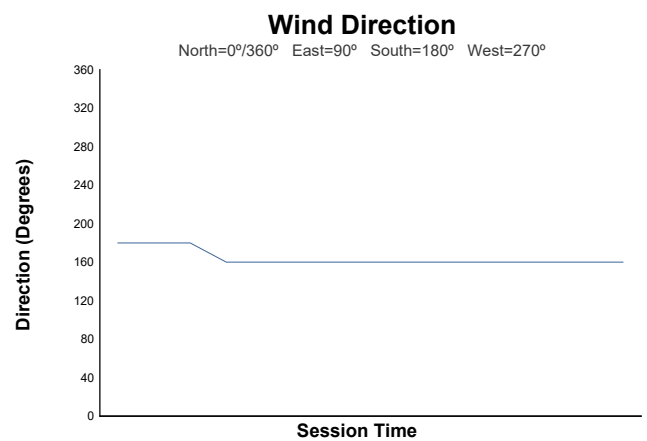
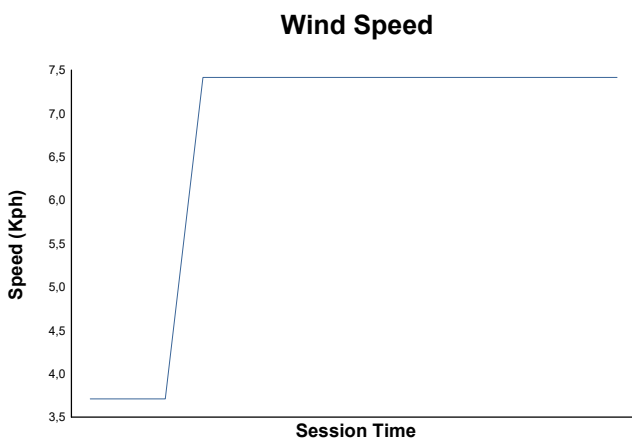
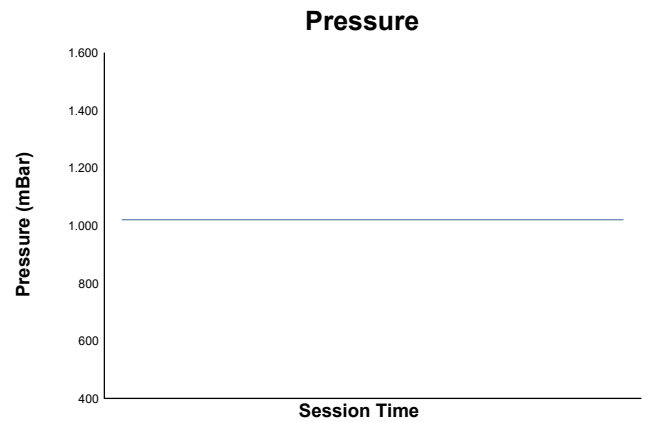
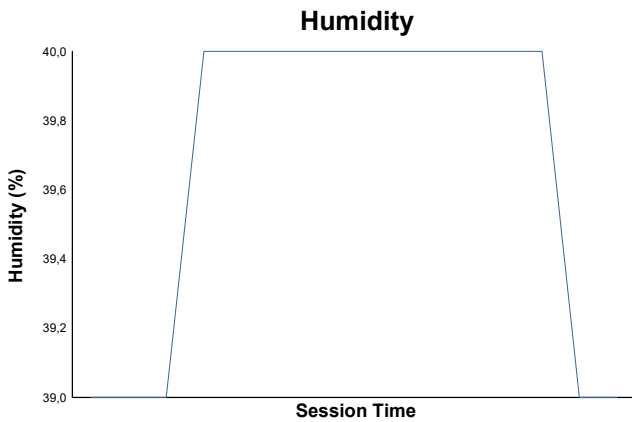
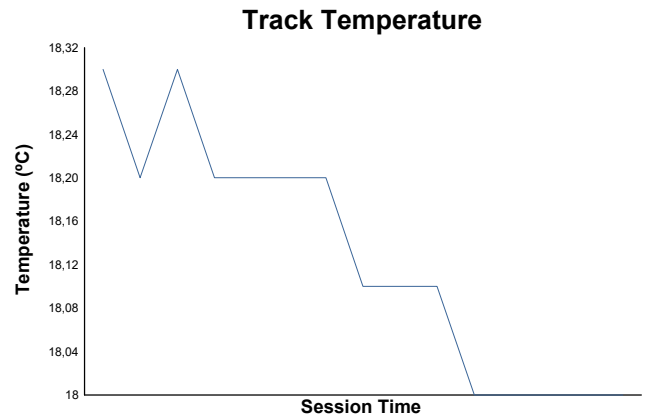
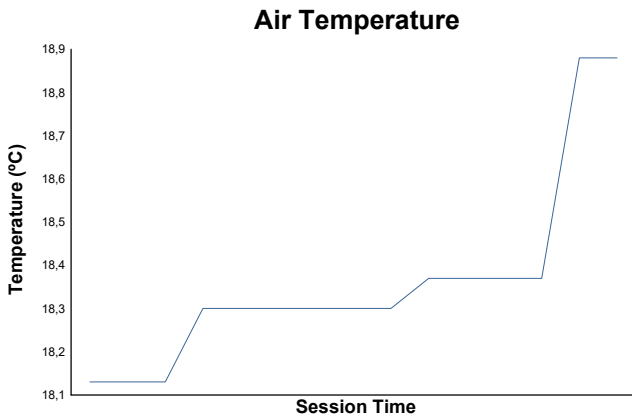
■ Session Best

B Crossing the pit lane

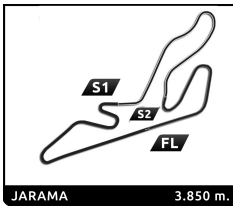
Lap	Time	Sector 1	Sector 2	Sector 3	T.Spd	Elapsed	Lap	Time	Sector 1	Sector 2	Sector 3	T.Spd	Elapsed
3	1:55.002	43.895	38.714	32.393	194.6	7:27.474	13	3:08.762	2:02.873	34.021	31.868	82.1	28:39.585
4	2:01.384 B	43.141	37.533	40.710	193.9	9:28.858	14	1:44.073	40.637	34.117	29.319	228.3	30:23.658
5	4:39.017	3:30.855	37.457	30.705	109.0	14:07.875	131 Matheiu CASALONGA FRA						
6	1:49.285	42.016	36.782	30.487	186.2	15:57.160	TEAM CLAIRET SPORT Audi RS3 LMS TCR						
7	1:48.456	41.740	36.429	30.287	208.9	17:45.616	1	2:52.806	1:33.752	44.803	34.251	89.6	2:52.806
8	1:55.621 B	41.250	36.877	37.494	215.6	19:41.237	2	2:00.842	47.202	41.825	31.815	162.2	4:53.648
9	3:53.564	2:47.080	36.086	30.398	110.5	23:34.801	3	2:07.439 B	43.780	40.774	42.885	185.2	7:01.087
10	1:47.861	42.506	35.389	29.966	218.2	25:22.662	4	3:28.624	2:19.471	38.568	30.585	110.1	10:29.711
11	1:46.995	41.001	35.795	30.199	214.3	27:09.657	5	1:50.940	42.782	37.872	30.286	194.6	12:20.651
12	1:48.081	41.319	36.274	30.488	206.5	28:57.738	6	1:49.364	41.639	36.546	31.179	203.8	14:10.015
73 Victor FERNANDEZ ESP							131 Matheiu CASALONGA FRA						
AUTO CLUB RC2 VALLES Honda CIVIC FL 5 TCR							TEAM CLAIRET SPORT Audi RS3 LMS TCR						
1	2:34.072	1:16.537	43.233	34.302	98.1	2:34.072	1	2:52.806	1:33.752	44.803	34.251	89.6	2:52.806
2	2:07.235 B	48.188	38.678	40.369	162.7	4:41.307	2	2:00.842	47.202	41.825	31.815	162.2	4:53.648
3	4:22.608	3:18.372	34.880	29.356	98.4	9:03.915	3	2:07.439 B	43.780	40.774	42.885	185.2	7:01.087
4	1:41.625	39.464	33.253	28.908	227.4	10:45.540	4	3:28.624	2:19.471	38.568	30.585	110.1	10:29.711
5	1:41.087	39.025	32.836	29.226	231.8	12:26.627	5	1:50.940	42.782	37.872	30.286	194.6	12:20.651
6	1:41.766	38.931	33.825	29.010	231.8	14:08.393	6	1:49.364	41.639	36.546	31.179	203.8	14:10.015
7	1:49.852 B	39.296	33.035	37.521	236.3	15:58.245	7	1:55.998 B	41.307	36.330	38.361	203.4	16:06.013
8	3:55.254	2:43.363	42.647	29.244	95.9	19:53.499	8	3:40.446	2:33.145	37.405	29.896	114.2	19:46.459
9	1:41.747	39.190	33.540	29.017	236.3	21:35.246	9	1:49.881	41.146	37.998	30.737	200.4	21:36.340
10	1:40.819	39.199	33.160	28.460	233.8	23:16.065	10	1:45.781	40.729	35.650	29.402	216.9	23:22.121
11	1:40.545	39.122	33.117	28.306	233.8	24:56.610	11	1:46.383	40.387	35.667	30.329	216.9	25:08.504
12	1:44.188	39.212	36.072	28.904	239.5	26:40.798	12	1:44.033	40.170	34.537	29.326	229.3	26:52.537
13	1:42.183	39.540	33.739	28.904	234.8	28:22.981	13	2:02.255 B	41.091	40.170	40.994	198.2	28:54.792
14	1:41.288	39.485	33.196	28.607	235.8	30:04.269	237 Sten-Dorian PIRIMÄGI EST						
81 Erik ZABALA ESP							ALM MOTORSPORT Honda CIVIC FL 5 TCR						
TEAM CLAIRET SPORT Audi RS3 LMS TCR													
1	2:20.666	1:14.237	36.459	29.970	94.4	2:20.666	1	2:49.549	1:35.799	41.836	31.914	95.2	2:49.549
2	1:52.121 B	41.174	34.966	35.981	199.3	4:12.787	2	1:55.705 B	42.368	36.213	37.124	217.7	4:45.254
3	3:12.244	2:08.893	34.453	28.898	105.1	7:25.031	3	3:48.080	2:44.392	34.952	28.736	99.1	8:33.334
4	1:41.248	39.505	33.437	28.306	234.8	9:06.279	4	1:41.163	38.865	33.830	28.468	237.4	10:14.497
5	1:40.878	39.318	33.135	28.425	235.8	10:47.157	5	1:39.924	38.538	33.099	28.287	235.3	11:54.421
6	2:34.908 B	39.011	33.050	1:22.847	234.8	13:22.065	6	1:39.767	38.673	32.778	28.316	236.8	13:34.188
7	4:56.905	3:52.044	35.792	29.069	81.5	18:18.970	7	1:39.550	38.575	32.923	28.052	237.4	15:13.738
8	1:41.895	39.574	33.549	28.772	235.8	20:00.865	8	1:46.466 B	38.754	33.312	34.400	238.4	17:00.204
9	1:41.053	39.091	33.325	28.637	240.0	21:41.918	9	4:45.984	3:43.542	33.996	28.446	102.3	21:46.188
10	1:48.755 B	39.328	33.776	35.651	240.0	23:30.673	10	1:40.105	38.987	32.758	28.360	237.9	23:26.293
11	2:36.443 B	1:26.395	34.347	35.701	94.7	26:07.116	11	1:41.102	38.901	33.484	28.717	241.1	25:07.395
12	2:22.740	1:16.929	36.595	29.216	95.3	28:29.856	12	1:40.008	38.850	32.805	28.353	237.4	26:47.403
115 Luke SARGEANT GBR							237 Sten-Dorian PIRIMÄGI EST						
VANNIN MOTORSPORT Audi RS3 LMS TCR							ALM MOTORSPORT Honda CIVIC FL 5 TCR						
1	3:07.763	1:59.627	37.609	30.527	100.7	3:07.763	1	2:49.549	1:35.799	41.836	31.914	95.2	2:49.549
2	1:50.665	41.776	37.966	30.923	217.7	4:58.428	2	1:55.705 B	42.368	36.213	37.124	217.7	4:45.254
3	1:47.230	40.820	37.126	29.284	221.8	6:45.658	3	3:48.080	2:44.392	34.952	28.736	99.1	8:33.334
4	1:44.209	40.123	34.874	29.212	220.9	8:29.867	4	1:41.163	38.865	33.830	28.468	237.4	10:14.497
5	1:42.675	39.588	34.016	29.071	225.0	10:12.542	5	1:39.924	38.538	33.099	28.287	235.3	11:54.421
6	1:43.453	39.437	34.880	29.136	231.3	11:55.995	6	1:39.767	38.673	32.778	28.316	236.8	13:34.188
7	1:48.042 B	39.850	33.958	34.234	230.3	13:44.037	7	1:39.550	38.575	32.923	28.052	237.4	15:13.738
8	4:50.320	3:46.993	34.232	29.095	101.3	18:34.357	8	1:46.466 B	38.754	33.312	34.400	238.4	17:00.204
9	1:42.807	39.820	33.999	28.988	225.9	20:17.164	9	4:45.984	3:43.542	33.996	28.446	102.3	21:46.188
10	1:43.235	39.775	33.737	29.723	227.4	22:00.399	10	1:40.105	38.987	32.758	28.360	237.9	23:26.293
11	1:42.633	39.728	33.745	29.160	226.9	23:43.032	11	1:41.102	38.901	33.484	28.717	241.1	25:07.395
12	1:47.791 B	39.682	34.028	34.081	216.0	25:30.823	12	1:40.008	38.850	32.805	28.353	237.4	26:47.403



ROUND 1 - JARAMA
TCR SPAIN
Entrenamiento Libre 1
Weather Report



Track Status: **DRY**




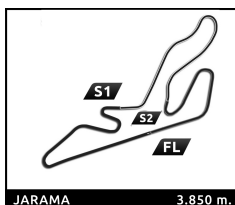
TCR SPAIN
ROUND 1 - JARAMA
Entrenamiento Libre 1

Race Director Report

Hour	Flag	Message
14:40:01		PIT LANE OPEN
14:46:39		CARS 72 AND 27 CHECK TRANSPONDER
14:52:40	YF	YELLOW FLAG AT TURN 10
14:53:17	GF	GREEN FLAG
15:07:06		TEAM MANAGER OF CARS 72 AND 27 REPORT TO THE STEWARDS AFTER THE SESSION
15:12:46		TEAM MANAGER AND DRIVER OF CAR 237 REPORT TO THE STEWARDS AFTER THE SESSION

Published at:

Race Director:	Timekeeper: Alberto ESTÉBANEZ 
-----------------------	----------------------------------------------------------------------------------------------------------------------------------



TCR SPAIN

ROUND 1 - JARAMA

Entrenamiento Libre 2

Classification

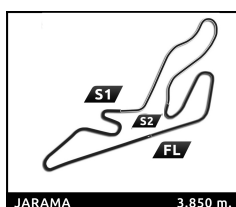
No	Driver	Nat	Team	Car	Cl.	Time	Lap Total	Gap	Kph
1	237 Sten-Dorian PIRIMÄGI	EST	ALM MOTORSPORT	Honda CIVIC FL 5 TCR	SPAIN	1:38.034	5 12	-	141.4
2	10 Viktor ANDERSSON(Jr)	SWE	MONLAU MOTORSPORT	Cupra Leon VZ TCR	SPAIN	1:38.218	13 13	+0.184	141.1
3	27 Manuel FERNANDES	PRT	SP COMPÉTITION	Cupra Leon VZ TCR	SPAIN	1:38.257	11 13	+0.223	141.1
4	73 Victor FERNANDEZ	ESP	AUTO CLUB RC2 VALLES	Honda CIVIC FL 5 TCR	SPAIN	1:38.527	8 10	+0.493	140.7
5	81 Erik ZABALA	ESP	TEAM CLAIRET SPORT	Audi RS3 LMS TCR	SPAIN	1:38.850	13 14	+0.816	140.2
6	72 Sandro PELATTI	ITA	SP COMPÉTITION	Cupra Leon VZ TCR	SPAIN	1:39.285	5 14	+1.251	139.6
7	115 Luke SARGEANT	GBR	VANNIN MOTORSPORT	Audi RS3 LMS TCR	SPAIN	1:39.844	14 14	+1.810	138.8
8	41 Rene POLVSEN	DNK	ALM MOTORSPORT	Honda CIVIC FL 5 TCR	SPAIN	1:40.221	5 12	+2.187	138.3
9	5 Demir ERÖGE	TUR	ALM MOTORSPORT	Honda CIVIC FL 5 TCR	SPAIN	1:40.699	6 14	+2.665	137.6
10	15 Alvaro RODRIGUEZ	ESP	<small>DRIVER'S ACADEMY COMPETICION</small>	Peugeot 308 Racing Cup	CUP	1:42.290	11 12	+4.256	135.5
11	131 Matheiu CASALONGA	FRA	TEAM CLAIRET SPORT	Audi RS3 LMS TCR	SPAIN	1:42.474	15 15	+4.440	135.3
12	11 Busian FONTAN	ESP	RX PRO RACING	Audi RS3 LMS TCR	SPAIN	1:42.885	6 12	+4.851	134.7
13	33 Samuel CHALIGNE	FRA	TEAM CLAIRET SPORT	Cupra Leon VZ TCR	SPAIN	1:43.201	15 15	+5.167	134.3
14	23 Miguel VILLACIEROS	ESP	CASAL COMPETICIÓN	Cupra TCR	CUP	1:44.179	9 13	+6.145	133.0
15	56 Samuel GOMEZ	ESP	RX PRO RACING	Peugeot 308 Racing Cup	CUP		3		

Fastest Lap: Lap 5 | Sten-Dorian PIRIMÄGI | 1:38.034 | 141.4 Kph

Published at:

Track Status: **DRY**

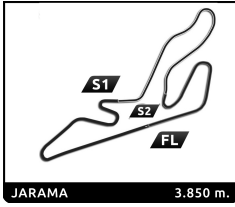
<p>Race Director:</p>	<p>Timekeeper: Alberto ESTÉBANEZ</p> 
------------------------------	---------------------------------------------------------------------------------------------------------------------------------------



TCR SPAIN ROUND 1 - JARAMA Entrenamiento Libre 2

Best Top Speed

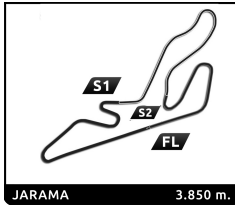
No Driver	Team	Class	Top 1		Top 2		Top 3		Top 4		Top 5		Avg	
			Kph	Lap	Kph	Lap	Kph	Lap	Kph	Lap	Kph	Lap		
10	Viktor ANDERSSON(Jr)	MONLAU MOTORSPORT	SPAIN	242.2	13	241.6	9	240.0	8	236.3	7	235.8	5	239,2
27	Manuel FERNANDES	SP COMPÉTITION	SPAIN	241.6	13	241.1	5	241.1	8	240.5	12	237.9	7	240,4
237	Sten-Dorian PIRIMÄGI	ALM MOTORSPORT	SPAIN	241.1	10	238.4	4	237.9	5	237.4	7	237.4	11	238,4
72	Sandro PELATTI	SP COMPÉTITION	SPAIN	240.0	6	240.0	5	238.9	12	238.4	14	238.4	13	239,1
81	Erik ZABALA	TEAM CLAIRET SPORT	SPAIN	240.0	7	238.9	13	238.4	12	236.8	11	233.8	6	237,6
5	Demir ERÖGE	ALM MOTORSPORT	SPAIN	239.5	6	239.5	5	239.5	12	238.9	9	237.9	14	239,1
41	Rene POLVSEN	ALM MOTORSPORT	SPAIN	237.4	12	237.4	8	236.8	6	236.8	5	236.3	11	236,9
73	Victor FERNANDEZ	AUTO CLUB RC2 VALLES	SPAIN	237.4	9	233.8	8	232.8	4	225.9	5	224.5	6	230,9
33	Samuel CHALIGNE	TEAM CLAIRET SPORT	SPAIN	235.8	14	233.3	10	232.3	13	231.8	9	229.8	7	232,6
115	Luke SARGEANT	VANNIN MOTORSPORT	SPAIN	235.8	14	235.3	4	234.3	3	232.8	13	231.3	12	233,9
131	Matheiu CASALONGA	TEAM CLAIRET SPORT	SPAIN	234.8	14	233.3	10	232.8	13	230.8	8	228.8	15	232,1
11	Busian FONTAN	RX PRO RACING	SPAIN	233.3	11	232.3	6	232.3	7	230.8	10	230.3	9	231,8
15	Alvaro RODRIGUEZ	DRIVER'S ACADEMY COMPETICION	CUP	224.5	12	224.5	11	223.6	10	223.6	5	223.6	6	224,0
23	Miguel VILLACIEROS	CASAL COMPETICIÓN	CUP	221.3	12	218.2	9	217.7	11	215.1	8	212.6	13	217,0
56	Samuel GOMEZ	RX PRO RACING	CUP	212.2	3	96.9	2	80.2	1					129,8



TCR SPAIN
ROUND 1 - JARAMA
Entrenamiento Libre 2

Best Sector Times

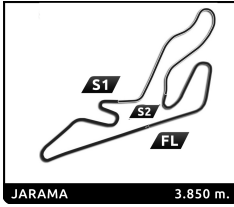
Sector 1			Sector 2			Sector 3			Ideal Lap	Best Lap
Pos	No Driver	Time	No Driver	Time	No Driver	Time	Pos	No Driver		
1	237 S.PIRIMÄGI	37.937	27 M.FERNANDES	32.210	10 V.ANDERSSON(Jr)	27.582	1	10 V.ANDERSSON(Jr)	1:37.956	1:38.218 (2)
2	10 V.ANDERSSON(Jr)	38.059	73 V.FERNANDEZ	32.302	73 V.FERNANDEZ	27.585	2	237 S.PIRIMÄGI	1:38.034	1:38.034 (1)
3	27 M.FERNANDES	38.277	10 V.ANDERSSON(Jr)	32.315	81 E.ZABALA	27.749	3	27 M.FERNANDES	1:38.257	1:38.257 (3)
4	72 S.PELATTI	38.322	237 S.PIRIMÄGI	32.317	27 M.FERNANDES	27.770	4	73 V.FERNANDEZ	1:38.468	1:38.527 (4)
5	81 E.ZABALA	38.368	81 E.ZABALA	32.445	237 S.PIRIMÄGI	27.780	5	81 E.ZABALA	1:38.562	1:38.850 (5)
6	41 R.POLVSEN	38.463	72 S.PELATTI	32.738	115 L.SARGEANT	27.915	6	72 S.PELATTI	1:39.134	1:39.285 (6)
7	73 V.FERNANDEZ	38.581	115 L.SARGEANT	32.930	72 S.PELATTI	28.074	7	115 L.SARGEANT	1:39.554	1:39.844 (7)
8	115 L.SARGEANT	38.709	41 R.POLVSEN	33.205	5 D.ERÖGE	28.243	8	41 R.POLVSEN	1:39.913	1:40.221 (8)
9	5 D.ERÖGE	38.782	5 D.ERÖGE	33.554	41 R.POLVSEN	28.245	9	5 D.ERÖGE	1:40.579	1:40.699 (9)
10	131 M.CASALONGA	39.587	15 A.RODRIGUEZ	33.719	131 M.CASALONGA	28.636	10	15 A.RODRIGUEZ	1:42.168	1:42.290 (10)
11	33 S.CHALIGNE	39.671	11 B.FONTAN	33.934	15 A.RODRIGUEZ	28.776	11	131 M.CASALONGA	1:42.297	1:42.474 (11)
12	15 A.RODRIGUEZ	39.673	131 M.CASALONGA	34.074	11 B.FONTAN	28.955	12	11 B.FONTAN	1:42.596	1:42.885 (12)
13	11 B.FONTAN	39.707	23 M.VILLACIEROS	34.453	33 S.CHALIGNE	29.004	13	33 S.CHALIGNE	1:43.162	1:43.201 (13)
14	23 M.VILLACIEROS	40.215	33 S.CHALIGNE	34.487	23 M.VILLACIEROS	29.339	14	23 M.VILLACIEROS	1:44.007	1:44.179 (14)
15	56 S.GOMEZ	42.732	56 S.GOMEZ	37.916	56 S.GOMEZ	31.561	15	56 S.GOMEZ	1:52.209	



TCR SPAIN
ROUND 1 - JARAMA
Entrenamiento Libre 2




Fastest Lap Sequence

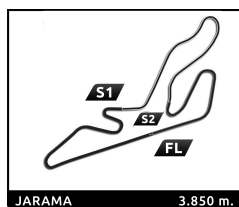
Elapsed	No	Driver	Team	Car	Class	Time	Kph	Lap
4:11.723	81	Erik ZABALA	TEAM CLAIRET SPORT	Audi RS3 LMS TCR	SPAIN	1:50.872	125.0	2
5:07.299	115	Luke SARGEANT	VANNIN MOTORSPORT	Audi RS3 LMS TCR	SPAIN	1:44.958	132.1	2
6:48.341	115	Luke SARGEANT	VANNIN MOTORSPORT	Audi RS3 LMS TCR	SPAIN	1:41.042	137.2	3
8:28.418	115	Luke SARGEANT	VANNIN MOTORSPORT	Audi RS3 LMS TCR	SPAIN	1:40.077	138.5	4
9:21.955	237	Sten-Dorian PIRIMÄGI	ALM MOTORSPORT	Honda CIVIC FL 5 TCR	SPAIN	1:38.797	140.3	4
10:59.989	237	Sten-Dorian PIRIMÄGI	ALM MOTORSPORT	Honda CIVIC FL 5 TCR	SPAIN	1:38.034	141.4	5



TCR SPAIN
ROUND 1 - JARAMA
Entrenamiento Libre 2

Flag Analysis

	Flag	Time
	GREEN FLAG	11:33:00.000
	GREEN FLAG	11:33:01.850
	CHEQUERED FLAG	12:03:00.000

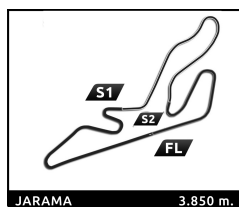


TCR SPAIN ROUND 1 - JARAMA Entrenamiento Libre 2

Sector Analysis

— Invalidated Lap ■ Personal Best ■ Session Best ■ Crossing the pit lane

Lap	Time	Sector 1	Sector 2	Sector 3	T.Sp	Elapsed	Lap	Time	Sector 1	Sector 2	Sector 3	T.Sp	Elapsed		
5	Demir ERÖGE	TUR						7	1:54.113	40.690	35.366	38.057	222.2	17:37.497	
	ALM MOTORSPORT	Honda CIVIC FL 5 TCR						8	2:02.273 B	40.812	34.468	46.993	221.8	19:39.770	
1	2:39.031	1:24.299	41.403	33.329	89.2	2:39.031	9	6:45.788	5:39.508	36.557	29.723	68.4	26:25.558		
2	1:58.285 B	42.842	36.780	38.663	198.2	4:37.316	10	1:43.436	39.747	34.733	28.956	223.6	28:08.994		
3	4:00.701	2:53.980	36.629	30.092	101.3	8:38.017	11	1:42.290	39.701	33.813	28.776	224.5	29:51.284		
4	1:43.511	39.972	34.501	29.038	232.8	10:21.528	12	1:42.367	39.673	33.719	28.975	224.5	31:33.651		
5	1:42.587	39.043	33.967	29.577	239.5	12:04.115									
6	1:40.699	38.902	33.554	28.243	239.5	13:44.814									
7	1:41.519	39.022	33.801	28.696	237.9	15:26.333									
8	1:41.268	39.148	33.622	28.498	236.3	17:07.601									
9	1:41.224	38.782	33.709	28.733	238.9	18:48.825									
10	1:59.014 B	39.242	39.167	40.605	234.8	20:47.839									
11	3:57.266	2:54.055	34.423	28.788	98.3	24:45.105									
12	1:54.504 B	39.074	38.390	37.040	239.5	26:39.609									
13	2:35.014	1:24.037	41.579	29.398	97.7	29:14.623									
14	1:48.580	42.589	36.534	29.457	237.9	31:03.203									
10	Viktor ANDERSSON(Jr)	SWE						23	Miguel VILLACIEROS	ESP					
	MONLAU MOTORSPORT	Cupra Leon VZ TCR							CASAL COMPETICIÓN	Cupra TCR					
1	2:22.379	1:08.823	41.954	31.602	75.2	2:22.379	1	4:06.391	2:47.893	44.036	34.462	84.8	4:06.391		
2	1:51.111	43.199	37.443	30.469	182.4	4:13.490	2	2:04.601	50.199	42.356	32.046	145.9	6:10.992		
3	2:11.771 B	46.809	43.861	41.101	183.7	6:25.261	3	2:01.410	46.516	41.288	33.606	172.5	8:12.402		
4	3:54.853	2:50.042	36.367	28.444	99.7	10:20.114	4	1:55.308	45.833	37.103	32.372	166.9	10:07.710		
5	1:40.491	38.557	34.016	27.918	235.8	12:00.605	5	1:50.993	44.933	36.141	29.919	199.3	11:58.703		
6	1:40.924	39.921	33.025	27.978	225.5	13:41.529	6	2:01.482 B	41.372	39.049	41.061	203.8	14:00.185		
7	1:41.271	38.563	34.505	28.203	236.3	15:22.800	7	6:28.814	5:23.108	35.821	29.885	101.7	20:28.999		
8	1:38.956	38.316	32.813	27.827	240.0	17:01.756	8	1:44.743	40.642	34.459	29.642	215.1	22:13.742		
9	1:49.399 B	38.842	35.098	35.459	241.6	18:51.155	9	1:44.179	40.215	34.625	29.339	218.2	23:57.921		
10	2:22.539 B	1:12.318	34.302	35.919	103.3	21:13.694	10	1:44.473	40.548	34.553	29.372	211.8	25:42.394		
11	5:38.334	4:29.357	39.657	29.320	84.0	26:52.028	11	1:44.533	40.625	34.566	29.342	217.7	27:26.927		
12	1:38.343	38.446	32.315	27.582	235.8	28:30.371	12	1:44.220	40.400	34.453	29.367	221.3	29:11.147		
13	1:38.218	38.059	32.372	27.787	242.2	30:08.589	13	1:45.084	40.555	35.087	29.442	212.6	30:56.231		
11	Busian FONTAN	ESP						27	Manuel FERNANDES	PRT					
	RX PRO RACING	Audi RS3 LMS TCR							SP COMPÉTITION	Cupra Leon VZ TCR					
1	2:50.508	1:37.180	41.219	32.109	95.9	2:50.508	1	2:34.357	1:15.174	43.790	35.393	78.7	2:34.357		
2	1:58.292 B	43.521	37.470	37.301	220.4	4:48.800	2	1:57.331 B	44.148	37.043	36.140	173.6	4:31.688		
3	4:59.729	3:53.725	35.831	30.173	122.4	9:48.529	3	4:14.386	3:07.142	37.202	30.042	93.2	8:46.074		
4	1:47.413	43.282	34.653	29.478	219.1	11:35.942	4	1:40.960	39.403	33.262	28.295	230.3	10:27.034		
5	1:43.816	40.213	34.648	28.955	228.3	13:19.758	5	1:39.213	38.495	32.753	27.965	241.1	12:06.247		
6	1:42.885	39.952	33.934	28.999	232.3	15:02.643	6	2:00.330	39.937	50.713	29.680	237.4	14:06.577		
7	1:50.832 B	40.160	34.248	36.424	232.3	16:53.475	7	1:39.654	38.766	32.830	28.058	237.9	15:46.231		
8	3:59.418	2:54.729	35.015	29.674	116.3	20:52.893	8	1:40.281	38.757	33.334	28.190	241.1	17:26.512		
9	1:43.800	40.316	34.256	29.228	230.3	22:36.693	9	1:48.560 B	39.996	33.388	35.176	205.3	19:15.072		
10	1:43.375	40.078	34.014	29.283	230.8	24:20.068	10	5:02.197	3:53.789	37.132	31.276	99.2	24:17.269		
11	1:49.290 B	39.707	34.198	35.385	233.3	26:09.358	11	1:38.257	38.277	32.210	27.770	236.8	25:55.526		
12	4:04.186	2:54.483	39.689	30.014	91.9	30:13.544	12	1:38.862	38.537	32.450	27.875	240.5	27:34.388		
							13	1:58.661	38.521	47.473	32.667	241.6	29:33.049		
15	Alvaro RODRIGUEZ	ESP						33	Samuel CHALIGNE	FRA					
	DRIVER'S ACADEMY COMPETICION	Peugeot 308 Racing Cup							TEAM CLAIRET SPORT	Cupra Leon VZ TCR					
1	4:50.437	3:31.125	43.971	35.341	68.8	4:50.437	1	2:28.502	1:13.871	41.523	33.108	74.0	2:28.502		
2	2:01.058	49.315	40.827	30.916	130.4	6:51.495	2	1:54.409	43.127	40.087	31.195	193.5	4:22.911		
3	2:27.903 B	41.872	50.283	55.748	193.5	9:19.398	3	1:55.531 B	41.257	36.718	37.556	221.3	6:18.442		
4	2:54.569	1:46.808	35.278	32.483	93.6	12:13.967	4	3:58.390	2:51.881	36.053	30.456	109.3	10:16.832		
5	1:44.590	40.517	34.502	29.571	223.6	13:58.557	5	1:47.106	41.065	36.273	29.768	226.9	12:03.938		
6	1:44.827	40.562	34.657	29.608	223.6	15:43.384	6	1:46.158	40.845	35.521	29.792	216.9	13:50.096		
							7	1:45.027	40.319	35.173	29.535	229.8	15:35.123		
							8	1:45.445	41.005	35.257	29.183	226.9	17:20.568		
							9	1:44.742	40.263	35.120	29.359	231.8	19:05.310		
							10	2:03.818 B	40.661	36.610	46.547	233.3	21:09.128		
							11	3:19.993	2:11.330	36.788	31.875	103.4	24:29.121		
							12	1:45.514	40.569	35.748	29.197	225.9	26:14.635		
							13	1:44.473	40.234	34.944	29.295	232.3	27:59.108		
							14	1:43.688	39.771	34.913	29.004	235.8	29:42.796		
							15	1:43.201	39.671	34.487	29.043	226.4	31:25.997		

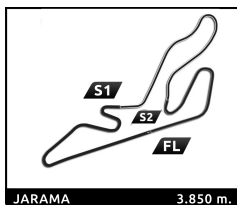


TCR SPAIN ROUND 1 - JARAMA Entrenamiento Libre 2

Sector Analysis

— Invalidated Lap ■ Personal Best ■ Session Best B Crossing the pit lane

Lap	Time	Sector 1	Sector 2	Sector 3	T.Sp	Elapsed	Lap	Time	Sector 1	Sector 2	Sector 3	T.Sp	Elapsed
41	Rene POLVSEN												
	ALM MOTORSPORT					Honda CIVIC FL 5 TCR							
1	2:32.432	1:20.447	39.413	32.572	102.5	2:32.432	4	3:34.903	2:31.198	34.345	29.360	100.2	9:49.445
2	1:55.505 B	40.605	38.060	36.840	226.4	4:27.937	5	1:43.312	41.218	33.567	28.527	197.8	11:32.757
3	4:39.193	3:34.667	35.102	29.424	100.6	9:07.130	6	1:40.781	39.308	33.140	28.333	233.8	13:13.538
4	1:41.048	38.846	33.836	28.366	234.8	10:48.178	7	1:41.648	39.810	33.268	28.570	240.0	14:55.186
5	1:40.221	38.463	33.513	28.245	236.8	12:28.399	8	1:41.459	39.512	33.245	28.702	228.8	16:36.645
6	1:50.410	42.034	39.610	28.766	236.8	14:18.809	9	1:52.538 B	40.223	35.224	37.091	231.8	18:29.183
7	1:40.827	38.912	33.566	28.349	234.3	15:59.636	10	3:07.268	2:03.959	35.118	28.191	82.6	21:36.451
8	1:40.805	38.670	33.513	28.622	237.4	17:40.441	11	1:38.918	38.485	32.634	27.799	236.8	23:15.369
9	1:51.102 B	39.560	35.512	36.030	203.4	19:31.543	12	1:39.176	38.982	32.445	27.749	238.4	24:54.545
10	6:20.405	5:12.345	39.068	28.992	101.6	25:51.948	13	1:38.850	38.368	32.475	28.007	238.9	26:33.395
11	1:40.583	39.042	33.205	28.336	236.3	27:32.531	14	1:53.791 B	40.761	36.240	36.790	194.6	28:27.186
12	1:45.313	40.147	35.828	29.338	237.4	29:17.844							
56	Samuel GOMEZ												
	RX PRO RACING					Peugeot 308 Racing Cup							
1	3:19.427 B	1:36.756	52.404	50.267	80.2	3:19.427							
2	20:29.484	...	37.916	31.561	96.9	23:48.911							
3	2:03.391 B	42.732	38.702	41.957	212.2	25:52.302							
72	Sandro PELATTI												
	SP COMPÉTITION					Cupra Leon VZ TCR							
1	2:31.302	1:22.488	38.242	30.572	110.5	2:31.302							
2	1:54.314 B	40.825	37.574	35.915	219.5	4:25.616							
3	3:43.510	2:40.818	34.198	28.494	113.8	8:09.126							
4	1:40.492	38.618	33.232	28.642	238.4	9:49.618							
5	1:39.285	38.322	32.876	28.087	240.0	11:28.903							
6	1:39.443	38.545	32.738	28.160	240.0	13:08.346							
7	1:41.680	38.616	34.259	28.805	236.8	14:50.026							
8	1:53.212 B	40.812	34.328	38.072	236.3	16:43.238							
9	4:24.650	3:21.876	34.374	28.400	106.9	21:07.888							
10	1:39.548	38.451	32.825	28.272	234.8	22:47.436							
11	1:39.884	38.523	33.105	28.256	238.4	24:27.320							
12	1:44.010	38.933	37.003	28.074	238.9	26:11.330							
13	1:39.737	38.351	33.011	28.375	238.4	27:51.067							
14	1:50.885 B	38.926	35.840	36.119	238.4	29:41.952							
73	Victor FERNANDEZ												
	AUTO CLUB RC2 VALLES					Honda CIVIC FL 5 TCR							
1	2:21.374 B	1:03.171	37.474	40.729	102.3	2:21.374							
2	3:52.063	2:47.410	35.008	29.645	93.3	6:13.437							
3	1:41.786	40.116	33.014	28.656	223.1	7:55.223							
4	2:10.234	1:04.525	36.541	29.168	232.8	10:05.457							
5	1:41.081	39.367	33.015	28.699	225.9	11:46.538							
6	1:51.538 B	39.327	32.872	39.339	224.5	13:38.076							
7	3:56.514	2:51.111	36.113	29.290	87.2	17:34.590							
8	1:38.527	38.640	32.302	27.585	233.8	19:13.117							
9	1:53.230 B	38.581	32.776	41.873	237.4	21:06.347							
10	3:06.794 B	1:36.670	46.215	43.909	99.5	24:13.141							
81	Erik ZABALA												
	TEAM CLAIRET SPORT					Audi RS3 LMS TCR							
1	2:20.851	1:09.984	39.525	31.342	72.4	2:20.851							
2	1:50.872	43.772	35.891	31.209	148.1	4:11.723							
3	2:02.819 B	40.341	41.797	40.681	212.6	6:14.542							
115	Luke SARGEANT												
	VANNIN MOTORSPORT					Audi RS3 LMS TCR							
1	3:22.341	2:14.201	37.064	31.076	100.3	3:22.341							
2	1:44.958	41.246	34.850	28.862	219.1	5:07.299							
3	1:41.042	39.242	33.560	28.240	234.3	6:48.341							
4	1:40.077	38.709	33.087	28.281	235.3	8:28.418							
5	1:41.155	38.926	33.892	28.337	229.8	10:09.573							
6	1:45.846 B	39.000	33.434	33.412	225.0	11:55.419							
7	3:39.909	2:37.414	33.495	29.000	106.1	15:35.328							
8	1:41.156	39.362	33.454	28.340	227.8	17:16.484							
9	1:40.696	39.077	33.171	28.448	231.3	18:57.180							
10	1:49.484 B	39.349	33.542	36.593	211.8	20:46.664							
11	4:01.769	2:56.622	35.924	29.223	97.9	24:48.433							
12	1:39.906	38.835	33.156	27.915	231.3	26:28.339							
13	1:46.704	38.880	38.556	29.268	232.8	28:15.043							
14	1:39.844	38.741	32.930	28.173	235.8	29:54.887							
131	Matheiu CASALONGA												
	TEAM CLAIRET SPORT					Audi RS3 LMS TCR							
1	2:35.149	1:17.322	43.851	33.976	96.4	2:35.149							
2	2:05.269 B	45.073	37.639	42.557	172.2	4:40.418							
3	3:44.372	2:39.036	35.344	29.992	115.4	8:24.790							
4	1:46.561	40.846	36.612	29.103	210.5	10:11.351							
5	1:43.298	39.870	34.556	28.872	213.4	11:54.649							
6	1:44.069	39.961	34.694	29.414	220.9	13:38.718							
7	1:45.587	40.300	36.448	28.839	225.0	15:24.305							
8	1:44.269	39.946	34.415	29.908	230.8	17:08.574							
9	1:42.964	39.807	34.351	28.806	224.1	18:51.538							
10	1:53.596 B	39.980	35.449	38.167	233.3	20:45.134							
11	2:51.432 B	1:35.782	36.692	38.958	91.8	23:36.566							
12	2:36.460	1:31.883	35.659	28.918	59.5	26:13.026							
13	1:42.878	40.074	34.074	28.730	232.8	27:55.904							
14	1:42.739	39.587	34.516	28.636	234.8	29:38.643							
15	1:42.474	39.631	34.083	28.760	228.8	31:21.117							
237	Sten-Dorian PIRIMÄGI												
	ALM MOTORSPORT					Honda CIVIC FL 5 TCR							
1	2:26.460	1:15.623	40.366	30.471	96.1	2:26.460							
2	1:50.258 B	40.373	34.542	35.343	219.5	4:16.718							
3	3:26.440	2:24.236	33.593	28.611	107.9	7:43.158							
4	1:38.797	38.349	32.538	27.910	238.4	9:21.955							
5	1:38.034	37.937	32.317	27.780	237.9	10:59.989							
6	1:38.202	38.044	32.341	27.817	232.3	12:38.191							
7	1:45.199 B	38.330	32.905	33.964	237.4	14:23.390							
8	3:27.089	2:25.886	33.113	28.090	98.8	17:50.479							

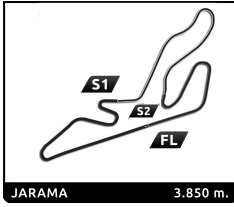


TCR SPAIN
ROUND 1 - JARAMA
Entrenamiento Libre 2

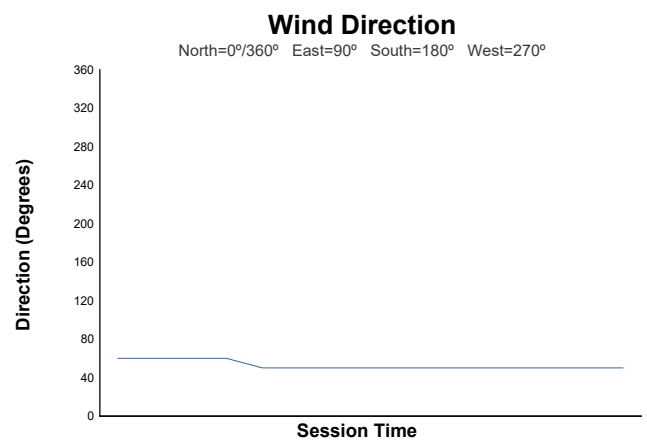
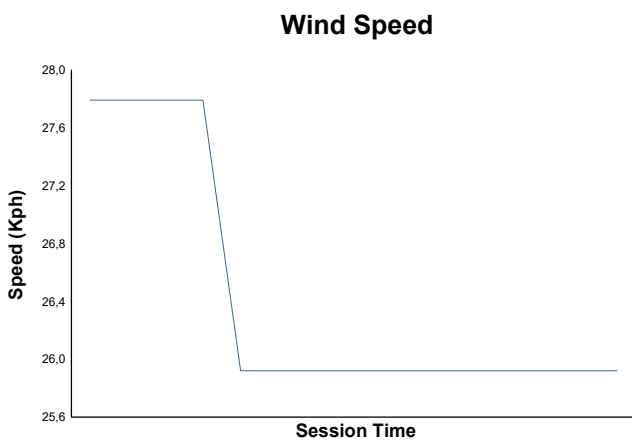
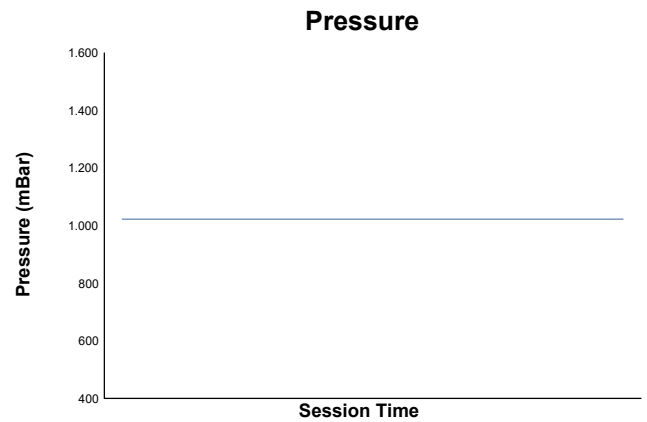
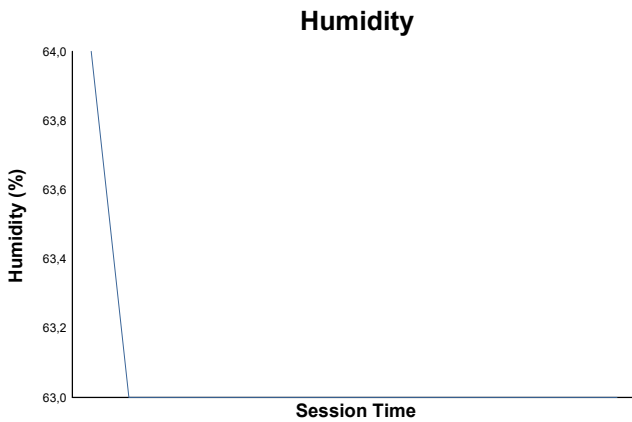
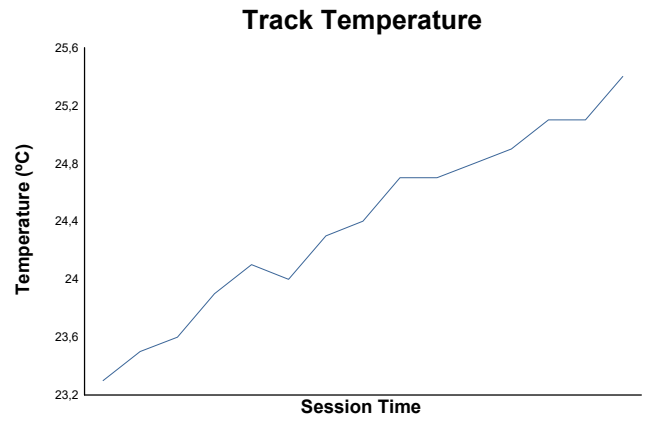
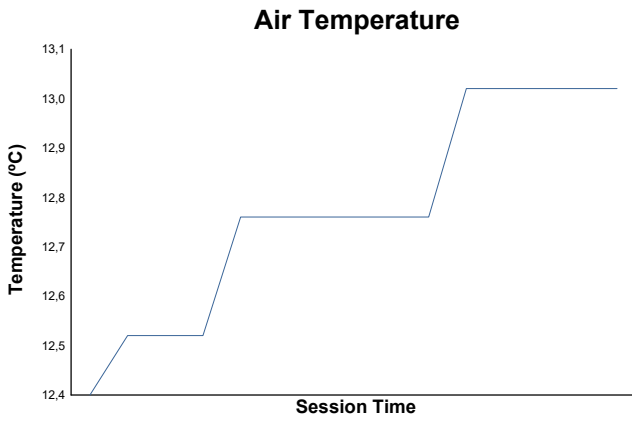
Sector Analysis

— Invalidated Lap ■ Personal Best ■ Session Best **B** Crossing the pit lane

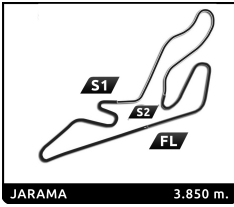
Lap	Time	Sector 1	Sector 2	Sector 3	T.Spd	Elapsed	Lap	Time	Sector 1	Sector 2	Sector 3	T.Spd	Elapsed
9	1:39.295	38.672	32.508	28.115	231.3	19:29.774							
10	1:39.164	38.431	32.454	28.279	241.1	21:08.938							
11	1:48.047 B	38.553	33.632	35.862	237.4	22:56.985							
12	2:36.437 B	1:11.754	40.856	43.827	99.3	25:33.422							



ROUND 1 - JARAMA
TCR SPAIN
Entrenamiento Libre 2
Weather Report




Track Status: **DRY**

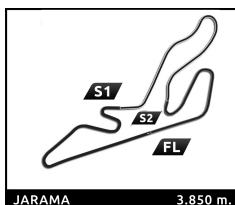


TCR SPAIN
ROUND 1 - JARAMA
Entrenamiento Libre 2
Race Director Report

Hour	Flag	Message
11:28:02		PITLANE OPEN AT 11:33 TBC
11:30:47		PITLANE OPEN AT 11:33 CONFIRMED
11:33:01	GF	GREEN FLAG
12:06:17		TEAM MANAGER AND DRIVER OF CAR 72 REPORT TO THE STEWARDS

Published at:

Race Director:	Timekeeper: Alberto ESTEBANEZ 
-----------------------	----------------------------------------------------------------------------------------------------------------------------------



TCR SPAIN

ROUND 1 - JARAMA

Entrenamiento Clasificatorio 1

Final Classification

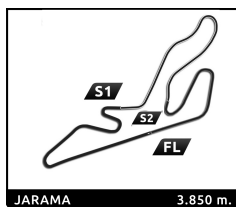
No	Driver	Nat	Team	Car	Cl.	Time	Lap Total	Gap	Kph
1	237 Sten-Dorian PIRIMÁGI	EST	ALM MOTORSPORT	Honda CIVIC FL 5 TCR	SPAIN	1:38.045	6 8	-	- 141.4
2	10 Viktor ANDERSSON	SWE	MONLAU MOTORSPORT	Cupra Leon VZ TCR	SPAIN	1:38.935	6 9	+0.890	+0.890 140.1
3	73 Victor FERNANDEZ(M)	ESP	AUTO CLUB RC2 VALLES	Honda CIVIC FL 5 TCR	SPAIN	1:38.982	7 8	+0.937	+0.047 140.0
4	27 Manuel FERNANDES	PRT	SP COMPÉTITION	Cupra Leon VZ TCR	SPAIN	1:39.197	5 8	+1.152	+0.215 139.7
5	81 Erik ZABALA	ESP	TEAM CLAIRET SPORT	Audi RS3 LMS TCR	SPAIN	1:39.271	4 10	+1.226	+0.074 139.6
6	11 Busian FONTAN	ESP	RX PRO RACING	Audi RS3 LMS TCR	SPAIN	1:39.772	5 9	+1.727	+0.501 138.9
7	72 Sandro PELATTI(M)	ITA	SP COMPÉTITION	Cupra Leon VZ TCR	SPAIN	1:39.810	6 8	+1.765	+0.038 138.9
8	41 Rene POLVSEN(M)	DNK	ALM MOTORSPORT	Honda CIVIC FL 5 TCR	SPAIN	1:40.168	5 7	+2.123	+0.358 138.4
9	115 Luke SARGEANT	GBR	VANNIN MOTORSPORT	Audi RS3 LMS TCR	SPAIN	1:40.252	10 10	+2.207	+0.084 138.3
10	131 Matheiu CASALONGA(M)	FRA	TEAM CLAIRET SPORT	Audi RS3 LMS TCR	SPAIN	1:40.869	7 10	+2.824	+0.617 137.4
11	5 Demir ERÖGE(M)	TUR	ALM MOTORSPORT	Honda CIVIC FL 5 TCR	SPAIN	1:41.122	8 9	+3.077	+0.253 137.1
12	15 Alvaro RODRIGUEZ(M)	ESP	DRIVER'S ACADEMY COMPETITION	Peugeot 308 Racing Cup	CUP	1:41.801	3 5	+3.756	+0.679 136.1
13	33 Samuel CHALIGNE(M)	FRA	TEAM CLAIRET SPORT	Cupra Leon VZ TCR	SPAIN	1:43.358	9 10	+5.313	+1.557 134.1
14	23 Miguel VILLACIEROS	ESP	CASAL COMPETICIÓN	Cupra TCR	CUP	1:43.615	5 9	+5.570	+0.257 133.8
15	56 Samuel GOMEZ(M)	ESP	RX PRO RACING	Peugeot 308 Racing Cup	CUP	1:44.264	11 11	+6.219	+0.649 132.9

Fastest Lap: Lap 6 | Sten-Dorian PIRIMÁGI | 1:38.045 | 141.4 Kph

Published at:

Track Status: **DRY**

	<p>Timekeeper: Alberto ESTÉBANEZ</p> 
--	---------------------------------------------------------------------------------------------------------------------------------------

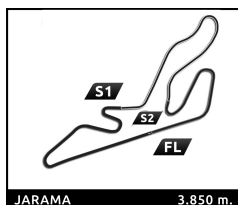


TCR SPAIN ROUND 1 - JARAMA

Entrenamiento Clasificatorio 1

Best Top Speed

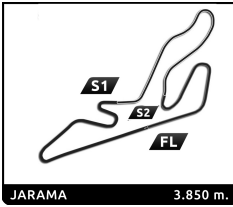
No Driver	Team	Class	Top 1		Top 2		Top 3		Top 4		Top 5		Avg	
			Kph	Lap	Kph	Lap	Kph	Lap	Kph	Lap	Kph	Lap		
10	Viktor ANDERSSON	MONLAU MOTORSPORT	SPAIN	243.2	5	242.7	7	241.6	4	240.0	9	239.5	6	241,4
237	Sten-Dorian PIRIMÄGI	ALM MOTORSPORT	SPAIN	242.7	7	241.6	6	241.1	4	240.0	3	228.3	2	238,7
27	Manuel FERNANDES	SP COMPÉTITION	SPAIN	241.6	5	241.6	7	240.0	4	239.5	6	189.5	2	230,4
41	Rene POLVSEN(M)	ALM MOTORSPORT	SPAIN	241.1	6	241.1	7	239.5	4	238.9	5	234.3	2	239,0
72	Sandro PELATTI(M)	SP COMPÉTITION	SPAIN	241.1	7	240.5	5	240.5	6	237.9	4	233.3	2	238,7
73	Victor FERNANDEZ(M)	AUTO CLUB RC2 VALLES	SPAIN	239.5	6	238.4	7	236.8	5	234.8	4	220.9	2	234,1
131	Matheiu CASALONGA(M)	TEAM CLAIRET SPORT	SPAIN	239.5	8	238.4	10	236.3	7	235.8	6	232.3	9	236,5
11	Busian FONTAN	RX PRO RACING	SPAIN	238.9	9	238.4	6	238.4	8	236.8	5	234.8	4	237,5
115	Luke SARGEANT	VANNIN MOTORSPORT	SPAIN	238.9	8	238.9	5	237.4	4	234.8	3	234.3	9	236,9
5	Demir ERÖĞE(M)	ALM MOTORSPORT	SPAIN	237.9	5	237.4	8	236.8	6	236.3	4	232.8	3	236,2
81	Erik ZABALA	TEAM CLAIRET SPORT	SPAIN	235.8	5	234.3	3	232.3	4	201.5	7	201.5	8	221,1
33	Samuel CHALIGNE(M)	TEAM CLAIRET SPORT	SPAIN	234.8	10	234.3	9	231.8	4	225.9	5	222.7	8	229,9
15	Alvaro RODRIGUEZ(M)	DRIVER'S ACADEMY COMPETICION	CUP	227.8	3	225.0	4	222.2	2	200.7	5	88.0	1	192,7
56	Samuel GOMEZ(M)	RX PRO RACING	CUP	222.7	8	220.9	9	219.5	11	219.5	5	218.2	6	220,2
23	Miguel VILLACIEROS	CASAL COMPETICIÓN	CUP	219.1	7	218.6	4	218.2	5	215.6	8	187.5	2	211,8



TCR SPAIN ROUND 1 - JARAMA Entrenamiento Clasificatorio 1

Best Sector Times

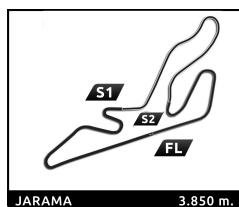
Sector 1			Sector 2			Sector 3			Ideal Lap	Best Lap	
Pos	No Driver	Time	No Driver	Time	No Driver	Time	Pos	No Driver			
1	10 V.ANDERSSON	37.908	237 S.PIRIMÄGI	32.091	73 V.FERNANDEZ(M)	27.804	1	237 S.PIRIMÄGI	1:38.045	1:38.045	(1)
2	237 S.PIRIMÄGI	38.062	81 E.ZABALA	32.584	10 V.ANDERSSON	27.860	2	10 V.ANDERSSON	1:38.373	1:38.935	(2)
3	41 R.POLVSEN(M)	38.461	27 M.FERNANDES	32.596	237 S.PIRIMÄGI	27.892	3	73 V.FERNANDEZ(M)	1:38.904	1:38.982	(3)
4	73 V.FERNANDEZ(M)	38.461	10 V.ANDERSSON	32.605	27 M.FERNANDES	27.951	4	27 M.FERNANDES	1:39.017	1:39.197	(4)
5	27 M.FERNANDES	38.470	73 V.FERNANDEZ(M)	32.639	81 E.ZABALA	27.962	5	81 E.ZABALA	1:39.155	1:39.271	(5)
6	11 B.FONTAN	38.526	72 S.PELATTI(M)	32.933	115 L.SARGEANT	28.080	6	11 B.FONTAN	1:39.627	1:39.772	(6)
7	81 E.ZABALA	38.609	11 B.FONTAN	32.952	72 S.PELATTI(M)	28.092	7	72 S.PELATTI(M)	1:39.779	1:39.810	(7)
8	115 L.SARGEANT	38.744	131 M.CASALONGA(M)	33.017	11 B.FONTAN	28.149	8	115 L.SARGEANT	1:39.883	1:40.252	(9)
9	72 S.PELATTI(M)	38.754	115 L.SARGEANT	33.059	41 R.POLVSEN(M)	28.220	9	41 R.POLVSEN(M)	1:39.913	1:40.168	(8)
10	5 D.ERÖGE(M)	38.956	41 R.POLVSEN(M)	33.232	5 D.ERÖGE(M)	28.429	10	131 M.CASALONGA(M)	1:40.681	1:40.869	(10)
11	131 M.CASALONGA(M)	38.990	5 D.ERÖGE(M)	33.400	15 A.RODRIGUEZ(M)	28.626	11	5 D.ERÖGE(M)	1:40.785	1:41.122	(11)
12	15 A.RODRIGUEZ(M)	39.415	15 A.RODRIGUEZ(M)	33.695	131 M.CASALONGA(M)	28.674	12	15 A.RODRIGUEZ(M)	1:41.736	1:41.801	(12)
13	33 S.CHALIGNE(M)	39.622	23 M.VILLACIEROS	34.320	23 M.VILLACIEROS	28.947	13	23 M.VILLACIEROS	1:43.320	1:43.615	(14)
14	56 S.GOMEZ(M)	40.006	56 S.GOMEZ(M)	34.699	33 S.CHALIGNE(M)	29.031	14	33 S.CHALIGNE(M)	1:43.358	1:43.358	(13)
15	23 M.VILLACIEROS	40.053	33 S.CHALIGNE(M)	34.705	56 S.GOMEZ(M)	29.216	15	56 S.GOMEZ(M)	1:43.921	1:44.264	(15)



TCR SPAIN
ROUND 1 - JARAMA
Entrenamiento Clasificatorio 1

Fastest Lap Sequence

Elapsed	No	Driver	Team	Car	Class	Time	Kph	Lap
4:17.206	131	Matheiu CASALONGA(M)	TEAM CLAIRET SPORT	Audi RS3 LMS TCR	SPAIN	1:54.737	120.8	2
4:21.755	15	Alvaro RODRIGUEZ(M)	DRIVER'S ACADEMY COMPETICION	Peugeot 308 Racing Cup	CUP	1:42.522	135.2	2
4:45.147	237	Sten-Dorian PIRIMÄGI	ALM MOTORSPORT	Honda CIVIC FL 5 TCR	SPAIN	1:40.108	138.5	2
6:23.893	237	Sten-Dorian PIRIMÄGI	ALM MOTORSPORT	Honda CIVIC FL 5 TCR	SPAIN	1:38.746	140.4	3
15:45.184	237	Sten-Dorian PIRIMÄGI	ALM MOTORSPORT	Honda CIVIC FL 5 TCR	SPAIN	1:38.045	141.4	6

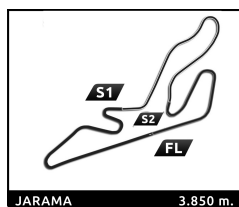


TCR SPAIN ROUND 1 - JARAMA Entrenamiento Clasificatorio 1

Sector Analysis

— Invalidated Lap ■ Personal Best ■ Session Best B Crossing the pit lane

Lap	Time	Sector 1	Sector 2	Sector 3	T.Sp	Elapsed	Lap	Time	Sector 1	Sector 2	Sector 3	T.Sp	Elapsed								
5	Demir ERÖGE(M)						TUR	27	Manuel FERNANDES						PRT						
ALM MOTORSPORT							SP COMPÉTITION							Cupra Leon VZ TCR							
Honda CIVIC FL 5 TCR																					
1	2:56.194	B	1:33.782	42.142	40.270	93.0	2:56.194	1	2:26.328	1:17.521	38.477	30.330	102.5	2:26.328							
2	3:43.778		2:36.772	37.279	29.727	101.5	6:39.972	2	1:56.971	B	42.490	36.705	37.776	189.5	4:23.299						
3	1:42.985		39.634	34.629	28.722	232.8	8:22.957	3	3:30.441	2:22.361	39.709	28.371	115.4	7:53.740							
4	1:41.668		38.956	33.933	28.779	236.3	10:04.625	4	1:39.529		38.821	32.757	27.951	240.0	9:33.269						
5	1:41.235		39.052	33.754	28.429	237.9	11:45.860	5	1:39.197		38.470	32.699	28.028	241.6	11:12.466						
6	1:51.826	B	39.614	35.982	36.230	236.8	13:37.686	6	1:39.348		38.633	32.596	28.119	239.5	12:51.814						
7	3:21.355		2:18.198	34.310	28.847	100.3	16:59.041	7	1:47.287	B	38.635	32.864	35.788	241.6	14:39.101						
8	1:41.122		39.002	33.467	28.653	237.4	18:40.163	8	4:41.347	B	3:23.326	40.685	37.336	105.0	19:20.448						
9	1:49.736	B	40.855	33.400	35.481	207.3	20:29.899														
10	Viktor ANDERSSON						SWE	33	Samuel CHALIGNE(M)						FRA						
MONLAU MOTORSPORT							TEAM CLAIRET SPORT							Cupra Leon VZ TCR							
Cupra Leon VZ TCR																					
1	2:09.937		1:03.629	36.570	29.738	90.2	2:09.937	1	2:21.801		1:09.132	40.583	32.086	105.2	2:21.801						
2	1:54.452	B	42.003	35.618	36.831	180.0	4:04.389	2	1:58.591	B	42.307	38.294	37.990	205.7	4:20.392						
3	3:35.919		2:22.721	44.701	28.497	96.9	7:40.308	3	3:10.721	2:01.603	37.248	31.870	110.4	7:31.113							
4	1:39.654		38.226	33.089	28.339	241.6	9:19.962	4	1:45.508		40.429	35.577	29.502	231.8	9:16.621						
5	1:41.769		38.133	34.480	29.156	243.2	11:01.731	5	1:45.089		40.199	35.265	29.625	225.9	11:01.710						
6	1:38.935		38.349	32.726	27.860	239.5	12:40.666	6	1:53.343	B	40.359	35.113	37.871	219.5	12:55.053						
7	1:48.181	B	38.243	32.981	36.957	242.7	14:28.847	7	3:01.912	1:55.521	36.610	29.781	109.4	15:56.965							
8	5:30.864		4:28.690	33.711	28.463	91.1	19:59.711	8	1:44.510		39.996	35.225	29.289	222.7	17:41.475						
9	1:48.719	B	37.908	32.605	38.206	240.0	21:48.430	9	1:43.358		39.622	34.705	29.031	234.3	19:24.833						
														10	1:43.843		39.707	35.056	29.080	234.8	21:08.676
11	Busian FONTAN						ESP	41	Rene POLVSEN(M)						DNK						
RX PRO RACING							ALM MOTORSPORT							Honda CIVIC FL 5 TCR							
Audi RS3 LMS TCR																					
1	2:24.814		1:16.885	37.301	30.628	108.5	2:24.814	1	3:08.994	2:02.482	36.451	30.061	99.6	3:08.994							
2	1:57.245	B	43.464	36.650	37.131	209.3	4:22.059	2	1:50.411	B	39.515	34.921	35.975	234.3	4:59.405						
3	3:26.367		2:22.168	35.558	28.641	109.3	7:48.426	3	3:38.055	2:33.570	35.869	28.616	99.8	8:37.460							
4	1:40.132		38.729	33.254	28.149	234.8	9:28.558	4	1:56.563		54.240	33.855	28.468	239.5	10:34.023						
5	1:39.772		38.526	33.043	28.203	236.8	11:08.330	5	1:40.168		38.591	33.232	28.345	238.9	12:14.191						
6	1:48.011	B	38.671	32.952	36.388	238.4	12:56.341	6	1:40.309		38.677	33.412	28.220	241.1	13:54.500						
7	3:25.728		2:20.479	36.103	29.146	110.7	16:22.069	7	1:52.820	B	38.461	33.599	40.760	241.1	15:47.320						
8	1:46.750		42.502	35.574	28.674	238.4	18:08.819														
9	2:03.931	B	38.935	42.024	42.972	238.9	20:12.750														
15	Alvaro RODRIGUEZ(M)						ESP	56	Samuel GOMEZ(M)						ESP						
DRIVER'S ACADEMY COMPETICION							RX PRO RACING							Peugeot 308 Racing Cup							
Peugeot 308 Racing Cup																					
1	2:39.233		1:27.085	38.446	33.702	88.0	2:39.233	1	3:05.197	1:53.747	39.499	31.951	103.9	3:05.197							
2	1:42.522		40.078	33.818	28.626	222.2	4:21.755	2	1:51.499		42.709	37.946	30.844	197.8	4:56.696						
3	1:41.801		39.415	33.695	28.691	227.8	6:03.556	3	1:47.024		41.351	35.693	29.980	213.4	6:43.720						
4	1:41.955		39.433	33.745	28.777	225.0	7:45.511	4	1:49.323		40.859	38.348	30.116	210.1	8:33.043						
5	2:13.785	B	47.667	42.016	44.102	200.7	9:59.296	5	1:46.058		40.334	35.907	29.817	219.5	10:19.101						
														6	1:46.736		40.430	36.102	30.204	218.2	12:05.837
														7	1:45.234		40.454	35.085	29.695	215.1	13:51.071
														8	1:44.340		40.317	34.699	29.324	222.7	15:35.411
														9	1:44.618		40.006	35.099	29.513	220.9	17:20.029
														10	1:56.883		40.478	40.712	35.693	208.9	19:16.912
														11	1:44.264		40.153	34.895	29.216	219.5	21:01.176
23	Miguel VILLACIEROS						ESP	72	Sandro PELATTI(M)						ITA						
CASAL COMPETICIÓN							SP COMPÉTITION							Cupra Leon VZ TCR							
Cupra TCR																					
1	2:30.247		1:16.199	41.864	32.184	102.7	2:30.247	1	2:18.497	1:10.630	38.071	29.796	98.5	2:18.497							
2	2:03.757	B	44.421	38.474	40.862	187.5	4:34.004	2	1:50.404	B	40.238	34.209	35.957	233.3	4:08.901						
3	4:11.329		3:04.817	36.725	29.787	104.8	8:45.333	3	3:20.964	2:17.953	34.215	28.796	111.5	7:29.865							
4	1:44.510		40.653	34.647	29.210	218.6	10:29.843	4	1:39.965		38.754	33.038	28.173	237.9	9:09.830						
5	1:43.615		40.284	34.384	28.947	218.2	12:13.458	5	1:40.149		38.859	32.987	28.303	240.5	10:49.979						
6	1:59.348		46.463	40.432	32.453	158.6	14:12.806	6	1:39.810		38.785	32.933	28.092	240.5	12:29.789						
7	1:48.142		40.196	36.111	31.835	219.1	16:00.948														
8	1:43.723		40.053	34.320	29.350	215.6	17:44.671														
9	2:11.448	B	48.267	39.422	43.759	152.8	19:56.119														

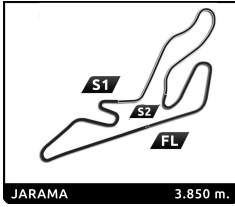


TCR SPAIN ROUND 1 - JARAMA Entrenamiento Clasificatorio 1

Sector Analysis



— Invalidated Lap ■ Personal Best ■ Session Best B Crossing the pit lane

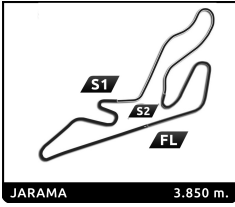
Lap	Time	Sector 1	Sector 2	Sector 3	T.Spd	Elapsed	Lap	Time	Sector 1	Sector 2	Sector 3	T.Spd	Elapsed
7	1:49.377B	38.778	33.570	37.029	241.1	14:19.166	3	1:38.746	38.394	32.418	27.934	240.0	6:23.893
8	4:39.776B	3:29.535	33.831	36.410	100.7	18:58.942	4	1:45.515B	38.307	32.253	34.955	241.1	8:09.408
73	Victor FERNANDEZ(M)						5	5:57.731	4:55.650	33.747	28.334	85.9	14:07.139
	AUTO CLUB RC2 VALLES					Honda CIVIC FL 5 TCR	6	1:38.045	38.062	32.091	27.892	241.6	15:45.184
1	2:09.542	1:03.159	36.497	29.886	98.8	2:09.542	7	1:45.693	40.552	35.784	29.357	242.7	17:30.877
2	1:52.123B	40.945	35.236	35.942	220.9	4:01.665	8	1:51.351B	40.572	34.503	36.276	216.0	19:22.228
3	3:20.014	2:15.829	35.005	29.180	108.9	7:21.679							
4	1:40.186	39.145	32.848	28.193	234.8	9:01.865							
5	1:39.131	38.586	32.741	27.804	236.8	10:40.996							
6	1:41.883	38.976	34.688	28.219	239.5	12:22.879							
7	1:38.982	38.461	32.639	27.882	238.4	14:01.861							
8	2:00.928B	45.738	37.707	37.483	216.4	16:02.789							
81	Erik ZABALA												
	TEAM CLAIRET SPORT					Audi RS3 LMS TCR							
1	2:19.527B	1:04.830	36.369	38.328	96.9	2:19.527							
2	2:57.088	1:54.150	34.587	28.351	103.1	5:16.615							
3	1:39.458	38.609	32.887	27.962	234.3	6:56.073							
4	1:39.271	38.631	32.584	28.056	232.3	8:35.344							
5	1:59.399B	41.701	38.345	39.353	235.8	10:34.743							
6	2:44.939	1:40.255	35.344	29.340	82.9	13:19.682							
7	1:46.805	42.779	34.646	29.380	201.5	15:06.487							
8	1:45.674	41.091	35.322	29.261	201.5	16:52.161							
9	1:47.370	42.270	35.123	29.977	200.0	18:39.531							
10	1:53.748B	42.301	34.934	36.513	195.3	20:33.279							
115	Luke SARGEANT												
	VANNIN MOTORSPORT					Audi RS3 LMS TCR							
1	3:21.733	2:13.753	37.073	30.907	105.4	3:21.733							
2	1:44.559	40.991	34.765	28.803	206.1	5:06.292							
3	1:40.317	38.884	33.175	28.258	234.8	6:46.609							
4	1:42.968	38.759	35.733	28.476	237.4	8:29.577							
5	1:40.285	38.793	33.189	28.303	238.9	10:09.862							
6	1:46.517B	39.125	33.386	34.006	228.8	11:56.379							
7	3:46.003	2:41.023	34.429	30.551	103.8	15:42.382							
8	1:43.110	40.802	33.838	28.470	238.9	17:25.492							
9	1:40.299	38.744	33.475	28.080	234.3	19:05.791							
10	1:40.252	39.045	33.059	28.148	232.3	20:46.043							
131	Matheiu CASALONGA(M)												
	TEAM CLAIRET SPORT					Audi RS3 LMS TCR							
1	2:22.469	1:10.228	40.245	31.996	105.2	2:22.469							
2	1:54.737	44.872	37.069	32.796	182.7	4:17.206							
3	1:58.233B	45.108	35.628	37.497	200.7	6:15.439							
4	3:06.844	2:00.166	37.348	29.330	84.6	9:22.283							
5	1:42.137	39.536	33.843	28.758	228.8	11:04.420							
6	1:42.749	39.328	34.054	29.367	235.8	12:47.169							
7	1:40.869	38.990	33.017	28.862	236.3	14:28.038							
8	1:48.269	41.897	36.789	29.583	239.5	16:16.307							
9	1:41.700	39.370	33.656	28.674	232.3	17:58.007							
10	2:11.370B	39.532	46.681	45.157	238.4	20:09.377							
237	Sten-Dorian PIRIMÄGI												
	ALM MOTORSPORT					Honda CIVIC FL 5 TCR							
1	3:05.039	2:00.669	35.214	29.156	102.7	3:05.039							
2	1:40.108	39.096	32.921	28.091	228.3	4:45.147							



TCR SPAIN
ROUND 1 - JARAMA
Entrenamiento Clasificatorio 1

Flag Analysis

Flag	Time
 GREEN FLAG	17:42:00.000
 CHEQUERED FLAG	18:02:00.000



Track Limits Analysis

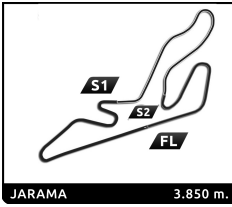
No	Driver	Team	T.L. Nr	Camera	Lap	Time
----	--------	------	---------	--------	-----	------

Total Infractions:

TOTAL TRACK LIMITS:




Published at:

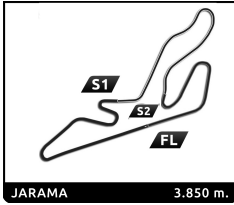


TCR SPAIN
ROUND 1 - JARAMA
Entrenamiento Clasificatorio 1
Provisional Race Director Report

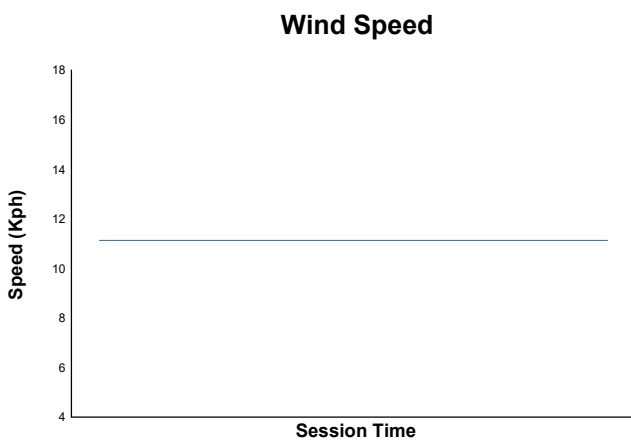
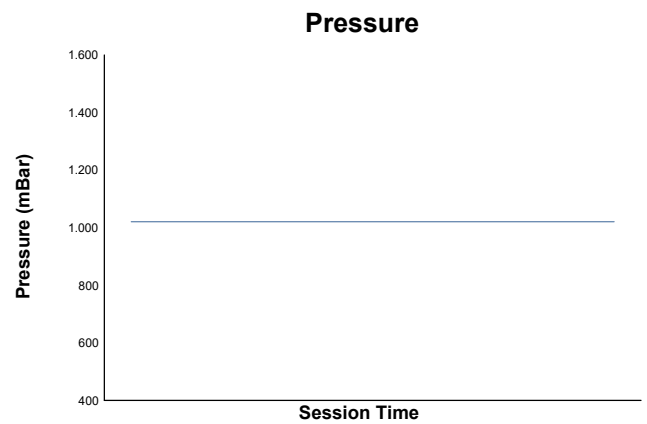
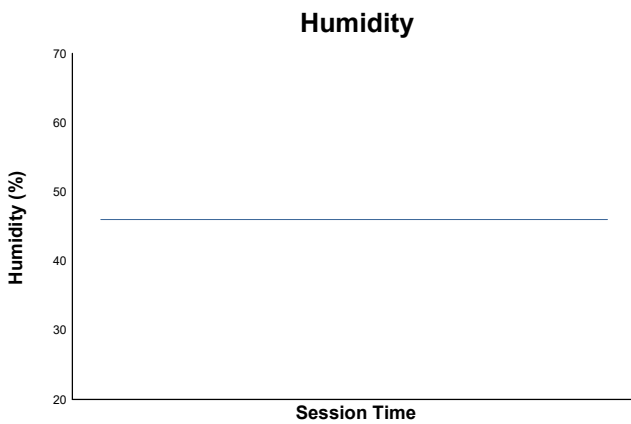
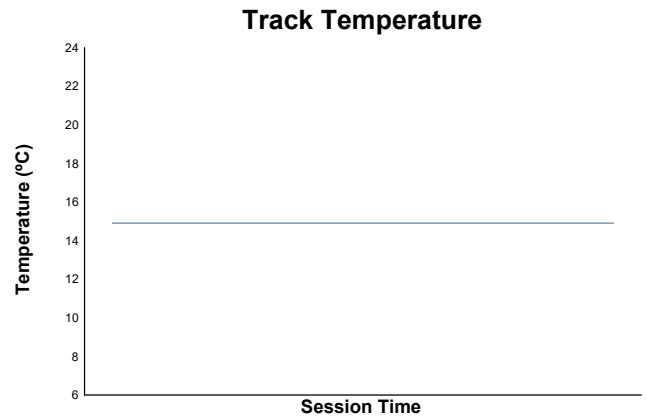
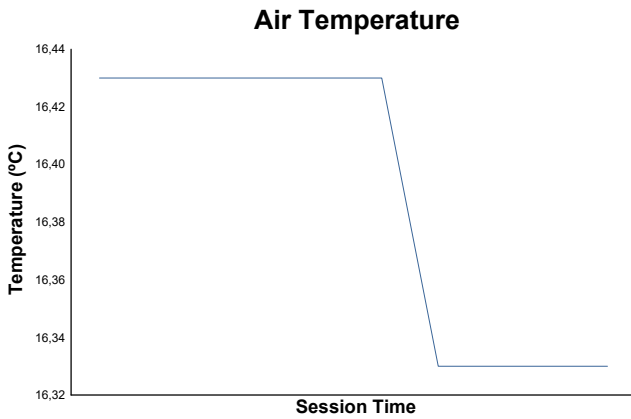
Hour	Flag	Message
17:38:38		PITLANE OPEN AT 17:42 TBC
17:41:48		PITLANE OPEN AT 17:42 CONFIRMED
17:42:05		PIT LANE OPEN
18:02:42		Q2 WILL START AT 18:07
18:03:41		CARS SELECTED FOR Q2 #237 #73 #27 #81 #10 #11 #72 #41 #115 #5 #15 #131

Published at:

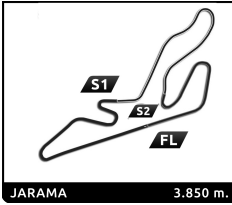
<p>Race Director:</p>	<p>Timekeeper: Alberto ESTÉBANEZ</p> 
------------------------------	---------------------------------------------------------------------------------------------------------------------------------------



ROUND 1 - JARAMA
TCR SPAIN
Entrenamiento Clasificatorio 1
Weather Report



Track Status: **DRY**



TCR SPAIN
ROUND 1 - JARAMA
Entrenamiento Clasificatorio 2

Final Classification

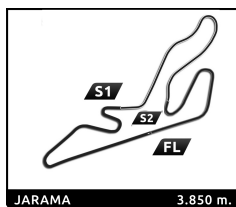
No	Driver	Nat	Team	Car	Cl.	Time	Lap Total	Gap	Kph
1	10 Viktor ANDERSSON	SWE	MONLAU MOTORSPORT	Cupra Leon VZ TCR	SPAIN	1:37.195	2 3	-	- 142.6
2	237 Sten-Dorian PIRIMÁGI	EST	ALM MOTORSPORT	Honda CIVIC FL 5 TCR	SPAIN	1:37.506	2 5	+0.311	+0.311 142.1
3	81 Erik ZABALA	ESP	TEAM CLAIRET SPORT	Audi RS3 LMS TCR	SPAIN	1:37.814	3 5	+0.619	+0.308 141.7
4	27 Manuel FERNANDES	PRT	SP COMPÉTITION	Cupra Leon VZ TCR	SPAIN	1:38.321	2 6	+1.126	+0.507 141.0
5	73 Victor FERNANDEZ(M)	ESP	AUTO CLUB RC2 VALLES	Honda CIVIC FL 5 TCR	SPAIN	1:38.880	3 6	+1.685	+0.559 140.2
6	72 Sandro PELATTI(M)	ITA	SP COMPÉTITION	Cupra Leon VZ TCR	SPAIN	1:39.039	4 6	+1.844	+0.159 139.9
7	115 Luke SARGEANT	GBR	VANNIN MOTORSPORT	Audi RS3 LMS TCR	SPAIN	1:39.217	3 6	+2.022	+0.178 139.7
8	41 Rene POLVSEN(M)	DNK	ALM MOTORSPORT	Honda CIVIC FL 5 TCR	SPAIN	1:39.291	3 5	+2.096	+0.074 139.6
9	11 Busian FONTAN	ESP	RX PRO RACING	Audi RS3 LMS TCR	SPAIN	1:39.647	3 6	+2.452	+0.356 139.1
10	5 Demir ERÖGE(M)	TUR	ALM MOTORSPORT	Honda CIVIC FL 5 TCR	SPAIN	1:39.929	3 5	+2.734	+0.282 138.7
11	131 Matheiu CASALONGA(M)	FRA	TEAM CLAIRET SPORT	Audi RS3 LMS TCR	SPAIN	1:41.167	6 6	+3.972	+1.238 137.0
12	15 Alvaro RODRIGUEZ(M)	ESP	DRIVER'S ACADEMY COMPETITION	Peugeot 308 Racing Cup	CUP	1:41.975	3 5	+4.780	+0.808 135.9

Fastest Lap: Lap 2 | Viktor ANDERSSON | 1:37.195 | 142.6 Kph

Published at:

Track Status: **DRY**

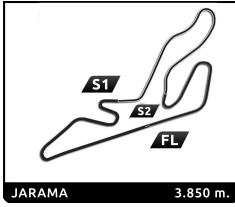
	<p>Timekeeper: Alberto ESTÉBANEZ</p> 
--	---------------------------------------------------------------------------------------------------------------------------------------



TCR SPAIN ROUND 1 - JARAMA Entrenamiento Clasificatorio 2

Best Top Speed

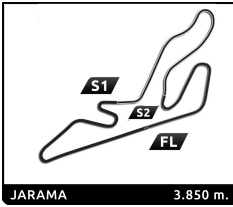
No Driver	Team	Class	Top 1		Top 2		Top 3		Top 4		Top 5		
			Kph	Lap	Kph	Lap	Kph	Lap	Kph	Lap	Kph	Lap	Avg
237 Sten-Dorian PIRIMÄGI	ALM MOTORSPORT	SPAIN	244.9	4	243.2	3	241.1	5	240.5	2	97.7	1	213,5
81 Erik ZABALA	TEAM CLAIRET SPORT	SPAIN	244.3	4	243.2	5	242.2	3	241.6	2	95.8	1	213,4
10 Viktor ANDERSSON	MONLAU MOTORSPORT	SPAIN	243.8	3	242.7	2	102.5	1					196,3
72 Sandro PELATTI(M)	SP COMPÉTITION	SPAIN	242.7	3	242.2	5	241.6	4	241.1	2	241.1	6	241,7
27 Manuel FERNANDES	SP COMPÉTITION	SPAIN	242.2	5	241.6	2	241.6	4	241.1	6	240.0	3	241,3
5 Demir ERÖGE(M)	ALM MOTORSPORT	SPAIN	241.6	5	241.1	3	240.5	4	237.9	2	102.8	1	212,8
11 Busian FONTAN	RX PRO RACING	SPAIN	240.0	6	238.9	4	238.4	2	237.9	5	233.3	3	237,7
41 Rene POLVSEN(M)	ALM MOTORSPORT	SPAIN	239.5	3	238.4	5	234.3	2	226.9	4	101.7	1	208,2
73 Victor FERNANDEZ(M)	AUTO CLUB RC2 VALLES	SPAIN	239.5	3	238.4	5	236.3	4	235.8	6	218.6	2	233,7
115 Luke SARGEANT	VANNIN MOTORSPORT	SPAIN	238.4	5	236.3	2	235.8	3	235.3	4	205.3	6	230,2
131 Matheiu CASALONGA(M)	TEAM CLAIRET SPORT	SPAIN	238.4	3	237.4	6	233.3	2	229.3	4	223.6	5	232,4
15 Alvaro RODRIGUEZ(M)	DRIVER'S ACADEMY COMPETICION	CUP	227.4	2	227.4	3	227.4	4	174.5	5	74.5	1	186,2



TCR SPAIN
ROUND 1 - JARAMA
Entrenamiento Clasificatorio 2

Best Sector Times

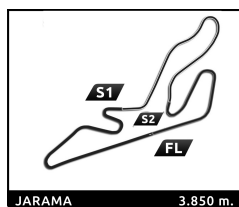
Sector 1			Sector 2			Sector 3			Ideal Lap	Best Lap
Pos	No Driver	Time	No Driver	Time	No Driver	Time	Pos	No Driver		
1	10 V.ANDERSSON	37.701	237 S.PIRIMÄGI	31.987	10 V.ANDERSSON	27.351	1	10 V.ANDERSSON	1:37.177	1:37.195 (1)
2	237 S.PIRIMÄGI	37.924	10 V.ANDERSSON	32.125	27 M.FERNANDES	27.513	2	237 S.PIRIMÄGI	1:37.428	1:37.506 (2)
3	81 E.ZABALA	38.062	81 E.ZABALA	32.138	237 S.PIRIMÄGI	27.517	3	81 E.ZABALA	1:37.746	1:37.814 (3)
4	72 S.PELATTI(M)	38.209	27 M.FERNANDES	32.214	81 E.ZABALA	27.546	4	27 M.FERNANDES	1:37.998	1:38.321 (4)
5	27 M.FERNANDES	38.271	73 V.FERNANDEZ(M)	32.631	73 V.FERNANDEZ(M)	27.794	5	73 V.FERNANDEZ(M)	1:38.880	1:38.880 (5)
6	115 L.SARGEANT	38.410	41 R.POLVSEN(M)	32.713	115 L.SARGEANT	27.865	6	72 S.PELATTI(M)	1:38.965	1:39.039 (6)
7	73 V.FERNANDEZ(M)	38.455	72 S.PELATTI(M)	32.732	11 B.FONTAN	27.977	7	115 L.SARGEANT	1:39.062	1:39.217 (7)
8	41 R.POLVSEN(M)	38.481	115 L.SARGEANT	32.787	72 S.PELATTI(M)	28.024	8	41 R.POLVSEN(M)	1:39.255	1:39.291 (8)
9	5 D.ERÖGE(M)	38.532	11 B.FONTAN	32.920	41 R.POLVSEN(M)	28.061	9	11 B.FONTAN	1:39.469	1:39.647 (9)
10	11 B.FONTAN	38.572	5 D.ERÖGE(M)	33.068	5 D.ERÖGE(M)	28.181	10	5 D.ERÖGE(M)	1:39.781	1:39.929 (10)
11	131 M.CASALONGA(M)	39.128	131 M.CASALONGA(M)	33.436	131 M.CASALONGA(M)	28.497	11	131 M.CASALONGA(M)	1:41.061	1:41.167 (11)
12	15 A.RODRIGUEZ(M)	39.451	15 A.RODRIGUEZ(M)	33.623	15 A.RODRIGUEZ(M)	28.768	12	15 A.RODRIGUEZ(M)	1:41.842	1:41.975 (12)



TCR SPAIN
ROUND 1 - JARAMA
Entrenamiento Clasificatorio 2

Fastest Lap Sequence

Elapsed	No	Driver	Team	Car	Class	Time	Kph	Lap
3:37.958	10	Viktor ANDERSSON	MONLAU MOTORSPORT	Cupra Leon VZ TCR	SPAIN	1:37.195	142.6	2

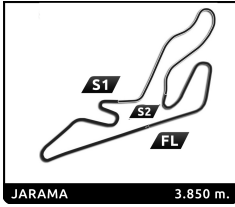


TCR SPAIN ROUND 1 - JARAMA Entrenamiento Clasificatorio 2

Sector Analysis



— Invalidated Lap ■ Personal Best ■ Session Best B Crossing the pit lane

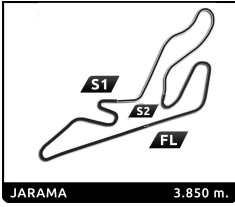
Lap	Time	Sector 1	Sector 2	Sector 3	T.Sp	Elapsed	Lap	Time	Sector 1	Sector 2	Sector 3	T.Sp	Elapsed		
5	Demir ERÖGE(M)	TUR						6	1:53.653 B	38.397	33.085	42.171	241.1	10:55.718	
	ALM MOTORSPORT	Honda CIVIC FL 5 TCR													
1	3:12.376	2:08.725	34.929	28.722	102.8	3:12.376									
2	1:40.628	38.879	33.426	28.323	237.9	4:53.004									
3	1:39.929	38.680	33.068	28.181	241.1	6:32.933									
4	1:40.288	38.532	33.117	28.639	240.5	8:13.221									
5	2:06.802 B	41.052	34.794	50.956	241.6	10:20.023									
10	Viktor ANDERSSON	SWE						73	Victor FERNANDEZ(M)	ESP					
	MONLAU MOTORSPORT	Cupra Leon VZ TCR							AUTO CLUB RC2 VALLES	Honda CIVIC FL 5 TCR					
1	2:00.763	59.441	33.544	27.778	102.5	2:00.763	1	2:06.787	1:02.962	35.165	28.660	108.4	2:06.787		
2	1:37.195	37.719	32.125	27.351	242.7	3:37.958	2	1:43.329	39.647	35.554	28.128	218.6	3:50.116		
3	1:44.993 B	37.701	32.152	35.140	243.8	5:22.951	3	1:38.880	38.455	32.631	27.794	239.5	5:28.996		
							4	1:39.080	38.528	32.643	27.909	236.3	7:08.076		
							5	1:40.335	38.618	33.621	28.096	238.4	8:48.411		
							6	2:10.933 B	39.510	41.520	49.903	235.8	10:59.344		
11	Busian FONTAN	ESP						81	Erik ZABALA	ESP					
	RX PRO RACING	Audi RS3 LMS TCR							TEAM CLAIRET SPORT	Audi RS3 LMS TCR					
1	2:24.456	1:18.296	37.323	28.837	102.5	2:24.456	1	2:09.754	1:05.370	34.982	29.402	95.8	2:09.754		
2	1:39.877	38.703	32.920	28.254	238.4	4:04.333	2	1:37.870	38.062	32.138	27.670	241.6	3:47.624		
3	1:39.647	38.572	33.098	27.977	233.3	5:43.980	3	1:37.814	38.089	32.179	27.546	242.2	5:25.438		
4	1:44.304	38.602	33.780	31.922	238.9	7:28.284	4	1:46.817	40.616	37.417	28.784	244.3	7:12.255		
5	1:49.667	40.292	38.917	30.458	237.9	9:17.951	5	1:50.827 B	38.217	33.080	39.530	243.2	9:03.082		
6	2:05.465 B	38.856	40.101	46.508	240.0	11:23.416									
15	Alvaro RODRIGUEZ(M)	ESP						115	Luke SARGEANT	GBR					
	DRIVER'S ACADEMY COMPETICION	Peugeot 308 Racing Cup							VANNIN MOTORSPORT	Audi RS3 LMS TCR					
1	2:39.524	1:35.763	34.685	29.076	74.5	2:39.524	1	3:20.278	2:18.319	33.697	28.262	104.4	3:20.278		
2	1:42.086	39.537	33.693	28.856	227.4	4:21.610	2	1:39.551	38.790	32.896	27.865	236.3	4:59.829		
3	1:41.975	39.584	33.623	28.768	227.4	6:03.585	3	1:39.217	38.410	32.787	28.020	235.8	6:39.046		
4	1:42.052	39.451	33.757	28.844	227.4	7:45.637	4	1:39.931	38.737	32.938	28.256	235.3	8:18.977		
5	2:26.410 B	48.172	40.824	57.414	174.5	10:12.047	5	1:39.962	38.716	32.972	28.274	238.4	9:58.939		
							6	1:58.102 B	41.253	35.345	41.504	205.3	11:57.041		
27	Manuel FERNANDES	PRT						131	Matheiu CASALONGA(M)	FRA					
	SP COMPÉTITION	Cupra Leon VZ TCR							TEAM CLAIRET SPORT	Audi RS3 LMS TCR					
1	2:20.227	1:07.363	45.018	27.846	109.0	2:20.227	1	2:13.252	1:06.643	37.287	29.322	100.7	2:13.252		
2	1:38.321	38.397	32.411	27.513	241.6	3:58.548	2	1:42.532	39.406	34.470	28.656	233.3	3:55.784		
3	1:55.456	38.487	46.973	29.996	240.0	5:54.004	3	1:41.662	39.257	33.436	28.969	238.4	5:37.446		
4	1:39.240	38.271	32.214	28.755	241.6	7:33.244	4	1:41.787	39.202	33.816	28.769	229.3	7:19.233		
5	1:43.097	38.274	34.150	30.673	242.2	9:16.341	5	2:01.007	53.941	37.242	29.824	223.6	9:20.240		
6	1:54.028 B	38.672	34.580	40.776	241.1	11:10.369	6	1:41.167	39.128	33.542	28.497	237.4	11:01.407		
41	Rene POLVSEN(M)	DNK						237	Sten-Dorian PIRIMÄGI	EST					
	ALM MOTORSPORT	Honda CIVIC FL 5 TCR							ALM MOTORSPORT	Honda CIVIC FL 5 TCR					
1	3:06.460	2:03.237	34.472	28.751	101.7	3:06.460	1	3:03.788	2:01.783	33.813	28.192	97.7	3:03.788		
2	1:40.064	39.031	32.972	28.061	234.3	4:46.524	2	1:37.506	37.924	32.065	27.517	240.5	4:41.294		
3	1:39.291	38.481	32.713	28.097	239.5	6:25.815	3	1:37.753	38.065	31.987	27.701	243.2	6:19.047		
4	1:44.672	41.151	35.122	28.399	226.9	8:10.487	4	1:44.733	41.256	35.669	27.808	244.9	8:03.780		
5	2:04.990 B	38.752	35.160	51.078	238.4	10:15.477	5	1:50.149 B	38.172	33.409	38.568	241.1	9:53.929		
72	Sandro PELATTI(M)	ITA													
	SP COMPÉTITION	Cupra Leon VZ TCR													
1	2:21.624	1:07.692	45.595	28.337	103.9	2:21.624									
2	1:39.351	38.209	32.732	28.410	241.1	4:00.975									
3	1:39.628	38.225	32.819	28.584	242.7	5:40.603									
4	1:39.039	38.257	32.758	28.024	241.6	7:19.642									
5	1:42.423	41.128	33.205	28.090	242.2	9:02.065									



TCR SPAIN
ROUND 1 - JARAMA
Entrenamiento Clasificatorio 2

Flag Analysis

Flag	Time
 GREEN FLAG	18:07:00.000
 CHEQUERED FLAG	18:17:00.000



Track Limits Analysis

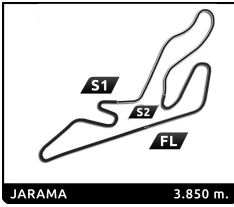
No	Driver	Team	T.L. Nr	Camera	Lap	Time
----	--------	------	---------	--------	-----	------

Total Infractions:

TOTAL TRACK LIMITS:




Published at:

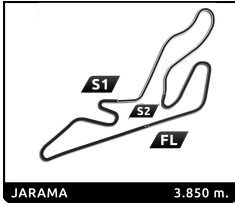


TCR SPAIN
ROUND 1 - JARAMA
Entrenamiento Clasificatorio 2
Provisional Race Director Report

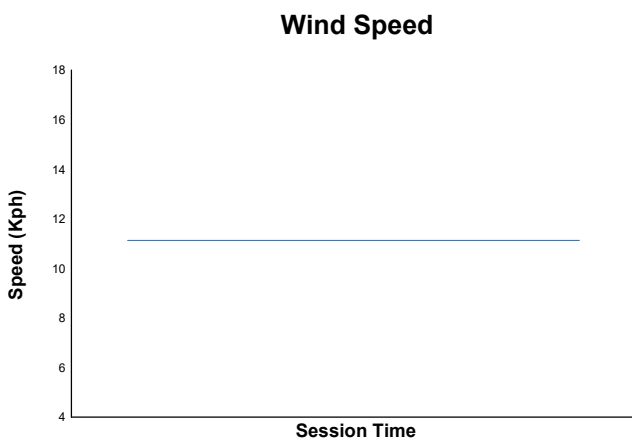
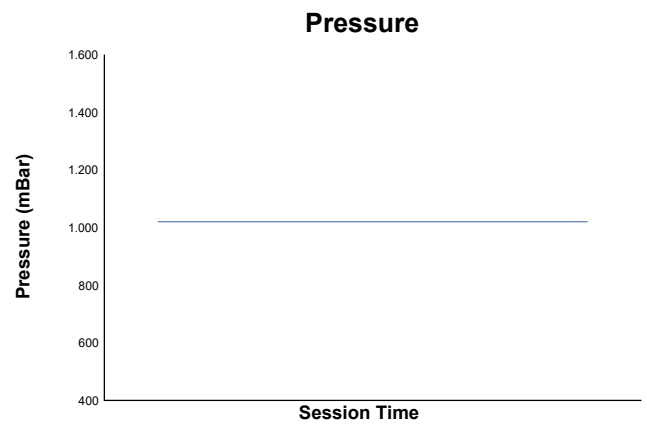
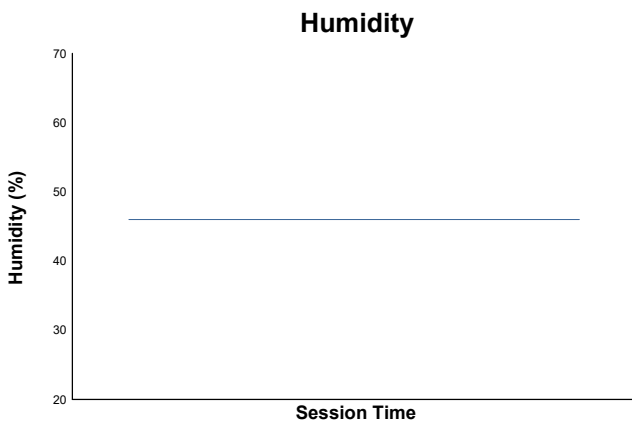
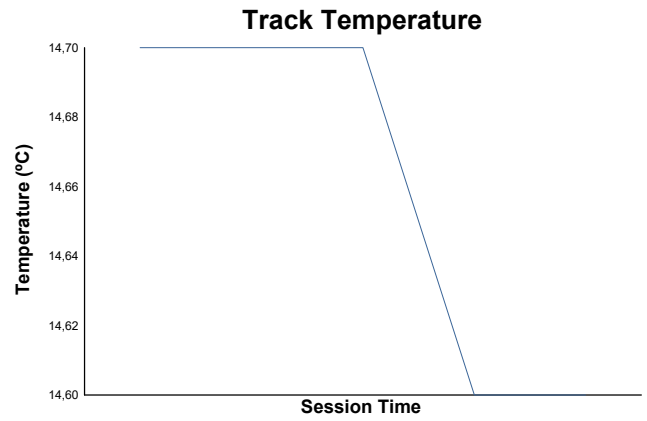
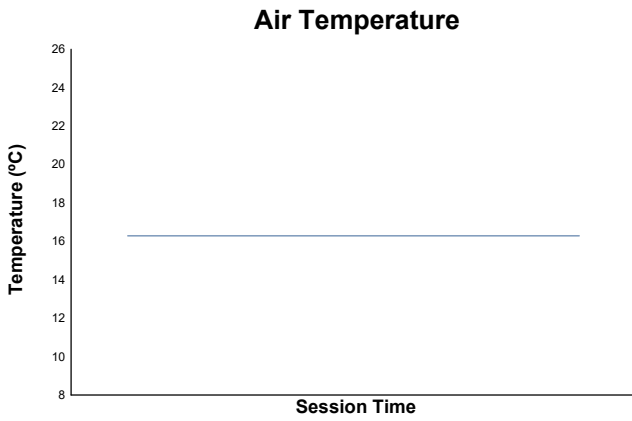
Hour	Flag	Message
18:07:00		PIT LANE OPEN

Published at:

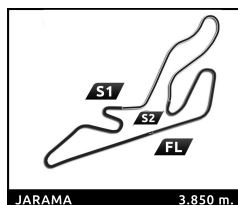
Race Director:	Timekeeper: Alberto ESTEBANEZ 
-----------------------	----------------------------------------------------------------------------------------------------------------------------------



ROUND 1 - JARAMA
TCR SPAIN
Entrenamiento Clasificatorio 2
Weather Report



Track Status: **DRY**

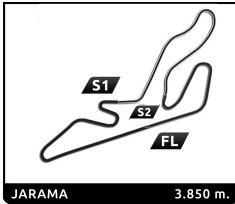


TCR SPAIN
ROUND 1 - JARAMA
COMBINED

Final Classification

No	Driver	Nat	Team	Cl.	Q1	Q2	Time	Gap
1	10 Viktor ANDERSSON	SWE	MONLAU MOTORSPORT	SPAIN	1:38.935	1:37.195	1:37.195	
2	237 Sten-Dorian PIRIMÁGI	EST	ALM MOTORSPORT	SPAIN	1:38.045	1:37.506	1:37.506	0.311 0.311
3	81 Erik ZABALA	ESP	TEAM CLAIRET SPORT	SPAIN	1:39.271	1:37.814	1:37.814	0.619 0.308
4	27 Manuel FERNANDES	PRT	SP COMPÉTITION	SPAIN	1:39.197	1:38.321	1:38.321	1.126 0.507
5	73 Victor FERNANDEZ(M)	ESP	AUTO CLUB RC2 VALLES	SPAIN	1:38.982	1:38.880	1:38.880	1.685 0.559
6	72 Sandro PELATTI(M)	ITA	SP COMPÉTITION	SPAIN	1:39.810	1:39.039	1:39.039	1.844 0.159
7	115 Luke SARGEANT	GBR	VANNIN MOTORSPORT	SPAIN	1:40.252	1:39.217	1:39.217	2.022 0.178
8	41 Rene POLVSEN(M)	DNK	ALM MOTORSPORT	SPAIN	1:40.168	1:39.291	1:39.291	2.096 0.074
9	11 Busian FONTAN	ESP	RX PRO RACING	SPAIN	1:39.772	1:39.647	1:39.647	2.452 0.356
10	5 Demir ERÖGE(M)	TUR	ALM MOTORSPORT	SPAIN	1:41.122	1:39.929	1:39.929	2.734 0.282
11	131 Matheiu CASALONGA(M)	FRA	TEAM CLAIRET SPORT	SPAIN	1:40.869	1:41.167	1:41.167	3.972 1.238
12	15 Alvaro RODRIGUEZ(M)	ESP	DRIVER'S ACADEMY COMPETICION	CUP	1:41.801	1:41.975	1:41.975	4.780 0.808
13	33 Samuel CHALIGNE(M)	FRA	TEAM CLAIRET SPORT	SPAIN	1:43.358		1:43.358	6.163 1.383
14	23 Miguel VILLACIEROS	ESP	CASAL COMPETICIÓN	CUP	1:43.615		1:43.615	6.420 0.257
15	56 Samuel GOMEZ(M)	ESP	RX PRO RACING	CUP	1:44.264		1:44.264	7.069 0.649

Timekeeper:
Alberto ESTÉBANEZ



TCR SPAIN
ROUND 1 - JARAMA
Carrera 1 (25 Minutes +1 Lap)

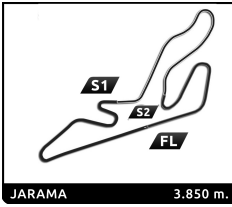
Provisional Starting Grid

1:44.264 Samuel GOMEZ(M) RX PRO RACING 56	- 8 -	23 CASAL COMPETICIÓN Miguel VILLACIEROS 1:43.615
1:43.358 Samuel CHALIGNE(M) TEAM CLAIRET SPORT 33	- 7 -	15 DRIVER'S ACADEMY COMPETICION Alvaro RODRIGUEZ(M) 1:41.975
1:41.167 Matheiu CASALONGA(M) TEAM CLAIRET SPORT 131	- 6 -	5 ALM MOTORSPORT Demir ERÖGE(M) 1:39.929
1:39.647 Busian FONTAN RX PRO RACING 11	- 5 -	41 ALM MOTORSPORT Rene POLVSEN(M) 1:39.291
1:39.217 Luke SARGEANT VANNIN MOTORSPORT 115	- 4 -	72 SP COMPÉTITION Sandro PELATTI(M) 1:39.039
1:38.880 Victor FERNANDEZ(M) AUTO CLUB RC2 VALLES 73	- 3 -	27 SP COMPÉTITION Manuel FERNANDES 1:38.321
1:37.814 Erik ZABALA TEAM CLAIRET SPORT 81	- 2 -	237 ALM MOTORSPORT Sten-Dorian PIRIMÁGI 1:37.506
1:37.195 Viktor ANDERSSON MONLAU MOTORSPORT 10	- 1 -	



Published at:

Race Director:	Timekeeper: Alberto ESTÉBANEZ 
-----------------------	----------------------------------------------------------------------------------------------------------------------------------




TCR SPAIN
ROUND 1 - JARAMA
Carrera 1

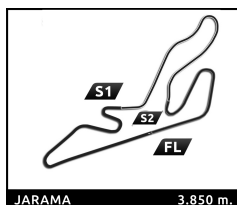
List of competitors, drivers and cars allowed to take part

No Driver	Nat	Team	Car	Class
5 Demir ERÖGE(M)	TUR	ALM MOTORSPORT	Honda CIVIC FL 5 TCR	SPAIN
10 Viktor ANDERSSON	SWE	MONLAU MOTORSPORT	Cupra Leon VZ TCR	SPAIN
11 Busian FONTAN	ESP	RX PRO RACING	Audi RS3 LMS TCR	SPAIN
15 Alvaro RODRIGUEZ(M)	ESP	DRIVER'S ACADEMY COMPETICION	Peugeot 308 Racing Cup	CUP
23 Miguel VILLACIEROS	ESP	CASAL COMPETICIÓN	Cupra TCR	CUP
27 Manuel FERNANDES	PRT	SP COMPÉTITION	Cupra Leon VZ TCR	SPAIN
33 Samuel CHALIGNE(M)	FRA	TEAM CLAIRET SPORT	Cupra Leon VZ TCR	SPAIN
41 Rene POLVSEN(M)	DNK	ALM MOTORSPORT	Honda CIVIC FL 5 TCR	SPAIN
56 Samuel GOMEZ(M)	ESP	RX PRO RACING	Peugeot 308 Racing Cup	CUP
72 Sandro PELATTI(M)	ITA	SP COMPÉTITION	Cupra Leon VZ TCR	SPAIN
73 Victor FERNANDEZ(M)	ESP	AUTO CLUB RC2 VALLES	Honda CIVIC FL 5 TCR	SPAIN
81 Erik ZABALA	ESP	TEAM CLAIRET SPORT	Audi RS3 LMS TCR	SPAIN
115 Luke SARGEANT	GBR	VANNIN MOTORSPORT	Audi RS3 LMS TCR	SPAIN
131 Matheiu CASALONGA(M)	FRA	TEAM CLAIRET SPORT	Audi RS3 LMS TCR	SPAIN
237 Sten-Dorian PIRIMÁGI	EST	ALM MOTORSPORT	Honda CIVIC FL 5 TCR	SPAIN

15 Competitors

Published at:

<p>Race Director:</p>	<p>Timekeeper: Alberto ESTÉBANEZ</p> 
------------------------------	---------------------------------------------------------------------------------------------------------------------------------------



TCR SPAIN

ROUND 1 - JARAMA

Carrera 1 (25 Minutes +1 Lap)

Final Classification

No	Driver	Nat	Team	Car	Cl.	Laps	Total Time	Gap	Kph	Best Lap		
										Lap	Time	Kph
1	10 Viktor ANDERSSON	SWE	MONLAU MOTORSPORT	Cupra Leon VZ TCR	SPAIN	17	28:16.503	-	138.9	3	1:38.326	141.0
2	237 Sten-Dorian PIRIMÄGI	EST	ALM MOTORSPORT	Honda CIVIC FL 5 TCR	SPAIN	17	28:18.150	+1.647	138.8	4	1:38.483	140.7
3	81 Erik ZABALA(Jr)	ESP	TEAM CLAIRET SPORT	Audi RS3 LMS TCR	SPAIN	17	28:20.684	+4.181	138.5	3	1:38.334	140.9
4	27 Manuel FERNANDES	PRT	SP COMPÉTITION	Cupra Leon VZ TCR	SPAIN	17	28:22.002	+5.499	138.4	2	1:38.977	140.0
5	73 Victor FERNANDEZ(M)	ESP	AUTO CLUB RC2 VALLES	Honda CIVIC FL 5 TCR	SPAIN	17	28:31.013	+14.510	137.7	2	1:38.903	140.1
6	72 Sandro PELATTI(M)	ITA	SP COMPÉTITION	Cupra Leon VZ TCR	SPAIN	17	28:31.971	+15.468	137.6	3	1:39.207	139.7
7	41 Rene POLVSEN(M)	DNK	ALM MOTORSPORT	Honda CIVIC FL 5 TCR	SPAIN	17	28:47.767	+31.264	136.4	3	1:40.124	138.4
8	115 Luke SARGEANT	GBR	VANNIN MOTORSPORT	Audi RS3 LMS TCR	SPAIN	17	28:53.816	+37.313	135.9	3	1:40.318	138.2
9	11 Busian FONTAN	ESP	RX PRO RACING	Audi RS3 LMS TCR	SPAIN	17	29:04.679	+48.176	135.1	3	1:40.577	137.8
10	5 Demir ERÖGE(M)	TUR	ALM MOTORSPORT	Honda CIVIC FL 5 TCR	SPAIN	17	29:05.527	+49.024	135.0	4	1:41.066	137.1
11	131 Matheiu CASALONGA(M)	FRA	TEAM CLAIRET SPORT	Audi RS3 LMS TCR	SPAIN	17	29:06.057	+49.554	134.9	5	1:41.109	137.1
12	15 Alvaro RODRIGUEZ(M)	ESP	DRIVER'S ACADEMY COMPETICION	Peugeot 308 Racing Cup	CUP	17	29:21.646	+1:05.143	133.7	2	1:41.890	136.0
13	33 Samuel CHALIGNE(M)	FRA	TEAM CLAIRET SPORT	Cupra Leon VZ TCR	SPAIN	17	29:25.882	+1:09.379	133.4	9	1:42.895	134.7
14	23 Miguel VILLACIEROS	ESP	CASAL COMPETICIÓN	Cupra TCR	CUP	17	29:35.071	+1:18.568	132.7	3	1:43.421	134.0
15	56 Samuel GOMEZ(M)	ESP	RX PRO RACING	Peugeot 308 Racing Cup	CUP	17	29:43.399	+1:26.896	132.1	4	1:43.551	133.8

Pole Position:

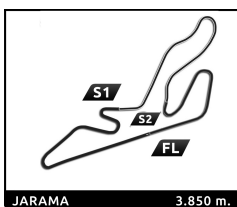
Fastest Lap:

Lap3	Viktor ANDERSSON	1:38.326	141.0 Kph
------	------------------	-----------------	-----------

Published at:

Track Status: **DRY**

	<p>Timekeeper: Alberto ESTÉBANEZ</p>
--	-------------------------------------------------



TCR SPAIN ROUND 1 - JARAMA Carrera 1 (25 Minutes +1 Lap)

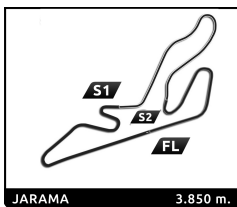
Final Classification by Class

No	Driver	Nat	Team	Car	Laps	Total Time	Gap	Kph	Best Lap			
									Lap	Time	Kph	
SPAIN												
1	10 Viktor ANDERSSON	SWE	MONLAU MOTORSPORT	Cupra Leon VZ TCR	17	28:16.503		138.9	3	1:38.326	141.0	
2	237 Sten-Dorian PIRIMÄGI	EST	ALM MOTORSPORT	Honda CIVIC FL 5 TCR	17	28:18.150	+1.647	138.8	4	1:38.483	140.7	
3	81 Erik ZABALA(Jr)	ESP	TEAM CLAIRET SPORT	Audi RS3 LMS TCR	17	28:20.684	+4.181	138.5	3	1:38.334	140.9	
4	27 Manuel FERNANDES	PRT	SP COMPÉTITION	Cupra Leon VZ TCR	17	28:22.002	+5.499	138.4	2	1:38.977	140.0	
5	73 Victor FERNANDEZ(M)	ESP	AUTO CLUB RC2 VALLES	Honda CIVIC FL 5 TCR	17	28:31.013	+14.510	137.7	2	1:38.903	140.1	
6	72 Sandro PELATTI(M)	ITA	SP COMPÉTITION	Cupra Leon VZ TCR	17	28:31.971	+15.468	137.6	3	1:39.207	139.7	
7	41 Rene POLVSEN(M)	DNK	ALM MOTORSPORT	Honda CIVIC FL 5 TCR	17	28:47.767	+31.264	136.4	3	1:40.124	138.4	
8	115 Luke SARGEANT	GBR	VANNIN MOTORSPORT	Audi RS3 LMS TCR	17	28:53.816	+37.313	135.9	3	1:40.318	138.2	
9	11 Busian FONTAN	ESP	RX PRO RACING	Audi RS3 LMS TCR	17	29:04.679	+48.176	135.1	3	1:40.577	137.8	
10	5 Demir ERÖGE(M)	TUR	ALM MOTORSPORT	Honda CIVIC FL 5 TCR	17	29:05.527	+49.024	135.0	4	1:41.066	137.1	
11	131 Matheiu CASALONGA(M)	FRA	TEAM CLAIRET SPORT	Audi RS3 LMS TCR	17	29:06.057	+49.554	134.9	5	1:41.109	137.1	
12	33 Samuel CHALIGNE(M)	FRA	TEAM CLAIRET SPORT	Cupra Leon VZ TCR	17	29:25.882	+1'09.379	133.4	9	1:42.895	134.7	
CUP												
1	15 Alvaro RODRIGUEZ(M)	ESP	DRIVER'S ACADEMY COMPETICION	Peugeot 308 Racing Cup	17	29:21.646		133.7	2	1:41.890	136.0	
2	23 Miguel VILLACIEROS	ESP	CASAL COMPETICIÓN	Cupra TCR	17	29:35.071	+13.425	132.7	3	1:43.421	134.0	
3	56 Samuel GOMEZ(M)	ESP	RX PRO RACING	Peugeot 308 Racing Cup	17	29:43.399	+21.753	132.1	4	1:43.551	133.8	

Published at:

Track Status: **DRY**

	Timekeeper: Alberto ESTÉBANEZ 
--	----------------------------------------------------------------------------------------------------------------------------------




TCR SPAIN
ROUND 1 - JARAMA
Carrera 1 (25 Minutes +1 Lap)

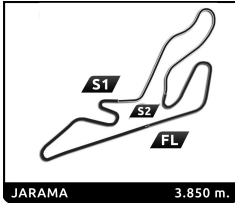
Final Classification by Division

No	Driver	Nat	Team	Car	Laps	Total Time	Gap	Kph	Best Lap			
									Lap	Time	Kph	
Jr												
1	81 Erik ZABALA(Jr)	ESP	TEAM CLAIRET SPORT	Audi RS3 LMS TCR	17	28:20.684		138.5	3	1:38.334	140.9	
M												
1	73 Victor FERNANDEZ(M)	ESP	AUTO CLUB RC2 VALLES	Honda CIVIC FL 5 TCR	17	28:31.013		137.7	2	1:38.903	140.1	
2	72 Sandro PELATTI(M)	ITA	SP COMPÉTITION	Cupra Leon VZ TCR	17	28:31.971	+0.958	137.6	3	1:39.207	139.7	
3	41 Rene POLVSEN(M)	DNK	ALM MOTORSPORT	Honda CIVIC FL 5 TCR	17	28:47.767	+16.754	136.4	3	1:40.124	138.4	
4	5 Demir ERÖGE(M)	TUR	ALM MOTORSPORT	Honda CIVIC FL 5 TCR	17	29:05.527	+34.514	135.0	4	1:41.066	137.1	
5	131 Matheiu CASALONGA(M)	FRA	TEAM CLAIRET SPORT	Audi RS3 LMS TCR	17	29:06.057	+35.044	134.9	5	1:41.109	137.1	
6	15 Alvaro RODRIGUEZ(M)	ESP	DRIVER'S ACADEMY COMPETICION	Peugeot 308 Racing Cup	17	29:21.646	+50.633	133.7	2	1:41.890	136.0	
7	33 Samuel CHALIGNE(M)	FRA	TEAM CLAIRET SPORT	Cupra Leon VZ TCR	17	29:25.882	+54.869	133.4	9	1:42.895	134.7	
8	56 Samuel GOMEZ(M)	ESP	RX PRO RACING	Peugeot 308 Racing Cup	17	29:43.399	+1'12.386	132.1	4	1:43.551	133.8	

Published at:

Track Status: **DRY**

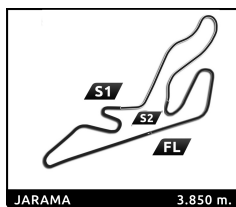
	<p>Timekeeper: Alberto ESTÉBANEZ</p> 
--	---------------------------------------------------------------------------------------------------------------------------------------



TCR SPAIN
ROUND 1 - JARAMA
Carrera 1

Best Sector Times

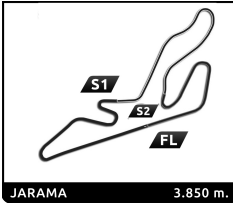
Sector 1			Sector 2			Sector 3			Ideal Lap	Best Lap
Pos	No Driver	Time	No Driver	Time	No Driver	Time	Pos	No Driver		
1	81 E.ZABALA	38.142	81 E.ZABALA	32.289	10 V.ANDERSSON	27.389	1	10 V.ANDERSSON	1:38.110	1:38.326 (1)
2	10 V.ANDERSSON	38.176	237 S.PIRIMÄGI	32.306	27 M.FERNANDES	27.662	2	81 E.ZABALA	1:38.234	1:38.334 (2)
3	237 S.PIRIMÄGI	38.242	27 M.FERNANDES	32.472	73 V.FERNANDEZ(M)	27.707	3	237 S.PIRIMÄGI	1:38.483	1:38.483 (3)
4	27 M.FERNANDES	38.361	10 V.ANDERSSON	32.545	72 S.PELATTI(M)	27.718	4	27 M.FERNANDES	1:38.495	1:38.977 (5)
5	73 V.FERNANDEZ(M)	38.511	73 V.FERNANDEZ(M)	32.567	81 E.ZABALA	27.803	5	73 V.FERNANDEZ(M)	1:38.785	1:38.903 (4)
6	72 S.PELATTI(M)	38.517	72 S.PELATTI(M)	32.671	237 S.PIRIMÄGI	27.935	6	72 S.PELATTI(M)	1:38.906	1:39.207 (6)
7	41 R.POLVSEN(M)	38.597	41 R.POLVSEN(M)	32.995	115 L.SARGEANT	28.235	7	41 R.POLVSEN(M)	1:39.984	1:40.124 (7)
8	11 B.FONTAN	38.866	115 L.SARGEANT	33.064	11 B.FONTAN	28.345	8	115 L.SARGEANT	1:40.197	1:40.318 (8)
9	115 L.SARGEANT	38.898	11 B.FONTAN	33.121	41 R.POLVSEN(M)	28.392	9	11 B.FONTAN	1:40.332	1:40.577 (9)
10	5 D.ERÖGE(M)	39.067	131 M.CASALONGA(M)	33.226	131 M.CASALONGA(M)	28.478	10	5 D.ERÖGE(M)	1:40.856	1:41.066 (10)
11	131 M.CASALONGA(M)	39.273	5 D.ERÖGE(M)	33.302	5 D.ERÖGE(M)	28.487	11	131 M.CASALONGA(M)	1:40.977	1:41.109 (11)
12	15 A.RODRIGUEZ(M)	39.347	15 A.RODRIGUEZ(M)	33.683	15 A.RODRIGUEZ(M)	28.732	12	15 A.RODRIGUEZ(M)	1:41.762	1:41.890 (12)
13	33 S.CHALIGNE(M)	39.469	23 M.VILLACIEROS	34.185	33 S.CHALIGNE(M)	28.885	13	33 S.CHALIGNE(M)	1:42.670	1:42.895 (13)
14	56 S.GOMEZ(M)	39.750	33 S.CHALIGNE(M)	34.316	23 M.VILLACIEROS	29.063	14	23 M.VILLACIEROS	1:43.268	1:43.421 (14)
15	23 M.VILLACIEROS	40.020	56 S.GOMEZ(M)	34.387	56 S.GOMEZ(M)	29.138	15	56 S.GOMEZ(M)	1:43.275	1:43.551 (15)



TCR SPAIN ROUND 1 - JARAMA Carrera 1

Best Top Speed

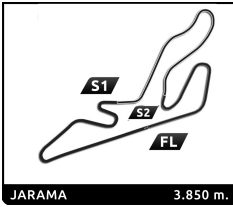
No Driver	Team	Class	Top 1		Top 2		Top 3		Top 4		Top 5		Avg
			Kph	Lap	Kph	Lap	Kph	Lap	Kph	Lap	Kph	Lap	
72	Sandro PELATTI(M)	SPAIN	242.2	2	241.6	12	241.6	9	241.6	3	241.1	6	241,6
10	Viktor ANDERSSON	SPAIN	240.0	8	240.0	5	239.5	9	238.4	7	238.4	6	239,3
27	Manuel FERNANDES	SPAIN	240.0	9	239.5	15	239.5	8	238.4	13	237.4	16	239,0
5	Demir ERÖGE(M)	SPAIN	239.5	6	238.9	5	238.4	4	237.4	8	237.4	3	238,3
41	Rene POLVSEN(M)	SPAIN	238.9	5	238.9	3	238.9	2	237.4	14	237.4	13	238,3
33	Samuel CHALIGNE(M)	SPAIN	237.9	6	237.4	12	237.4	5	236.8	3	236.3	16	237,2
11	Busian FONTAN	SPAIN	237.4	4	237.4	2	236.8	3	234.8	8	234.8	6	236,2
73	Victor FERNANDEZ(M)	SPAIN	237.4	3	236.8	9	235.8	4	234.8	8	234.3	6	235,8
115	Luke SARGEANT	SPAIN	236.8	5	235.8	12	232.3	3	230.3	15	229.3	8	232,9
131	Matheiu CASALONGA(M)	SPAIN	236.8	13	233.3	12	232.3	14	227.8	8	226.9	10	231,4
81	Erik ZABALA	SPAIN	236.3	11	236.3	3	235.8	12	235.3	8	235.3	4	235,8
237	Sten-Dorian PIRIMÄGI	SPAIN	236.3	5	235.8	11	235.3	12	235.3	8	234.8	4	235,5
15	Alvaro RODRIGUEZ(M)	CUP	225.5	3	225.5	2	224.5	5	223.6	4	223.1	12	224,4
56	Samuel GOMEZ(M)	CUP	225.5	14	225.5	13	224.5	15	224.5	12	223.6	11	224,7
23	Miguel VILLACIEROS	CUP	224.1	12	221.3	15	221.3	6	221.3	5	220.4	14	221,7



TCR SPAIN
ROUND 1 - JARAMA
Carrera 1

Lap Chart

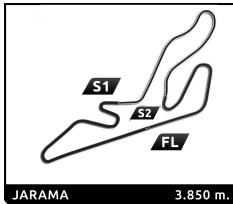
No	Pos	Grid	Lap																
			1	2	3	4	5	6	7	8	9	10	11	12	13	14	15	16	17
10	1	10	10	10	10	10	10	10	10	10	10	10	10	10	10	10	10	10	10
237	2	237	81	81	81	81	81	81	81	81	81	81	81	81	81	81	237	237	237
81	3	81	237	237	237	237	237	237	237	237	237	237	237	237	237	237	81	81	81
27	4	27	27	27	27	27	27	27	27	27	27	27	27	27	27	27	27	27	27
73	5	73	73	73	73	73	73	73	73	73	73	73	73	73	73	73	73	73	73
72	6	72	72	72	72	72	72	72	72	72	72	72	72	72	72	72	72	72	72
115	7	115	41	41	41	41	41	41	41	41	41	41	41	41	41	41	41	41	41
41	8	41	11	11	11	115	115	115	115	115	115	115	115	115	115	115	115	115	115
11	9	11	115	115	115	11	11	11	11	11	11	11	11	11	11	11	11	11	11
5	10	5	5	5	5	5	5	5	5	5	5	5	5	5	5	5	5	5	5
131	11	131	15	15	15	15	15	15	131	131	131	131	131	131	131	131	131	131	131
15	12	15	33	33	33	131	131	131	15	15	15	15	15	15	15	15	15	15	15
33	13	33	131	131	131	33	33	33	33	33	33	33	33	33	33	33	33	33	33
23	14	23	23	23	23	23	23	23	23	23	23	23	23	23	23	23	23	23	23
56	15	56	56	56	56	56	56	56	56	56	56	56	56	56	56	56	56	56	56



TCR SPAIN
ROUND 1 - JARAMA
Carrera 1

Fastest Lap Sequence

Elapsed	No	Driver	Team	Car	Class	Time	Kph	Lap
3:18.129	10	Viktor ANDERSSON	MONLAU MOTORSPORT	Cupra Leon VZ TCR	SPAIN	1:38.342	140.9	2
4:56.455	10	Viktor ANDERSSON	MONLAU MOTORSPORT	Cupra Leon VZ TCR	SPAIN	1:38.326	141.0	3

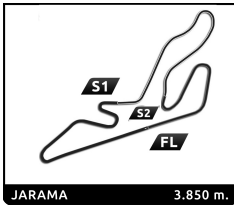


TCR SPAIN ROUND 1 - JARAMA Carrera 1

Analysis by lap

Lapped ■

No	Lap Time	Gap	No	Lap Time	Gap	No	Lap Time	Gap	No	Lap Time	Gap	No	Lap Time	Gap			
Lap 1																	
10	1:39.787	0.000	27	1:39.352	4.424	11	1:42.276	21.940	23	1:43.966	53.045	81	1:41.063	3.453	237	1:40.988	3.677
81	1:41.107	1.320	73	1:39.565	5.863	5	1:41.878	23.431	56	1:44.247	55.198	27	1:40.517	5.256	73	1:41.294	12.285
237	1:41.789	2.002	72	1:39.326	6.403	131	1:41.768	29.410	Lap 11								
27	1:42.200	2.413	41	1:40.686	10.552	15	1:43.535	31.145	10	1:39.959		72	1:41.038	13.199			
73	1:43.158	3.371	115	1:41.284	14.225	33	1:42.995	38.105	81	1:40.131	2.474	41	1:42.090	27.155			
72	1:43.545	3.758	11	1:42.299	14.823	23	1:44.120	39.897	237	1:40.212	3.143	115	1:42.572	31.329			
41	1:44.598	4.811	5	1:41.066	16.380	56	1:43.689	42.153	27	1:40.175	6.364	11	1:44.825	40.840			
11	1:45.929	6.142	15	1:42.353	18.940	Lap 8						5	1:45.862	42.426			
115	1:46.231	6.444	131	1:41.712	21.614	10	1:39.279		72	1:40.856	12.413	131	1:42.280	42.784			
5	1:47.310	7.523	33	1:44.110	23.797	81	1:39.541	2.020	41	1:41.509	24.063	15	1:43.760	55.970			
15	1:47.849	8.062	23	1:43.461	26.110	237	1:39.699	2.968	115	1:41.646	26.621	33	1:43.863	1:00.558			
33	1:48.594	8.807	56	1:43.551	28.606	27	1:39.863	5.645	11	1:42.842	32.856	23	1:43.967	1:06.893			
131	1:48.916	9.129	Lap 5						5	1:42.917	34.334	56	1:44.722	1:10.271			
23	1:50.373	10.586	10	1:38.916		72	1:40.076	8.927	131	1:41.939	38.998	Lap 15					
56	1:51.358	11.571	81	1:38.892	1.953	72	1:40.193	9.544	15	1:43.904	47.049	10	1:40.638				
Lap 2																	
10	1:38.342		237	1:38.774	2.580	41	1:41.697	18.908	33	1:43.581	52.243	237	1:40.132	3.171			
81	1:38.882	1.860	27	1:39.273	4.781	115	1:41.409	21.525	23	1:44.093	57.179	81	1:41.346	4.161			
237	1:38.888	2.548	73	1:39.617	6.564	11	1:42.071	24.732	56	1:44.310	59.549	27	1:40.555	5.173			
27	1:38.977	3.048	72	1:40.168	7.655	5	1:41.877	26.029	Lap 12								
73	1:38.903	3.932	41	1:40.931	12.567	131	1:42.013	32.144	10	1:40.027		73	1:41.360	13.007			
72	1:39.453	4.869	115	1:40.533	15.842	15	1:43.677	35.543	81	1:40.137	2.584	72	1:41.056	13.617			
41	1:40.272	6.741	11	1:41.256	17.163	33	1:43.390	42.216	237	1:39.823	2.939	41	1:41.887	28.404			
11	1:41.146	8.946	5	1:41.374	18.838	23	1:43.997	44.615	27	1:40.362	6.699	115	1:42.204	32.895			
115	1:41.520	9.622	15	1:43.009	23.033	56	1:43.579	46.453	73	1:41.046	12.294	11	1:43.561	43.763			
5	1:41.745	10.926	131	1:41.109	23.807	Lap 9						5	1:42.355	44.143			
15	1:41.890	11.610	33	1:43.152	28.033	10	1:39.689		72	1:40.695	13.081	131	1:42.935	45.081			
33	1:43.064	13.529	23	1:43.504	30.698	81	1:39.863	2.194	41	1:41.575	25.611	15	1:43.761	59.093			
131	1:43.029	13.816	56	1:43.663	33.353	237	1:39.744	3.023	115	1:42.114	28.708	33	1:43.880	1:03.800			
23	1:43.983	16.227	Lap 6						11	1:42.660	35.489	23	1:44.249	1:10.504			
56	1:44.929	18.158	10	1:39.194		73	1:40.094	6.050	5	1:42.156	36.463	56	1:45.265	1:14.898			
Lap 3																	
10	1:38.326		81	1:39.095	1.854	72	1:40.623	10.478	131	1:41.768	40.739	Lap 16					
81	1:38.334	1.868	237	1:39.253	2.639	41	1:41.577	20.796	15	1:43.681	50.703	10	1:40.552				
237	1:38.690	2.912	27	1:39.527	5.114	115	1:41.608	23.444	33	1:43.666	55.882	237	1:40.297	2.916			
27	1:39.023	3.745	73	1:39.880	7.250	11	1:42.528	27.571	23	1:43.847	1:00.999	81	1:40.934	4.543			
73	1:39.365	4.971	72	1:39.439	7.900	5	1:42.218	28.558	56	1:44.212	1:03.734	27	1:41.234	5.855			
72	1:39.207	5.750	41	1:41.484	14.857	131	1:42.122	34.577	Lap 13								
41	1:40.124	8.539	115	1:41.070	17.718	15	1:43.616	39.470	10	1:40.356		73	1:41.633	14.088			
11	1:40.577	11.197	11	1:41.259	19.228	33	1:42.895	45.422	81	1:42.020	4.248	72	1:41.572	14.637			
115	1:40.318	11.614	5	1:41.473	21.117	23	1:44.055	48.981	237	1:41.964	4.547	41	1:42.175	30.027			
5	1:41.387	13.987	15	1:43.335	27.174	56	1:44.089	50.853	73	1:40.911	12.849	115	1:43.110	35.453			
15	1:41.976	15.260	131	1:42.593	27.206	Lap 10						11	1:43.352	46.563			
33	1:43.157	18.360	33	1:45.835	34.674	10	1:39.902		5	1:42.315	38.422	5	1:43.529	47.120			
131	1:43.085	18.575	23	1:43.837	35.341	81	1:40.010	2.302	72	1:41.294	14.019	131	1:42.996	47.525			
23	1:43.421	21.322	56	1:43.869	38.028	237	1:39.769	2.890	41	1:41.668	26.923	15	1:43.858	1:02.399			
56	1:43.896	23.728	Lap 7						115	1:42.263	30.615	33	1:43.435	1:06.683			
Lap 4																	
10	1:38.673		10	1:39.564		73	1:40.718	10.282	11	1:42.740	37.873	23	1:44.596	1:14.548			
81	1:38.782	1.977	81	1:39.468	1.758	72	1:40.940	11.516	5	1:42.315	38.422	56	1:45.486	1:19.832			
237	1:38.483	2.722	237	1:39.473	2.548	41	1:41.619	22.513	131	1:41.979	42.362	Lap 17					
Lap 14																	
10	1:41.858		27	1:39.511	5.061	115	1:41.392	24.934	15	1:43.721	54.068	10	1:41.441				
Lap 15																	
10	1:39.959		73	1:40.444	8.130	11	1:42.304	29.973	33	1:43.027	58.553	237	1:40.172	1.647			
81	1:40.131	2.474	72	1:40.294	8.630	5	1:42.720	31.376	23	1:44.141	1:04.784	81	1:41.079	4.181			
237	1:40.212	3.143	41	1:41.197	16.490	131	1:42.343	37.018	56	1:44.029	1:07.407	27	1:41.085	5.499			
27	1:40.175	6.364	115	1:41.241	19.395	15	1:43.536	43.104	73	1:41.863	14.510	72	1:42.272	15.468			
73	1:40.952	11.275															
72	1:40.856	12.413															
41	1:41.509	24.063															
115	1:41.646	26.621															
11	1:42.842	32.856															
5	1:42.917	34.334															
131	1:41.939	38.998															
15	1:43.904	47.049															
33	1:43.581	52.243															
23	1:44.093	57.179															
56	1:44.310	59.549															

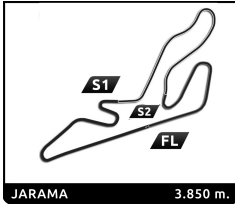


TCR SPAIN
ROUND 1 - JARAMA
Carrera 1

Analysis by lap



Lapped 

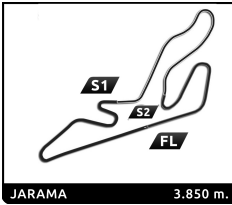
	No Lap Time	Gap	No Lap Time	Gap	No Lap Time	Gap	No Lap Time	Gap	No Lap Time	Gap
41	1:42.678	31.264								
115	1:43.301	37.313								
11	1:43.054	48.176								
5	1:43.345	49.024								
131	1:43.470	49.554								
15	1:44.185	1:05.143								
33	1:44.137	1:09.379								
23	1:45.461	1:18.568								
56	1:48.505	1:26.896								



TCR SPAIN
ROUND 1 - JARAMA
Carrera 1

Flag Analysis

Flag	Time
 GREEN FLAG	11:54:28.984
 CHEQUERED FLAG	12:22:45.487




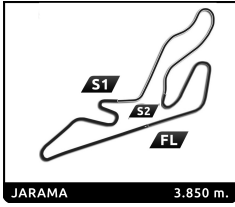
TCR SPAIN
ROUND 1 - JARAMA
Carrera 1

Provisional Race Director Report

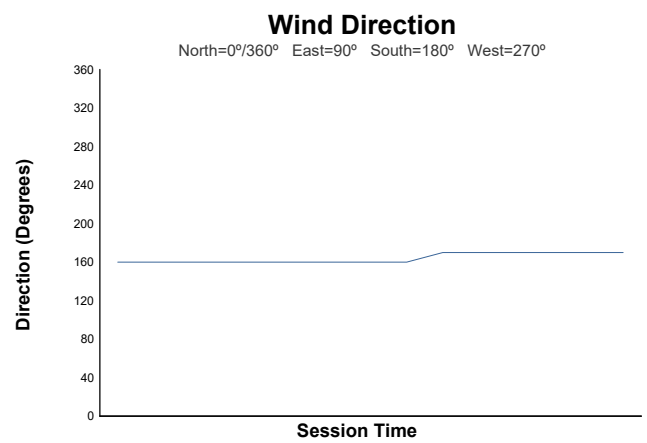
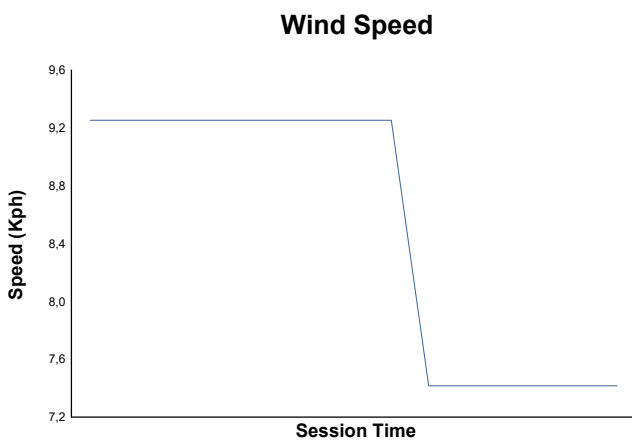
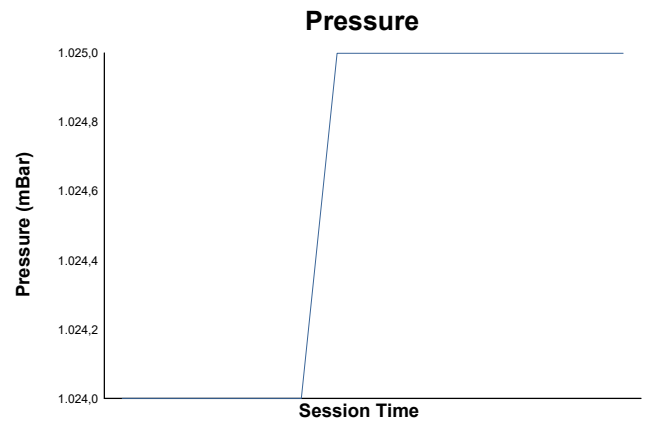
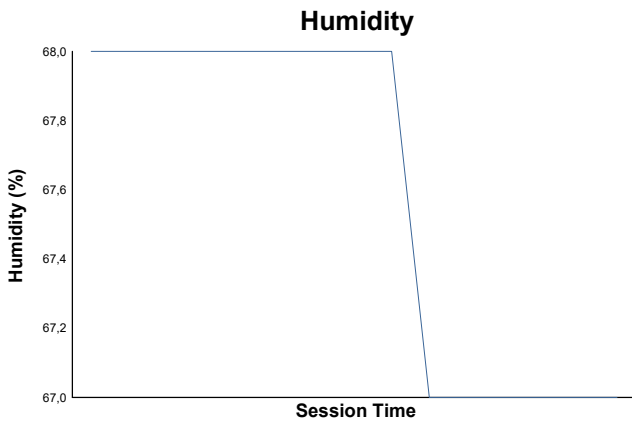
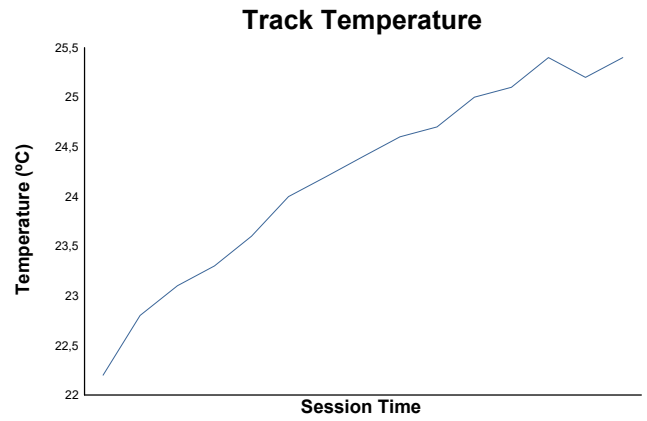
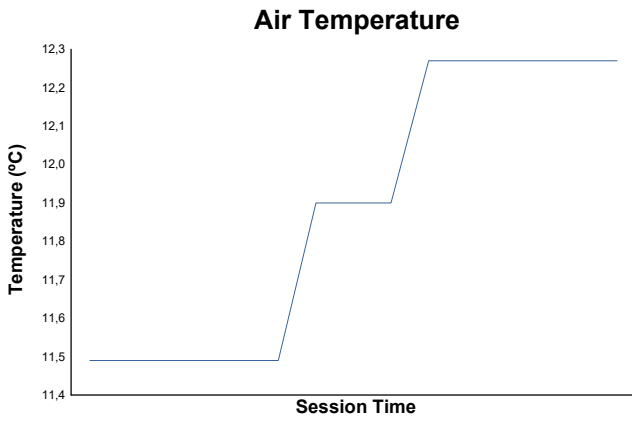
Hour	Flag	Message
11:40:36		TCR PIT LANE WILL OPEN 11:41
11:41:04		PIT LANE OPEN
11:46:01		PIT EXIT CLOSED
11:55:44		START PROCEDURE UNDER INVESTIGATION
11:59:19		START PROCEDURE AFTER INVESTIGATION NFA NEEDED

Published at:

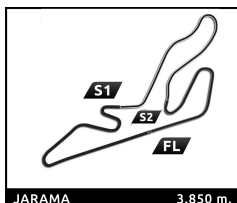
<p>Race Director:</p>	<p>Timekeeper: Alberto ESTÉBANEZ</p> 
------------------------------	---------------------------------------------------------------------------------------------------------------------------------------



ROUND 1 - JARAMA
TCR SPAIN
Carrera 1
Weather Report



Track Status: **DRY**




TCR SPAIN
ROUND 1 - JARAMA
Carrera 2 (25 Minutes +1 Lap)

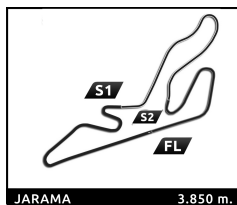
Final Starting Grid

1:44.264 Samuel GOMEZ(M)	RX PRO RACING	56	- 8 -		
1:43.358 Samuel CHALIGNE(M)	TEAM CLAIRET SPORT	33	- 7 -	23	CASAL COMPETICIÓN Miguel VILLACIEROS 1:43.615
1:41.167 Matheiu CASALONGA(M)	TEAM CLAIRET SPORT	131	- 6 -	15	DRIVER'S ACADEMY COMPETICION Alvaro RODRIGUEZ(M) 1:41.975
1:37.506 Sten-Dorian PIRIMÄGI	ALM MOTORSPORT	237	- 5 -	10	MONLAU MOTORSPORT Viktor ANDERSSON 1:37.195
1:38.321 Manuel FERNANDES	SP COMPÉTITION	27	- 4 -	81	TEAM CLAIRET SPORT Erik ZABALA 1:37.814
1:39.039 Sandro PELATTI(M)	SP COMPÉTITION	72	- 3 -	73	AUTO CLUB RC2 VALLES Victor FERNANDEZ(M) 1:38.880
1:39.291 Rene POLVSEN(M)	ALM MOTORSPORT	41	- 2 -	115	VANNIN MOTORSPORT Luke SARGEANT 1:39.217
1:39.929 Demir ERÖGE(M)	ALM MOTORSPORT	5	- 1 -	11	RX PRO RACING Busian FONTAN 1:39.647



Published at:

	<p>Timekeeper: Alberto ESTÉBANEZ</p> 
--	---------------------------------------------------------------------------------------------------------------------------------------



TCR SPAIN

ROUND 1 - JARAMA

Carrera 2 (25 Minutes + 1 Lap)

Final Classification

No Driver	Nat	Team	Car	Cl.	Laps	Total Time	Gap	Kph	Best Lap		
									Lap	Time	Kph
1 81 Erik ZABALA(Jr)	ESP	TEAM CLAIRET SPORT	Audi RS3 LMS TCR	SPAIN	16	26:52.038	-	137.6	4	1:39.153	139.8
2 237 Sten-Dorian PIRIMÁGI	EST	ALM MOTORSPORT	Honda CIVIC FL 5 TCR	SPAIN	16	26:52.341	+0.303	137.5	5	1:39.584	139.2
3 10 Viktor ANDERSSON	SWE	MONLAU MOTORSPORT	Cupra Leon VZ TCR	SPAIN	16	26:56.760	+4.722	137.2	2	1:39.426	139.4
4 27 Manuel FERNANDES	PRT	SP COMPÉTITION	Cupra Leon VZ TCR	SPAIN	16	27:10.824	+18.786	136.0	4	1:39.257	139.6
5 11 Busian FONTAN	ESP	RX PRO RACING	Audi RS3 LMS TCR	SPAIN	16	27:25.536	+33.498	134.8	5	1:40.417	138.0
6 131 Matheiu CASALONGA(M)	FRA	TEAM CLAIRET SPORT	Audi RS3 LMS TCR	SPAIN	16	27:27.070	+35.032	134.6	5	1:41.424	136.7
7 5 Demir ERÖGE(M)	TUR	ALM MOTORSPORT	Honda CIVIC FL 5 TCR	SPAIN	16	27:29.808	+37.770	134.4	6	1:41.245	136.9
8 115 Luke SARGEANT	GBR	VANNIN MOTORSPORT	Audi RS3 LMS TCR	SPAIN	16	27:39.165	+47.127	133.7	5	1:40.897	137.4
9 41 Rene POLVSEN(M)	DNK	ALM MOTORSPORT	Honda CIVIC FL 5 TCR	SPAIN	16	27:40.369	+48.331	133.6	4	1:40.866	137.4
10 15 Alvaro RODRIGUEZ(M)	ESP	DRIVERS ACADEMY COMPETICION	Peugeot 308 Racing Cup	CUP	16	27:43.515	+51.477	133.3	7	1:43.133	134.4
11 23 Miguel VILLACIEROS	ESP	CASAL COMPETICIÓN	Cupra TCR	CUP	16	27:44.743	+52.705	133.2	5	1:43.086	134.5
12 56 Samuel GOMEZ(M)	ESP	RX PRO RACING	Peugeot 308 Racing Cup	CUP	16	28:03.373	+1:11.335	131.7	3	1:43.140	134.4
13 33 Samuel CHALIGNÉ(M)	FRA	TEAM CLAIRET SPORT	Cupra Leon VZ TCR	SPAIN	16	28:09.593	+1:17.555	131.3	3	1:44.358	132.8
14 72 Sandro PELATTI(M)	ITA	SP COMPÉTITION	Cupra Leon VZ TCR	SPAIN	12	21:05.587	4 Laps	131.4	2	1:39.160	139.8
Not classified											
73 Victor FERNANDEZ(M)	ESP	AUTO CLUB RC2 VALLES	Honda CIVIC FL 5 TCR	SPAIN	3	5:43.791			2	1:39.632	139.1

Pole Position:

Fastest Lap:

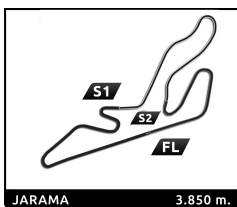
Lap4	Erik ZABALA(Jr)	1:39.153	139.8 Kph
------	-----------------	-----------------	-----------

CAR #11 - TIME PENALTY OF 5 SECONDS - STEWARDS DECISION N°4
 CAR #41 - TIME PENALTY OF 10 SECONDS - STEWARDS DECISION N°5
 CAR #115 - DRIVE THROUGH - STEWARDS DECISION N°6
 CAR #27 - DRIVE THROUGH - STEWARDS DECISION N°7

Published at:

Track Status: **DRY**

	Timekeeper: Alberto ESTÉBANEZ 
--	----------------------------------------------------------------------------------------------------------------------------------



TCR SPAIN ROUND 1 - JARAMA Carrera 2 (25 Minutes + 1 Lap)


Final Classification by Class

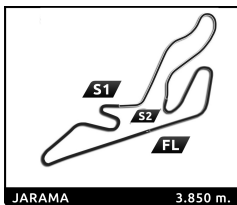
No	Driver	Nat	Team	Car	Laps	Total Time	Gap	Kph	Best Lap			
									Lap	Time	Kph	
SPAIN												
1	81 Erik ZABALA(Jr)	ESP	TEAM CLAIRET SPORT	Audi RS3 LMS TCR	16	26:52.038		137.6	4	1:39.153	139.8	
2	237 Sten-Dorian PIRIMÁGI	EST	ALM MOTORSPORT	Honda CIVIC FL 5 TCR	16	26:52.341	+0.303	137.5	5	1:39.584	139.2	
3	10 Viktor ANDERSSON	SWE	MONLAU MOTORSPORT	Cupra Leon VZ TCR	16	26:56.760	+4.722	137.2	2	1:39.426	139.4	
4	27 Manuel FERNANDES	PRT	SP COMPÉTITION	Cupra Leon VZ TCR	16	27:10.824	+18.786	136.0	4	1:39.257	139.6	
5	11 Busian FONTAN	ESP	RX PRO RACING	Audi RS3 LMS TCR	16	27:25.536	+33.498	134.8	5	1:40.417	138.0	
6	131 Matheiu CASALONGA(M)	FRA	TEAM CLAIRET SPORT	Audi RS3 LMS TCR	16	27:27.070	+35.032	134.6	5	1:41.424	136.7	
7	5 Demir ERÖGE(M)	TUR	ALM MOTORSPORT	Honda CIVIC FL 5 TCR	16	27:29.808	+37.770	134.4	6	1:41.245	136.9	
8	115 Luke SARGEANT	GBR	VANNIN MOTORSPORT	Audi RS3 LMS TCR	16	27:39.165	+47.127	133.7	5	1:40.897	137.4	
9	41 Rene POLYSEN(M)	DNK	ALM MOTORSPORT	Honda CIVIC FL 5 TCR	16	27:40.369	+48.331	133.6	4	1:40.866	137.4	
10	33 Samuel CHALIGNE(M)	FRA	TEAM CLAIRET SPORT	Cupra Leon VZ TCR	16	28:09.593	+1'17.555	131.3	3	1:44.358	132.8	
11	72 Sandro PELATTI(M)	ITA	SP COMPÉTITION	Cupra Leon VZ TCR	12	21:05.587	4 Laps	131.4	2	1:39.160	139.8	
Not classified												
73	Victor FERNANDEZ(M)	ESP	AUTO CLUB RC2 VALLES	Honda CIVIC FL 5 TCR	3	5:43.791	13 Laps		2	1:39.632	139.1	
CUP												
1	15 Alvaro RODRIGUEZ(M)	ESP	DRIVERS ACADEMY COMPETICION	Peugeot 308 Racing Cup	16	27:43.515		133.3	7	1:43.133	134.4	
2	23 Miguel VILLACIEROS	ESP	CASAL COMPETICIÓN	Cupra TCR	16	27:44.743	+1.228	133.2	5	1:43.086	134.5	
3	56 Samuel GOMEZ(M)	ESP	RX PRO RACING	Peugeot 308 Racing Cup	16	28:03.373	+19.858	131.7	3	1:43.140	134.4	

CAR #11 - TIME PENALTY OF 5 SECONDS - STEWARDS DECISION N°4
 CAR #41 - TIME PENALTY OF 10 SECONDS - STEWARDS DECISION N°5
 CAR #115 - DRIVE THROUGH - STEWARDS DECISION N°6
 CAR #27 - DRIVE THROUGH - STEWARDS DECISION N°7

Published at:

Track Status: **DRY**

	Timekeeper: Alberto ESTÉBANEZ 
--	----------------------------------------------------------------------------------------------------------------------------------



TCR SPAIN
ROUND 1 - JARAMA
Carrera 2 (25 Minutes + 1 Lap)

Final Classification by Division

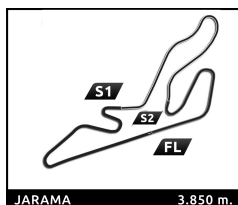
No	Driver	Nat	Team	Car	Laps	Total Time	Gap	Kph	Best Lap		
									Lap	Time	Kph
Jr											
1	81 Erik ZABALA(Jr)	ESP	TEAM CLAIRET SPORT	Audi RS3 LMS TCR	16	26:52.038		137.6	4	1:39.153	139.8
M											
1	131 Matheiu CASALONGA(M)	FRA	TEAM CLAIRET SPORT	Audi RS3 LMS TCR	16	27:27.070		134.6	5	1:41.424	136.7
2	5 Demir ERÖGE(M)	TUR	ALM MOTORSPORT	Honda CIVIC FL 5 TCR	16	27:29.808	+2.738	134.4	6	1:41.245	136.9
3	41 Rene POLYSEN(M)	DNK	ALM MOTORSPORT	Honda CIVIC FL 5 TCR	16	27:40.369	+13.299	133.6	4	1:40.866	137.4
4	15 Alvaro RODRIGUEZ(M)	ESP	DRIVERS ACADEMY COMPETICION	Peugeot 308 Racing Cup	16	27:43.515	+16.445	133.3	7	1:43.133	134.4
5	56 Samuel GOMEZ(M)	ESP	RX PRO RACING	Peugeot 308 Racing Cup	16	28:03.373	+36.303	131.7	3	1:43.140	134.4
6	33 Samuel CHALIGNE(M)	FRA	TEAM CLAIRET SPORT	Cupra Leon VZ TCR	16	28:09.593	+42.523	131.3	3	1:44.358	132.8
7	72 Sandro PELATTI(M)	ITA	SP COMPÉTITION	Cupra Leon VZ TCR	12	21:05.587	4 Laps	131.4	2	1:39.160	139.8
Not classified											
73	Victor FERNANDEZ(M)	ESP	AUTO CLUB RC2 VALLES	Honda CIVIC FL 5 TCR	3	5:43.791	13 Laps		2	1:39.632	139.1

CAR #11 - TIME PENALTY OF 5 SECONDS - STEWARDS DECISION N°4
 CAR #41 - TIME PENALTY OF 10 SECONDS - STEWARDS DECISION N°5
 CAR #115 - DRIVE THROUGH - STEWARDS DECISION N°6
 CAR #27 - DRIVE THROUGH - STEWARDS DECISION N°7

Published at:

Track Status: **DRY**

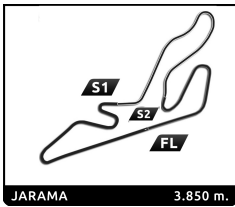
	<p>Timekeeper: Alberto ESTÉBANEZ</p> 
--	---------------------------------------------------------------------------------------------------------------------------------------



TCR SPAIN ROUND 1 - JARAMA Carrera 2

Best Sector Times

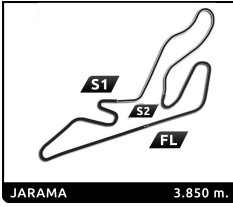
Sector 1			Sector 2			Sector 3			Ideal Lap	Best Lap
Pos	No Driver	Time	No Driver	Time	No Driver	Time	Pos	No Driver		
1	81 E.ZABALA(Jr)	38.391	27 M.FERNANDES	32.538	10 V.ANDERSSON	27.813	1	27 M.FERNANDES	1:38.805	1:39.257 (3)
2	27 M.FERNANDES	38.405	72 S.PELATTI(M)	32.578	27 M.FERNANDES	27.862	2	81 E.ZABALA(Jr)	1:38.884	1:39.153 (1)
3	10 V.ANDERSSON	38.438	237 S.PIRIMÄGI	32.601	72 S.PELATTI(M)	27.866	3	72 S.PELATTI(M)	1:38.981	1:39.160 (2)
4	72 S.PELATTI(M)	38.537	81 E.ZABALA(Jr)	32.611	73 V.FERNANDEZ(M)	27.869	4	237 S.PIRIMÄGI	1:39.224	1:39.584 (5)
5	237 S.PIRIMÄGI	38.591	73 V.FERNANDEZ(M)	32.801	81 E.ZABALA(Jr)	27.882	5	10 V.ANDERSSON	1:39.426	1:39.426 (4)
6	41 R.POLVSEN(M)	38.711	11 B.FONTAN	33.068	237 S.PIRIMÄGI	28.032	6	73 V.FERNANDEZ(M)	1:39.632	1:39.632 (6)
7	115 L.SARGEANT	38.842	115 L.SARGEANT	33.150	115 L.SARGEANT	28.240	7	115 L.SARGEANT	1:40.232	1:40.897 (9)
8	11 B.FONTAN	38.897	10 V.ANDERSSON	33.175	11 B.FONTAN	28.327	8	11 B.FONTAN	1:40.292	1:40.417 (7)
9	73 V.FERNANDEZ(M)	38.962	5 D.ERÖGE(M)	33.383	41 R.POLVSEN(M)	28.418	9	41 R.POLVSEN(M)	1:40.538	1:40.866 (8)
10	5 D.ERÖGE(M)	39.014	41 R.POLVSEN(M)	33.409	5 D.ERÖGE(M)	28.423	10	5 D.ERÖGE(M)	1:40.820	1:41.245 (10)
11	131 M.CASALONGA(M)	39.274	131 M.CASALONGA(M)	33.518	131 M.CASALONGA(M)	28.506	11	131 M.CASALONGA(M)	1:41.298	1:41.424 (11)
12	56 S.GOMEZ(M)	39.794	15 A.RODRIGUEZ(M)	33.885	23 M.VILLACIEROS	28.913	12	56 S.GOMEZ(M)	1:42.846	1:43.140 (14)
13	33 S.CHALIGNE(M)	39.909	23 M.VILLACIEROS	34.017	56 S.GOMEZ(M)	28.963	13	15 A.RODRIGUEZ(M)	1:42.871	1:43.133 (13)
14	15 A.RODRIGUEZ(M)	39.950	56 S.GOMEZ(M)	34.089	15 A.RODRIGUEZ(M)	29.036	14	23 M.VILLACIEROS	1:42.958	1:43.086 (12)
15	23 M.VILLACIEROS	40.028	33 S.CHALIGNE(M)	34.678	33 S.CHALIGNE(M)	29.212	15	33 S.CHALIGNE(M)	1:43.799	1:44.358 (15)



TCR SPAIN
ROUND 1 - JARAMA
Carrera 2

Best Top Speed

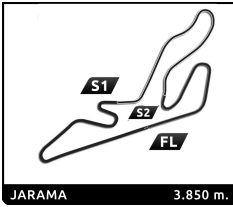
No Driver	Team	Class	Top 1		Top 2		Top 3		Top 4		Top 5		Avg
			Kph	Lap	Kph	Lap	Kph	Lap	Kph	Lap	Kph	Lap	
27	Manuel FERNANDES	SPAIN	241.1	12	240.5	11	240.0	13	238.9	15	238.4	14	239,8
41	Rene POLVSEN(M)	SPAIN	241.1	15	240.0	14	238.9	6	237.9	7	237.4	13	239,1
10	Viktor ANDERSSON	SPAIN	240.0	15	240.0	10	238.9	14	238.9	12	238.9	11	239,3
237	Sten-Dorian PIRIMÄGI	SPAIN	240.0	4	235.8	15	234.3	13	232.8	16	232.8	14	235,1
5	Demir ERÖGE(M)	SPAIN	239.5	6	238.9	14	238.9	12	238.9	7	238.4	10	238,9
11	Busian FONTAN	SPAIN	238.4	2	236.8	4	235.3	9	233.3	16	233.3	8	235,4
115	Luke SARGEANT	SPAIN	238.4	3	235.3	16	231.8	4	231.3	11	230.8	7	233,5
72	Sandro PELATTI(M)	SPAIN	237.9	11	237.9	10	237.4	12	236.8	8	236.8	7	237,4
81	Erik ZABALA(Jr)	SPAIN	237.4	15	236.3	4	233.8	7	233.3	14	233.3	5	234,8
33	Samuel CHALIGNE(M)	SPAIN	234.8	13	234.8	6	234.3	11	234.3	10	233.8	9	234,4
131	Matheiu CASALONGA(M)	SPAIN	234.8	12	234.3	14	233.3	9	232.8	5	232.3	10	233,5
73	Victor FERNANDEZ(M)	SPAIN	228.3	3	227.4	2							227,9
15	Alvaro RODRIGUEZ(M)	CUP	225.5	13	224.1	16	224.1	14	224.1	12	224.1	11	224,4
23	Miguel VILLACIEROS	CUP	225.5	13	224.5	12	224.1	7	223.1	11	222.2	6	223,9
56	Samuel GOMEZ(M)	CUP	223.1	12	223.1	11	223.1	8	222.7	10	222.7	6	222,9



TCR SPAIN
ROUND 1 - JARAMA
Carrera 2

Lap Chart

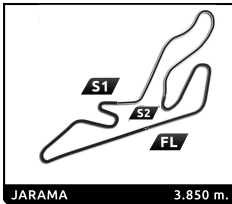
No	Pos	Grid	Lap																
			1	2	3	4	5	6	7	8	9	10	11	12	13	14	15	16	
5	1	5	72	72	72	72	72	72	72	72	72	72	27	27	27	81	81		
11	2	11	73	73	81	81	81	27	27	27	27	27	27	81	81	81	237	237	
41	3	41	81	81	27	27	27	81	81	81	81	81	81	237	237	237	27	10	
115	4	115	27	27	237	237	237	237	237	237	237	237	10	10	10	10	27		
72	5	72	237	237	10	10	10	10	10	10	10	10	10	11	11	11	11	11	
73	6	73	10	10	5	115	115	115	115	115	115	115	115	131	131	131	131	131	
27	7	27	5	5	115	131	131	11	11	11	11	11	11	131	5	5	5	5	
81	8	81	41	41	131	11	11	131	131	131	131	131	131	5	41	41	41	41	
237	9	237	15	115	15	15	15	15	15	15	15	15	41	41	41	15	15	115	115
10	10	10	115	15	23	23	23	23	23	23	41	5	5	15	23	115	15	15	
131	11	131	131	131	11	56	56	56	56	41	23	15	15	23	115	23	23	23	
15	12	15	23	23	56	33	41	41	41	5	5	23	23	56	56	56	56	56	
33	13	33	56	56	33	41	5	5	5	56	56	56	56	72	33	33	33	33	
23	14	23	33	11	41	5	33	33	33	33	33	33	33	33					
56	15	56	11	33	73														



TCR SPAIN
ROUND 1 - JARAMA
Carrera 2

Fastest Lap Sequence

Elapsed	No Driver	Team	Car	Class	Time	Kph	Lap
3:22.050	72 Sandro PELATTI(M)	SP COMPÉTITION	Cupra Leon VZ TCR	SPAIN	1:39.160	139.8	2
6:44.638	81 Erik ZABALA(Jr)	TEAM CLAIRET SPORT	Audi RS3 LMS TCR	SPAIN	1:39.153	139.8	4

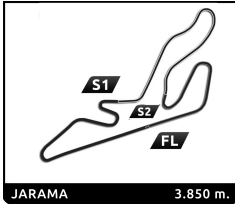


TCR SPAIN
ROUND 1 - JARAMA
Carrera 2

Analysis by lap



Lapped ■

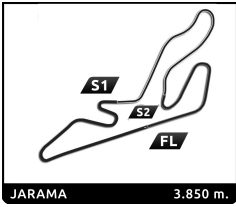
No	Lap Time	Gap	No	Lap Time	Gap	No	Lap Time	Gap	No	Lap Time	Gap	No	Lap Time	Gap
Lap 1			237	1:39.738	5.163	41	1:41.901	31.274	237	1:40.495	3.409	33	1:44.891	1:14.169
72	1:42.890	0.000	10	1:40.174	6.297	5	1:41.454	32.036	10	1:40.730	7.840	Lap 15		
73	1:44.277	1.387	115	1:41.050	11.295	33	1:44.770	40.546	11	1:42.103	19.152	81	1:40.876	
81	1:44.775	1.885	131	1:42.433	16.865	Lap 8			237	1:40.653	0.362			
27	1:45.236	2.346	11	1:41.363	18.342	72	1:40.290		27	1:46.167	1.657			
237	1:45.779	2.889	15	1:43.514	19.023	27	1:39.505	2.639	10	1:40.867	5.200			
10	1:47.023	4.133	23	1:43.205	19.421	81	1:40.075	4.240	11	1:42.270	27.764			
5	1:48.234	5.344	56	1:43.715	20.761	237	1:40.056	4.923	131	1:42.091	34.029			
41	1:49.000	6.110	33	1:44.982	25.787	10	1:40.556	7.587	5	1:42.205	37.693			
15	1:49.012	6.122	41	1:40.866	26.846	115	1:41.911	16.270	41	1:41.910	37.983			
115	1:49.170	6.280	5	1:57.367	27.479	11	1:41.073	21.715	115	1:41.770	47.591			
131	1:50.103	7.213	Lap 5			131	1:42.885	25.885	15	1:43.893	49.633			
23	1:50.677	7.787	72	1:39.680		15	1:43.255	31.300	23	1:43.964	50.364			
56	1:51.433	8.543	81	1:39.976	3.829	23	1:43.316	31.676	56	1:46.406	1:06.323			
33	1:52.281	9.391	27	1:39.743	4.199	41	1:41.219	32.203	33	1:44.707	1:14.366			
11	1:54.985	12.095	237	1:39.584	5.067	5	1:42.257	34.003	Lap 12					
Lap 2			10	1:40.209	6.826	56	1:44.920	35.815	27	1:40.978				
72	1:39.160		115	1:40.897	12.512	33	1:45.480	45.736	81	1:41.034	2.603			
73	1:39.632	1.859	131	1:41.424	18.609	Lap 9			237	1:41.001	2.934			
81	1:39.575	2.300	11	1:40.417	19.079	72	1:40.777		10	1:41.631	7.995			
27	1:39.569	2.755	15	1:43.212	22.555	27	1:39.538	1.400	11	1:42.723	25.550			
237	1:39.740	3.469	23	1:43.086	22.827	81	1:39.953	3.416	115	1:48.046	25.722			
10	1:39.426	4.399	56	1:43.161	24.242	237	1:39.881	4.027	131	1:42.936	32.296			
5	1:41.699	7.883	41	1:41.335	28.501	10	1:40.659	7.469	5	1:42.229	37.498			
41	1:41.164	8.114	5	1:42.086	29.885	115	1:41.355	16.848	41	1:43.268	37.942			
115	1:41.043	8.163	33	1:45.746	31.853	11	1:41.254	22.192	15	1:43.667	42.633			
15	1:43.520	10.482	Lap 6			131	1:42.493	27.601	23	1:43.825	43.339			
131	1:42.692	10.745	72	1:40.167		15	1:43.556	34.079	56	1:45.344	52.309			
23	1:43.348	11.975	27	1:40.074	4.106	41	1:42.767	34.193	72	2:41.719	1:00.243			
56	1:43.578	12.961	81	1:41.121	4.783	23	1:43.970	34.869	33	1:45.734	1:04.070			
11	1:41.877	14.812	237	1:40.297	5.197	5	1:41.868	35.094	Lap 13					
33	1:45.271	15.502	10	1:40.619	7.278	56	1:45.039	40.077	27	1:40.047				
Lap 3			115	1:41.183	13.528	33	1:45.442	50.401	81	1:41.115	3.671			
72	1:39.769		11	1:41.452	20.364	Lap 10			237	1:41.235	4.122			
81	1:41.135	3.666	131	1:42.963	21.405	72	1:40.369		10	1:40.815	8.763			
27	1:41.179	4.165	15	1:43.195	25.583	27	1:39.699	0.730	11	1:42.614	28.117			
237	1:41.011	4.711	23	1:43.263	25.923	81	1:40.500	3.547	131	1:42.642	34.891			
10	1:40.779	5.409	56	1:43.738	27.813	237	1:40.355	4.013	5	1:41.648	39.099			
5	1:41.284	9.398	41	1:41.420	29.754	10	1:41.109	8.209	41	1:41.594	39.489			
115	1:41.137	9.531	5	1:41.245	30.963	115	1:41.669	18.148	15	1:43.453	46.039			
131	1:42.742	13.718	33	1:44.471	36.157	11	1:41.503	23.326	23	1:43.366	46.658			
15	1:44.082	14.795	Lap 7			131	1:42.268	29.500	115	2:01.082	46.757			
23	1:43.296	15.502	72	1:40.381		41	1:41.242	35.066	56	1:46.724	58.986			
11	1:41.222	16.265	27	1:39.699	3.424	5	1:41.494	36.219	33	1:45.784	1:09.807			
56	1:43.140	16.332	81	1:40.053	4.455	15	1:44.487	38.197	Lap 14					
33	1:44.358	20.091	237	1:40.341	5.157	23	1:44.047	38.547	27	1:40.529				
41	1:56.921	25.266	10	1:40.424	7.321	56	1:45.054	44.762	81	1:40.492	3.634			
73	2:19.882	41.972	115	1:41.502	14.649	33	1:45.480	55.512	237	1:40.626	4.219			
Lap 4			11	1:40.949	20.932	Lap 11			10	1:40.609	8.843			
72	1:39.286		131	1:42.266	23.290	72	1:41.099		11	1:42.416	30.004			
81	1:39.153	3.533	15	1:43.133	28.335	27	1:40.867	0.498	131	1:42.086	36.448			
27	1:39.257	4.136	23	1:43.108	28.650	81	1:40.597	3.045	5	1:41.428	39.998			



TCR SPAIN
ROUND 1 - JARAMA
Carrera 2

Flag Analysis


Flag	Time
 GREEN FLAG	17:08:20.152
 CHEQUERED FLAG	17:35:12.190

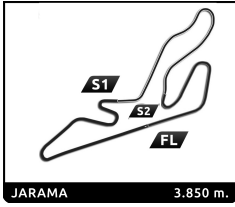


Provisional Race Director Report

Hour	Flag	Message
------	------	---------

Published at:

Race Director:	Timekeeper: Alberto ESTEBANEZ 
-----------------------	----------------------------------------------------------------------------------------------------------------------------------

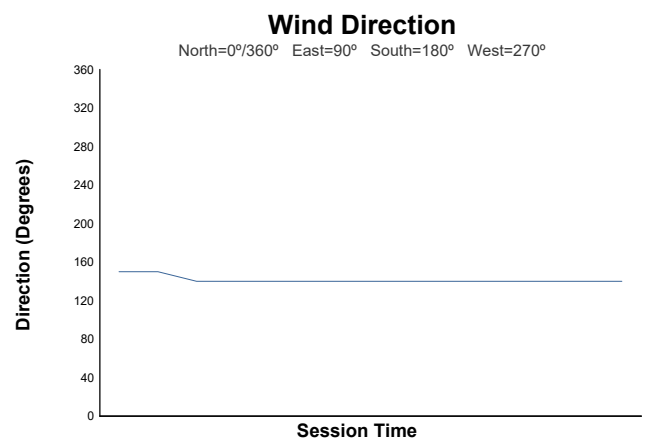
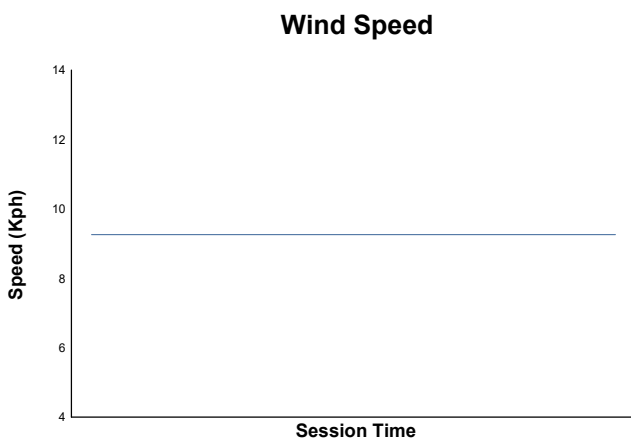
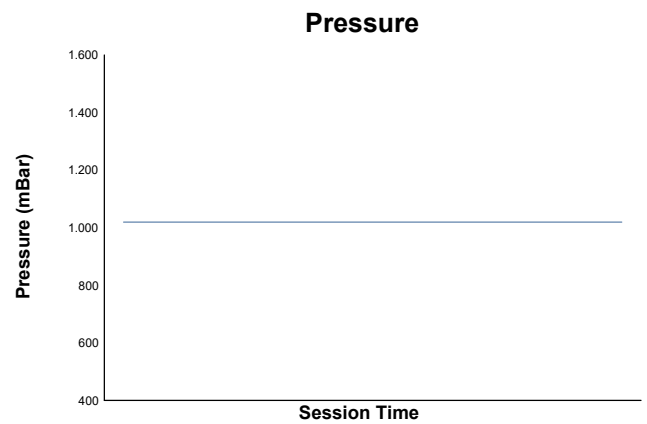
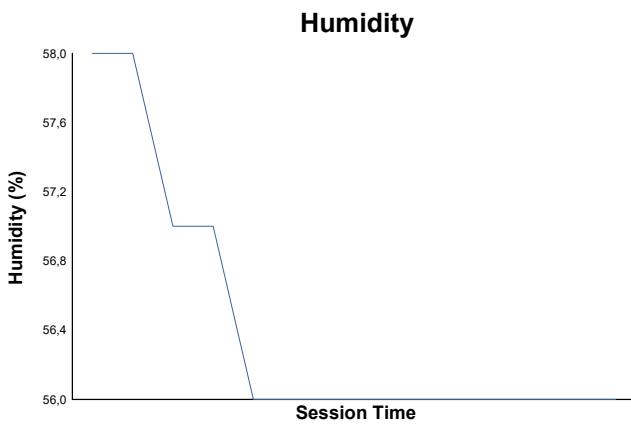
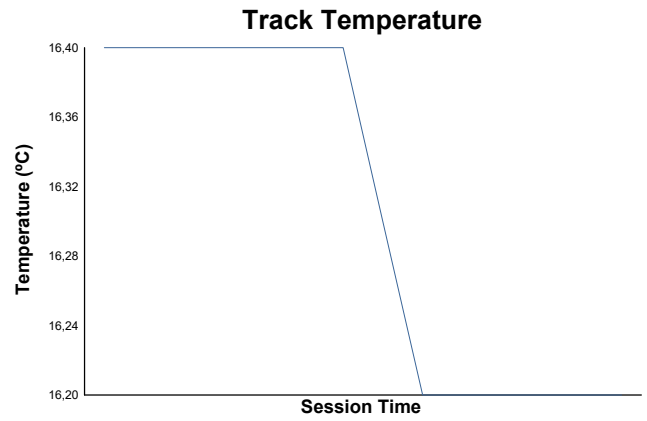
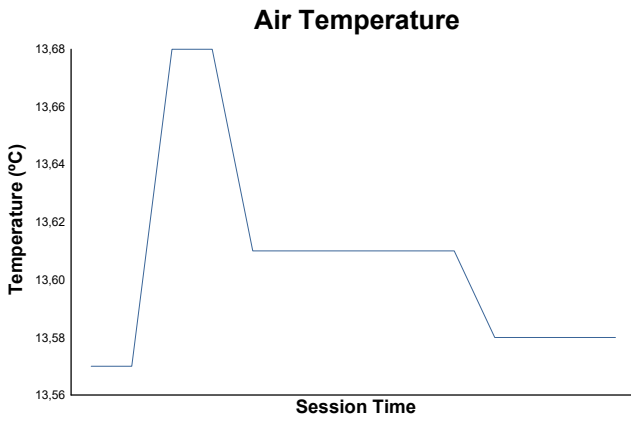


ROUND 1 - JARAMA

TCR SPAIN

Carrera 2

Weather Report



Track Status: **DRY**