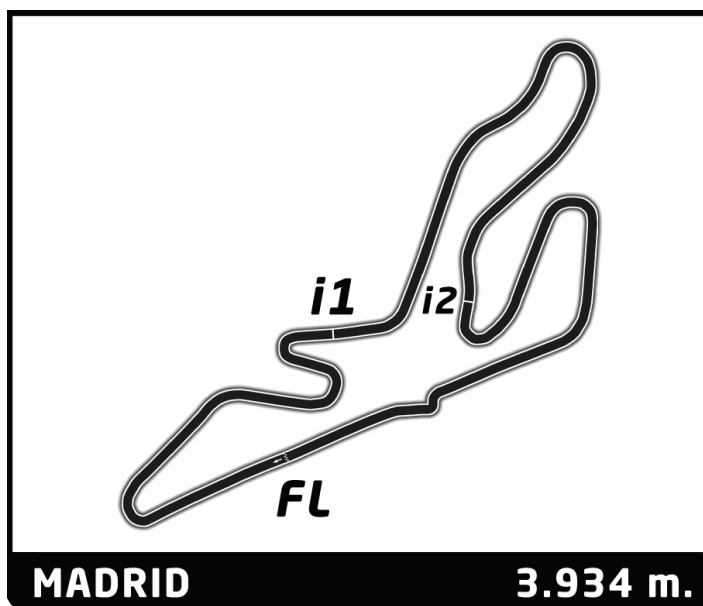


Round 06 - 2026 Cupra Raval Madrid E-Prix

ABB FIA Formula E World Championship
Results Booklet



Doc No.

Date: 20/03/2026

Posted at:

ABB FIA FORMULA E WORLD CHAMPIONSHIP

Round 06 - 2026 Cupra Raval Madrid E-Prix - Free Practice 1

FINAL CLASSIFICATION

POS	NO	DRIVER	NAT	TEAM	CAR	TIME	LAP TOTAL	GAP	KPH
1	33	Dan TICKTUM	GBR	CUPRA KIRO	Porsche 99X Electric WCG3	1:29.403	12 14	- -	158.4
2	21	Nyck DE VRIES	NED	MAHINDRA RACING	M12Electro	1:29.611	12 12	+0.208 +0.208	158.0
3	7	Maximilian GÜNTHER	GER	DS PENSKE	DS E-TENSE FE25	1:29.818	14 14	+0.415 +0.207	157.7
4	94	Pascal WEHRLEIN	GER	Porsche Formula E Team	Porsche 99X Electric	1:29.848	14 14	+0.445 +0.030	157.6
5	77	Taylor BARNARD	GBR	DS PENSKE	DS E-TENSE FE25	1:29.868	14 14	+0.465 +0.020	157.6
6	25	Jean-Éric VERGNE	FRA	Citroën Racing	Citroën Racing e-CX	1:29.957	10 13	+0.554 +0.089	157.4
7	48	Edoardo MORTARA	SUI	MAHINDRA RACING	M12Electro	1:30.047	11 15	+0.644 +0.090	157.3
8	51	Nico MÜLLER	SUI	Porsche Formula E Team	Porsche 99X Electric	1:30.058	14 14	+0.655 +0.011	157.3
9	28	Felipe DRUGOVICH	BRA	Andretti Formula E	Porsche 99X Electric	1:30.212	14 14	+0.809 +0.154	157.0
10	37	Nick CASSIDY	NZL	Citroën Racing	Citroën Racing e-CX	1:30.264	10 13	+0.861 +0.052	156.9
11	22	Zane MALONEY	BAR	LOLA YAMAHA ABT FORMULA E TEAM	Lola T001	1:30.282	13 15	+0.879 +0.018	156.9
12	16	Sébastien BUEMI	SUI	Envision Racing	Jaguar I-Type 7	1:30.364	10 13	+0.961 +0.082	156.7
13	9	Mitch EVANS	NZL	Jaguar TCS Racing	Jaguar I-Type 7	1:30.514	15 15	+1.111 +0.150	156.5
14	27	Jake DENNIS	GBR	Andretti Formula E	Porsche 99X Electric	1:30.554	14 14	+1.151 +0.040	156.4
15	14	Joel ERIKSSON	SWE	Envision Racing	Jaguar I-Type 7	1:30.689	14 14	+1.286 +0.135	156.2
16	1	Oliver ROWLAND	GBR	Nissan Formula E Team	NISSAN e-4ORCE 05	1:30.728	12 13	+1.325 +0.039	156.1
17	13	António Félix DA COSTA	POR	Jaguar TCS Racing	Jaguar I-Type 7	1:31.612	8 15	+2.209 +0.884	154.6
18	11	Lucas DI GRASSI	BRA	LOLA YAMAHA ABT FORMULA E TEAM	Lola T001	1:32.260	10 15	+2.857 +0.648	153.5
19	3	Josep Maria MARTÍ	ESP	CUPRA KIRO	Porsche 99X Electric WCG3	1:32.428	8 13	+3.025 +0.168	153.2
20	23	Norman NATO	FRA	Nissan Formula E Team	NISSAN e-4ORCE 05	1:32.525	9 14	+3.122 +0.097	153.1

■ 350KW

FASTEST LAP

33	Dan TICKTUM	GBR	CUPRA KIRO	Porsche 99X Electric WCG3	1:29.403 on Lap 12	158.4 Kph
----	-------------	-----	------------	---------------------------	--------------------	-----------

CARS 11, 13 AND 14 - SOME LAPTIMES DELETED DUE TO TRACK LIMITS

Stewards:

Matthias Heinz

Achim Loth

Alberto Lindon Fernandez

Timekeeper:

Antonio José Castellón

Series Partners:



No part of these results/data may be reproduced, stored in a retrieval system or transmitted in any form or by any means electronic, mechanical, photocopying, recording, broadcasting or otherwise without prior permission of the copyright holder except for reproduction in local/national/international daily press and regular printed publications on sale to the public within 90 days of the event to which the results/data relate and provided that the copyright symbol appears together with the name of the copyright holder.

The FÉDÉRATION INTERNATIONALE DE L'AUTOMOBILE logo, FÉDÉRATION INTERNATIONALE DE L'AUTOMOBILE, FIA logo, FIA, FIA FORMULA-E CHAMPIONSHIP, FIA FORMULA-E CHAMPIONSHIP logo and related marks are protected trademarks of the Fédération Internationale de l'Automobile (FIA), Chemin de Blandonnet 2, 1214 Vernier, Switzerland.

©2026, Fédération Internationale de l'Automobile (FIA)

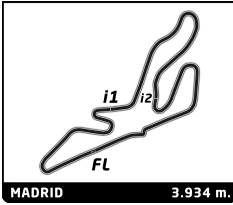


ABB FIA Formula E World Championship

Round 06 - 2026 Cupra Raval Madrid E-Prix

Free Practice 1

Fastest Lap By Power

Nr. Driver	Nat	Team	Car	Time	Lap	Gap	Kph
350 kW							
1	33	Dan TICKTUM	GBR CUPRA KIRO	Porsche 99X Electric WCG3	1:29.403	12	
2	21	Nyck DE VRIES	NED MAHINDRA RACING	M12Electro	1:29.611	12	+0.208 +0.208
3	7	Maximilian GÜNTHER	GER DS PENSKE	DS E-TENSE FE25	1:29.818	14	+0.415 +0.207
4	94	Pascal WEHRLEIN	GER Porsche Formula E Team	Porsche 99X Electric	1:29.848	14	+0.445 +0.030
5	77	Taylor BARNARD	GBR DS PENSKE	DS E-TENSE FE25	1:29.868	14	+0.465 +0.020
6	25	Jean-Éric VERGNE	FRA Citroën Racing	Citroën Racing ë-CX	1:29.957	10	+0.554 +0.089
7	48	Edoardo MORTARA	SUI MAHINDRA RACING	M12Electro	1:30.047	11	+0.644 +0.090
8	51	Nico MÜLLER	SUI Porsche Formula E Team	Porsche 99X Electric	1:30.058	14	+0.655 +0.011
9	28	Felipe DRUGOVICH	BRA Andretti Formula E	Porsche 99X Electric	1:30.212	14	+0.809 +0.154
10	37	Nick CASSIDY	NZL Citroën Racing	Citroën Racing ë-CX	1:30.264	10	+0.861 +0.052
11	22	Zane MALONEY	BAR LOLA YAMAHA ABT FORMULA E TEAM	Lola T001	1:30.282	13	+0.879 +0.018
12	16	Sébastien BUEMI	SUI Envision Racing	Jaguar I-Type 7	1:30.364	10	+0.961 +0.082
13	9	Mitch EVANS	NZL Jaguar TCS Racing	Jaguar I-Type 7	1:30.514	15	+1.111 +0.150
14	27	Jake DENNIS	GBR Andretti Formula E	Porsche 99X Electric	1:30.554	14	+1.151 +0.040
15	14	Joel ERIKSSON	SWE Envision Racing	Jaguar I-Type 7	1:30.689	14	+1.286 +0.135
16	1	Oliver ROWLAND	GBR Nissan Formula E Team	NISSAN e-4ORCE 05	1:30.728	12	+1.325 +0.039
17	11	Lucas DI GRASSI	BRA LOLA YAMAHA ABT FORMULA E TEAM	Lola T001	1:32.376	15	+2.973 +1.648
18	3	Josep Maria MARTÍ	ESP CUPRA KIRO	Porsche 99X Electric WCG3	2:05.131	13	+35.728 +32.755
19	13	António Félix DA COSTA	POR Jaguar TCS Racing	Jaguar I-Type 7	2:09.285	14	+39.882 +4.154
300 kW							
1	13	António Félix DA COSTA	POR Jaguar TCS Racing	Jaguar I-Type 7	1:31.612	8	
2	37	Nick CASSIDY	NZL Citroën Racing	Citroën Racing ë-CX	1:31.927	8	+0.315 +0.315
3	33	Dan TICKTUM	GBR CUPRA KIRO	Porsche 99X Electric WCG3	1:32.019	7	+0.407 +0.092
4	22	Zane MALONEY	BAR LOLA YAMAHA ABT FORMULA E TEAM	Lola T001	1:32.060	8	+0.448 +0.041
5	21	Nyck DE VRIES	NED MAHINDRA RACING	M12Electro	1:32.122	10	+0.510 +0.062
6	16	Sébastien BUEMI	SUI Envision Racing	Jaguar I-Type 7	1:32.124	8	+0.512 +0.002
7	27	Jake DENNIS	GBR Andretti Formula E	Porsche 99X Electric	1:32.175	6	+0.563 +0.051
8	28	Felipe DRUGOVICH	BRA Andretti Formula E	Porsche 99X Electric	1:32.187	12	+0.575 +0.012
9	11	Lucas DI GRASSI	BRA LOLA YAMAHA ABT FORMULA E TEAM	Lola T001	1:32.260	10	+0.648 +0.073
10	48	Edoardo MORTARA	SUI MAHINDRA RACING	M12Electro	1:32.300	9	+0.688 +0.040
11	77	Taylor BARNARD	GBR DS PENSKE	DS E-TENSE FE25	1:32.366	7	+0.754 +0.066
12	94	Pascal WEHRLEIN	GER Porsche Formula E Team	Porsche 99X Electric	1:32.376	8	+0.764 +0.010
13	25	Jean-Éric VERGNE	FRA Citroën Racing	Citroën Racing ë-CX	1:32.408	8	+0.796 +0.032
14	3	Josep Maria MARTÍ	ESP CUPRA KIRO	Porsche 99X Electric WCG3	1:32.428	8	+0.816 +0.020
15	7	Maximilian GÜNTHER	GER DS PENSKE	DS E-TENSE FE25	1:32.444	8	+0.832 +0.016
16	51	Nico MÜLLER	SUI Porsche Formula E Team	Porsche 99X Electric	1:32.452	9	+0.840 +0.008
17	23	Norman NATO	FRA Nissan Formula E Team	NISSAN e-4ORCE 05	1:32.525	9	+0.913 +0.073
18	1	Oliver ROWLAND	GBR Nissan Formula E Team	NISSAN e-4ORCE 05	1:32.578	8	+0.966 +0.053
19	9	Mitch EVANS	NZL Jaguar TCS Racing	Jaguar I-Type 7	1:32.681	10	+1.069 +0.103
20	14	Joel ERIKSSON	SWE Envision Racing	Jaguar I-Type 7	1:33.026	7	+1.414 +0.345

CARS 11, 13 AND 14 - SOME LAPTIMES DELETED DUE TO TRACK LIMITS

Published at:

Track Status: **DRY**

Stewards: Matthias Heinz Achim Loth Alberto Lindon Fernandez			Timekeeper: Antonio José Castellón	

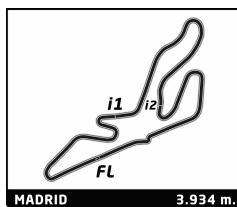


ABB FIA Formula E World Championship

Round 06 - 2026 Cupra Raval Madrid E-Prix

Free Practice 1

Best Sector Times

SECTOR 1			SECTOR 2		SECTOR 3						
Pos	Driver	Time	Driver	Time	Driver	Time	Pos	Driver	Ideal Lap	Best Lap	
1	33 D.TICKTUM	28.988	21 N.DE VRIES	27.204	33 D.TICKTUM	33.196	1	33 D.TICKTUM	1:29.403	1:29.403	(1)
2	21 N.DE VRIES	29.106	33 D.TICKTUM	27.219	27 J.DENNIS	33.222	2	21 N.DE VRIES	1:29.611	1:29.611	(2)
3	94 P.WEHRLEIN	29.118	77 T.BARNARD	27.310	7 M.GÜNTHER	33.237	3	7 M.GÜNTHER	1:29.818	1:29.818	(3)
4	51 N.MÜLLER	29.152	94 P.WEHRLEIN	27.343	21 N.DE VRIES	33.301	4	94 P.WEHRLEIN	1:29.848	1:29.848	(4)
5	48 E.MORTARA	29.158	48 E.MORTARA	27.343	28 F.DRUGOVICH	33.353	5	77 T.BARNARD	1:29.868	1:29.868	(5)
6	37 N.CASSIDY	29.158	7 M.GÜNTHER	27.378	25 J.VERGNE	33.383	6	48 E.MORTARA	1:29.903	1:30.047	(7)
7	25 J.VERGNE	29.166	25 J.VERGNE	27.408	94 P.WEHRLEIN	33.387	7	25 J.VERGNE	1:29.957	1:29.957	(6)
8	77 T.BARNARD	29.166	13 A.DA COSTA	27.427	77 T.BARNARD	33.392	8	51 N.MÜLLER	1:30.058	1:30.058	(8)
9	7 M.GÜNTHER	29.203	51 N.MÜLLER	27.465	48 E.MORTARA	33.402	9	28 F.DRUGOVICH	1:30.212	1:30.212	(9)
10	28 F.DRUGOVICH	29.215	37 N.CASSIDY	27.528	51 N.MÜLLER	33.441	10	37 N.CASSIDY	1:30.229	1:30.264	(10)
11	22 Z.MALONEY	29.269	16 S.BUEMI	27.550	22 Z.MALONEY	33.451	11	22 Z.MALONEY	1:30.282	1:30.282	(11)
12	16 S.BUEMI	29.310	22 Z.MALONEY	27.562	16 S.BUEMI	33.485	12	16 S.BUEMI	1:30.345	1:30.364	(12)
13	14 J.ERIKSSON	29.359	9 M.EVANS	27.601	9 M.EVANS	33.540	13	9 M.EVANS	1:30.514	1:30.514	(13)
14	9 M.EVANS	29.373	14 J.ERIKSSON	27.627	37 N.CASSIDY	33.543	14	27 J.DENNIS	1:30.554	1:30.554	(14)
15	13 A.DA COSTA	29.413	1 O.ROWLAND	27.639	1 O.ROWLAND	33.639	15	14 J.ERIKSSON	1:30.689	1:30.689	(15)
16	1 O.ROWLAND	29.450	28 F.DRUGOVICH	27.644	14 J.ERIKSSON	33.703	16	1 O.ROWLAND	1:30.728	1:30.728	(16)
17	27 J.DENNIS	29.498	27 J.DENNIS	27.834	11 L.DI GRASSI	33.867	17	13 A.DA COSTA	1:30.818	1:31.612	(17)
18	11 L.DI GRASSI	29.902	23 N.NATO	27.974	13 A.DA COSTA	33.978	18	11 L.DI GRASSI	1:31.803	1:32.260	(18)
19	3 J.MARTÍ	30.041	3 J.MARTÍ	27.997	23 N.NATO	34.382	19	3 J.MARTÍ	1:32.428	1:32.428	(19)
20	23 N.NATO	30.128	11 L.DI GRASSI	28.034	3 J.MARTÍ	34.390	20	23 N.NATO	1:32.484	1:32.525	(20)

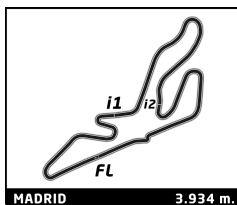


ABB FIA Formula E World Championship

Round 06 - 2026 Cupra Raval Madrid E-Prix

Free Practice 1

Fastest Lap Sequence

Elapsed	Driver	Team	Car	Time	Kph	Lap
4:14.915	51 Nico MÜLLER	Porsche Formula E Team	Porsche 99X Electric	2:05.787	112.6	2
4:17.772	9 Mitch EVANS	Jaguar TCS Racing	Jaguar I-Type 7	2:04.381	113.9	2
4:18.987	94 Pascal WEHRLEIN	Porsche Formula E Team	Porsche 99X Electric	2:02.228	115.9	2
4:19.375	23 Norman NATO	Nissan Formula E Team	NISSAN e-4ORCE 05	2:01.447	116.6	2
4:19.664	48 Edoardo MORTARA	MAHINDRA RACING	M12Electro	2:00.965	117.1	2
4:31.496	7 Maximilian GÜNTHER	DS PENSKE	DS E-TENSE FE25	1:52.936	125.4	2
4:33.070	28 Felipe DRUGOVICH	Andretti Formula E	Porsche 99X Electric	1:43.325	137.1	2
5:57.237	51 Nico MÜLLER	Porsche Formula E Team	Porsche 99X Electric	1:42.322	138.4	3
5:58.911	48 Edoardo MORTARA	MAHINDRA RACING	M12Electro	1:39.247	142.7	3
5:59.596	21 Nyck DE VRIES	MAHINDRA RACING	M12Electro	1:39.051	143.0	3
6:11.945	28 Felipe DRUGOVICH	Andretti Formula E	Porsche 99X Electric	1:38.875	143.2	3
6:14.245	77 Taylor BARNARD	DS PENSKE	DS E-TENSE FE25	1:38.657	143.6	3
6:15.383	14 Joel ERIKSSON	Envision Racing	Jaguar I-Type 7	1:38.528	143.7	3
7:30.029	51 Nico MÜLLER	Porsche Formula E Team	Porsche 99X Electric	1:32.792	152.6	4
9:09.509	48 Edoardo MORTARA	MAHINDRA RACING	M12Electro	1:32.552	153.0	5
18:24.634	94 Pascal WEHRLEIN	Porsche Formula E Team	Porsche 99X Electric	1:32.376	153.3	8
18:34.283	27 Jake DENNIS	Andretti Formula E	Porsche 99X Electric	1:32.175	153.6	6
18:40.109	33 Dan TICKTUM	CUPRA KIRO	Porsche 99X Electric WCG3	1:32.019	153.9	7
20:39.321	13 António Félix DA COSTA	Jaguar TCS Racing	Jaguar I-Type 7	1:31.612	154.6	8
23:54.632	25 Jean-Éric VERGNE	Citroën Racing	Citroën Racing ë-CX	1:29.957	157.4	10
37:22.604	33 Dan TICKTUM	CUPRA KIRO	Porsche 99X Electric WCG3	1:29.403	158.4	12

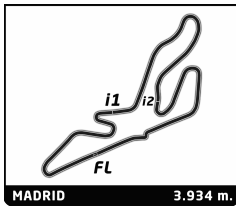


ABB FIA Formula E World Championship

Round 06 - 2026 Cupra Raval Madrid E-Prix

Free Practice 1

Analysis

A Attack Mode ■ 350KW ■ Invalidated Lap ■ Personal Best ■ Session Best ■ Crossing the finish line in pit lane

Lap	Time	Sector 1	Sector 2	Sector 3	Kph	Elapsed	Lap	Time	Sector 1	Sector 2	Sector 3	Kph	Elapsed
1 Oliver ROWLAND GBR													
Nissan Formula E Team							NISSAN e-4ORCE 05						
1	2:21.810	A	1:04.274	35.704	41.832	99.9	2:21.810						
2	2:02.837	A	51.647	32.874	38.316	115.3	4:24.647						
3	1:44.567	A	33.176	31.462	39.929	135.4	6:09.214						
4	1:48.038	A	33.150	32.183	42.705	131.1	7:57.252						
5	7:12.001	B	30.238	29.976	6:11.787	32.8	15:09.253						
6	1:49.084		42.165	29.940	36.979	129.8	16:58.337						
7	1:34.564		29.938	28.139	36.487	149.8	18:32.901						
8	1:32.578		29.883	27.874	34.821	153.0	20:05.479						
9	1:36.231		31.265	29.605	35.361	147.2	21:41.710						
10	13:17.010	B	31.315	32.891	...	17.8	34:58.720						
11	1:47.192	■	38.435	30.716	38.041	132.1	36:45.912						
12	1:30.728	■	29.450	27.639	33.639	156.1	38:16.640						
13	1:47.246		38.361	32.435	36.450	132.1	40:03.886						
3 Josep Maria MARTÍ ESP													
CUPRA KIRO							Porsche 99X Electric WCG3						
1	2:54.430		1:21.595	36.822	56.013	81.2	2:54.430						
2	1:44.228		34.709	31.705	37.814	135.9	4:38.658						
3	1:40.704		32.889	30.268	37.547	140.6	6:19.362						
4	1:50.186		32.186	29.484	48.516	128.5	8:09.548						
5	10:14.368	B	30.622	28.366	9:15.380	23.1	18:23.916						
6	1:58.228		47.054	33.800	37.374	119.8	20:22.144						
7	1:38.682		32.506	29.679	36.497	143.5	22:00.826						
8	1:32.428		30.041	27.997	34.390	153.2	23:33.254						
9	2:05.726		40.317	44.613	40.796	112.6	25:38.980						
10	1:32.731		30.143	28.082	34.506	152.7	27:11.711						
11	8:43.120	B	31.776	30.697	7:40.647	27.1	35:54.831						
12	2:00.380		46.356	33.254	40.770	117.6	37:55.211						
13	2:05.131	■	33.837	32.834	58.460	113.2	40:00.342						
7 Maximilian GÜNTHER GER													
DS PENSKE							DS E-TENSE FE25						
1	2:38.560		1:12.994	35.106	50.460	89.3	2:38.560						
2	1:52.936		43.883	31.992	37.061	125.4	4:31.496						
3	1:39.366		31.630	30.017	37.719	142.5	6:10.862						
4	1:49.615		32.698	31.880	45.037	129.2	8:00.477						
5	11:21.889	B	30.352	28.160	...	20.8	19:22.366						
6	1:59.859		46.037	35.383	38.439	118.2	21:22.225						
7	1:46.220		32.150	33.289	40.781	133.3	23:08.445						
8	1:32.444		29.943	28.139	34.362	153.2	24:40.889						
9	1:53.183	A	35.490	38.505	39.188	125.1	26:34.072						
10	1:30.216	A	29.323	27.440	33.453	157.0	28:04.288						
11	7:30.657	B A	31.891	30.325	6:28.441	31.4	35:34.945						
12	1:59.622		42.101	34.579	42.942	118.4	37:34.567						
13	1:43.660	■	32.545	31.084	40.031	136.6	39:18.227						
14	1:29.818	■	29.203	27.378	33.237	157.7	40:48.045						
9 Mitch EVANS NZL													
Jaguar TCS Racing							Jaguar I-Type 7						
1	2:13.391		54.797	37.196	41.398	106.2	2:13.391						
2	2:04.381		53.621	32.842	37.918	113.9	4:17.772						
3	1:42.701		32.776	31.110	38.815	137.9	6:00.473						
4	1:44.369		32.352	31.034	40.983	135.7	7:44.842						
5 Lucas DI GRASSI BRA													
LOLA YAMAHA ABT FORMULA E TEAM							Lola T001						
1	3:08.902		1:34.385	36.266	58.251	75.0	3:08.902						
2	1:43.495		34.528	31.663	37.304	136.8	4:52.397						
3	1:41.129		32.934	30.773	37.422	140.0	6:33.526						
4	1:51.477		31.725	31.069	48.683	127.0	8:25.003						
5	8:52.596	B	30.171	57.111	7:25.314	26.6	17:17.599						
6	1:55.800		40.839	30.764	44.197	122.3	19:13.399						
7	1:39.479		30.316	28.432	40.731	142.4	20:52.878						
8	2:02.714		40.082	36.660	46.972	114.5	22:56.592						
9	1:53.097		37.105	34.220	41.772	125.2	24:49.689						
10	1:32.260		29.902	28.034	34.324	153.5	26:21.949						
11	1:59.089		38.768	40.857	39.464	118.9	28:21.038						
12	1:32.542		30.039	28.108	34.395	153.0	29:53.580						
13	7:27.901	B	31.535	30.233	6:26.133	31.6	37:21.481						
14	1:47.832	■	38.260	31.631	37.941	131.3	39:09.313						
15	1:32.376	■	30.122	28.387	33.867	153.3	40:41.689						
13 António Félix DA COSTA POR													
Jaguar TCS Racing							Jaguar I-Type 7						
1	2:21.164		57.695	40.289	43.180	100.3	2:21.164						
2	2:02.767		51.577	32.014	39.176	115.4	4:23.931						
3	1:43.104		33.101	31.577	38.426	137.4	6:07.035						
4	1:44.495		34.808	31.055	38.632	135.5	7:51.530						
5	7:39.651	B	33.647	31.456	6:34.548	30.8	15:31.181						
6	1:49.876		39.131	31.621	39.124	128.9	17:21.057						
7	1:46.652		32.473	34.200	39.979	132.8	19:07.709						
8	1:31.612		29.928	27.706	33.978	154.6	20:39.321						
9	2:10.877		38.347	45.031	47.499	108.2	22:50.198						
10	1:33.384		29.732	27.776	35.876	151.7	24:23.582						
11	9:45.540	B	36.821	30.287	8:38.432	24.2	34:09.122						
12	1:54.330		41.615	31.702	41.013	123.9	36:03.452						
13	1:32.293		30.049	27.871	34.373	153.5	37:35.745						
14	2:09.285	A	41.285	39.766	48.234	109.5	39:45.030						
15	1:30.843	A	29.413	27.427	34.003	155.9	41:15.873						
14 Joel ERIKSSON SWE													
Envision Racing							Jaguar I-Type 7						
1	2:51.010		1:20.142	35.839	55.029	82.8	2:51.010						
2	1:45.845		36.362	32.463	37.020	133.8	4:36.855						
3	1:38.528		32.140	30.222	36.166	143.7	6:15.383						
4	1:49.781		31.645	31.117	47.019	129.0	8:05.164						
5	9:21.858	B	30.012	28.144	8:23.702	25.2	17:27.022						
6	1:50.768		38.752	29.133	42.883	127.9	19:17.790						
7	1:33.026		30.138	28.259	34.629	152.2	20:50.816						

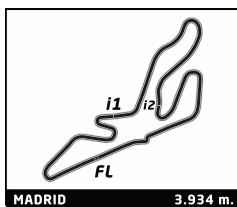


ABB FIA Formula E World Championship

Round 06 - 2026 Cupra Raval Madrid E-Prix

Free Practice 1

Analysis

A Attack Mode ■ 350KW ■ Invalidated Lap ■ Personal Best ■ Session Best ■ Crossing the finish line in pit lane

Lap	Time	Sector 1	Sector 2	Sector 3	Kph	Elapsed	Lap	Time	Sector 1	Sector 2	Sector 3	Kph	Elapsed
8	1:55.181	35.015	37.022	43.144	123.0	22:45.997							
9	1:32.948	29.972	28.294	34.692	152.4	24:18.945							
10	9:44.539 B	31.839	30.396	8:42.304	24.2	34:03.484							
11	1:51.919	40.111	31.188	40.620	126.5	35:55.403							
12	1:33.461	30.443	28.211	34.807	151.5	37:28.864							
13	1:57.629 ■	34.645	36.897	46.087	120.4	39:26.493							
14	1:30.689 ■	29.359	27.627	33.703	156.2	40:57.182							
16	Sébastien BUEMI					SUI							
		Envision Racing		Jaguar I-Type 7									
1	15:12.093 B	8:09.707	40.702	6:21.684	15.5	15:12.093							
2	2:01.377	45.161	35.255	40.961	116.7	17:13.470							
3	1:45.905	34.705	32.265	38.935	133.7	18:59.375							
4	1:57.050	38.891	35.614	42.545	121.0	20:56.425							
5	1:47.148	35.351	31.676	40.121	132.2	22:43.573							
6	1:32.400	30.034	28.186	34.180	153.3	24:15.973							
7	1:59.830	40.580	39.963	39.287	118.2	26:15.803							
8	1:32.124	29.869	28.018	34.237	153.7	27:47.927							
9	1:54.722 ■	40.109	36.720	37.893	123.4	29:42.649							
10	1:30.364 ■	29.310	27.569	33.485	156.7	31:13.013							
11	6:26.951 B ■	33.208	30.446	5:23.297	36.6	37:39.964							
12	2:09.003 ■	44.660	34.069	50.274	109.8	39:48.967							
13	1:30.698 ■	29.434	27.550	33.714	156.1	41:19.665							
21	Nyck DE VRIES					NED							
		MAHINDRA RACING		M12Electro									
1	2:19.329	1:05.613	33.504	40.212	101.6	2:19.329							
2	2:01.216 ■	50.734	32.349	38.133	116.8	4:20.545							
3	1:39.051 ■	32.260	30.387	36.404	143.0	5:59.596							
4	1:40.273 ■	31.923	31.089	37.261	141.2	7:39.869							
5	3:36.513 ■	29.795	27.752	2:38.965	65.4	11:16.381							
6	11:06.163 B	47.141	30.228	9:48.794	21.3	22:22.544							
7	1:45.642	38.052	30.555	37.035	134.1	24:08.186							
8	10:18.238 B	32.382	30.629	9:15.227	22.9	34:26.424							
9	1:42.897	36.613	30.488	35.796	137.6	36:09.321							
10	1:32.122	29.834	27.927	34.361	153.7	37:41.443							
11	1:48.637 ■	35.030	32.272	41.335	130.4	39:30.080							
12	1:29.611 ■	29.106	27.204	33.301	158.0	40:59.691							
22	Zane MALONEY					BAR							
		LOLA YAMAHA ABT FORMULA E TEAM		Lola T001									
1	3:04.890	1:29.954	36.475	58.461	76.6	3:04.890							
2	1:44.937	34.617	33.032	37.288	135.0	4:49.827							
3	1:41.976	33.088	31.428	37.460	138.9	6:31.803							
4	1:47.054	32.485	30.095	44.474	132.3	8:18.857							
5	9:24.508 B	30.024	38.371	8:16.113	25.1	17:43.365							
6	1:50.327	41.293	31.290	37.744	128.4	19:33.692							
7	1:41.153	33.643	31.556	35.954	140.0	21:14.845							
8	1:32.060	29.879	28.003	34.178	153.8	22:46.905							
9	2:08.689 ■	38.828	42.051	47.810	110.1	24:55.594							
10	1:30.378 ■	29.300	27.581	33.497	156.7	26:25.972							
11	8:28.734 B ■	31.763	30.467	7:26.504	27.8	34:54.706							
12	1:45.856 ■	39.304	31.187	35.365	133.8	36:40.562							
13	1:30.282 ■	29.269	27.562	33.451	156.9	38:10.844							
14	1:46.616	32.475	33.543	40.598	132.8	39:57.460							
15	1:32.737	29.879	28.071	34.787	152.7	41:30.197							
23	Norman NATO					FRA							
		Nissan Formula E Team		NISSAN e-4ORCE 05									
1	2:17.928	59.772	37.352	40.804	102.7	2:17.928							
2	2:01.447	51.208	32.317	37.922	116.6	4:19.375							
3	1:43.090	32.938	32.258	37.894	137.4	6:02.465							
4	1:45.332	32.360	33.272	39.700	134.5	7:47.797							
5	1:49.550	30.365	28.609	50.576	129.3	9:37.347							
6	5:30.761 B	1:10.692	51.689	3:28.380	42.8	15:08.108							
7	1:46.374	38.277	30.680	37.417	133.1	16:54.482							
8	1:43.638	31.365	32.619	39.654	136.7	18:38.120							
9	1:32.525	30.128	27.974	34.423	153.1	20:10.645							
10	1:35.705	31.041	29.278	35.386	148.0	21:46.350							
11	13:30.044 B	31.057	34.124	...	17.5	35:16.394							
12	1:47.126	38.709	31.078	37.339	132.2	37:03.520							
13	1:48.563	32.827	36.077	39.659	130.5	38:52.083							
14	1:32.811	30.334	28.095	34.382	152.6	40:24.894							
25	Jean-Éric VERGNE					FRA							
		Citroën Racing		Citroën Racing ë-CX									
1	3:32.102	1:50.200	55.948	45.954	66.8	3:32.102							
2	1:48.848	35.595	33.813	39.440	130.1	5:20.950							
3	1:46.993	34.692	33.838	38.463	132.4	7:07.943							
4	1:40.234	32.044	31.569	36.621	141.3	8:48.177							
5	6:40.642 B	34.380	1:21.227	4:45.035	35.3	15:28.819							
6	1:48.751	40.333	30.971	37.447	130.2	17:17.570							
7	1:46.417	32.186	33.126	41.105	133.1	19:03.987							
8	1:32.408	29.948	28.194	34.266	153.3	20:36.395							
9	1:48.280 ■	34.068	35.299	38.913	130.8	22:24.675							
10	1:29.957 ■	29.166	27.408	33.383	157.4	23:54.632							
11	13:38.260 B	31.562	29.716	...	17.3	37:32.892							
12	2:08.513 ■	47.641	33.768	47.104	110.2	39:41.405							
13	1:30.839 ■	29.627	27.531	33.681	155.9	41:12.244							
27	Jake DENNIS					GBR							
		Andretti Formula E		Porsche 99X Electric									
1	2:43.231	1:16.589	33.911	52.731	86.8	2:43.231							
2	3:43.364 B	39.906	30.334	2:33.124	63.4	6:26.595							
3	1:47.937	38.606	31.937	37.394	131.2	8:14.532							
4	6:56.332 B	31.693	42.343	5:42.296	34.0	15:10.864							
5	1:51.244	41.897	30.671	38.676	127.3	17:02.108							
6	1:32.175	30.108	27.907	34.160	153.6	18:34.283							
7	1:45.185	35.046	32.375	37.764	134.6	20:19.468							
8	1:32.238	30.069	27.906	34.263	153.5	21:51.706							
9	1:37.233	31.474	29.866	35.893	145.7	23:28.939							
10	10:43.154 B	31.526	30.036	9:41.592	22.0	34:12.093							
11	1:53.581	39.966	32.171	41.444	124.7	36:05.674							
12	1:33.125	30.529	28.156	34.440	152.1	37:38.799							
13	2:13.345 ■	39.065	41.336	52.944	106.2	39:52.144							
14	1:30.554 ■	29.498	27.834	33.222	156.4	41:22.698							
28	Felipe DRUGOVICH					BRA							
		Andretti Formula E		Porsche 99X Electric									
1	2:49.745	1:18.481	36.277	54.987	83.4	2:49.745							
2	1:43.325	35.678	30.853	36.794	137.1	4:33.070							
3	1:38.875	32.636	29.965	36.274	143.2	6:11.945							

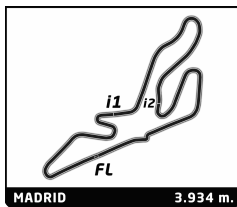


ABB FIA Formula E World Championship

Round 06 - 2026 Cupra Raval Madrid E-Prix

Free Practice 1

Analysis

A Attack Mode ■ 350KW ■ Invalidated Lap ■ Personal Best ■ Session Best ■ B Crossing the finish line in pit lane

Lap	Time	Sector 1	Sector 2	Sector 3	Kph	Elapsed	Lap	Time	Sector 1	Sector 2	Sector 3	Kph	Elapsed
4	1:42.751	32.147	30.760	39.844	137.8	7:54.696	11	1:30.047 A 29.158	27.440	33.449	157.3	26:02.562	
5	10:01.202 B	32.058	31.061	8:58.083	23.6	17:55.898	12	9:41.092 B A 31.221	29.588	8:40.283	24.4	35:43.654	
6	1:47.467	40.229	30.694	36.544	131.8	19:43.365	13	1:56.673	43.495	35.464	37.714	121.4	37:40.327
7	1:33.428	30.190	28.712	34.526	151.6	21:16.793	14	1:41.430 ■	33.068	32.375	35.987	139.6	39:21.757
8	1:54.735	37.184	34.597	42.954	123.4	23:11.528	15	1:30.143 ■	29.398	27.343	33.402	157.1	40:51.900
9	1:32.741	30.226	28.245	34.270	152.7	24:44.269	51 Nico MÜLLER SUI						
10	9:02.658 B	38.529	32.836	7:51.293	26.1	33:46.927	Porsche Formula E Team Porsche 99X Electric						
11	1:46.465	38.998	30.068	37.399	133.0	35:33.392	1	2:09.128	51.104	37.140	40.884	109.7	2:09.128
12	1:32.187	29.998	28.048	34.141	153.6	37:05.579	2	2:05.787	53.419	33.067	39.301	112.6	4:14.915
13	1:51.484 A	37.975	35.225	38.284	127.0	38:57.063	3	1:42.322	33.116	30.823	38.383	138.4	5:57.237
14	1:30.212 A	29.215	27.644	33.353	157.0	40:27.275	4	1:32.792	30.238	28.307	34.247	152.6	7:30.029
33 Dan TICKTUM GBR							51 Nico MÜLLER SUI						
CUPRA KIRO Porsche 99X Electric WCG3							Porsche Formula E Team Porsche 99X Electric						
1	2:56.542	1:23.383	37.379	55.780	80.2	2:56.542	5	8:33.981 B	38.386	39.564	7:16.031	27.6	16:04.010
2	1:44.813	35.015	31.484	38.314	135.1	4:41.355	6	1:48.947	38.845	30.892	39.210	130.0	17:52.957
3	1:44.512	32.609	29.586	42.317	135.5	6:25.867	7	1:32.528	30.080	28.188	34.260	153.1	19:25.485
4	1:46.759	31.770	29.329	45.660	132.7	8:12.626	8	2:03.876	38.830	43.026	42.020	114.3	21:29.361
5	7:03.659 B	30.030	27.860	6:05.769	33.4	15:16.285	9	1:32.452	29.868	28.145	34.439	153.2	23:01.813
6	1:51.805	41.732	32.303	37.770	126.7	17:08.090	10	10:26.338 B	30.876	30.251	9:25.211	22.6	33:28.151
7	1:32.019	29.923	27.885	34.211	153.9	18:40.109	11	1:48.663 A	38.849	32.914	36.900	130.3	35:16.814
8	11:50.213 ■	33.619	30.057	...	19.9	30:30.322	12	1:30.623 A	29.387	27.619	33.617	156.3	36:47.437
9	1:47.682 ■	39.537	30.904	37.241	131.5	32:18.004	13	1:59.280 A	39.510	38.347	41.423	118.7	38:46.717
10	1:56.684	47.719	31.089	37.876	121.4	34:14.688	14	1:30.058 A	29.152	27.465	33.441	157.3	40:16.775
11	1:38.513 A	32.019	30.629	35.865	143.8	35:53.201	77 Taylor BARNARD GBR						
12	1:29.403 A	28.988	27.219	33.196	158.4	37:22.604	DS PENSKE DS E-TENSE FE25						
13	1:51.648 A	37.439	35.455	38.754	126.8	39:14.252	1	2:48.016	1:16.247	36.885	54.884	84.3	2:48.016
14	1:51.199 A	49.764	27.747	33.688	127.4	41:05.451	2	1:47.572	38.342	32.267	36.963	131.7	4:35.588
37 Nick CASSIDY NZL							77 Taylor BARNARD GBR						
Citroën Racing Citroën Racing ë-CX							DS PENSKE DS E-TENSE FE25						
1	3:46.653	2:11.484	52.788	42.381	62.5	3:46.653	3	1:38.657	32.131	30.352	36.174	143.6	6:14.245
2	1:49.199	35.453	33.044	40.702	129.7	5:35.852	4	1:48.447	31.717	30.667	46.063	130.6	8:02.692
3	1:44.203	34.042	32.309	37.852	135.9	7:20.055	5	9:26.893 B	29.929	28.110	8:28.854	25.0	17:29.585
4	1:38.485	31.789	29.499	37.197	143.8	8:58.540	6	1:50.987	38.314	30.886	41.787	127.6	19:20.572
5	7:00.499 B	48.926	1:05.396	5:06.177	33.7	15:59.039	7	1:32.366	29.915	28.001	34.450	153.3	20:52.938
6	1:48.672	39.345	31.235	38.092	130.3	17:47.711	8	1:59.917	38.072	37.801	44.044	118.1	22:52.855
7	1:43.266	32.460	32.710	38.096	137.1	19:30.977	9	1:32.641	30.373	27.972	34.296	152.9	24:25.496
8	1:31.927	29.754	28.080	34.093	154.1	21:02.904	10	9:51.354 B	31.349	29.671	8:50.334	23.9	34:16.850
9	2:00.945 A	38.676	38.543	43.726	117.1	23:03.849	11	1:54.636 A	39.509	32.262	42.865	123.5	36:11.486
10	1:30.264 A	29.158	27.528	33.578	156.9	24:34.113	12	1:30.558 A	29.451	27.551	33.556	156.4	37:42.044
11	12:56.286 B A	32.136	32.581	...	18.2	37:30.399	13	1:51.350 A	35.559	34.662	41.129	127.2	39:33.394
12	1:54.074 ■	38.778	29.976	45.320	124.2	39:24.473	14	1:29.868 A	29.166	27.310	33.392	157.6	41:03.262
13	1:31.006 ■	29.386	28.077	33.543	155.6	40:55.479	94 Pascal WEHRLIN GER						
48 Edoardo MORTARA SUI							94 Pascal WEHRLIN GER						
MAHINDRA RACING M12Electro							Porsche Formula E Team Porsche 99X Electric						
1	2:18.699	1:04.737	34.003	39.959	102.1	2:18.699	1	2:16.759	58.756	37.273	40.730	103.6	2:16.759
2	2:00.965	51.067	32.145	37.753	117.1	4:19.664	2	2:02.228	51.640	32.312	38.276	115.9	4:18.987
3	1:39.247	31.880	30.468	36.899	142.7	5:58.911	3	1:46.275	32.825	34.471	38.979	133.3	6:05.262
4	1:38.046	31.909	30.440	35.697	144.4	7:36.957	4	1:44.493	33.689	31.850	38.954	135.5	7:49.755
5	1:32.552	29.823	28.228	34.501	153.0	9:09.509	5	1:53.910	30.159	28.346	55.405	124.3	9:43.665
6	8:24.682 B	1:06.022	1:22.561	5:56.099	28.1	17:34.191	6	5:23.058 B	1:04.883	52.783	3:25.392	43.8	15:06.723
7	1:47.782	39.336	31.064	37.382	131.4	19:21.973	7	1:45.535	38.081	30.398	37.056	134.2	16:52.258
8	1:38.115	32.124	30.079	35.912	144.3	21:00.088	8	1:32.376	29.883	28.150	34.343	153.3	18:24.634
9	1:32.300	29.938	27.931	34.431	153.4	22:32.388	9	14:24.211 B	31.784	29.624	...	16.4	32:48.845
10	2:00.127 A	36.813	40.375	42.939	117.9	24:32.515	10	1:46.941 A	39.796	31.823	35.322	132.4	34:35.786
							11	1:30.117 A	29.145	27.543	33.429	157.2	36:05.903
							12	2:01.507 A	43.448	39.684	38.375	116.6	38:07.410
							13	1:47.822 A	33.373	31.683	42.766	131.3	39:55.232
							14	1:29.848 ■	29.118	27.343	33.387	157.6	41:25.080

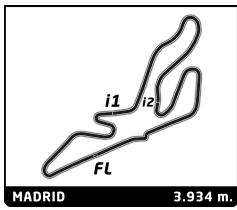
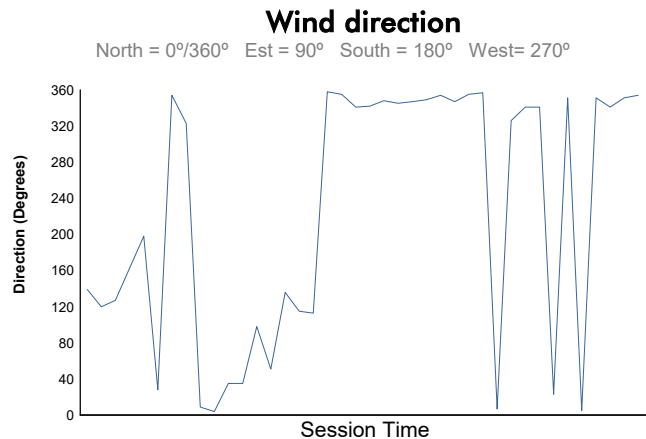
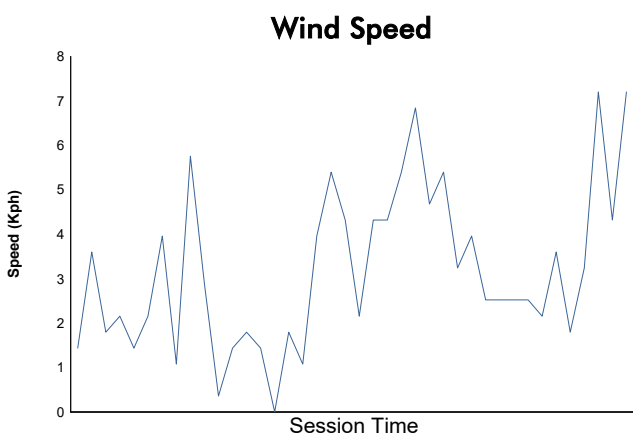
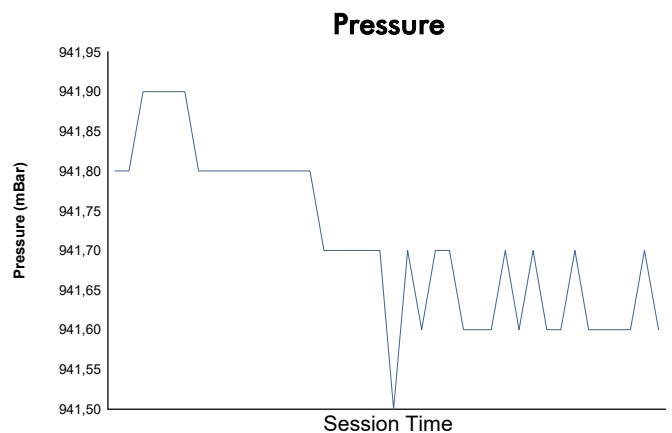
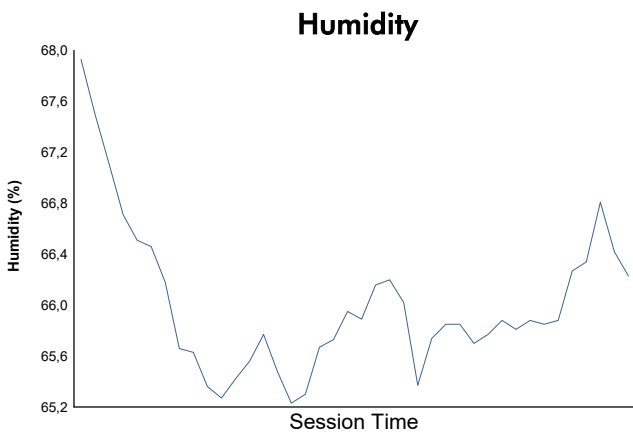
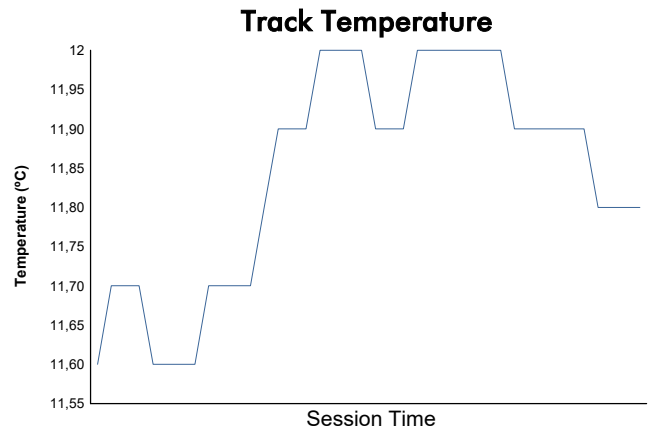
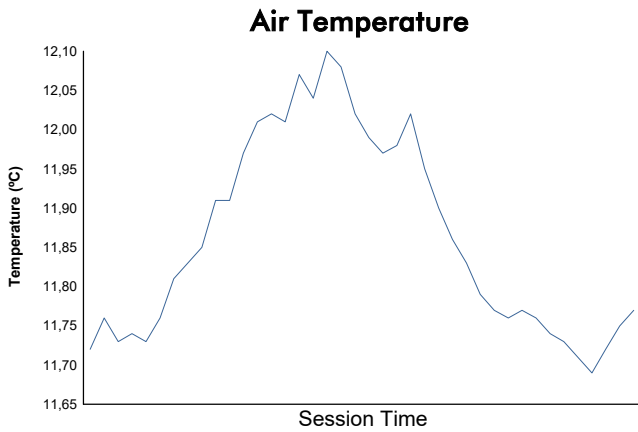


ABB FIA Formula E World Championship
 Round 06 - 2026 Cupra Raval Madrid E-Prix
 Free Practice 1

Weather Report



Track Status: **DRY**

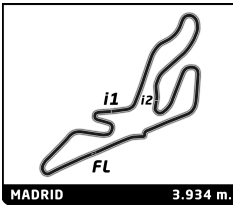


ABB FIA Formula E World Championship

Round 06 - 2026 Cupra Raval Madrid E-Prix

Free Practice 1

Track Limits Analysis

No	Driver	Team	T.L. Nr	Camera	Lap	Time
11	Lucas DI GRASSI	LOLA YAMAHA ABT FORMULA E TEAM	1	T14	7 (+8)	16:50:46.275
						Total Infractions: <input type="text" value="1"/>
13	António Félix DA COSTA	Jaguar TCS Racing	1	T14	10 (+11)	16:54:16.775
13	António Félix DA COSTA	Jaguar TCS Racing	2	T14	15 (+16)	17:11:09.264
						Total Infractions: <input type="text" value="2"/>
14	Joel ERIKSSON	Envision Racing	1	T12	9	16:54:09.173
14	Joel ERIKSSON	Envision Racing	2	T12	12	17:07:18.050
						Total Infractions: <input type="text" value="2"/>

ABB FIA FORMULA E WORLD CHAMPIONSHIP

Round 06 - 2026 Cupra Raval Madrid E-Prix - Free Practice 2

FINAL CLASSIFICATION

POS	NO	DRIVER	NAT	TEAM	CAR	TIME	LAP TOTAL	GAP	KPH
1	28	Felipe DRUGOVICH	BRA	Andretti Formula E	Porsche 99X Electric	1:38.796	16	-	143.3
2	25	Jean-Éric VERGNE	FRA	Citroën Racing	Citroën Racing ë-CX	1:38.870	14	+0.074	143.2
3	23	Norman NATO	FRA	Nissan Formula E Team	NISSAN e-4ORCE 05	1:38.903	14	+0.107	143.2
4	21	Nyck DE VRIES	NED	MAHINDRA RACING	M12Electro	1:38.963	13	+0.167	143.1
5	37	Nick CASSIDY	NZL	Citroën Racing	Citroën Racing ë-CX	1:39.036	15	+0.240	143.0
6	51	Nico MÜLLER	SUI	Porsche Formula E Team	Porsche 99X Electric	1:39.273	13	+0.477	142.7
7	16	Sébastien BUEMI	SUI	Envision Racing	Jaguar I-Type 7	1:39.618	15	+0.822	142.2
8	77	Taylor BARNARD	GBR	DS PENSKE	DS E-TENSE FE25	1:39.634	15	+0.838	142.1
9	27	Jake DENNIS	GBR	Andretti Formula E	Porsche 99X Electric	1:39.738	15	+0.942	142.0
10	1	Oliver ROWLAND	GBR	Nissan Formula E Team	NISSAN e-4ORCE 05	1:39.741	14	+0.945	142.0
11	48	Edoardo MORTARA	SUI	MAHINDRA RACING	M12Electro	1:39.912	11	+1.116	141.7
12	94	Pascal WEHRLEIN	GER	Porsche Formula E Team	Porsche 99X Electric	1:39.946	14	+1.150	141.7
13	13	António Félix DA COSTA	POR	Jaguar TCS Racing	Jaguar I-Type 7	1:40.191	14	+1.395	141.4
14	22	Zane MALONEY	BAR	LOLA YAMAHA ABT FORMULA E TEAM	Lola T001	1:40.348	15	+1.552	141.1
15	33	Dan TICKTUM	GBR	CUPRA KIRO	Porsche 99X Electric WCG3	1:40.449	12	+1.653	141.0
16	3	Josep Maria MARTÍ	ESP	CUPRA KIRO	Porsche 99X Electric WCG3	1:41.477	12	+2.681	139.6
17	7	Maximilian GÜNTHER	GER	DS PENSKE	DS E-TENSE FE25	1:41.914	12	+3.118	139.0
18	9	Mitch EVANS	NZL	Jaguar TCS Racing	Jaguar I-Type 7	1:42.058	13	+3.262	138.8
19	11	Lucas DI GRASSI	BRA	LOLA YAMAHA ABT FORMULA E TEAM	Lola T001	1:43.522	11	+4.726	136.8
20	14	Joel ERIKSSON	SWE	Envision Racing	Jaguar I-Type 7	1:44.225	13	+5.429	135.9

350KW

FASTEST LAP

28 **Felipe DRUGOVICH** BRA Andretti Formula E Porsche 99X Electric **1:38.796 on Lap 16** 143.3 Kph

CARS 11 AND 16 - SOME LAPTIMES DELETED DUE TO TRACK LIMITS

Stewards:

Matthias Heinz

Achim Loth

Alberto Lindon Fernandez

Timekeeper:

Antonio José Castellón

Series Partners:



No part of these results/data may be reproduced, stored in a retrieval system or transmitted in any form or by any means electronic, mechanical, photocopying, recording, broadcasting or otherwise without prior permission of the copyright holder except for reproduction in local/national/international daily press and regular printed publications on sale to the public within 90 days of the event to which the results/data relate and provided that the copyright symbol appears together with the name of the copyright holder.

The FÉDÉRATION INTERNATIONALE DE L'AUTOMOBILE logo, FÉDÉRATION INTERNATIONALE DE L'AUTOMOBILE, FIA logo, FIA, FIA FORMULA-E CHAMPIONSHIP, FIA FORMULA-E CHAMPIONSHIP logo and related marks are protected trademarks of the Fédération Internationale de l'Automobile (FIA), Chemin de Blandonnet 2, 1214 Vernier, Switzerland.

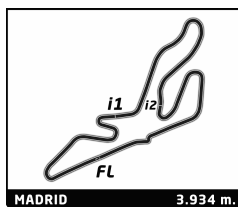


ABB FIA Formula E World Championship

Round 06 - 2026 Cupra Raval Madrid E-Prix

Free Practice 2

Best Sector Times

SECTOR 1			SECTOR 2		SECTOR 3		Pos	Driver	Ideal Lap	Best Lap	
Pos	Driver	Time	Driver	Time	Driver	Time					
1	21 N.DE VRIES	31.959	23 N.NATO	29.925	25 J.VERGNE	36.482	1	28 F.DRUGOVICH	1:38.796	1:38.796	(1)
2	51 N.MÜLLER	32.238	28 F.DRUGOVICH	30.009	37 N.CASSIDY	36.495	2	25 J.VERGNE	1:38.870	1:38.870	(2)
3	28 F.DRUGOVICH	32.284	25 J.VERGNE	30.032	28 F.DRUGOVICH	36.503	3	21 N.DE VRIES	1:38.882	1:38.963	(4)
4	25 J.VERGNE	32.356	77 T.BARNARD	30.066	23 N.NATO	36.555	4	23 N.NATO	1:38.903	1:38.903	(3)
5	37 N.CASSIDY	32.364	22 Z.MALONEY	30.112	48 E.MORTARA	36.626	5	37 N.CASSIDY	1:39.036	1:39.036	(5)
6	23 N.NATO	32.423	16 S.BUEMI	30.157	27 J.DENNIS	36.655	6	77 T.BARNARD	1:39.228	1:39.634	(8)
7	77 T.BARNARD	32.449	21 N.DE VRIES	30.174	77 T.BARNARD	36.713	7	51 N.MÜLLER	1:39.273	1:39.273	(6)
8	94 P.WEHRLEIN	32.475	37 N.CASSIDY	30.177	51 N.MÜLLER	36.728	8	16 S.BUEMI	1:39.618	1:39.618	(7)
9	1 O.ROWLAND	32.542	51 N.MÜLLER	30.307	13 A.DA COSTA	36.728	9	27 J.DENNIS	1:39.738	1:39.738	(9)
10	16 S.BUEMI	32.580	27 J.DENNIS	30.319	21 N.DE VRIES	36.749	10	1 O.ROWLAND	1:39.741	1:39.741	(10)
11	48 E.MORTARA	32.720	13 A.DA COSTA	30.353	1 O.ROWLAND	36.834	11	48 E.MORTARA	1:39.790	1:39.912	(11)
12	27 J.DENNIS	32.764	1 O.ROWLAND	30.365	16 S.BUEMI	36.881	12	13 A.DA COSTA	1:39.923	1:40.191	(13)
13	13 A.DA COSTA	32.842	33 D.TICKTUM	30.414	94 P.WEHRLEIN	37.027	13	94 P.WEHRLEIN	1:39.946	1:39.946	(12)
14	22 Z.MALONEY	32.864	48 E.MORTARA	30.444	33 D.TICKTUM	37.139	14	22 Z.MALONEY	1:40.219	1:40.348	(14)
15	33 D.TICKTUM	32.896	94 P.WEHRLEIN	30.444	22 Z.MALONEY	37.243	15	33 D.TICKTUM	1:40.449	1:40.449	(15)
16	7 M.GÜNTHER	33.158	3 J.MARTÍ	30.515	3 J.MARTÍ	37.433	16	3 J.MARTÍ	1:41.477	1:41.477	(16)
17	9 M.EVANS	33.338	7 M.GÜNTHER	30.710	9 M.EVANS	37.542	17	7 M.GÜNTHER	1:41.722	1:41.914	(17)
18	3 J.MARTÍ	33.529	9 M.EVANS	31.178	7 M.GÜNTHER	37.854	18	9 M.EVANS	1:42.058	1:42.058	(18)
19	11 L.DI GRASSI	33.831	11 L.DI GRASSI	31.328	11 L.DI GRASSI	38.363	19	11 L.DI GRASSI	1:43.522	1:43.522	(19)
20	14 J.ERIKSSON	33.930	14 J.ERIKSSON	31.642	14 J.ERIKSSON	38.441	20	14 J.ERIKSSON	1:44.013	1:44.225	(20)

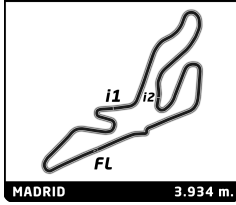


ABB FIA Formula E World Championship

Round 06 - 2026 Cupra Raval Madrid E-Prix

Free Practice 2

Fastest Lap Sequence

Elapsed	Driver	Team	Car	Time	Kph	Lap
4:01.507	51 Nico MÜLLER	Porsche Formula E Team	Porsche 99X Electric	1:50.553	128.1	2
4:04.975	94 Pascal WEHRLEIN	Porsche Formula E Team	Porsche 99X Electric	1:50.220	128.5	2
4:08.039	13 António Félix DA COSTA	Jaguar TCS Racing	Jaguar I-Type 7	1:50.150	128.6	2
5:48.574	51 Nico MÜLLER	Porsche Formula E Team	Porsche 99X Electric	1:47.067	132.3	3
7:39.041	94 Pascal WEHRLEIN	Porsche Formula E Team	Porsche 99X Electric	1:45.129	134.7	4
7:48.766	1 Oliver ROWLAND	Nissan Formula E Team	NISSAN e-4ORCE 05	1:44.940	135.0	4
9:18.548	51 Nico MÜLLER	Porsche Formula E Team	Porsche 99X Electric	1:41.846	139.1	5
11:11.146	94 Pascal WEHRLEIN	Porsche Formula E Team	Porsche 99X Electric	1:41.099	140.1	6
14:39.336	13 António Félix DA COSTA	Jaguar TCS Racing	Jaguar I-Type 7	1:40.635	140.7	8
30:51.624	48 Edoardo MORTARA	MAHINDRA RACING	M12Electro	1:39.912	141.7	11
35:15.152	21 Nyck DE VRIES	MAHINDRA RACING	M12Electro	1:38.963	143.1	13
39:21.356	23 Norman NATO	Nissan Formula E Team	NISSAN e-4ORCE 05	1:38.903	143.2	14
40:57.167	28 Felipe DRUGOVICH	Andretti Formula E	Porsche 99X Electric	1:38.796	143.3	16

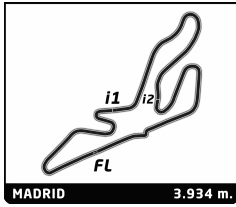


ABB FIA Formula E World Championship

Round 06 - 2026 Cupra Raval Madrid E-Prix

Free Practice 2

Analysis

A Attack Mode ■ 350KW ■ Invalidated Lap ■ Personal Best ■ Session Best ■ Crossing the finish line in pit lane

Lap	Time	Sector 1	Sector 2	Sector 3	Kph	Elapsed	Lap	Time	Sector 1	Sector 2	Sector 3	Kph	Elapsed
-----	------	----------	----------	----------	-----	---------	-----	------	----------	----------	----------	-----	---------

1 Oliver ROWLAND GBR						
Nissan Formula E Team				NISSAN e-4ORCE 05		
1	2:19.597	59.454	36.544	43.599	101.5	2:19.597
2	1:56.114	37.438	34.338	44.338	122.0	4:15.711
3	1:48.115	35.450	32.897	39.768	131.0	6:03.826
4	1:44.940	34.240	31.701	38.999	135.0	7:48.766
5	1:48.255	36.427	32.453	39.375	130.8	9:37.021
6	1:43.422	33.791	31.209	38.422	136.9	11:20.443
7	1:45.917	33.645	31.198	41.074	133.7	13:06.360
8	1:42.485	33.558	30.942	37.985	138.2	14:48.845
9	15:37.751 B	36.860	38.872	...	15.1	30:26.596
10	2:00.901	44.673	34.771	41.457	117.1	32:27.497
11	1:55.097	35.511	35.487	44.099	123.0	34:22.594
12	1:44.055	34.341	31.314	38.400	136.1	36:06.649
13	1:45.366 A	33.631	32.823	38.912	134.4	37:52.015
14	1:39.741 A	32.542	30.365	36.834	142.0	39:31.756
15	1:41.987 A	33.171	31.047	37.769	138.9	41:13.743

3 Josep Maria MARTÍ ESP						
CUPRA KIRO				Porsche 99X Electric WCG3		
1	2:45.050	1:21.264	38.742	45.044	85.8	2:45.050
2	2:00.795	37.761	35.189	47.845	117.2	4:45.845
3	1:51.565	36.791	33.833	40.941	126.9	6:37.410
4	1:47.199	35.109	32.494	39.596	132.1	8:24.609
5	1:46.018	34.466	32.265	39.287	133.6	10:10.627
6	1:45.124	34.153	31.932	39.039	134.7	11:55.751
7	1:43.924	33.892	31.463	38.569	136.3	13:39.675
8	1:43.315	33.760	31.272	38.283	137.1	15:22.990
9	13:04.707 B	35.017	32.764	...	18.0	28:27.697
10	2:00.390	44.067	34.660	41.663	117.6	30:28.087
11	1:48.038	34.590	32.499	40.949	131.1	32:16.125
12	1:41.477	33.529	30.515	37.433	139.6	33:57.602
13	1:43.954	33.906	31.417	38.631	136.2	35:41.556
14	2:46.013 B	33.636	31.172	1:41.205	85.3	38:27.569
15	2:16.728	47.963	43.139	45.626	103.6	40:44.297

7 Maximilian GÜNTHER GER						
DS PENSKE				DS E-TENSE FE25		
1	2:34.947	1:11.604	39.264	44.079	91.4	2:34.947
2	1:55.849	38.003	34.695	43.151	122.2	4:30.796
3	1:49.393	35.947	33.248	40.198	129.5	6:20.189
4	1:48.267	35.420	32.833	40.014	130.8	8:08.456
5	1:52.948	36.618	35.606	40.724	125.4	10:01.404
6	1:45.999	34.674	31.875	39.450	133.6	11:47.403
7	16:15.240 B	35.565	34.366	...	14.5	28:02.643
8	2:05.527	48.595	35.663	41.269	112.8	30:08.170
9	1:48.119	35.949	32.618	39.552	131.0	31:56.289
10	1:45.779	34.510	31.874	39.395	133.9	33:42.068
11	1:49.197	34.768	31.722	42.707	129.7	35:31.265
12	1:41.914	33.350	30.710	37.854	139.0	37:13.179
13	1:56.640 A	35.374	37.502	43.764	121.4	39:09.819
14	1:43.057 A	33.158	31.042	38.857	137.4	40:52.876

9 Mitch EVANS NZL						
Jaguar TCS Racing				Jaguar I-Type 7		
1	2:43.208	1:19.816	39.522	43.870	86.8	2:43.208
2	1:58.131	38.059	34.546	45.526	119.9	4:41.339
3	1:52.311	36.588	33.665	42.058	126.1	6:33.650
4	1:46.620	34.899	32.603	39.118	132.8	8:20.270

1	2:19.149	55.344	37.861	45.944	101.8	2:19.149
2	1:52.763	36.948	34.644	41.171	125.6	4:11.912
3	1:48.540	35.244	33.349	39.947	130.5	6:00.452
4	1:46.052	34.803	32.253	38.996	133.5	7:46.504
5	1:45.226	34.263	31.951	39.012	134.6	9:31.730
6	1:46.796	33.819	33.089	39.888	132.6	11:18.526
7	1:44.023	33.620	31.713	38.690	136.1	13:02.549
8	1:52.576	35.130	36.851	40.595	125.8	14:55.125
9	1:43.592	33.629	31.428	38.535	136.7	16:38.717
10	14:53.761 B	34.117	32.131	...	15.8	31:32.478
11	1:59.936	43.301	35.841	40.794	118.1	33:32.414
12	2:03.668	37.002	37.444	49.222	114.5	35:36.082
13	1:42.058	33.338	31.178	37.542	138.8	37:18.140
14	1:55.426	38.403	34.260	42.763	122.7	39:13.566
15	2:11.851	56.986	33.519	41.346	107.4	41:25.417

11 Lucas DI GRASSI BRA						
LOLA YAMAHA ABT FORMULA E TEAM				Lola T001		
1	2:54.920	1:28.746	39.981	46.193	81.0	2:54.920
2	1:56.138	38.373	35.488	42.277	121.9	4:51.058
3	1:51.094	36.332	34.065	40.697	127.5	6:42.152
4	1:48.034	35.200	32.680	40.154	131.1	8:30.186
5	1:51.947	35.426	34.900	41.621	126.5	10:22.133
6	1:45.789	34.532	32.100	39.157	133.9	12:07.922
7	1:45.348	34.407	32.140	38.801	134.4	13:53.270
8	1:45.362	33.978	31.684	39.700	134.4	15:38.632
9	1:44.526	34.109	31.751	38.666	135.5	17:23.158
10	1:55.384	39.980	34.974	40.430	122.7	19:18.542
11	1:43.522	33.831	31.328	38.363	136.8	21:02.064
12	14:07.273 B	35.533	35.287	...	16.7	35:09.337
13	2:07.745	45.430	35.380	46.935	110.9	37:17.082
14	1:47.716	34.622	32.209	40.885	131.5	39:04.798
15	1:50.625	35.150	33.564	41.911	128.0	40:55.423

13 António Félix DA COSTA POR						
Jaguar TCS Racing				Jaguar I-Type 7		
1	2:17.889	55.829	37.854	44.206	102.7	2:17.889
2	1:50.150	36.080	33.714	40.356	128.6	4:08.039
3	1:47.725	35.237	32.656	39.832	131.5	5:55.764
4	1:45.985	34.664	32.316	39.005	133.6	7:41.749
5	1:44.836	34.300	31.838	38.698	135.1	9:26.585
6	1:43.876	33.693	31.530	38.653	136.3	11:10.461
7	1:48.240	34.076	35.158	39.006	130.8	12:58.701
8	1:40.635	32.842	30.793	37.000	140.7	14:39.336
9	17:40.634 B A	34.226	32.595	...	13.4	32:19.970
10	2:08.267	45.413	36.994	45.860	110.4	34:28.237
11	1:44.639	34.214	31.501	38.924	135.3	36:12.876
12	1:43.432	33.824	31.284	38.324	136.9	37:56.308
13	1:45.943	33.741	30.991	41.211	133.7	39:42.251
14	1:40.191	33.110	30.353	36.728	141.4	41:22.442

14 Joel ERIKSSON SWE						
Envision Racing				Jaguar I-Type 7		
1	2:43.208	1:19.816	39.522	43.870	86.8	2:43.208
2	1:58.131	38.059	34.546	45.526	119.9	4:41.339
3	1:52.311	36.588	33.665	42.058	126.1	6:33.650
4	1:46.620	34.899	32.603	39.118	132.8	8:20.270

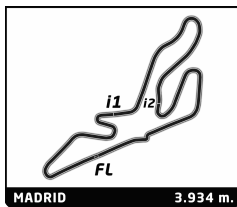


ABB FIA Formula E World Championship

Round 06 - 2026 Cupra Raval Madrid E-Prix

Free Practice 2

Analysis

A Attack Mode ■ 350KW ■ Invalidated Lap ■ Personal Best ■ Session Best ■ B Crossing the finish line in pit lane

Lap	Time	Sector 1	Sector 2	Sector 3	Kph	Elapsed	Lap	Time	Sector 1	Sector 2	Sector 3	Kph	Elapsed
5	1:45.804	34.689	32.251	38.864	133.9	10:06.074	9	1:41.147	■ 32.864	30.531	37.752	140.0	17:10.660
6	1:45.142	34.426	31.884	38.832	134.7	11:51.216	10	13:59.027 B	34.866	32.803	...	16.9	31:09.687
7	1:45.252	34.319	32.232	38.701	134.6	13:36.468	11	2:00.606	44.044	34.082	42.480	117.4	33:10.293
8	1:44.333	34.250	31.642	38.441	135.7	15:20.801	12	1:45.893	34.801	31.977	39.115	133.7	34:56.186
9	17:35.483 B	34.148	31.669	...	13.4	32:56.284	13	1:45.213	34.276	31.807	39.130	134.6	36:41.399
10	2:03.540	46.134	35.675	41.731	114.6	34:59.824	14	1:43.552	■ 33.857	31.986	37.709	136.8	38:24.951
11	1:48.390	35.108	33.731	39.551	130.7	36:48.214	15	1:40.348	■ 32.993	30.112	37.243	141.1	40:05.299
12	1:45.705	34.616	32.072	39.017	134.0	38:33.919							
13	1:44.225	33.930	31.698	38.597	135.9	40:18.144							

16 Sébastien BUEMI		SUI				
Envision Racing		Jaguar I-Type 7				
1	2:41.779	1:17.947	40.308	43.524	87.5	2:41.779
2	1:57.763	36.952	35.402	45.409	120.3	4:39.542
3	1:51.782	35.948	34.929	40.905	126.7	6:31.324
4	1:47.127	35.065	32.916	39.146	132.2	8:18.451
5	1:44.977	34.265	32.007	38.705	134.9	10:03.428
6	1:44.301	33.859	31.609	38.833	135.8	11:47.729
7	1:47.249	34.257	33.594	39.398	132.1	13:34.978
8	1:43.600	33.776	31.383	38.441	136.7	15:18.578
9	1:44.534	33.568	31.007	39.959	135.5	17:03.112
10	1:40.927 B	36.087	34.336	...	16.8	31:04.139
11	2:02.252	■ 44.906	37.312	40.034	115.8	33:06.391
12	1:42.343	■ 33.727	31.070	37.546	138.4	34:48.734
13	1:43.558	■ 34.019	31.288	38.251	136.8	36:32.292
14	1:42.954	■ 33.930	30.869	38.155	137.6	38:15.246
15	1:39.618	■ 32.580	30.157	36.881	142.2	39:54.864
16	1:46.295	33.043	31.095	42.157	133.2	41:41.159

21 Nyck DE VRIES		NED				
MAHINDRA RACING		M12Electro				
1	2:22.005	1:01.918	37.287	42.800	99.7	2:22.005
2	2:00.222	■ 36.716	36.891	46.615	117.8	4:22.227
3	1:47.196	■ 35.007	32.585	39.604	132.1	6:09.423
4	1:45.437	■ 34.504	32.092	38.841	134.3	7:54.860
5	1:44.042	■ 33.841	31.595	38.606	136.1	9:38.902
6	1:43.692	■ 33.723	31.595	38.374	136.6	11:22.594
7	13:24.692 B	33.814	31.749	...	17.6	24:47.286
8	1:55.236	42.337	32.626	40.273	122.9	26:42.522
9	1:44.841	■ 34.376	31.747	38.718	135.1	28:27.363
10	1:40.933	■ 33.838	30.346	36.749	140.3	30:08.296
11	1:44.936	■ 34.034	31.190	39.712	135.0	31:53.232
12	1:42.957	■ 33.168	31.708	38.081	137.6	33:36.189
13	1:38.963	■ 31.959	30.174	36.830	143.1	35:15.152
14	4:04.785 B	33.618	31.525	2:59.642	57.9	39:19.937
15	2:10.373	48.636	39.679	42.058	108.6	41:30.310

22 Zane MALONEY		BAR				
LOLA YAMAHA ABT FORMULA E TEAM		Lola T001				
1	2:53.593	1:25.218	41.573	46.802	81.6	2:53.593
2	1:52.387	36.963	34.264	41.160	126.0	4:45.980
3	1:48.649	35.810	32.814	40.025	130.4	6:34.629
4	1:46.643	34.759	32.518	39.366	132.8	8:21.272
5	1:47.940	34.381	34.086	39.473	131.2	10:09.212
6	1:44.950	34.469	31.622	38.859	134.9	11:54.162
7	1:43.904	33.695	31.249	38.960	136.3	13:38.066
8	1:51.447	■ 36.914	34.865	39.668	127.1	15:29.513

23 Norman NATO		FRA				
Nissan Formula E Team		NISSAN e-4ORCE 05				
1	2:21.057	1:01.275	36.831	42.951	100.4	2:21.057
2	1:58.923	36.816	34.283	47.824	119.1	4:19.980
3	1:48.915	36.035	32.811	40.069	130.0	6:08.895
4	1:54.270	34.467	34.980	44.823	123.9	8:03.165
5	1:46.282	34.999	31.862	39.421	133.3	9:49.447
6	1:47.703	■ 34.475	34.013	39.215	131.5	11:37.150
7	1:42.665	■ 33.525	30.803	38.337	137.9	13:19.815
8	15:26.630 B	■ 34.674	32.734	...	15.3	28:46.445
9	2:00.748	42.983	34.468	43.297	117.3	30:47.193
10	1:45.763	34.620	31.939	39.204	133.9	32:32.956
11	1:43.991	34.127	31.339	38.525	136.2	34:16.947
12	1:43.225	34.046	31.046	38.133	137.2	36:00.172
13	1:42.281	■ 33.350	30.734	38.197	138.5	37:42.453
14	1:38.903	■ 32.423	29.925	36.555	143.2	39:21.356
15	1:42.462	33.162	31.097	38.203	138.2	41:03.818

25 Jean-Éric VERGNE		FRA				
Citroën Racing		Citroën Racing ë-CX				
1	3:24.534	1:51.328	44.941	48.265	69.2	3:24.534
2	2:11.238	42.054	41.649	47.535	107.9	5:35.772
3	1:56.524	38.792	34.734	42.998	121.5	7:32.296
4	1:50.105	36.076	33.840	40.189	128.6	9:22.401
5	1:47.825	34.865	32.930	40.030	131.3	11:10.226
6	1:59.961	36.763	36.344	46.854	118.1	13:10.187
7	15:37.151 B	35.723	33.431	...	15.1	28:47.338
8	2:04.287	44.674	37.491	42.122	113.9	30:51.625
9	1:47.204	35.513	32.131	39.560	132.1	32:38.829
10	1:44.757	34.157	31.736	38.864	135.2	34:23.586
11	1:47.402	33.734	31.697	41.971	131.9	36:10.988
12	1:43.399	33.492	31.526	38.381	137.0	37:54.387
13	1:42.815	■ 33.432	30.996	38.387	137.7	39:37.202
14	1:38.870	■ 32.356	30.032	36.482	143.2	41:16.072

27 Jake DENNIS		GBR				
Andretti Formula E		Porsche 99X Electric				
1	2:32.899	1:12.116	36.678	44.105	92.6	2:32.899
2	1:55.109	36.194	33.211	45.704	123.0	4:28.008
3	2:00.917	47.428	33.392	40.097	117.1	6:28.925
4	1:46.213	34.744	32.369	39.100	133.3	8:15.138
5	2:13.019	55.924	35.308	41.787	106.5	10:28.157
6	1:46.107	34.870	32.391	38.846	133.5	12:14.264
7	1:44.724	34.256	31.749	38.719	135.2	13:58.988
8	1:44.346	33.893	31.501	38.952	135.7	15:43.334
9	14:05.278 B	38.466	34.281	...	16.8	29:48.612
10	2:02.386	44.743	36.189	41.454	115.7	31:50.998
11	1:49.604	34.755	33.023	41.826	129.2	33:40.602
12	1:46.807	■ 34.143	31.682	40.982	132.6	35:27.409

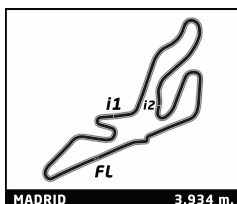


ABB FIA Formula E World Championship

Round 06 - 2026 Cupra Raval Madrid E-Prix

Free Practice 2

Analysis

A Attack Mode ■ 350KW ■ Invalidated Lap ■ Personal Best ■ Session Best ■ Crossing the finish line in pit lane

Lap	Time	Sector 1	Sector 2	Sector 3	Kph	Elapsed	Lap	Time	Sector 1	Sector 2	Sector 3	Kph	Elapsed
13	1:40.846	■	33.101	30.687	37.058	140.4	37:08.255						
14	1:45.755	▲	33.886	32.878	38.991	133.9	38:54.010						
15	■ 1:39.738	▲	■ 32.764	■ 30.319	■ 36.655	142.0	40:33.748						

28 Felipe DRUGOVICH		BRA										
Andretti Formula E		Porsche 99X Electric										
1	2:36.482	1:14.187	38.004	44.291	90.5	2:36.482						
2	1:54.935	37.803	35.148	41.984	123.2	4:31.417						
3	1:50.616	36.351	33.753	40.512	128.0	6:22.033						
4	1:47.166	34.752	32.837	39.577	132.2	8:09.199						
5	1:46.891	34.847	32.442	39.602	132.5	9:56.090						
6	1:43.975	33.625	31.698	38.652	136.2	11:40.065						
7	1:48.757	36.822	32.718	39.217	130.2	13:28.822						
8	1:43.510	33.531	31.354	38.625	136.8	15:12.332						
9	1:44.489	33.521	31.252	39.716	135.5	16:56.821						
10	13:16.505 ■	33.860	32.275	...	17.8	30:13.326						
11	1:59.087	43.622	34.047	41.418	118.9	32:12.413						
12	1:45.067	34.633	31.827	38.607	134.8	33:57.480						
13	1:49.893	▲	34.709	33.326	41.858	128.9	35:47.373					
14	1:40.065	▲	32.577	30.507	36.981	141.5	37:27.438					
15	1:50.933	▲	34.268	33.135	43.530	127.7	39:18.371					
16	■ 1:38.796	▲	■ 32.284	■ 30.009	■ 36.503	143.3	40:57.167					

33 Dan TICKTUM		GBR										
CUPRA KIRO		Porsche 99X Electric WGC3										
1	2:50.058	1:24.318	40.110	45.630	83.3	2:50.058						
2	1:51.955	36.907	34.000	41.048	126.5	4:42.013						
3	1:49.719	35.605	33.372	40.742	129.1	6:31.732						
4	1:57.626	35.144	32.878	49.604	120.4	8:29.358						
5	1:45.489	34.373	31.977	39.139	134.3	10:14.847						
6	1:44.357	34.035	31.573	38.749	135.7	11:59.204						
7	12:59.617 ■	34.597	33.116	...	18.2	24:58.821						
8	2:04.668	46.025	37.156	41.487	113.6	27:03.489						
9	1:45.865	34.745	31.983	39.137	133.8	28:49.354						
10	1:44.468	34.373	31.631	38.464	135.6	30:33.822						
11	2:16.488	▲	58.135	34.721	43.632	103.8	32:50.310					
12	■ 1:40.449	▲	■ 32.896	■ 30.414	■ 37.139	141.0	34:30.759					
13	3:11.676 ■	▲	36.630	36.632	1:58.414	73.9	37:42.435					
14	2:26.885	▲	57.255	41.565	48.065	96.4	40:09.320					

37 Nick CASSIDY		NZL										
Citroën Racing		Citroën Racing ë-CX										
1	3:29.862	2:05.401	38.394	46.067	67.5	3:29.862						
2	1:57.838	37.767	36.127	43.944	120.2	5:27.700						
3	1:49.825	36.441	33.410	39.974	129.0	7:17.525						
4	1:45.555	34.522	31.956	39.077	134.2	9:03.080						
5	1:44.235	34.166	31.419	38.650	135.9	10:47.315						
6	1:52.184	36.609	33.891	41.684	126.2	12:39.499						
7	1:43.473	33.810	31.284	38.379	136.9	14:22.972						
8	14:20.629 ■	34.599	34.511	...	16.5	28:43.601						
9	2:01.255	45.309	34.529	41.417	116.8	30:44.856						
10	1:45.783	34.555	31.993	39.235	133.9	32:30.639						
11	1:44.241	34.164	31.626	38.451	135.9	34:14.880						
12	1:50.201	▲	33.652	37.299	39.250	128.5	36:05.081					
13	1:40.200	▲	32.761	30.478	36.961	141.3	37:45.281					
14	1:49.554	▲	35.600	34.915	39.039	129.3	39:34.835					
15	■ 1:39.036	▲	■ 32.364	■ 30.177	■ 36.495	143.0	41:13.871					

48 Edoardo MORTARA		SUI										
MAHINDRA RACING		M12Electro										
1	2:28.246	1:06.340	38.421	43.485	95.5	2:28.246						
2	1:54.968	37.436	34.319	43.213	123.2	4:23.214						
3	1:49.370	36.319	33.150	39.901	129.5	6:12.584						
4	1:46.236	34.847	32.081	39.308	133.3	7:58.820						
5	1:44.981	33.973	31.898	39.110	134.9	9:43.801						
6	1:43.849	33.696	31.700	38.453	136.4	11:27.650						
7	12:09.972 ■	34.374	31.998	...	19.4	23:37.622						
8	1:59.164	43.743	34.121	41.300	118.8	25:36.786						
9	1:48.416	35.199	32.543	40.674	130.6	27:25.202						
10	1:46.510	▲	35.188	33.478	37.844	133.0	29:11.712					
11	■ 1:39.912	▲	■ 32.842	■ 30.444	■ 36.626	141.7	30:51.624					
12	1:51.926	▲	36.528	32.532	42.866	126.5	32:43.550					
13	1:53.062	▲	34.238	31.425	47.399	125.3	34:36.612					
14	1:40.640	■	■ 32.720	30.888	37.032	140.7	36:17.252					
15	3:09.970 ■	35.106	33.363	2:01.501	74.6	39:27.222						
16	2:16.612	53.594	37.119	45.899	103.7	41:43.834						

51 Nico MÜLLER		SUI										
Porsche Formula E Team		Porsche 99X Electric										
1	2:10.954	51.406	36.395	43.153	108.1	2:10.954						
2	1:50.553	36.062	33.753	40.738	128.1	4:01.507						
3	1:47.067	35.260	32.411	39.396	132.3	5:48.574						
4	1:48.128	▲	34.496	32.651	40.981	131.0	7:36.702					
5	1:41.846	▲	33.045	31.487	37.314	139.1	9:18.548					
6	3:20.183 ■	▲	33.761	31.572	2:14.850	70.7	12:38.731					
7	2:09.448	▲	48.001	38.340	43.107	109.4	14:48.179					
8	1:49.792	36.279	33.592	39.921	129.0	16:37.971						
9	15:02.840 ■	34.580	32.007	...	15.7	31:40.811						
10	1:57.249	42.891	33.155	41.203	120.8	33:38.060						
11	1:45.008	34.294	31.838	38.876	134.9	35:23.068						
12	1:43.848	■	33.697	31.717	38.434	136.4	37:06.916					
13	■ 1:39.273	■	■ 32.238	■ 30.307	■ 36.728	142.7	38:46.189					
14	1:42.483	33.342	31.026	38.115	138.2	40:28.672						

77 Taylor BARNARD		GBR										
DS PENSKE		DS E-TENSE FE25										
1	2:35.925	1:12.811	38.646	44.468	90.8	2:35.925						
2	1:58.088	37.794	35.355	44.939	119.9	4:34.013						
3	1:50.970	36.436	33.183	41.351	127.6	6:24.983						
4	1:46.516	35.015	32.189	39.312	133.0	8:11.499						
5	1:45.159	34.362	31.706	39.091	134.7	9:56.658						
6	1:44.455	34.012	31.575	38.868	135.6	11:41.113						
7	1:43.954	33.762	31.662	38.530	136.2	13:25.067						
8	1:42.791	33.424	31.066	38.301	137.8	15:07.858						
9	1:42.258	33.367	30.820	38.071	138.5	16:50.116						
10	15:02.800 ■	33.445	31.399	...	15.7	31:52.916						
11	2:00.589	45.084	35.072	40.433	117.4	33:53.505						
12	1:48.085	▲	34.807	35.415	37.863	131.0	35:41.590					
13	1:39.895	▲	■ 32.449	30.442	37.004	141.8	37:21.485					
14	1:44.213	▲	33.716	31.821	38.676	135.9	39:05.698					
15	■ 1:39.634	▲	32.855	■ 30.066	■ 36.713	142.1	40:45.332					

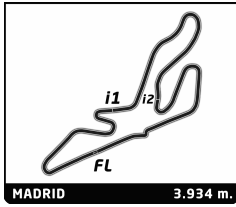


ABB FIA Formula E World Championship

Round 06 - 2026 Cupra Raval Madrid E-Prix

Free Practice 2

Analysis

■ Attack Mode ■ 350KW ■ Invalidated Lap ■ Personal Best ■ Session Best ■ B Crossing the finish line in pit lane

Lap	Time	Sector 1	Sector 2	Sector 3	Kph	Elapsed	Lap	Time	Sector 1	Sector 2	Sector 3	Kph	Elapsed	
94		Pascal WEHRLEIN				GER								
Porsche Formula E Team				Porsche 99X Electric										
1	2:14.755	52.261	36.848	45.646	105.1	2:14.755								
2	1:50.220	36.269	33.780	40.171	128.5	4:04.975								
3	1:48.937	35.501	33.378	40.058	130.0	5:53.912								
4	1:45.129	34.317	31.938	38.874	134.7	7:39.041								
5	1:51.006	■	34.201	31.920	44.885	127.6	9:30.047							
6	1:41.099	■	33.089	30.701	37.309	140.1	11:11.146							
7	4:06.716	B	34.638	34.318	2:57.760	57.4	15:17.862							
8	2:26.360		54.284	45.492	46.584	96.8	17:44.222							
9	13:41.444	B	41.314	37.255	...	17.2	31:25.666							
10	1:59.102		43.270	34.500	41.332	118.9	33:24.768							
11	1:45.737		34.550	32.158	39.029	133.9	35:10.505							
12	1:44.088		33.947	31.618	38.523	136.1	36:54.593							
13	1:47.849	■	33.898	33.226	40.725	131.3	38:42.442							
14	1:39.946	■	32.475	30.444	37.027	141.7	40:22.388							

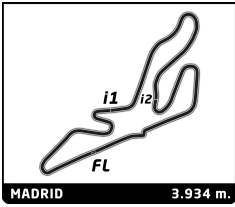
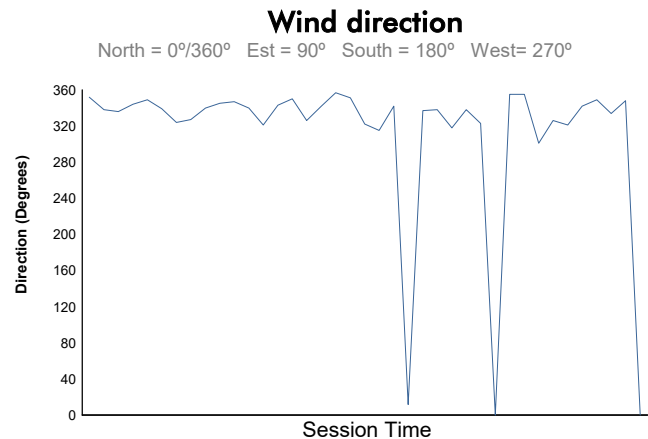
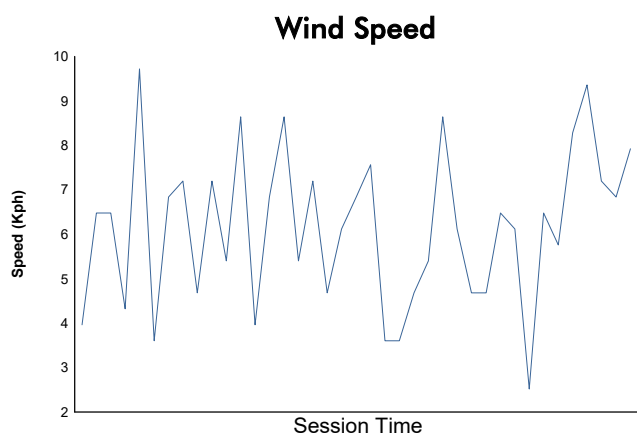
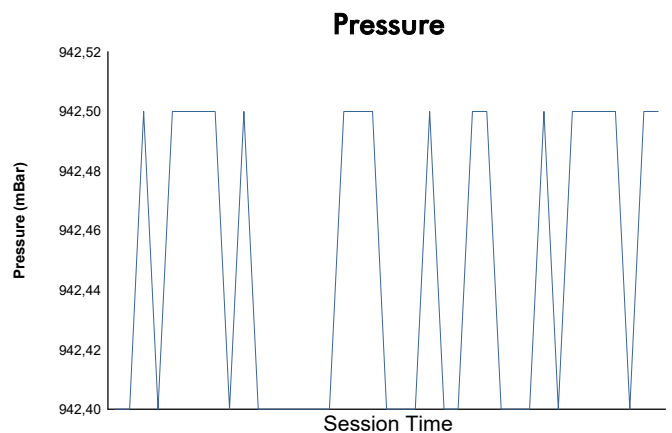
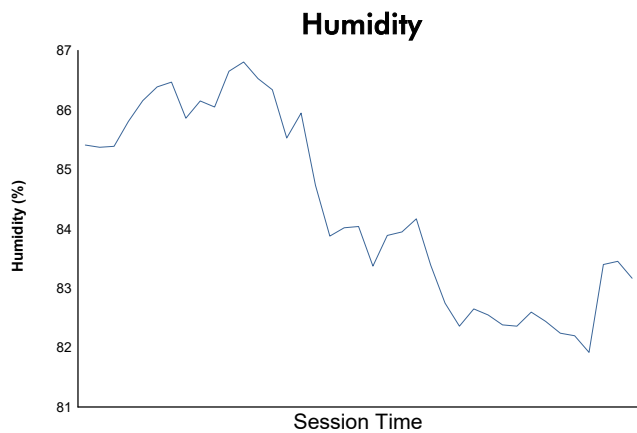
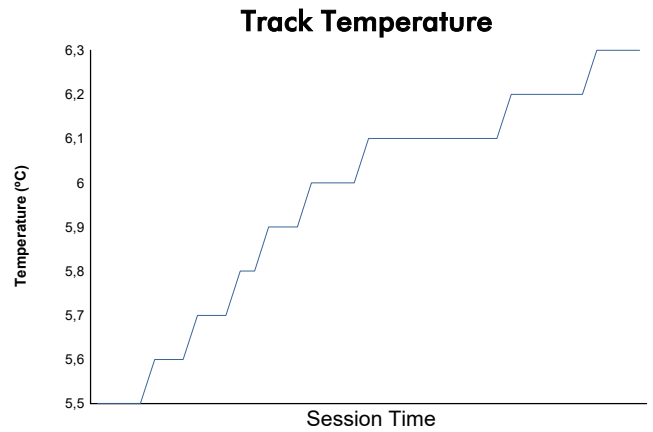
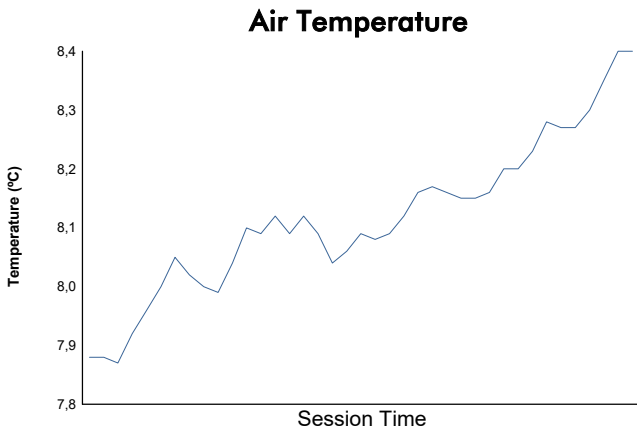


ABB FIA Formula E World Championship
 Round 06 - 2026 Cupra Raval Madrid E-Prix
 Free Practice 2

Weather Report



Track Status: **WET**

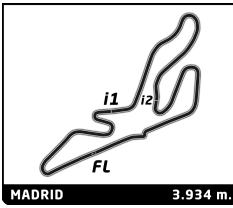


ABB FIA Formula E World Championship
 Round 06 - 2026 Cupra Raval Madrid E-Prix
 Free Practice 2

Track Limits Analysis

No	Driver	Team	T.L. Nr	Camera	Lap	Time
11	Lucas DI GRASSI	LOLA YAMAHA ABT FORMULA E TEAM	1	T14	14 (+15)	09:08:58.332
						Total Infractions: <input type="text" value="1"/>
16	Sébastien BUEMI	Envision Racing	1	T14	9 (+10)	08:46:56.542
						Total Infractions: <input type="text" value="1"/>

Doc No.

Date: 21/03/2026

Posted at:

ABB FIA FORMULA E WORLD CHAMPIONSHIP

Round 06 - 2026 Cupra Raval Madrid E-Prix - Qualifying Group A

POS	NO	DRIVER	NAT	TEAM	CAR	TIME	LAP	TOTAL	GAP	KPH
1	21	Nyck DE VRIES	NED	MAHINDRA RACING	M12Electro	1:41.926	6	6	-	138.9
2	13	António Félix DA COSTA	POR	Jaguar TCS Racing	Jaguar I-Type 7	1:42.021	6	6	+0.095	138.8
3	94	Pascal WEHRLEIN	GER	Porsche Formula E Team	Porsche 99X Electric	1:42.315	6	6	+0.389	138.4
4	1	Oliver ROWLAND	GBR	Nissan Formula E Team	NISSAN e-4ORCE 05	1:42.447	6	6	+0.521	138.2
5	22	Zane MALONEY	BAR	LOLA YAMAHA ABT FORMULA E TEAM	Lola T001	1:42.790	6	6	+0.864	137.8
6	3	Josep Maria MARTÍ	ESP	CUPRA KIRO	Porsche 99X Electric WCG3	1:42.917	6	6	+0.991	137.6
7	16	Sébastien BUEMI	SUI	Envision Racing	Jaguar I-Type 7	1:43.050	6	6	+1.124	137.4
8	9	Mitch EVANS	NZL	Jaguar TCS Racing	Jaguar I-Type 7	1:43.166	5	6	+1.240	137.3
9	25	Jean-Éric VERGNE	FRA	Citroën Racing	Citroën Racing ë-CX	1:43.478	4	6	+1.552	136.9
10	28	Felipe DRUGOVICH	BRA	Andretti Formula E	Porsche 99X Electric	1:44.956	6	6	+3.030	134.9

FASTEST LAP

21	Nyck DE VRIES	NED	MAHINDRA RACING	M12Electro	1:41.926 on Lap 6	138.9 Kph
----	---------------	-----	-----------------	------------	-------------------	-----------

Race Director:
Marek Hanaczewski

Timekeeper:
Antonio José Castellón

Series Partners:



No part of these results/data may be reproduced, stored in a retrieval system or transmitted in any form or by any means electronic, mechanical, photocopying, recording, broadcasting or otherwise without prior permission of the copyright holder except for reproduction in local/national/international daily press and regular printed publications on sale to the public within 90 days of the event to which the results/data relate and provided that the copyright symbol appears together with the name of the copyright holder.

The FÉDÉRATION INTERNATIONALE DE L'AUTOMOBILE logo, FÉDÉRATION INTERNATIONALE DE L'AUTOMOBILE, FIA logo, FIA, FIA FORMULA-E CHAMPIONSHIP, FIA FORMULA-E CHAMPIONSHIP logo and related marks are protected trademarks of the Fédération Internationale de l'Automobile (FIA), Chemin de Blandonnet 2, 1214 Vernier, Switzerland.

©2026, Fédération Internationale de l'Automobile (FIA)

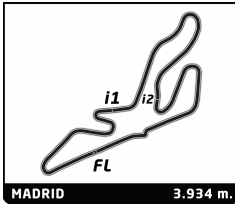


ABB FIA Formula E World Championship

Round 06 - 2026 Cupra Raval Madrid E-Prix

Qualifying Group A

Best Sector Times

SECTOR 1			SECTOR 2		SECTOR 3		Pos	Driver	Ideal Lap	Best Lap	
Pos	Driver	Time	Driver	Time	Driver	Time					
1	21 N.DE VRIES	32.842	13 A.DA COSTA	30.764	13 A.DA COSTA	37.859	1	21 N.DE VRIES	1:41.926	1:41.926	(1)
2	94 P.WEHRLEIN	33.150	1 O.ROWLAND	30.943	94 P.WEHRLEIN	38.010	2	13 A.DA COSTA	1:42.021	1:42.021	(2)
3	1 O.ROWLAND	33.233	21 N.DE VRIES	30.975	21 N.DE VRIES	38.109	3	94 P.WEHRLEIN	1:42.315	1:42.315	(3)
4	3 J.MARTÍ	33.358	22 Z.MALONEY	30.979	1 O.ROWLAND	38.158	4	1 O.ROWLAND	1:42.334	1:42.447	(4)
5	9 M.EVANS	33.377	25 J.VERGNE	31.151	3 J.MARTÍ	38.234	5	22 Z.MALONEY	1:42.790	1:42.790	(5)
6	13 A.DA COSTA	33.398	94 P.WEHRLEIN	31.155	16 S.BUEMI	38.290	6	3 J.MARTÍ	1:42.872	1:42.917	(6)
7	25 J.VERGNE	33.434	3 J.MARTÍ	31.280	25 J.VERGNE	38.312	7	25 J.VERGNE	1:42.897	1:43.478	(9)
8	16 S.BUEMI	33.453	16 S.BUEMI	31.307	22 Z.MALONEY	38.314	8	16 S.BUEMI	1:43.050	1:43.050	(7)
9	22 Z.MALONEY	33.497	9 M.EVANS	31.429	9 M.EVANS	38.348	9	9 M.EVANS	1:43.154	1:43.166	(8)
10	28 F.DRUGOVICH	33.983	28 F.DRUGOVICH	31.810	28 F.DRUGOVICH	38.962	10	28 F.DRUGOVICH	1:44.755	1:44.956	(10)

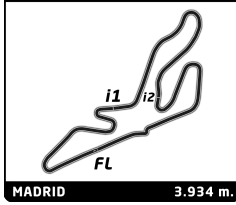


ABB FIA Formula E World Championship

Round 06 - 2026 Cupra Raval Madrid E-Prix

Qualifying Group A

Fastest Lap Sequence

Elapsed	Driver	Team	Car	Time	Kph	Lap
3:58.463	94 Pascal WEHRLEIN	Porsche Formula E Team	Porsche 99X Electric	1:49.413	129.4	2
5:43.196	94 Pascal WEHRLEIN	Porsche Formula E Team	Porsche 99X Electric	1:44.733	135.2	3
5:46.825	21 Nyck DE VRIES	MAHINDRA RACING	M12Electro	1:44.210	135.9	3
5:57.103	13 António Félix DA COSTA	Jaguar TCS Racing	Jaguar I-Type 7	1:43.938	136.3	3
7:27.025	94 Pascal WEHRLEIN	Porsche Formula E Team	Porsche 99X Electric	1:43.829	136.4	4
7:30.123	21 Nyck DE VRIES	MAHINDRA RACING	M12Electro	1:43.298	137.1	4
9:09.740	94 Pascal WEHRLEIN	Porsche Formula E Team	Porsche 99X Electric	1:42.715	137.9	5
9:12.519	21 Nyck DE VRIES	MAHINDRA RACING	M12Electro	1:42.396	138.3	5
10:52.055	94 Pascal WEHRLEIN	Porsche Formula E Team	Porsche 99X Electric	1:42.315	138.4	6
10:54.445	21 Nyck DE VRIES	MAHINDRA RACING	M12Electro	1:41.926	138.9	6

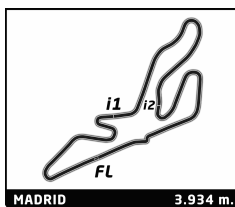


ABB FIA Formula E World Championship

Round 06 - 2026 Cupra Raval Madrid E-Prix

Qualifying Group A

Analysis

A Attack Mode ■ 350KW ■ Invalidated Lap ■ Personal Best ■ Session Best ■ Crossing the finish line in pit lane

Lap	Time	Sector 1	Sector 2	Sector 3	Kph	Elapsed	Lap	Time	Sector 1	Sector 2	Sector 3	Kph	Elapsed
-----	------	----------	----------	----------	-----	---------	-----	------	----------	----------	----------	-----	---------

1 Oliver ROWLAND GBR						
Nissan Formula E Team				NISSAN e-4ORCE 05		
1	2:14.865	56.132	36.257	42.476	105.0	2:14.865
2	1:51.728	35.679	33.213	42.836	126.8	4:06.593
3	1:46.411	35.315	31.915	39.181	133.1	5:53.004
4	1:43.621	33.861	31.277	38.483	136.7	7:36.625
5	1:42.767	33.526	31.083	38.158	137.8	9:19.392
6	1:42.447	33.233	30.943	38.271	138.2	11:01.839

3 Josep Maria MARTÍ ESP						
CUPRA KIRO				Porsche 99X Electric WCG3		
1	2:25.068	1:03.642	37.159	44.267	97.6	2:25.068
2	1:56.788	36.006	33.520	47.262	121.3	4:21.856
3	1:46.239	34.547	32.330	39.362	133.3	6:08.095
4	1:44.537	34.121	31.737	38.679	135.5	7:52.632
5	1:45.223	33.386	31.280	40.557	134.6	9:37.855
6	1:42.917	33.358	31.325	38.234	137.6	11:20.772

9 Mitch EVANS NZL						
Jaguar TCS Racing				Jaguar I-Type 7		
1	2:15.792	54.318	37.476	43.998	104.3	2:15.792
2	1:52.254	36.920	34.169	41.165	126.2	4:08.046
3	1:47.009	34.740	32.764	39.505	132.3	5:55.055
4	1:44.586	34.067	31.800	38.719	135.4	7:39.641
5	1:43.166	33.377	31.429	38.360	137.3	9:22.807
6	1:43.247	33.410	31.489	38.348	137.2	11:06.054

13 António Félix DA COSTA POR						
Jaguar TCS Racing				Jaguar I-Type 7		
1	2:18.895	55.657	39.161	44.077	102.0	2:18.895
2	1:54.270	37.011	34.734	42.525	123.9	4:13.165
3	1:43.938	33.948	31.491	38.499	136.3	5:57.103
4	1:48.304	33.854	31.908	42.542	130.8	7:45.407
5	1:42.545	33.471	31.072	38.002	138.1	9:27.952
6	1:42.021	33.398	30.764	37.859	138.8	11:09.973

16 Sébastien BUEMI SUI						
Envision Racing				Jaguar I-Type 7		
1	2:24.109	1:02.896	37.483	43.730	98.3	2:24.109
2	1:54.852	35.850	33.676	45.326	123.3	4:18.961
3	1:45.250	34.352	32.009	38.889	134.6	6:04.211
4	1:43.807	33.862	31.386	38.559	136.4	7:48.018
5	1:46.874	34.061	32.570	40.243	132.5	9:34.892
6	1:43.050	33.453	31.307	38.290	137.4	11:17.942

21 Nyck DE VRIES NED						
MAHINDRA RACING				M12Electro		
1	2:11.695	55.573	35.122	41.000	107.5	2:11.695
2	1:50.920	35.036	33.189	42.695	127.7	4:02.615
3	1:44.210	33.612	31.560	39.038	135.9	5:46.825
4	1:43.298	33.322	31.426	38.550	137.1	7:30.123
5	1:42.396	33.203	31.056	38.137	138.3	9:12.519
6	1:41.926	32.842	30.975	38.109	138.9	10:54.445

22 Zane MALONEY BAR						
LOLA YAMAHA ABT FORMULA E TEAM				Lola T001		
1	2:32.245	1:12.584	36.039	43.622	93.0	2:32.245
2	2:00.136	35.573	32.621	51.942	117.9	4:32.381
3	1:45.342	34.845	31.658	38.839	134.4	6:17.723
4	1:43.954	34.099	31.232	38.623	136.2	8:01.677
5	1:43.273	33.606	31.195	38.472	137.1	9:44.950
6	1:42.790	33.497	30.979	38.314	137.8	11:27.740

25 Jean-Éric VERGNE FRA						
Citroën Racing				Citroën Racing e-CX		
1	2:27.610	1:05.269	38.114	44.227	95.9	2:27.610
2	2:00.617	36.568	33.930	50.119	117.4	4:28.227
3	1:45.975	34.777	32.213	38.985	133.6	6:14.202
4	1:43.478	33.739	31.427	38.312	136.9	7:57.680
5	1:44.204	33.434	31.151	39.619	135.9	9:41.884
6	1:44.158	33.682	31.727	38.749	136.0	11:26.042

28 Felipe DRUGOVICH BRA						
Andretti Formula E				Porsche 99X Electric		
1	2:18.560	59.775	35.637	43.148	102.2	2:18.560
2	1:49.865	35.535	33.737	40.593	128.9	4:08.425
3	1:47.786	35.197	32.954	39.635	131.4	5:56.211
4	1:51.150	34.066	33.640	43.444	127.4	7:47.361
5	1:52.789	33.983	31.810	46.996	125.6	9:40.150
6	1:44.956	34.101	31.893	38.962	134.9	11:25.106

94 Pascal WEHRLEIN GER						
Porsche Formula E Team				Porsche 99X Electric		
1	2:09.050	51.260	36.129	41.661	109.7	2:09.050
2	1:49.413	35.539	33.665	40.209	129.4	3:58.463
3	1:44.733	34.175	31.802	38.756	135.2	5:43.196
4	1:43.829	33.631	31.661	38.537	136.4	7:27.025
5	1:42.715	33.313	31.321	38.081	137.9	9:09.740
6	1:42.315	33.150	31.155	38.010	138.4	10:52.055

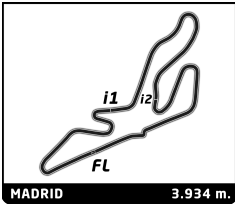
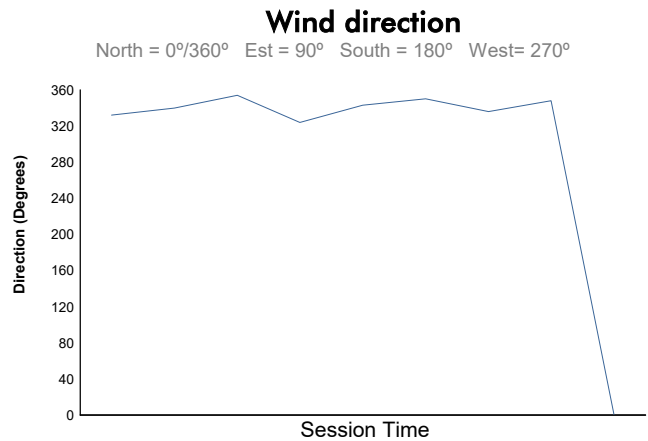
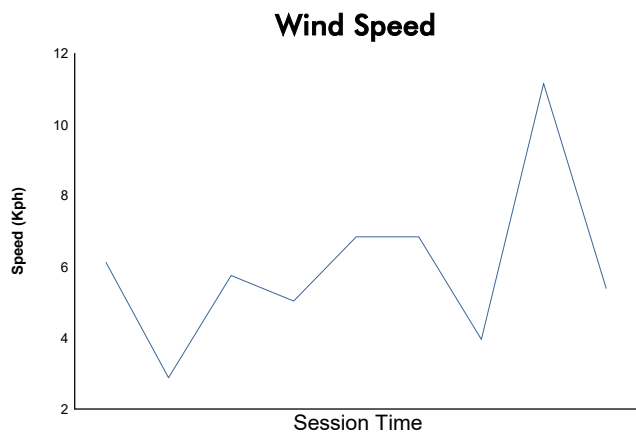
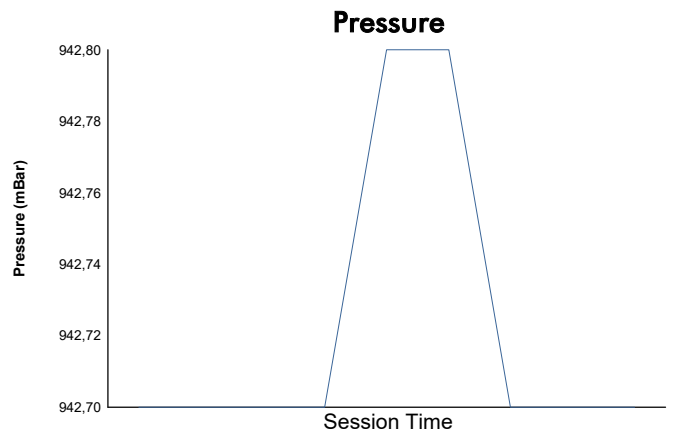
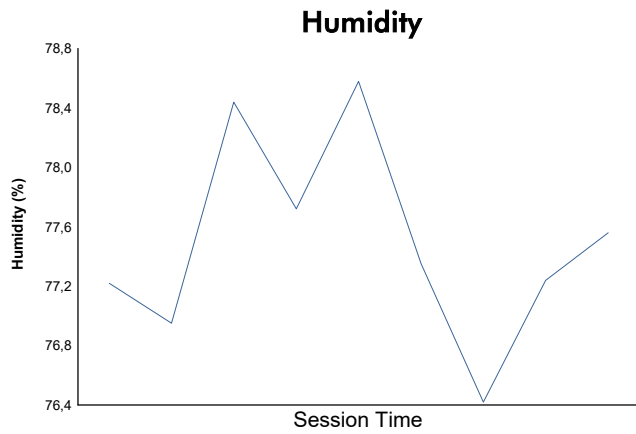
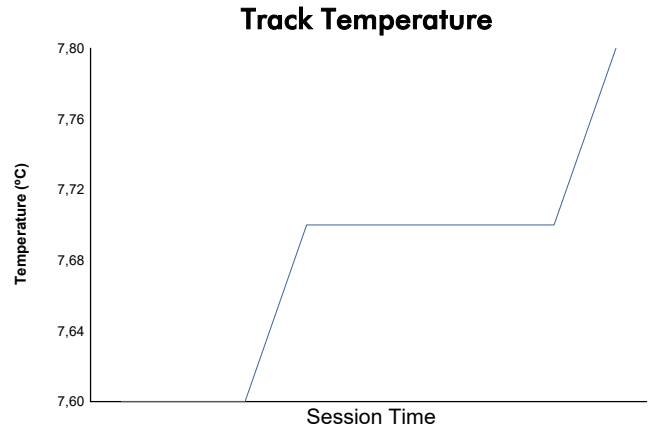
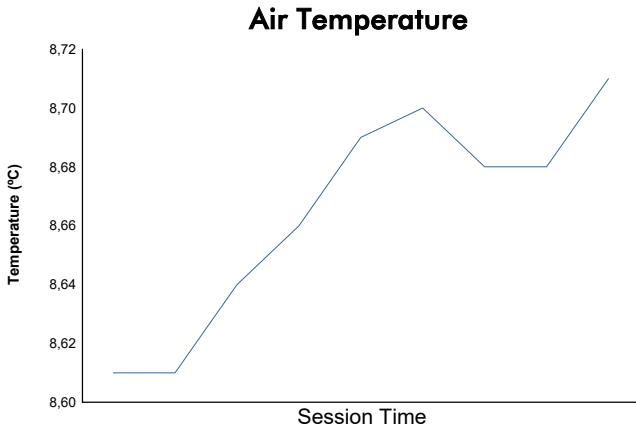


ABB FIA Formula E World Championship
 Round 06 - 2026 Cupra Raval Madrid E-Prix
 Qualifying Group A

Weather Report



Track Status: **WET**

Doc No.

Date: 21/03/2026

Posted at:

ABB FIA FORMULA E WORLD CHAMPIONSHIP

Round 06 - 2026 Cupra Raval Madrid E-Prix - Qualifying Group B

POS	NO	DRIVER	NAT	TEAM	CAR	TIME	LAP	TOTAL	GAP	KPH
1	23	Norman NATO	FRA	Nissan Formula E Team	NISSAN e-4ORCE 05	1:40.927	6	6	-	140.3
2	48	Edoardo MORTARA	SUI	MAHINDRA RACING	M12Electro	1:41.397	6	6	+0.470	139.7
3	37	Nick CASSIDY	NZL	Citroën Racing	Citroën Racing ë-CX	1:41.650	5	6	+0.723	139.3
4	7	Maximilian GÜNTHER	GER	DS PENSKE	DS E-TENSE FE25	1:41.748	6	6	+0.821	139.2
5	33	Dan TICKTUM	GBR	CUPRA KIRO	Porsche 99X Electric WCG3	1:41.790	6	6	+0.863	139.1
6	27	Jake DENNIS	GBR	Andretti Formula E	Porsche 99X Electric	1:41.817	6	6	+0.890	139.1
7	51	Nico MÜLLER	SUI	Porsche Formula E Team	Porsche 99X Electric	1:42.086	5	6	+1.159	138.7
8	77	Taylor BARNARD	GBR	DS PENSKE	DS E-TENSE FE25	1:42.175	6	6	+1.248	138.6
9	14	Joel ERIKSSON	SWE	Envision Racing	Jaguar I-Type 7	1:42.511	6	6	+1.584	138.2
10	11	Lucas DI GRASSI	BRA	LOLA YAMAHA ABT FORMULA E TEAM	Lola T001	1:42.818	5	5	+1.891	137.7

FASTEST LAP

23	Norman NATO	FRA	Nissan Formula E Team	NISSAN e-4ORCE 05	1:40.927 on Lap 6	140.3 Kph
----	-------------	-----	-----------------------	-------------------	-------------------	-----------

Race Director:
Marek Hanaczewski

Timekeeper:
Antonio José Castellón

Series Partners:



No part of these results/data may be reproduced, stored in a retrieval system or transmitted in any form or by any means electronic, mechanical, photocopying, recording, broadcasting or otherwise without prior permission of the copyright holder except for reproduction in local/national/international daily press and regular printed publications on sale to the public within 90 days of the event to which the results/data relate and provided that the copyright symbol appears together with the name of the copyright holder.

The FÉDÉRATION INTERNATIONALE DE L'AUTOMOBILE logo, FÉDÉRATION INTERNATIONALE DE L'AUTOMOBILE, FIA logo, FIA, FIA FORMULA-E CHAMPIONSHIP, FIA FORMULA-E CHAMPIONSHIP logo and related marks are protected trademarks of the Fédération Internationale de l'Automobile (FIA), Chemin de Blandonnet 2, 1214 Vernier, Switzerland.

©2026, Fédération Internationale de l'Automobile (FIA)

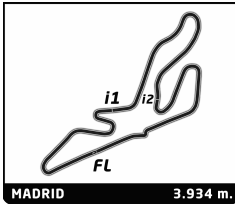


ABB FIA Formula E World Championship

Round 06 - 2026 Cupra Raval Madrid E-Prix

Qualifying Group B

Best Sector Times

SECTOR 1			SECTOR 2		SECTOR 3		Pos	Driver	Ideal Lap	Best Lap	
Pos	Driver	Time	Driver	Time	Driver	Time					
1	48 E.MORTARA	32.778	23 N.NATO	30.368	23 N.NATO	37.615	1	23 N.NATO	1:40.768	1:40.927	(1)
2	23 N.NATO	32.785	48 E.MORTARA	30.630	7 M.GÜNTHER	37.688	2	48 E.MORTARA	1:41.133	1:41.397	(2)
3	37 N.CASSIDY	32.942	33 D.TICKTUM	30.737	48 E.MORTARA	37.725	3	37 N.CASSIDY	1:41.629	1:41.650	(3)
4	33 D.TICKTUM	32.955	51 N.MÜLLER	30.766	37 N.CASSIDY	37.802	4	7 M.GÜNTHER	1:41.748	1:41.748	(4)
5	77 T.BARNARD	32.982	27 J.DENNIS	30.796	27 J.DENNIS	37.920	5	33 D.TICKTUM	1:41.790	1:41.790	(5)
6	51 N.MÜLLER	33.006	7 M.GÜNTHER	30.837	77 T.BARNARD	38.053	6	27 J.DENNIS	1:41.807	1:41.817	(6)
7	27 J.DENNIS	33.091	37 N.CASSIDY	30.885	33 D.TICKTUM	38.098	7	51 N.MÜLLER	1:41.949	1:42.086	(7)
8	14 J.ERIKSSON	33.136	77 T.BARNARD	30.918	11 L.DI GRASSI	38.133	8	77 T.BARNARD	1:41.953	1:42.175	(8)
9	7 M.GÜNTHER	33.223	11 L.DI GRASSI	31.013	51 N.MÜLLER	38.177	9	14 J.ERIKSSON	1:42.438	1:42.511	(9)
10	11 L.DI GRASSI	33.417	14 J.ERIKSSON	31.088	14 J.ERIKSSON	38.214	10	11 L.DI GRASSI	1:42.563	1:42.818	(10)

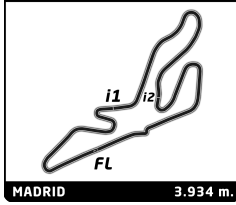


ABB FIA Formula E World Championship

Round 06 - 2026 Cupra Raval Madrid E-Prix

Qualifying Group B

Fastest Lap Sequence

Elapsed	Driver	Team	Car	Time	Kph	Lap
3:51.154	51 Nico MÜLLER	Porsche Formula E Team	Porsche 99X Electric	1:45.375	134.4	2
4:36.477	37 Nick CASSIDY	Citroën Racing	Citroën Racing ë-CX	1:45.071	134.8	2
5:34.736	51 Nico MÜLLER	Porsche Formula E Team	Porsche 99X Electric	1:43.582	136.7	3
5:39.866	23 Norman NATO	Nissan Formula E Team	NISSAN e-4ORCE 05	1:43.372	137.0	3
6:19.440	37 Nick CASSIDY	Citroën Racing	Citroën Racing ë-CX	1:42.963	137.5	3
7:17.377	51 Nico MÜLLER	Porsche Formula E Team	Porsche 99X Electric	1:42.641	138.0	4
7:21.745	23 Norman NATO	Nissan Formula E Team	NISSAN e-4ORCE 05	1:41.879	139.0	4
9:02.694	23 Norman NATO	Nissan Formula E Team	NISSAN e-4ORCE 05	1:40.949	140.3	5
10:43.621	23 Norman NATO	Nissan Formula E Team	NISSAN e-4ORCE 05	1:40.927	140.3	6

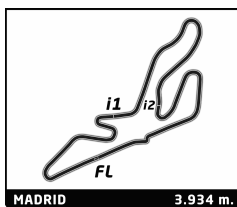


ABB FIA Formula E World Championship

Round 06 - 2026 Cupra Raval Madrid E-Prix

Qualifying Group B

Analysis

A Attack Mode ■ 350KW ■ Invalidated Lap ■ Personal Best ■ Session Best ■ Crossing the finish line in pit lane

Lap	Time	Sector 1	Sector 2	Sector 3	Kph	Elapsed	Lap	Time	Sector 1	Sector 2	Sector 3	Kph	Elapsed
7 Maximilian GÜNTHER GER													
DS PENSKE DS E-TENSE FE25													
1	2:19.208	58.803	36.592	43.813	101.7	2:19.208	1	2:51.406	1:27.897	34.920	48.589	82.6	2:51.406
2	1:49.620	34.500	32.190	42.930	129.2	4:08.828	2	1:45.071	34.637	31.849	38.585	134.8	4:36.477
3	1:43.573	33.836	31.452	38.285	136.7	5:52.401	3	1:42.963	33.349	31.189	38.425	137.5	6:19.440
4	1:43.716	33.792	31.383	38.541	136.5	7:36.117	4	1:41.973	33.105	30.938	37.930	138.9	8:01.413
5	1:42.398	33.327	30.998	38.073	138.3	9:18.515	5	1:41.650	32.942	30.906	37.802	139.3	9:43.063
6	1:41.748	33.223	30.837	37.688	139.2	11:00.263	6	1:41.762	32.964	30.885	37.913	139.2	11:24.825
48 Edoardo MORTARA SUI													
MAHINDRA RACING M12Electro													
1	2:07.348	51.911	34.627	40.810	111.2	2:07.348	1	2:07.348	51.911	34.627	40.810	111.2	2:07.348
2	1:51.930	34.717	32.578	44.635	126.5	3:59.278	2	1:51.930	34.717	32.578	44.635	126.5	3:59.278
3	1:43.576	33.770	31.439	38.367	136.7	5:42.854	3	1:43.576	33.770	31.439	38.367	136.7	5:42.854
4	1:42.607	33.279	31.213	38.115	138.0	7:25.461	4	1:42.607	33.279	31.213	38.115	138.0	7:25.461
5	1:41.979	33.273	30.981	37.725	138.9	9:07.440	5	1:41.979	33.273	30.981	37.725	138.9	9:07.440
6	1:41.397	32.778	30.630	37.989	139.7	10:48.837	6	1:41.397	32.778	30.630	37.989	139.7	10:48.837
51 Nico MÜLLER SUI													
Porsche Formula E Team Porsche 99X Electric													
1	2:05.779	49.706	34.321	41.752	112.6	2:05.779	1	2:05.779	49.706	34.321	41.752	112.6	2:05.779
2	1:45.375	34.474	31.759	39.142	134.4	3:51.154	2	1:45.375	34.474	31.759	39.142	134.4	3:51.154
3	1:43.582	33.620	31.538	38.424	136.7	5:34.736	3	1:43.582	33.620	31.538	38.424	136.7	5:34.736
4	1:42.641	33.220	31.244	38.177	138.0	7:17.377	4	1:42.641	33.220	31.244	38.177	138.0	7:17.377
5	1:42.086	33.121	30.766	38.199	138.7	8:59.463	5	1:42.086	33.121	30.766	38.199	138.7	8:59.463
6	1:42.471	33.006	31.003	38.462	138.2	10:41.934	6	1:42.471	33.006	31.003	38.462	138.2	10:41.934
77 Taylor BARNARD GBR													
DS PENSKE DS E-TENSE FE25													
1	2:13.775	56.811	35.000	41.964	105.9	2:13.775	1	2:13.775	56.811	35.000	41.964	105.9	2:13.775
2	1:47.206	35.139	32.639	39.428	132.1	4:00.981	2	1:47.206	35.139	32.639	39.428	132.1	4:00.981
3	1:44.399	34.073	31.603	38.723	135.7	5:45.380	3	1:44.399	34.073	31.603	38.723	135.7	5:45.380
4	1:42.852	33.437	31.099	38.316	137.7	7:28.232	4	1:42.852	33.437	31.099	38.316	137.7	7:28.232
5	1:42.262	33.134	31.075	38.053	138.5	9:10.494	5	1:42.262	33.134	31.075	38.053	138.5	9:10.494
6	1:42.175	32.982	30.918	38.275	138.6	10:52.669	6	1:42.175	32.982	30.918	38.275	138.6	10:52.669
11 Lucas DI GRASSI BRA													
LOLA YAMAHA ABT FORMULA E TEAM Lola T001													
1	2:24.236	1:06.673	35.578	41.985	98.2	2:24.236							
2	1:47.693	34.935	32.323	40.435	131.5	4:11.929							
3	1:47.697	36.291	32.390	39.016	131.5	5:59.626							
4	1:43.971	34.056	31.444	38.471	136.2	7:43.597							
5	1:42.818	33.659	31.026	38.133	137.7	9:26.415							
14 Joel ERIKSSON SWE													
Envision Racing Jaguar I-Type 7													
1	2:20.432	1:00.197	36.818	43.417	100.8	2:20.432							
2	1:57.746	34.663	32.974	50.109	120.3	4:18.178							
3	1:44.059	33.544	31.872	38.643	136.1	6:02.237							
4	1:47.965	33.272	31.463	43.230	131.2	7:50.202							
5	1:42.878	33.254	31.410	38.214	137.7	9:33.080							
6	1:42.511	33.136	31.088	38.287	138.2	11:15.591							
23 Norman NATO FRA													
Nissan Formula E Team NISSAN e-4ORCE 05													
1	2:06.653	51.010	34.891	40.752	111.8	2:06.653							
2	1:49.841	34.408	32.379	43.054	128.9	3:56.494							
3	1:43.372	33.746	31.060	38.566	137.0	5:39.866							
4	1:41.879	33.315	30.809	37.755	139.0	7:21.745							
5	1:40.949	32.886	30.448	37.615	140.3	9:02.694							
6	1:40.927	32.785	30.368	37.774	140.3	10:43.621							
27 Jake DENNIS GBR													
Andretti Formula E Porsche 99X Electric													
1	2:16.124	58.177	36.206	41.741	104.0	2:16.124							
2	1:48.786	35.533	32.714	40.539	130.2	4:04.910							
3	1:44.688	34.043	31.355	39.290	135.3	5:49.598							
4	1:42.242	33.340	30.850	38.052	138.5	7:31.840							
5	1:42.025	33.175	30.796	38.054	138.8	9:13.865							
6	1:41.817	33.091	30.806	37.920	139.1	10:55.682							
33 Dan TICKTUM GBR													
CUPRA KIRO Porsche 99X Electric WCG3													
1	2:21.401	1:03.412	35.820	42.169	100.2	2:21.401							
2	1:49.887	35.735	33.306	40.846	128.9	4:11.288							
3	1:45.297	34.119	31.327	39.851	134.5	5:56.585							
4	1:57.963	33.356	30.997	53.610	120.1	7:54.548							
5	1:43.042	33.493	31.084	38.465	137.4	9:37.590							
6	1:41.790	32.955	30.737	38.098	139.1	11:19.380							
37 Nick CASSIDY NZL													
Citroën Racing Citroën Racing ë-CX													

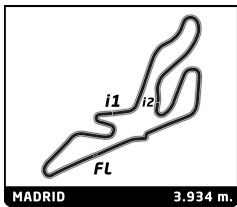
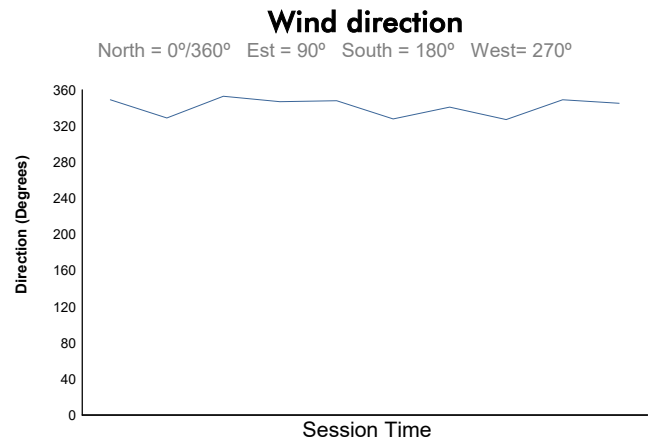
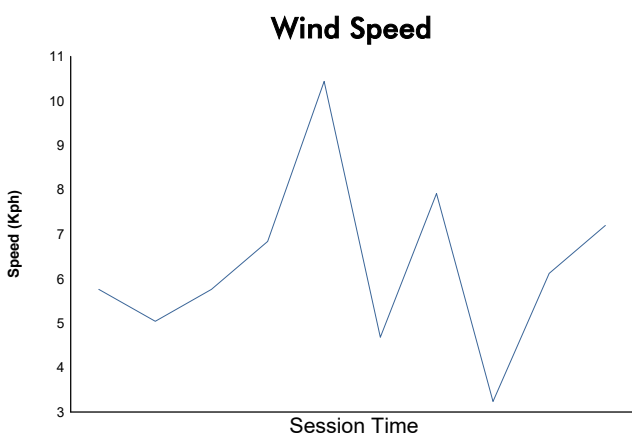
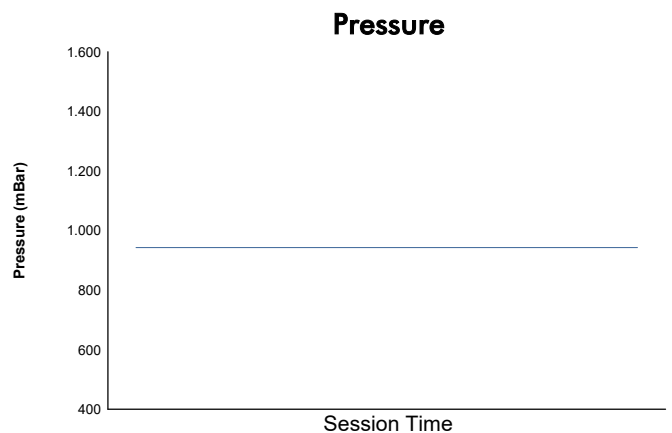
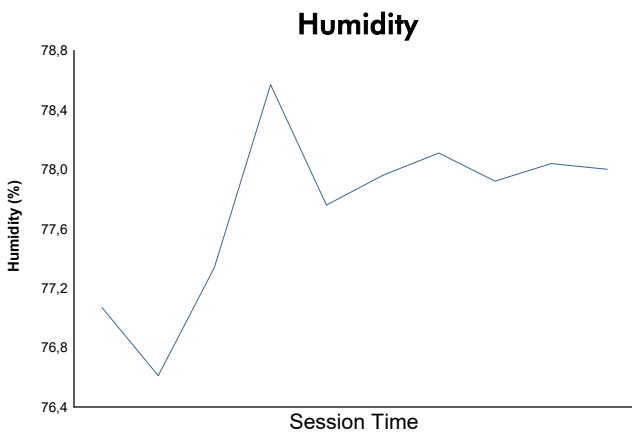
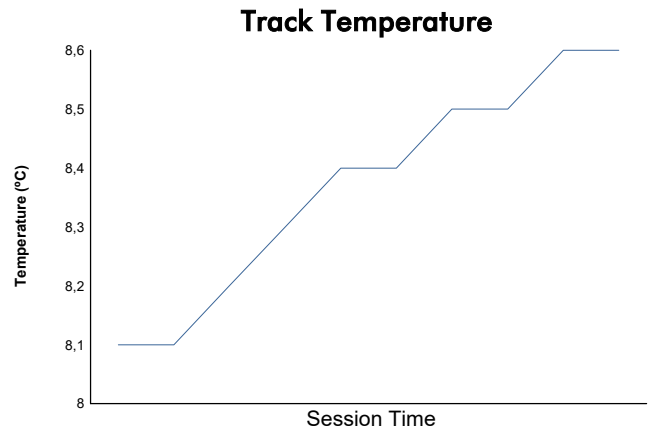
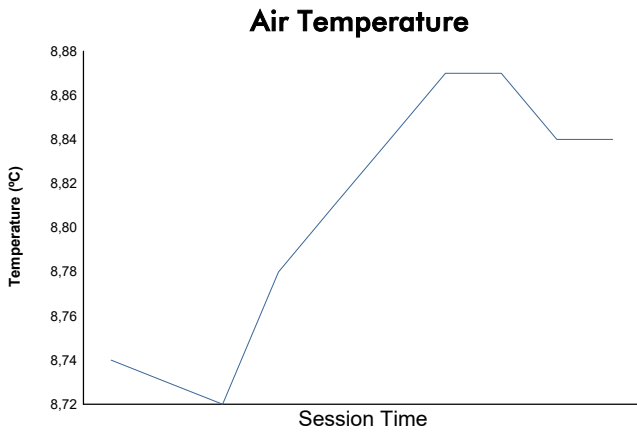


ABB FIA Formula E World Championship
 Round 06 - 2026 Cupra Raval Madrid E-Prix
 Qualifying Group B

Weather Report



Track Status: **WET**

Doc No.

Date: 21/03/2026

Posted at:

ABB FIA FORMULA E WORLD CHAMPIONSHIP

Round 06 - 2026 Cupra Raval Madrid E-Prix - Qualifying Duel Quarter-Final 1

CLASSIFICATION

POS	NO	DRIVER	NAT	TEAM	CAR	TIME	LAP TOTAL	GAP	KPH
1	13	António Félix DA COSTA	POR	Jaguar TCS Racing	Jaguar I-Type 7	1:39.775	1 1	-	141.9
2	94	Pascal WEHRLEIN	GER	Porsche Formula E Team	Porsche 99X Electric	1:44.193	1 1	+4.418	135.9

FASTEST LAP

13	António Félix DA COSTA	POR	Jaguar TCS Racing	Jaguar I-Type 7	1:39.775 on Lap 1	141.9 Kph
----	------------------------	-----	-------------------	-----------------	-------------------	-----------

ANALYSIS

■ 350KW ■ Invalidated Lap ■ Personal Best ■ Session Best ■ Crossing the finish line in pit lane

Lap	Time	Sector 1	Sector 2	Sector 3	Kph	Elapsed	Lap	Time	Sector 1	Sector 2	Sector 3	Kph	Elapsed
13	António Félix DA COSTA POR						94	Pascal WEHRLEIN GER					
	Jaguar TCS Racing Jaguar I-Type 7							Porsche Formula E Team Porsche 99X Electric					
1	1:39.775	32.402	30.448	36.925	141.9	1:39.775	1	1:44.193	34.215	31.504	38.474	135.9	1:44.193

Race Director:
Marek Hanaczewski

Timekeeper:
Antonio José Castellón

Series Partners:



No part of these results/data may be reproduced, stored in a retrieval system or transmitted in any form or by any means electronic, mechanical, photocopying, recording, broadcasting or otherwise without prior permission of the copyright holder except for reproduction in local/national/international daily press and regular printed publications on sale to the public within 90 days of the event to which the results/data relate and provided that the copyright symbol appears together with the name of the copyright holder.

The FÉDÉRATION INTERNATIONALE DE L'AUTOMOBILE logo, FÉDÉRATION INTERNATIONALE DE L'AUTOMOBILE, FIA logo, FIA, FIA FORMULA-E CHAMPIONSHIP, FIA FORMULA-E CHAMPIONSHIP logo and related marks are protected trademarks of the Fédération Internationale de l'Automobile (FIA), Chemin de Blandonnet 2, 1214 Vernier, Switzerland.

©2026, Fédération Internationale de l'Automobile (FIA)

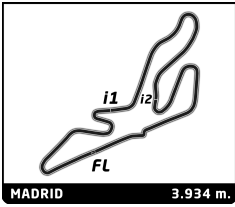
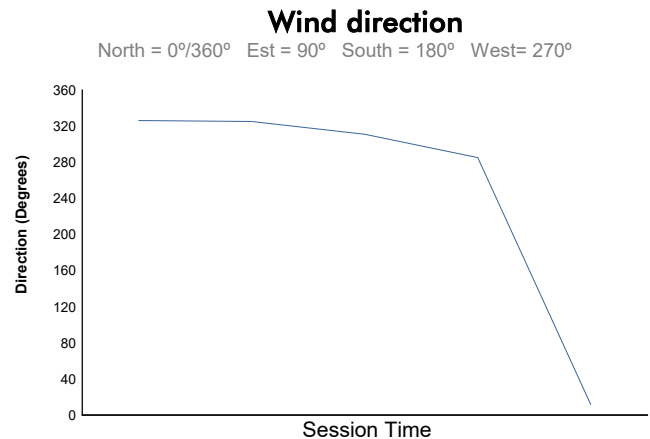
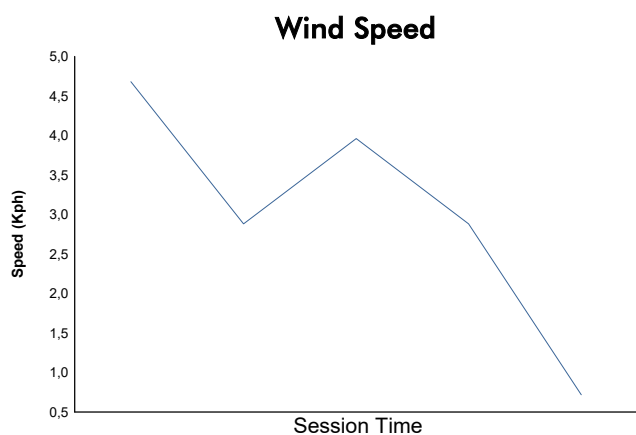
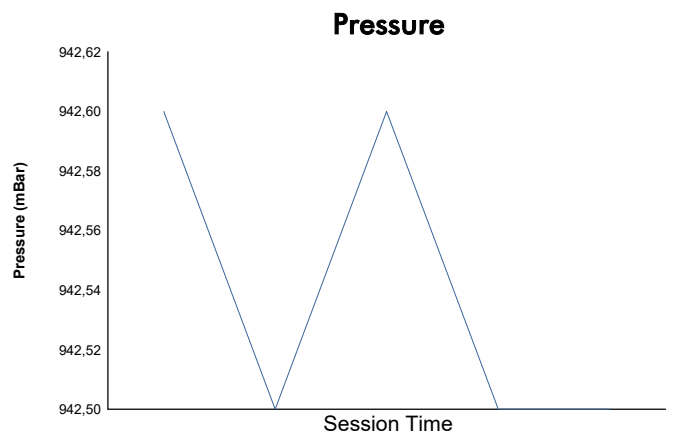
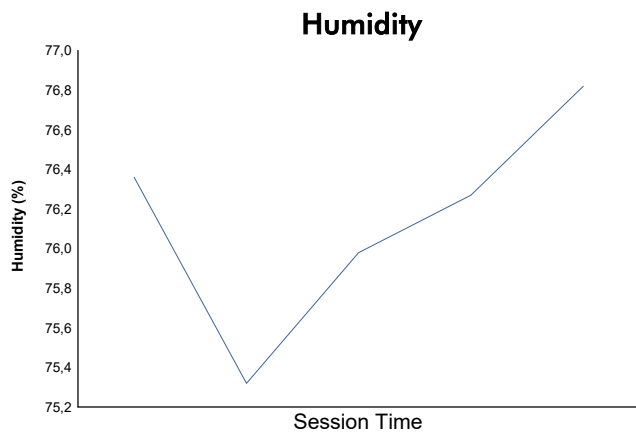
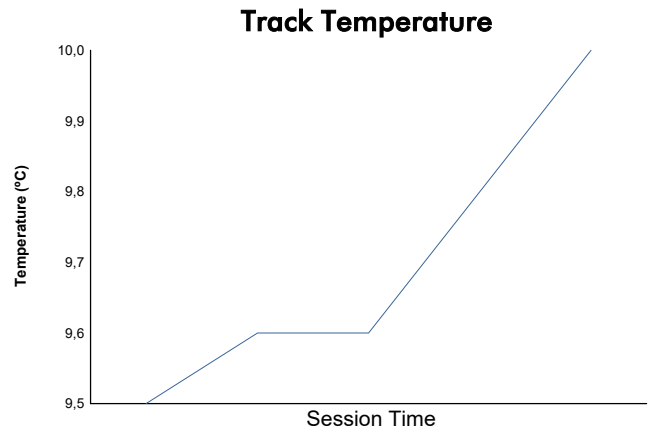
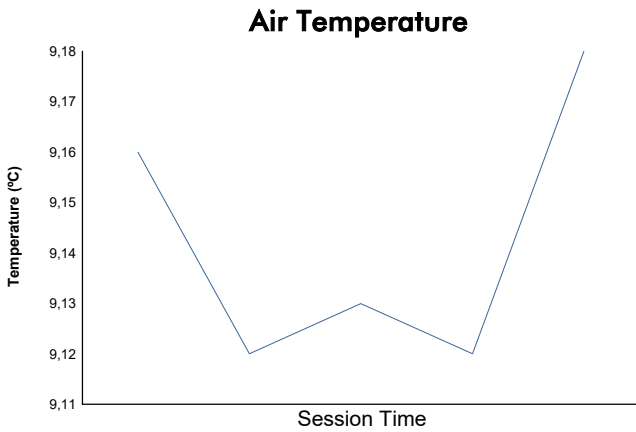


ABB FIA Formula E World Championship
 Round 06 - 2026 Cupra Raval Madrid E-Prix
 Qualifying Duel Quarter-Final 1

Weather Report



Track Status: **WET**

Doc No.

Date: 21/03/2026

Posted at:

ABB FIA FORMULA E WORLD CHAMPIONSHIP

Round 06 - 2026 Cupra Raval Madrid E-Prix - Qualifying Duel Quarter-Final 2

POS	NO	DRIVER	NAT	TEAM	CAR	TIME	LAP TOTAL	GAP	KPH
1	21	Nyck DE VRIES	NED	MAHINDRA RACING	M12Electro	1:39.409	1 1	-	142.5
2	1	Oliver ROWLAND	GBR	Nissan Formula E Team	NISSAN e-4ORCE 05	1:47.325	1 1	+7.916	132.0

FASTEST LAP

21	Nyck DE VRIES	NED	MAHINDRA RACING	M12Electro	1:39.409 on Lap 1	142.5 Kph
----	---------------	-----	-----------------	------------	-------------------	-----------

ANALYSIS

■ 350KW Invalidated Lap
 ■ Personal Best
 ■ Session Best
 ■ Crossing the finish line in pit lane

Lap	Time	Sector 1	Sector 2	Sector 3	Kph	Elapsed	Lap	Time	Sector 1	Sector 2	Sector 3	Kph	Elapsed
1	Oliver ROWLAND							21	Nyck DE VRIES				
	Nissan Formula E Team								MAHINDRA RACING				
1	1:47.325	38.334	30.566	38.425	132.0	1:47.325	1	1:39.409	32.444	30.151	36.814	142.5	1:39.409

Race Director:
Marek Hanaczewski

Timekeeper:
Antonio José Castellón

Series Partners:



No part of these results/data may be reproduced, stored in a retrieval system or transmitted in any form or by any means electronic, mechanical, photocopying, recording, broadcasting or otherwise without prior permission of the copyright holder except for reproduction in local/national/international daily press and regular printed publications on sale to the public within 90 days of the event to which the results/data relate and provided that the copyright symbol appears together with the name of the copyright holder.

The FÉDÉRATION INTERNATIONALE DE L'AUTOMOBILE logo, FÉDÉRATION INTERNATIONALE DE L'AUTOMOBILE, FIA logo, FIA, FIA FORMULA-E CHAMPIONSHIP, FIA FORMULA-E CHAMPIONSHIP logo and related marks are protected trademarks of the Fédération Internationale de l'Automobile (FIA), Chemin de Blandonnet 2, 1214 Vernier, Switzerland.

©2026, Fédération Internationale de l'Automobile (FIA)

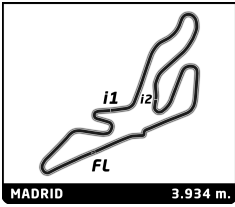
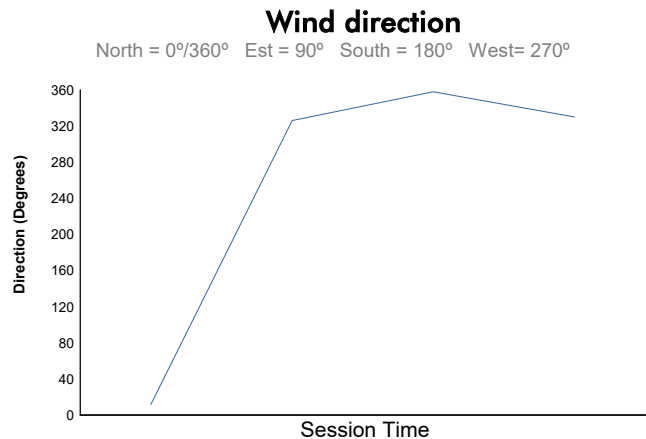
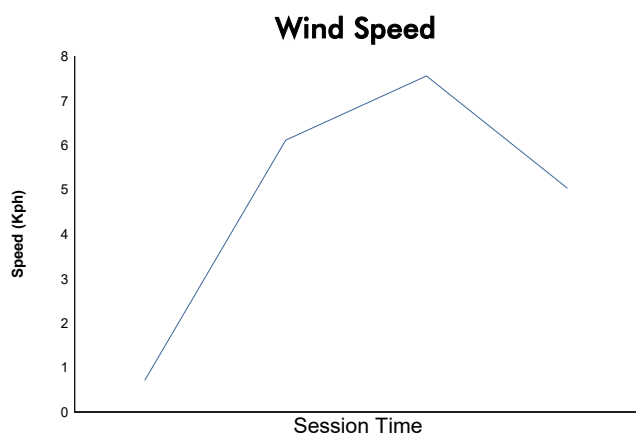
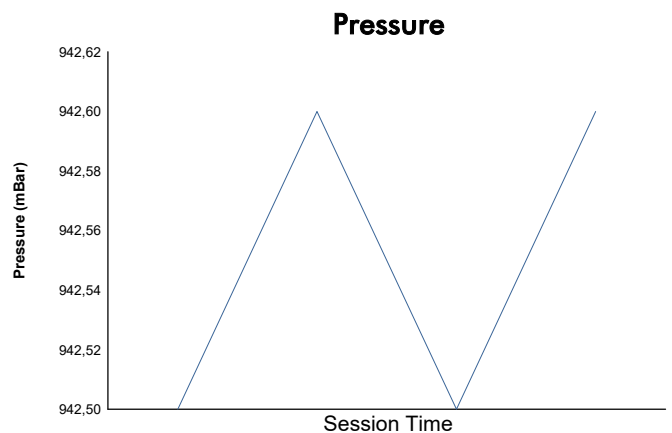
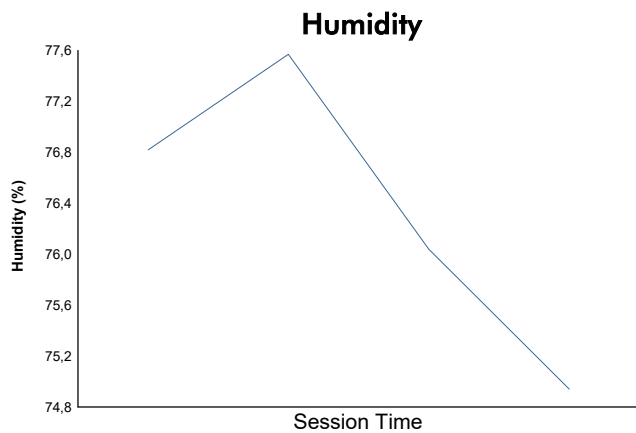
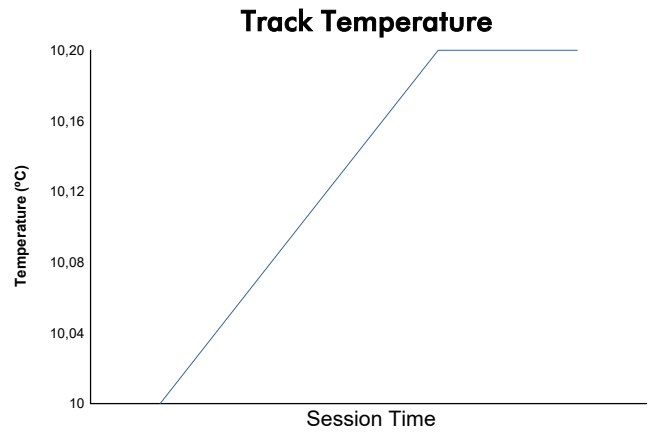
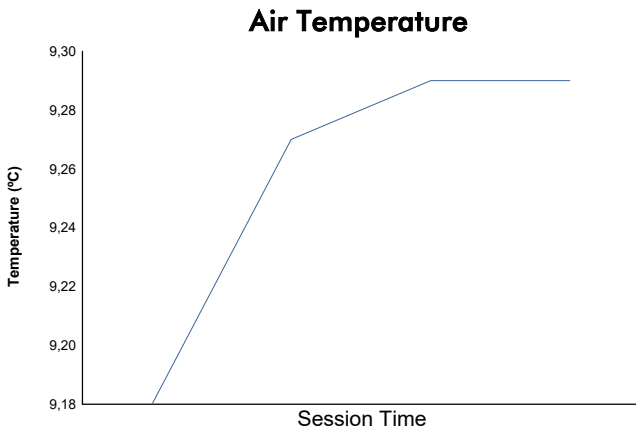


ABB FIA Formula E World Championship
 Round 06 - 2026 Cupra Raval Madrid E-Prix
 Qualifying Duel Quarter-Final 2

Weather Report



Track Status: **WET**

Doc No.

Date: 21/03/2026

Posted at:

ABB FIA FORMULA E WORLD CHAMPIONSHIP

Round 06 - 2026 Cupra Raval Madrid E-Prix - Qualifying Duel Quarter-Final 3

CLASSIFICATION

POS	NO	DRIVER	NAT	TEAM	CAR	TIME	LAP TOTAL	GAP	KPH
1	37	Nick CASSIDY	NZL	Citroën Racing	Citroën Racing ë-CX	1:38.861	1 1	-	143.3
2	48	Edoardo MORTARA	SUI	MAHINDRA RACING	M12Electro	1:38.908	1 1	+0.047	143.2

FASTEST LAP

37	Nick CASSIDY	NZL	Citroën Racing	Citroën Racing ë-CX	1:38.861 on Lap 1	143.3 Kph
----	--------------	-----	----------------	---------------------	-------------------	-----------

ANALYSIS

Lap	Time	Sector 1	Sector 2	Sector 3	Kph	Elapsed	Lap	Time	Sector 1	Sector 2	Sector 3	Kph	Elapsed			
37	Nick CASSIDY	Citroën Racing						NZL	48	Edoardo MORTARA	MAHINDRA RACING					
1	1:38.861	32.351	30.304	36.206	143.3	1:38.861	1	1:38.908	32.095	30.273	36.540	143.2	1:38.908			

Race Director:
Marek Hanaczewski

Timekeeper:
Antonio José Castellón

Series Partners:



No part of these results/data may be reproduced, stored in a retrieval system or transmitted in any form or by any means electronic, mechanical, photocopying, recording, broadcasting or otherwise without prior permission of the copyright holder except for reproduction in local/national/international daily press and regular printed publications on sale to the public within 90 days of the event to which the results/data relate and provided that the copyright symbol appears together with the name of the copyright holder.

The FÉDÉRATION INTERNATIONALE DE L'AUTOMOBILE logo, FÉDÉRATION INTERNATIONALE DE L'AUTOMOBILE, FIA logo, FIA, FIA FORMULA-E CHAMPIONSHIP, FIA FORMULA-E CHAMPIONSHIP logo and related marks are protected trademarks of the Fédération Internationale de l'Automobile (FIA), Chemin de Blandonnet 2, 1214 Vernier, Switzerland.

©2026, Fédération Internationale de l'Automobile (FIA)

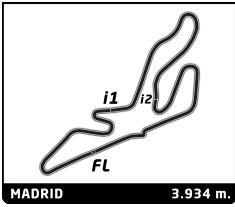
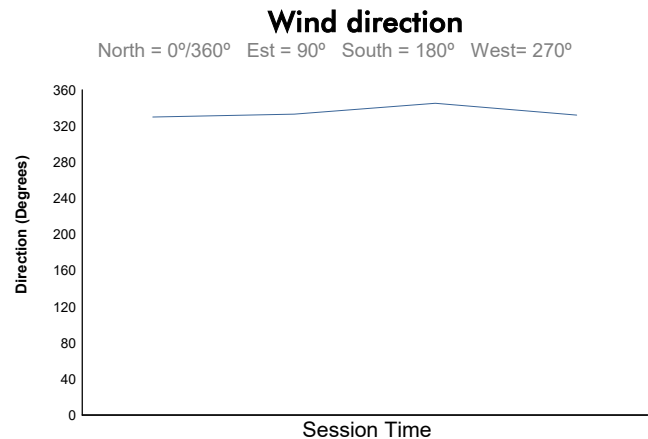
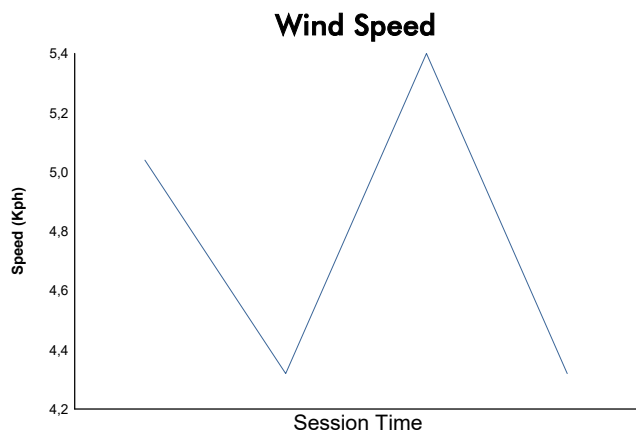
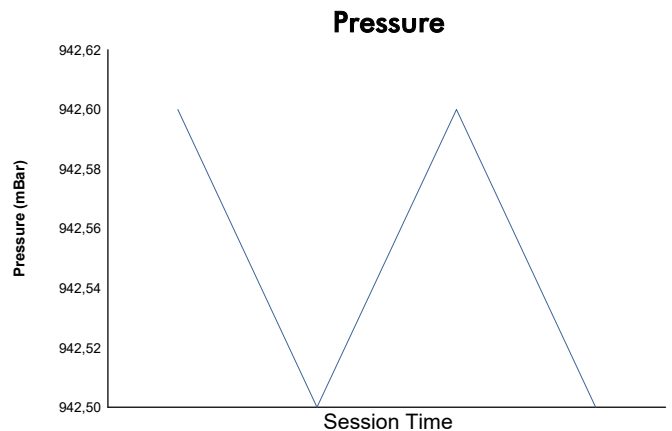
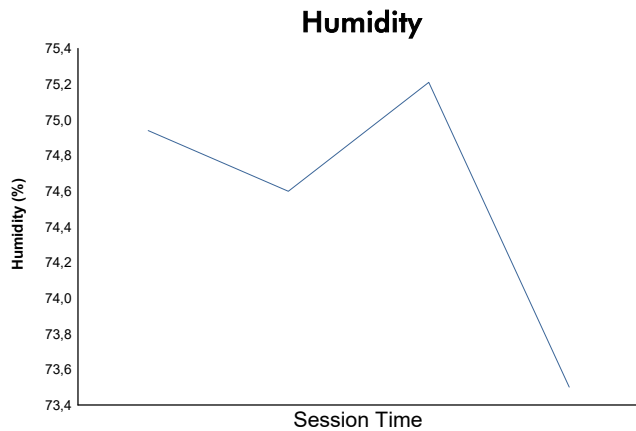
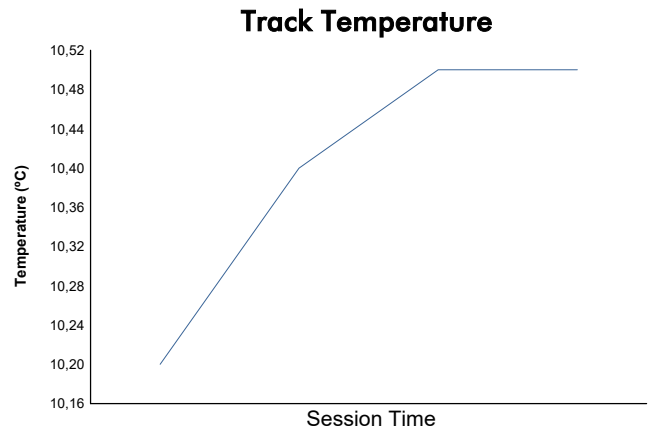
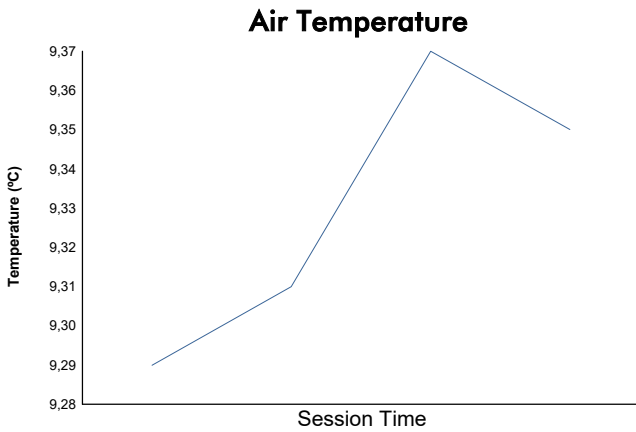


ABB FIA Formula E World Championship
 Round 06 - 2026 Cupra Raval Madrid E-Prix
 Qualifying Duel Quarter-Final 3

Weather Report



Track Status: **WET**

Doc No.

Date: 21/03/2026

Posted at:

ABB FIA FORMULA E WORLD CHAMPIONSHIP

Round 06 - 2026 Cupra Raval Madrid E-Prix - Qualifying Duel Quarter-Final 4

POS	NO	DRIVER	NAT	TEAM	CAR	TIME	LAP TOTAL	GAP	KPH
1	23	Norman NATO	FRA	Nissan Formula E Team	NISSAN e-4ORCE 05	1:39.352	1 1	-	142.5
2	7	Maximilian GÜNTHER	GER	DS PENSKE	DS E-TENSE FE25	1:44.583	1 1	+5.231	135.4

FASTEST LAP

23	Norman NATO	FRA	Nissan Formula E Team	NISSAN e-4ORCE 05	1:39.352 on Lap 1	142.5 Kph
----	-------------	-----	-----------------------	-------------------	-------------------	-----------

ANALYSIS

Lap	Time	Sector 1	Sector 2	Sector 3	Kph	Elapsed	Lap	Time	Sector 1	Sector 2	Sector 3	Kph	Elapsed		
7	Maximilian GÜNTHER	DS PENSKE						23	Norman NATO	NISSAN e-4ORCE 05					
1	1:44.583	32.294	35.431	36.858	135.4	1:44.583	1	1:39.352	31.991	30.502	36.859	142.5	1:39.352		

Race Director:
Marek Hanaczewski

Timekeeper:
Antonio José Castellón

Series Partners:



No part of these results/data may be reproduced, stored in a retrieval system or transmitted in any form or by any means electronic, mechanical, photocopying, recording, broadcasting or otherwise without prior permission of the copyright holder except for reproduction in local/national/international daily press and regular printed publications on sale to the public within 90 days of the event to which the results/data relate and provided that the copyright symbol appears together with the name of the copyright holder.

The FÉDÉRATION INTERNATIONALE DE L'AUTOMOBILE logo, FÉDÉRATION INTERNATIONALE DE L'AUTOMOBILE, FIA logo, FIA, FIA FORMULA-E CHAMPIONSHIP, FIA FORMULA-E CHAMPIONSHIP logo and related marks are protected trademarks of the Fédération Internationale de l'Automobile (FIA), Chemin de Blandonnet 2, 1214 Vernier, Switzerland.

©2026, Fédération Internationale de l'Automobile (FIA)

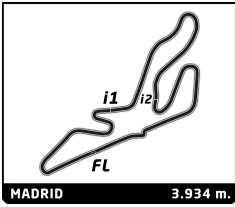
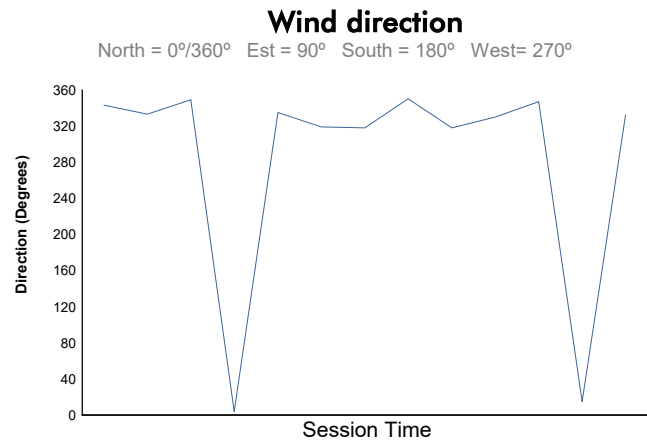
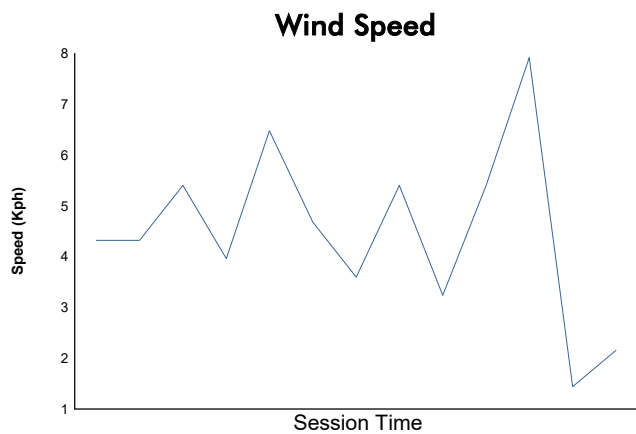
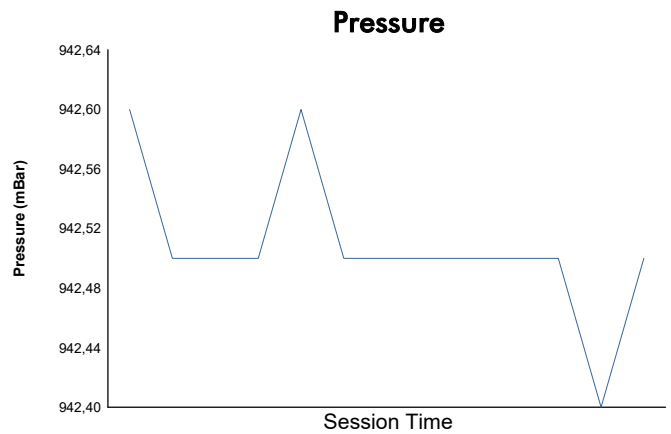
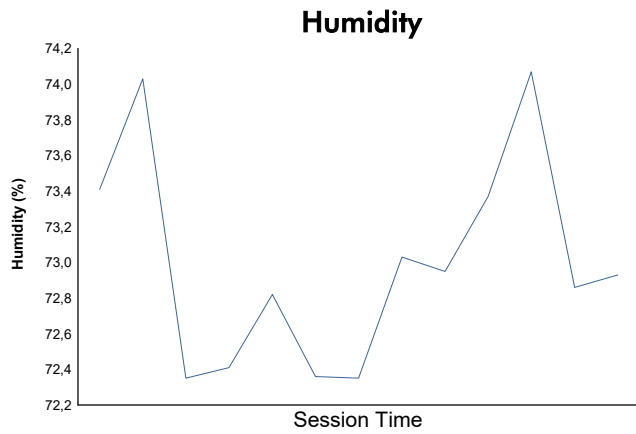
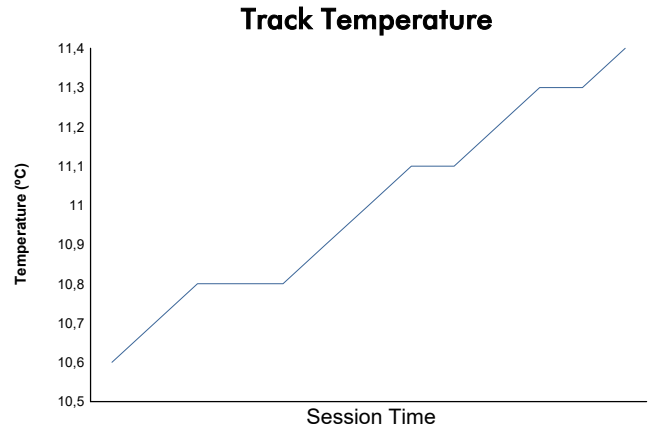
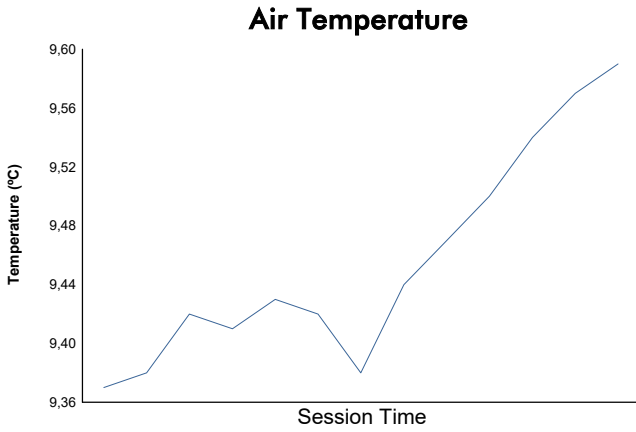


ABB FIA Formula E World Championship
 Round 06 - 2026 Cupra Raval Madrid E-Prix
 Qualifying Duel Quarter-Final 4

Weather Report



Track Status: **WET**

Doc No.

Date: 21/03/2026

Posted at:

ABB FIA FORMULA E WORLD CHAMPIONSHIP

Round 06 - 2026 Cupra Raval Madrid E-Prix - Qualifying Duel Semi-Final 1

CLASSIFICATION

POS	NO	DRIVER	NAT	TEAM	CAR	TIME	LAP TOTAL	GAP	KPH
1	21	Nyck DE VRIES	NED	MAHINDRA RACING	M12Electro	1:38.275	1 1	-	144.1
2	13	António Félix DA COSTA	POR	Jaguar TCS Racing	Jaguar I-Type 7	1:38.621	1 1	+0.346	143.6

FASTEST LAP

21	Nyck DE VRIES	NED	MAHINDRA RACING	M12Electro	1:38.275 on Lap 1	144.1 Kph
----	---------------	-----	-----------------	------------	-------------------	-----------

ANALYSIS

■ 350KW Invalidated Lap
 ■ Personal Best
 ■ Session Best
 ■ Crossing the finish line in pit lane

Lap	Time	Sector 1	Sector 2	Sector 3	Kph	Elapsed	Lap	Time	Sector 1	Sector 2	Sector 3	Kph	Elapsed		
13	António Félix DA COSTA						POR	21	Nyck DE VRIES						NED
	Jaguar TCS Racing						Jaguar I-Type 7		MAHINDRA RACING						M12Electro
1	1:38.621	31.991	30.019	36.611	143.6	1:38.621	1	1:38.275	31.974	30.044	36.257	144.1	1:38.275		

Race Director:
Marek Hanaczewski

Timekeeper:
Antonio José Castellón

Series Partners:



No part of these results/data may be reproduced, stored in a retrieval system or transmitted in any form or by any means electronic, mechanical, photocopying, recording, broadcasting or otherwise without prior permission of the copyright holder except for reproduction in local/national/international daily press and regular printed publications on sale to the public within 90 days of the event to which the results/data relate and provided that the copyright symbol appears together with the name of the copyright holder.

The FÉDÉRATION INTERNATIONALE DE L'AUTOMOBILE logo, FÉDÉRATION INTERNATIONALE DE L'AUTOMOBILE, FIA logo, FIA, FIA FORMULA-E CHAMPIONSHIP, FIA FORMULA-E CHAMPIONSHIP logo and related marks are protected trademarks of the Fédération Internationale de l'Automobile (FIA), Chemin de Blandonnet 2, 1214 Vernier, Switzerland.

©2026, Fédération Internationale de l'Automobile (FIA)

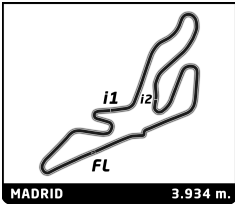
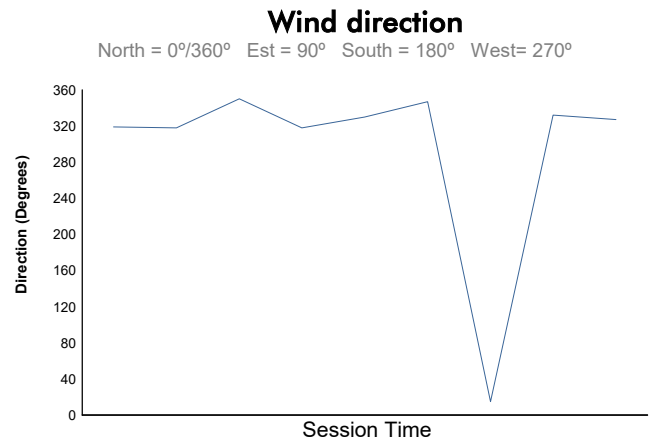
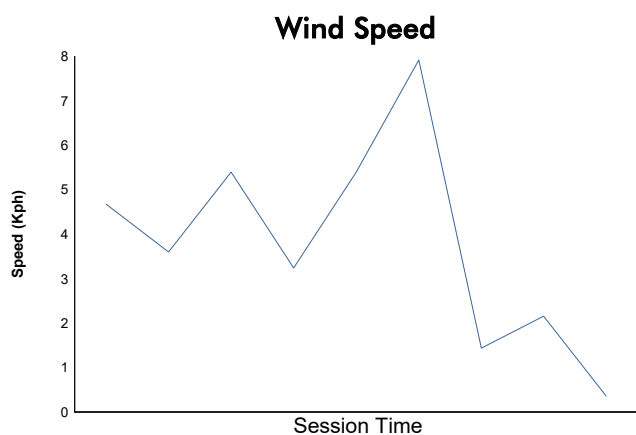
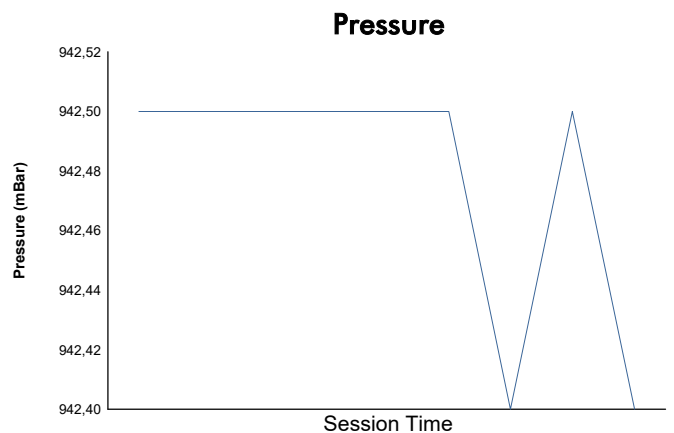
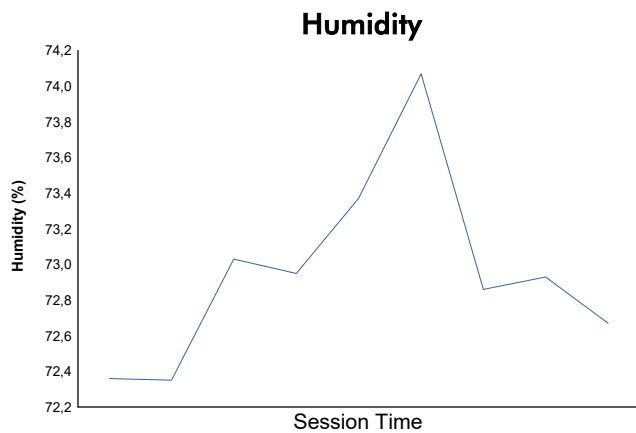
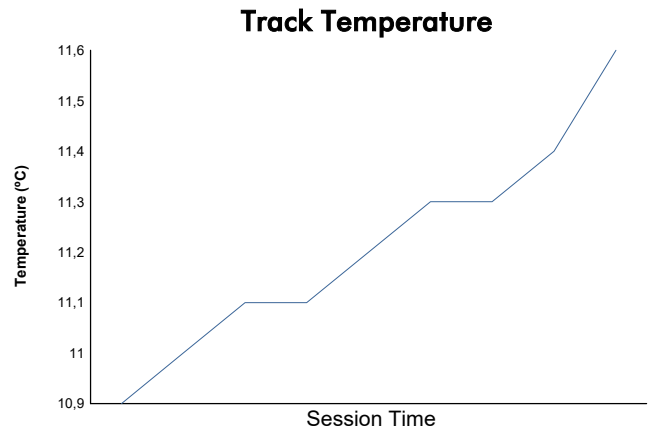
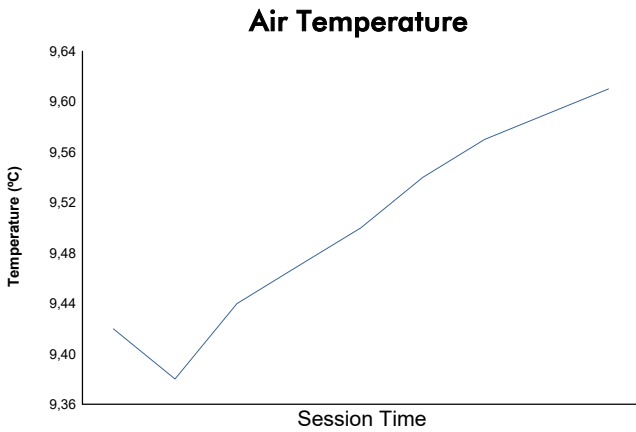


ABB FIA Formula E World Championship
 Round 06 - 2026 Cupra Raval Madrid E-Prix
 Qualifying Duel Semi-Final 1

Weather Report



Track Status: **WET**

Doc No.

Date: 21/03/2026

Posted at:

ABB FIA FORMULA E WORLD CHAMPIONSHIP

Round 06 - 2026 Cupra Raval Madrid E-Prix - Qualifying Duel Semi-Final 2

CLASSIFICATION

POS	NO	DRIVER	NAT	TEAM	CAR	TIME	LAP TOTAL	GAP	KPH
1	37	Nick CASSIDY	NZL	Citroën Racing	Citroën Racing ë-CX	1:37.642	1 1	-	- 145.0
2	23	Norman NATO	FRA	Nissan Formula E Team	NISSAN e-4ORCE 05	1:44.903	1 1	+7.261 +7.261	135.0

FASTEST LAP

37	Nick CASSIDY	NZL	Citroën Racing	Citroën Racing ë-CX	1:37.642 on Lap 1	145.0 Kph
----	--------------	-----	----------------	---------------------	-------------------	-----------

ANALYSIS

■ 350KW ■ Invalidated Lap ■ Personal Best ■ Session Best ■ Crossing the finish line in pit lane

Lap	Time	Sector 1	Sector 2	Sector 3	Kph	Elapsed	Lap	Time	Sector 1	Sector 2	Sector 3	Kph	Elapsed	
23	Norman NATO	FRA						37	Nick CASSIDY	NZL				
	Nissan Formula E Team	NISSAN e-4ORCE 05							Citroën Racing	Citroën Racing ë-CX				
1	1:44.903	31.887	36.198	36.818	135.0	1:44.903	1	1:37.642	31.880	29.694	36.068	145.0	1:37.642	

Race Director:
Marek Hanaczewski

Timekeeper:
Antonio José Castellón

Series Partners:



No part of these results/data may be reproduced, stored in a retrieval system or transmitted in any form or by any means electronic, mechanical, photocopying, recording, broadcasting or otherwise without prior permission of the copyright holder except for reproduction in local/national/international daily press and regular printed publications on sale to the public within 90 days of the event to which the results/data relate and provided that the copyright symbol appears together with the name of the copyright holder.

The FÉDÉRATION INTERNATIONALE DE L'AUTOMOBILE logo, FÉDÉRATION INTERNATIONALE DE L'AUTOMOBILE, FIA logo, FIA, FIA FORMULA-E CHAMPIONSHIP, FIA FORMULA-E CHAMPIONSHIP logo and related marks are protected trademarks of the Fédération Internationale de l'Automobile (FIA), Chemin de Blandonnet 2, 1214 Vernier, Switzerland.

©2026, Fédération Internationale de l'Automobile (FIA)

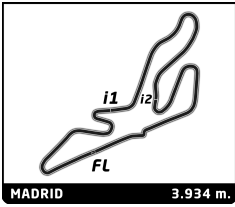
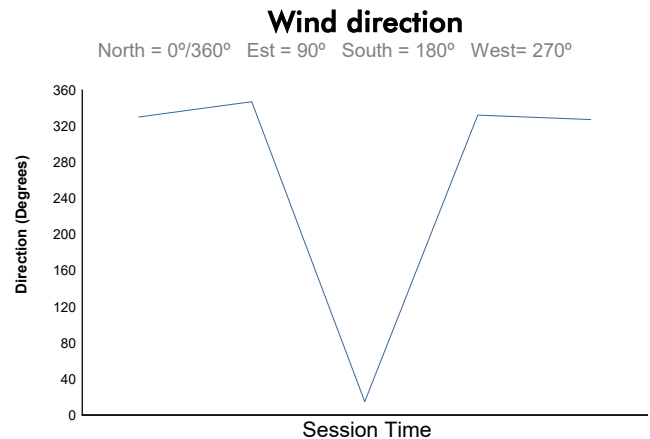
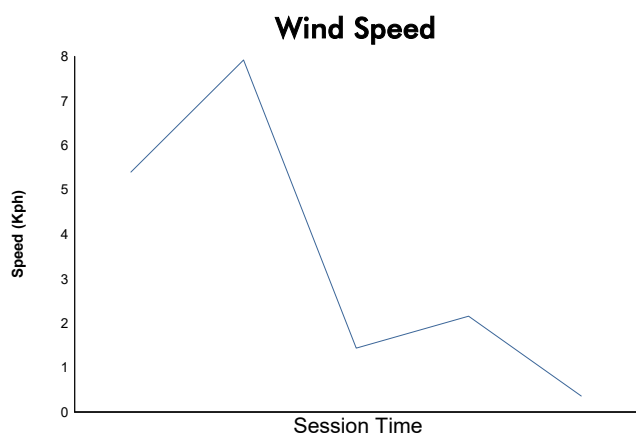
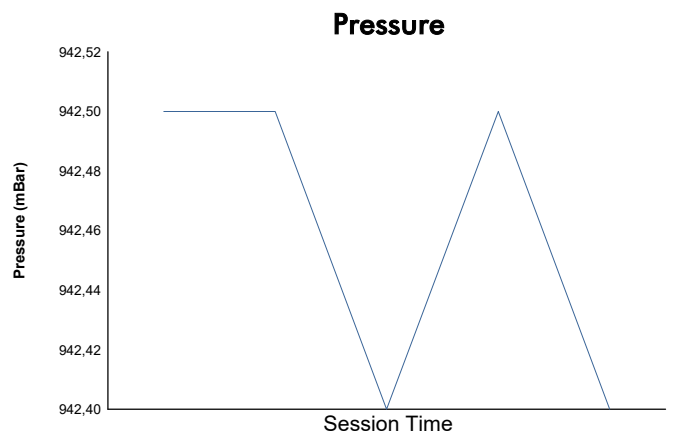
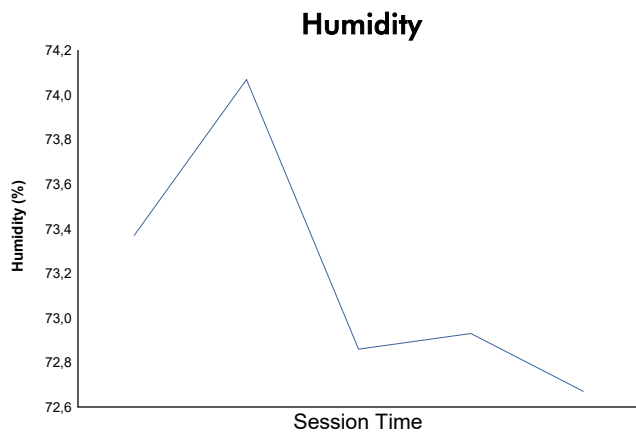
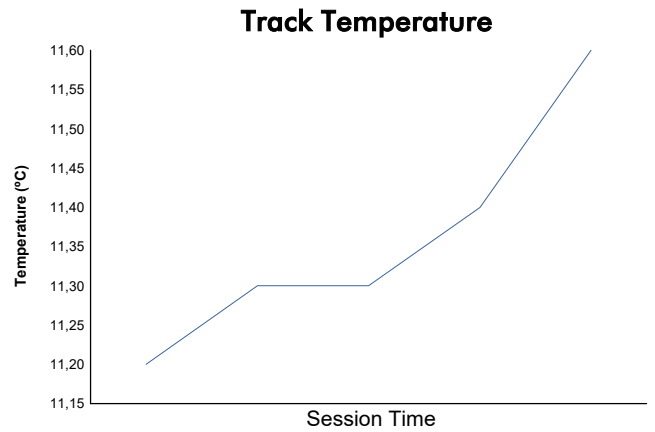
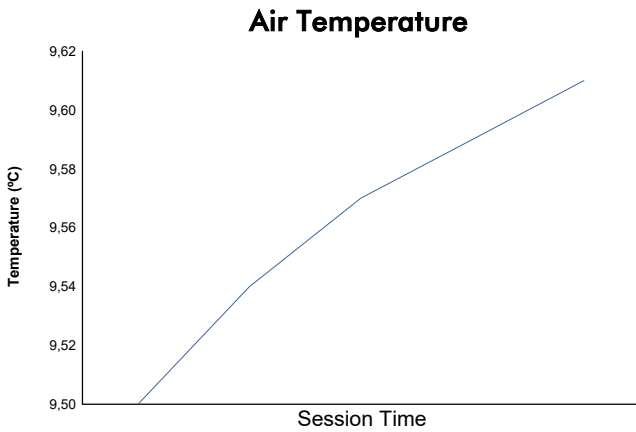


ABB FIA Formula E World Championship
 Round 06 - 2026 Cupra Raval Madrid E-Prix
 Qualifying Duel Semi-Final 2

Weather Report



Track Status: **WET**

Doc No.

Date: 21/03/2026

Posted at:

ABB FIA FORMULA E WORLD CHAMPIONSHIP

Round 06 - 2026 Cupra Raval Madrid E-Prix - Qualifying Duel Final

CLASSIFICATION

POS	NO	DRIVER	NAT	TEAM	CAR	TIME	LAP TOTAL	GAP	KPH
1	37	Nick CASSIDY	NZL	Citroën Racing	Citroën Racing ë-CX	1:37.141	1 1	-	- 145.8
2	21	Nyck DE VRIES	NED	MAHINDRA RACING	M12Electro	1:37.407	1 1	+0.266	+0.266 145.4

FASTEST LAP

37	Nick CASSIDY	NZL	Citroën Racing	Citroën Racing ë-CX	1:37.141 on Lap 1	145.8 Kph
----	--------------	-----	----------------	---------------------	-------------------	-----------

ANALYSIS

Lap	Time	Sector 1	Sector 2	Sector 3	Kph	Elapsed	Lap	Time	Sector 1	Sector 2	Sector 3	Kph	Elapsed
21	Nyck DE VRIES						37	Nick CASSIDY					
	MAHINDRA RACING							Citroën Racing					
1	1:37.407	31.440	29.897	36.070	145.4	1:37.407	1	1:37.141	31.698	29.577	35.866	145.8	1:37.141

Race Director:
Marek Hanaczewski

Timekeeper:
Antonio José Castellón

Series Partners:



No part of these results/data may be reproduced, stored in a retrieval system or transmitted in any form or by any means electronic, mechanical, photocopying, recording, broadcasting or otherwise without prior permission of the copyright holder except for reproduction in local/national/international daily press and regular printed publications on sale to the public within 90 days of the event to which the results/data relate and provided that the copyright symbol appears together with the name of the copyright holder.

The FÉDÉRATION INTERNATIONALE DE L'AUTOMOBILE logo, FÉDÉRATION INTERNATIONALE DE L'AUTOMOBILE, FIA logo, FIA, FIA FORMULA-E CHAMPIONSHIP, FIA FORMULA-E CHAMPIONSHIP logo and related marks are protected trademarks of the Fédération Internationale de l'Automobile (FIA), Chemin de Blandonnet 2, 1214 Vernier, Switzerland.

©2026, Fédération Internationale de l'Automobile (FIA)

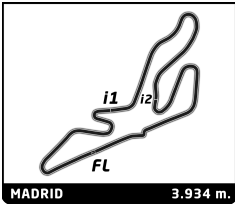
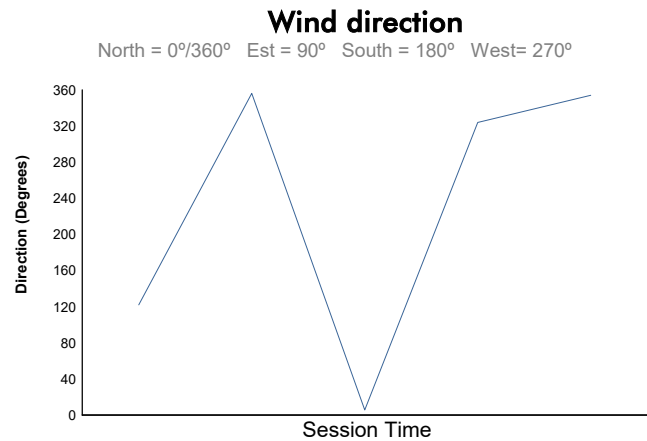
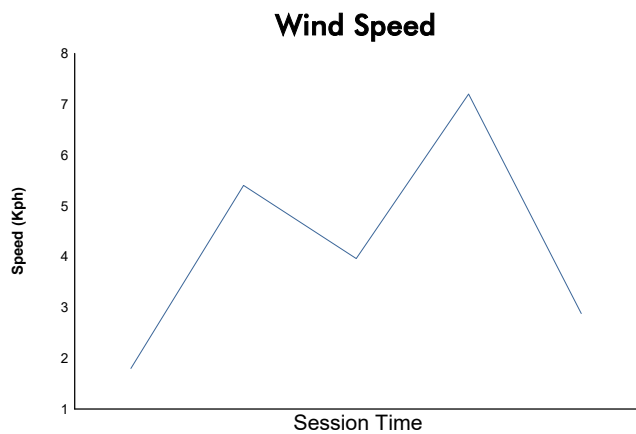
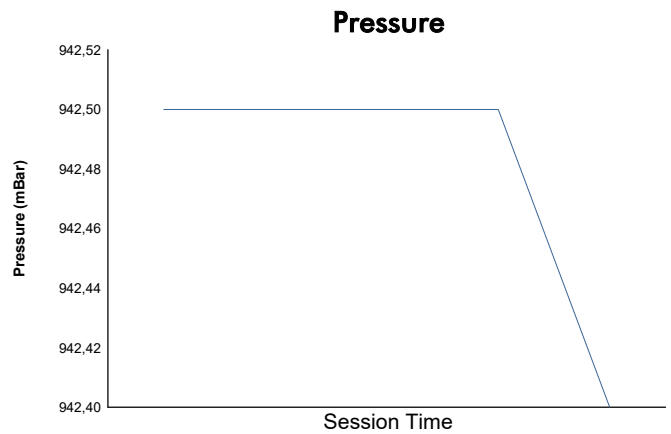
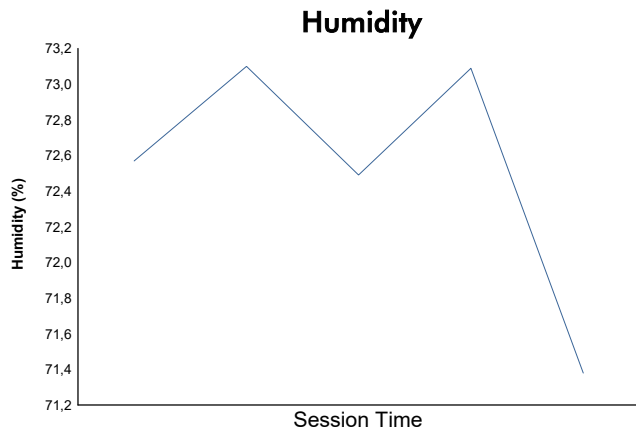
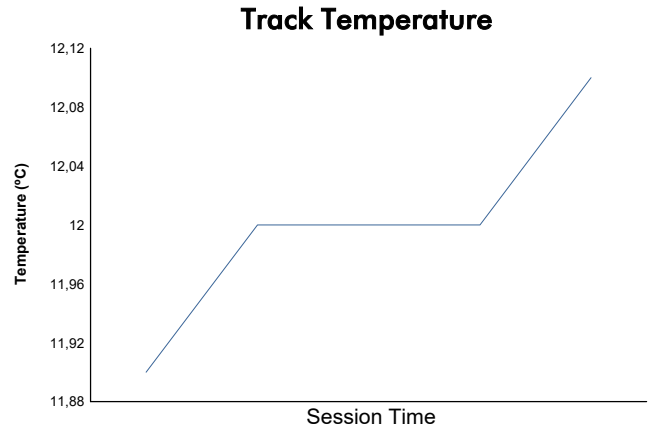
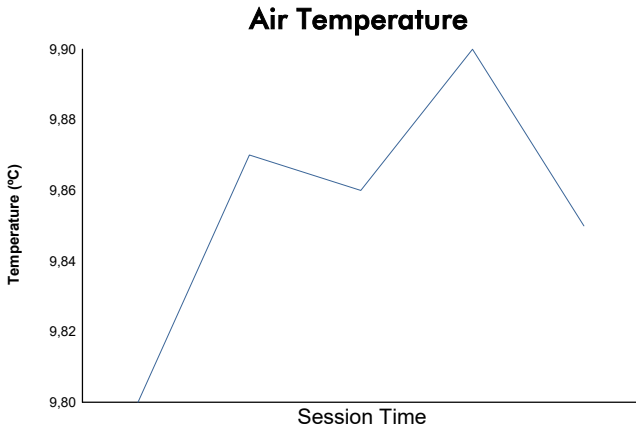


ABB FIA Formula E World Championship
 Round 06 - 2026 Cupra Raval Madrid E-Prix
 Qualifying Duel Final

Weather Report



Track Status: **WET**

ABB FIA FORMULA E WORLD CHAMPIONSHIP

Round 06 - 2026 Cupra Raval Madrid E-Prix - Duels Merge

FINAL CLASSIFICATION

POS	NO	DRIVER	NAT	TEAM	GROUP	QP GROUPS	QUARTERS	SEMIS	FINAL
1	37	Nick CASSIDY	NZL	Citroën Racing	B	1:41.650	1:38.861	1:37.642	1:37.141
2	21	Nyck DE VRIES	NED	MAHINDRA RACING	A	1:41.926	1:39.409	1:38.275	1:37.407
3	13	António Félix DA COSTA	POR	Jaguar TCS Racing	A	1:42.021	1:39.775	1:38.621	
4	23	Norman NATO	FRA	Nissan Formula E Team	B	1:40.927	1:39.352	1:44.903	
5	48	Edoardo MORTARA	SUI	MAHINDRA RACING	B	1:41.397	1:38.908		
6	94	Pascal WEHRLEIN	GER	Porsche Formula E Team	A	1:42.315	1:44.193		
7	7	Maximilian GÜNTHER	GER	DS PENSKE	B	1:41.748	1:44.583		
8	1	Oliver ROWLAND	GBR	Nissan Formula E Team	A	1:42.447	1:47.325		
9	33	Dan TICKTUM	GBR	CUPRA KIRO	B	1:41.790			
10	22	Zane MALONEY	BAR	LOLA YAMAHA ABT FORMULA E TEAM	A	1:42.790			
11	27	Jake DENNIS	GBR	Andretti Formula E	B	1:41.817			
12	3	Josep Maria MARTÍ	ESP	CUPRA KIRO	A	1:42.917			
13	51	Nico MÜLLER	SUI	Porsche Formula E Team	B	1:42.086			
14	16	Sébastien BUEMI	SUI	Envision Racing	A	1:43.050			
15	77	Taylor BARNARD	GBR	DS PENSKE	B	1:42.175			
16	9	Mitch EVANS	NZL	Jaguar TCS Racing	A	1:43.166			
17	14	Joel ERIKSSON	SWE	Envision Racing	B	1:42.511			
18	25	Jean-Éric VERGNE	FRA	Citroën Racing	A	1:43.478			
19	11	Lucas DI GRASSI	BRA	LOLA YAMAHA ABT FORMULA E TEAM	B	1:42.818			
20	28	Felipe DRUGOVICH	BRA	Andretti Formula E	A	1:44.956			

Stewards:

Matthias Heinz

Achim Loth

Alberto Lindon Fernandez

Timekeeper:

Antonio José Castellón

Series Partners:



No part of these results/data may be reproduced, stored in a retrieval system or transmitted in any form or by any means electronic, mechanical, photocopying, recording, broadcasting or otherwise without prior permission of the copyright holder except for reproduction in local/national/international daily press and regular printed publications on sale to the public within 90 days of the event to which the results/data relate and provided that the copyright symbol appears together with the name of the copyright holder.

The FÉDÉRATION INTERNATIONALE DE L'AUTOMOBILE logo, FÉDÉRATION INTERNATIONALE DE L'AUTOMOBILE, FIA logo, FIA, FIA FORMULA-E CHAMPIONSHIP, FIA FORMULA-E CHAMPIONSHIP logo and related marks are protected trademarks of the Fédération Internationale de l'Automobile (FIA), Chemin de Blandonnet 2, 1214 Vernier, Switzerland.

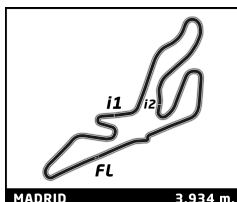


ABB FIA Formula E World Championship

Round 06 - 2026 Cupra Raval Madrid E-Prix

Race (23 laps, 90,5 km.)

Final Starting Grid

					20	28	Andretti Formula E	Felipe DRUGOVICH
Lucas DI GRASSI	LOLA YAMAHA ABT FORMULA E TEAM	11	19	- 10 -				
					18	25	Citroën Racing	Jean-Éric VERGNE
Joel ERIKSSON	Envision Racing	14	17	- 9 -				
					16	9	Jaguar TCS Racing	Mitch EVANS
Taylor BARNARD	DS PENSKE	77	15	- 8 -				
					14	16	Envision Racing	Sébastien BUEMI
Nico MÜLLER	Porsche Formula E Team	51	13	- 7 -				
					12	3	CUPRA KIRO	Josep Maria MARTÍ
Jake DENNIS	Andretti Formula E	27	11	- 6 -				
					10	22	LOLA YAMAHA ABT FORMULA E TEAM	Zane MALONEY
Dan TICKTUM	CUPRA KIRO	33	9	- 5 -				
					8	1	Nissan Formula E Team	Oliver ROWLAND
Maximilian GÜNTHER	DS PENSKE	7	7	- 4 -				
					6	94	Porsche Formula E Team	Pascal WEHRLEIN
Edoardo MORTARA	MAHINDRA RACING	48	5	- 3 -				
					4	23	Nissan Formula E Team	Norman NATO
António Félix DA COSTA	Jaguar TCS Racing	13	3	- 2 -				
					2	21	MAHINDRA RACING	Nyck DE VRIES
Nick CASSIDY	Citroën Racing	37	1	- 1 -				

Pole

Stewards:

Matthias Heinz

Achim Loth

Alberto Lindon Fernando

Timekeeper:

Antonio José Castellón

Doc No.

Date: 21/03/2026

Posted at:

ABB FIA FORMULA E WORLD CHAMPIONSHIP

Round 06 - 2026 Cupra Raval Madrid E-Prix - Race (23 laps, 90,5 km.)

FINAL CLASSIFICATION

POS	PTS	NO	DRIVER	NAT	TEAM	VEHICLE	LAPS	TIME	GAP	KPH	Best	Lap
1	(25)	13	A. DA COSTA	POR	Jaguar TCS Racing	Jaguar I-Type 7	23	38:26.706	-	141.2	1:35.088	13
2	(18)	9	M. EVANS	NZL	Jaguar TCS Racing	Jaguar I-Type 7	23	38:27.092	+0.386	141.2	1:35.003	19
3	(15)	94	P. WEHRLEIN	GER	Porsche Formula E Team	Porsche 99X Electric	23	38:27.505	+0.799	141.2	1:34.757	13
4	(12)	33	D. TICKTUM	GBR	CUPRA KIRO	Porsche 99X Electric WCG3	23	38:27.691	+0.985	141.2	1:35.161	19
5	(10)	48	E. MORTARA	SUI	MAHINDRA RACING	M12Electro	23	38:28.276	+1.570	141.1	1:35.365	19
6	(8)	27	J. DENNIS	GBR	Andretti Formula E	Porsche 99X Electric	23	38:30.466	+3.760	141.0	1:34.970	19
7	(6)	16	S. BUEMI	SUI	Envision Racing	Jaguar I-Type 7	23	38:30.528	+3.822	141.0	1:34.978	18
8	(5)	51	N. MÜLLER	SUI	Porsche Formula E Team	Porsche 99X Electric	23	38:30.590	+3.884	141.0	1:34.287	17
9	(2)	3	J. MARTÍ	ESP	CUPRA KIRO	Porsche 99X Electric WCG3	23	38:30.823	+4.117	141.0	1:35.322	20
10	(1)	14	J. ERIKSSON	SWE	Envision Racing	Jaguar I-Type 7	23	38:33.282	+6.576	140.8	1:34.781	20
11		23	N. NATO	FRA	Nissan Formula E Team	NISSAN e-4ORCE 05	23	38:33.888	+7.182	140.8	1:35.043	19
12		11	L. DI GRASSI	BRA	LOLA YAMAHA ABT FORMULA E TEAM	Lola T001	23	38:36.922	+10.216	140.6	1:35.117	12
13		7	M. GÜNTHER	GER	DS PENSKE	DS E-TENSE FE25	23	38:42.392	+15.686	140.3	1:34.523	13
14		25	J. VERGNE	FRA	Citroën Racing	Citroën Racing ë-CX	23	38:43.051	+16.345	140.2	1:34.526	22
15		28	F. DRUGOVICH	BRA	Andretti Formula E	Porsche 99X Electric	23	38:52.722	+26.016	139.6	1:34.994	8
16		1	O. ROWLAND	GBR	Nissan Formula E Team	NISSAN e-4ORCE 05	23	38:53.623	+26.917	139.6	1:33.212	21
17	(3)	37	N. CASSIDY	NZL	Citroën Racing	Citroën Racing ë-CX	23	38:56.078	+29.372	139.4	1:34.397	17
18		21	N. DE VRIES	NED	MAHINDRA RACING	M12Electro	23	39:20.370	+53.664	138.0	1:32.941	21
19		77	T. BARNARD	GBR	DS PENSKE	DS E-TENSE FE25	23	39:22.457	+55.751	137.9	1:34.089	22
20		22	Z. MALONEY	BAR	LOLA YAMAHA ABT FORMULA E TEAM	Lola T001	23	39:22.595	+55.889	137.9	1:34.901	20

■ 350KW

POLE POSITION

37 N. CASSIDY NZL Citroën Racing Citroën Racing ë-CX

FASTEST LAP

21 N. DE VRIES NED MAHINDRA RACING M12Electro 1:32.941 on Lap 21 152.4 Kph

FASTEST LAP IN TOP 10

51 N. MÜLLER SUI Porsche Formula E Team Porsche 99X Electric 1:34.287 on Lap 17 150.2 Kph

CARS 14, 25 AND 28 - SOME LAPTICES DELETED DUE TO TRACK LIMITS
CAR 16 - TIME PENALTY OF 1.9 SECONDS DUE TO STEWARDS DECISION NR. 11

Stewards:

Matthias Heinz

Achim Loth

Alberto Lindon Fernandez

Timekeeper:

Antonio José Castellón

Series Partners:



No part of these results/data may be reproduced, stored in a retrieval system or transmitted in any form or by any means electronic, mechanical, photocopying, recording, broadcasting or otherwise without prior permission of the copyright holder except for reproduction in local/national/international daily press and regular printed publications on sale to the public within 90 days of the event to which the results/data relate and provided that the copyright symbol appears together with the name of the copyright holder.

The FÉDÉRATION INTERNATIONALE DE L'AUTOMOBILE logo, FÉDÉRATION INTERNATIONALE DE L'AUTOMOBILE, FIA logo, FIA, FIA FORMULA-E CHAMPIONSHIP, FIA FORMULA-E CHAMPIONSHIP logo and related marks are protected trademarks of the Fédération Internationale de l'Automobile (FIA), Chemin de Blandonnet 2, 1214 Vernier, Switzerland.

©2026, Fédération Internationale de l'Automobile (FIA)

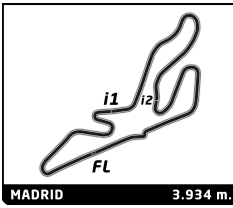


ABB FIA Formula E World Championship

Round 06 - 2026 Cupra Raval Madrid E-Prix

Race

Track Limits Analysis

No	Driver	Team	T.L. Nr	Camera	Lap	Time
14	Joel ERIKSSON	Envision Racing	1	T12	21	15:40:41.790
14	Joel ERIKSSON	Envision Racing	2	T12	22	15:42:18.656
						Total Infractions: <input type="text" value="2"/>
25	Jean-Éric VERGNE	Citroën Racing	1	T12	5	15:13:50.466
						Total Infractions: <input type="text" value="1"/>
28	Felipe DRUGOVICH	Andretti Formula E	1	T12	6	15:15:28.400
						Total Infractions: <input type="text" value="1"/>

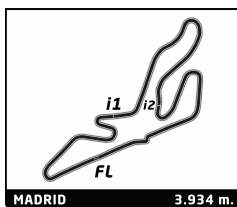


ABB FIA Formula E World Championship

Round 06 - 2026 Cupra Raval Madrid E-Prix

Race

Analysis

A Attack Mode ■ 350KW ■ Invalidated Lap ■ Personal Best ■ Session Best ■ B Crossing the finish line in pit lane

Lap	Time	Sector 1	Sector 2	Sector 3	Kph	Elapsed	Lap	Time	Sector 1	Sector 2	Sector 3	Kph	Elapsed	
1 Oliver ROWLAND GBR														
Nissan Formula E Team							NISSAN e-4ORCE 05							
1	1:49.798	■	39.681	32.289	37.828	129.0	1	1:37.314	31.506	29.554	36.254	145.5	5:06.714	
2	1:40.721		32.537	30.712	37.472	140.6	4	1:39.956	32.144	30.764	37.048	141.7	6:46.670	
3	1:38.242		31.828	30.319	36.095	144.2	5	1:38.721	31.880	30.545	36.296	143.5	8:25.391	
4	1:39.244		31.442	30.880	36.922	142.7	6	1:38.356	31.637	30.435	36.284	144.0	10:03.747	
5	1:38.355		31.085	30.625	36.645	144.0	7	1:38.466	31.647	30.524	36.295	143.8	11:42.213	
6	1:38.423		31.669	30.065	36.689	143.9	8	1:36.935	31.426	29.750	35.759	146.1	13:19.148	
7	1:54.861	B	32.169	30.471	52.221	123.3	9	1:38.544	31.351	30.339	36.854	143.7	14:57.692	
8	1:44.193		36.935	30.819	36.439	135.9	10	1:39.284	31.473	30.873	36.938	142.6	16:36.976	
9	1:39.483		31.582	31.086	36.815	142.4	11	2:29.152	B	31.131	29.816	1:28.205	95.0	19:06.128
10	1:39.472		32.096	30.870	36.506	142.4	12	1:39.140		35.552	29.406	34.182	142.9	20:45.268
11	1:38.908		31.975	30.984	35.949	143.2	13	1:34.523	A	30.581	29.155	34.787	149.8	22:19.791
12	1:39.198		31.779	30.704	36.715	142.8	14	1:34.955	A	30.921	29.170	34.864	149.1	23:54.746
13	1:40.529		32.456	31.223	36.850	140.9	15	1:35.821	A	30.929	29.688	35.204	147.8	25:30.567
14	1:39.037		31.994	30.515	36.528	143.0	16	1:37.810	A	31.182	30.469	36.159	144.8	27:08.377
15	2:29.892	B	31.933	30.542	1:27.417	94.5	17	1:37.729		31.930	29.878	35.921	144.9	28:46.106
16	1:40.970		36.189	29.378	35.403	140.3	18	1:39.667		32.494	30.162	37.011	142.1	30:25.773
17	1:35.495		30.901	29.205	35.389	148.3	19	1:39.177		32.257	30.397	36.523	142.8	32:04.950
18	1:35.531		30.987	29.309	35.235	148.2	20	1:38.829		32.292	30.209	36.328	143.3	33:43.779
19	1:35.339		30.792	29.182	35.365	148.5	21	1:39.430		32.132	30.760	36.538	142.4	35:23.209
20	1:35.217	A	30.899	29.800	34.518	148.7	22	1:39.918		32.288	30.944	36.686	141.7	37:03.127
21	1:33.212	A	30.177	28.780	34.255	151.9	23	1:39.265		32.304	30.862	36.099	142.7	38:42.392
22	1:34.013	A	30.343	28.864	34.806	150.6								
23	1:33.490	A	30.335	28.550	34.605	151.5								
3 Josep Maria MARTÍ ESP														
CUPRA KIRO							Porsche 99X Electric WCG3							
1	1:51.012	■	40.436	32.310	38.266	127.6								
2	1:40.764		32.546	30.702	37.516	140.6								
3	1:38.499		31.692	30.229	36.578	143.8								
4	1:39.398		31.455	30.240	37.703	142.5								
5	1:39.213		31.654	30.212	37.347	142.7								
6	1:37.950		31.224	30.181	36.545	144.6								
7	1:37.245	A	31.341	30.424	35.480	145.6								
8	1:35.425	A	30.864	29.317	35.244	148.4								
9	1:37.141	A	31.133	29.631	36.377	145.8								
10	1:37.100	A	31.401	30.292	35.407	145.9								
11	1:37.141	A	31.405	29.964	35.772	145.8								
12	1:37.442		31.549	29.933	35.960	145.3								
13	1:36.963		31.693	29.461	35.809	146.1								
14	2:30.476	B	31.815	30.027	1:28.634	94.1								
15	1:41.478		36.244	29.528	35.706	139.6								
16	1:38.267		32.408	29.856	36.003	144.1								
17	1:36.138		31.099	29.587	35.452	147.3								
18	1:35.994		30.965	29.436	35.593	147.5								
19	1:36.858		31.001	30.204	35.653	146.2								
20	1:35.322		30.912	29.031	35.379	148.6								
21	1:36.366		31.014	29.269	36.083	147.0								
22	1:37.402		31.727	29.834	35.841	145.4								
23	1:37.229		31.101	30.230	35.898	145.7								
7 Maximilian GÜNTHER GER														
DS PENSKE							DS E-TENSE FE25							
1	1:49.016	■	39.553	31.804	37.659	129.9								
2	1:40.384		32.135	30.916	37.333	141.1								
9 Mitch EVANS NZL														
Jaguar TCS Racing							Jaguar I-Type 7							
1	1:53.379		42.270	32.806	38.303	124.9								
2	1:40.466		32.641	30.568	37.257	141.0								
3	1:38.398		32.035	30.215	36.148	143.9								
4	1:38.696		31.408	29.972	37.316	143.5								
5	1:38.531		31.431	30.224	36.876	143.7								
6	1:38.120		31.510	30.005	36.605	144.3								
7	1:38.398		31.614	30.335	36.449	143.9								
8	1:37.042		31.245	29.846	35.951	145.9								
9	1:38.112		31.609	29.694	36.809	144.3								
10	1:38.487		31.558	30.004	36.925	143.8								
11	1:37.807		31.650	30.037	36.120	144.8								
12	1:35.288		30.916	29.103	35.269	148.6								
13	1:36.098		30.817	29.447	35.834	147.4								
14	1:35.787		30.952	29.422	35.413	147.9								
15	2:26.796	B	30.643	28.889	1:27.264	96.5								
16	1:40.859		35.822	29.368	35.669	140.4								
17	1:36.959		31.279	29.725	35.955	146.1								
18	1:35.817	A	30.874	29.876	35.067	147.8								
19	1:35.003	A	30.241	29.109	35.653	149.1								
20	1:36.036	A	31.576	29.297	35.163	147.5								
21	1:35.855	A	30.809	29.588	35.458	147.7								
22	1:37.293	A	30.975	30.151	36.167	145.6								
23	1:37.865		31.469	29.853	36.543	144.7								
11 Lucas DI GRASSI BRA														
LOLA YAMAHA ABT FORMULA E TEAM							Lola T001							
1	1:53.810	■	42.774	32.735	38.301	124.4								
2	1:40.506		32.576	30.811	37.119	140.9								
3	1:38.340		32.036	30.179	36.125	144.0								
4	1:38.710		31.431	30.190	37.089	143.5								
5	1:38.555		31.381	30.474	36.700	143.7								
6	1:38.141		31.564	30.117	36.460	144.3								
7	1:38.465		31.573	30.290	36.602	143.8								

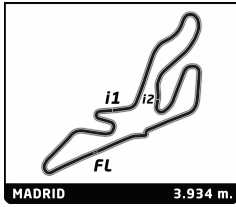


ABB FIA Formula E World Championship

Round 06 - 2026 Cupra Raval Madrid E-Prix

Race

Analysis

A Attack Mode ■ 350KW ■ Invalidated Lap ■ Personal Best ■ Session Best ■ Crossing the finish line in pit lane

Lap	Time	Sector 1	Sector 2	Sector 3	Kph	Elapsed	Lap	Time	Sector 1	Sector 2	Sector 3	Kph	Elapsed
8	1:37.121	31.254	29.698	36.169	145.8	13:23.648	13	1:36.124	30.864	29.416	35.844	147.3	21:28.510
9	1:36.893 ▲	31.504	29.719	35.670	146.2	15:00.541	14	2:30.072 ■	31.028	29.345	1:29.699	94.4	23:58.582
10	1:36.732 ▲	30.871	29.703	36.158	146.4	16:37.273	15	1:41.669	35.904	29.926	35.839	139.3	25:40.251
11	1:36.462 ▲	31.352	29.559	35.551	146.8	18:13.735	16	1:37.086	31.256	29.947	35.883	145.9	27:17.337
12	■ 1:35.117 ▲	■ 30.245	29.573	■ 35.299	148.9	19:48.852	17	1:36.123	31.040	29.391	35.692	147.3	28:53.460
13	2:28.364 ■ ▲	30.509	29.805	1:28.050	95.5	22:17.216	18	1:36.443	31.201	29.779	35.463	146.8	30:29.903
14	1:42.434	36.718	29.801	35.915	138.3	23:59.650	19	1:36.197 ▲	30.981	30.184	35.032	147.2	32:06.100
15	1:36.576	31.321	29.507	35.748	146.6	25:36.226	20	■ 1:34.781 ▲	■ 30.810	■ 29.180	■ 34.791	149.4	33:40.881
16	1:36.656	31.561	■ 29.408	35.687	146.5	27:12.882	21	1:35.908 ▲	■ 30.721	29.565	35.622	147.7	35:16.789
17	1:37.010	31.385	29.665	35.960	146.0	28:49.892	22	1:37.105 ▲	31.395	29.906	35.804	145.8	36:53.894
18	1:36.868	31.103	29.715	36.050	146.2	30:26.760	23	1:39.388 ▲	31.572	31.117	36.699	142.5	38:33.282
19	1:38.605	31.676	30.606	36.323	143.6	32:05.365							
20	1:37.341	31.302	30.082	35.957	145.5	33:42.706							
21	1:37.619	31.507	29.951	36.161	145.1	35:20.325							
22	1:38.037	31.723	30.069	36.245	144.5	36:58.362							
23	1:38.560	31.737	30.218	36.605	143.7	38:36.922							

13		António Félix DA COSTA		POR		
Jaguar TCS Racing		Jaguar I-Type 7				
1	1:47.332	38.302	32.033	36.997	131.9	1:47.332
2	1:42.355	32.955	30.795	38.605	138.4	3:29.687
3	1:37.467	31.574	29.845	36.048	145.3	5:07.154
4	1:39.022	31.800	30.910	36.312	143.0	6:46.176
5	1:38.585	31.952	30.660	35.973	143.7	8:24.761
6	1:37.797	31.401	30.709	35.687	144.8	10:02.558
7	1:39.042	32.287	30.076	36.679	143.0	11:41.600
8	1:36.693	31.277	29.711	35.705	146.5	13:18.293
9	1:37.746	31.379	30.359	36.008	144.9	14:56.039
10	1:39.259	32.063	31.040	36.156	142.7	16:35.298
11	2:28.534 ■ ▲	31.378	29.670	1:27.486	95.3	19:03.832
12	1:39.996	35.727	■ 29.004	35.265	141.6	20:43.828
13	■ 1:35.088	■ 30.655	29.134	35.299	148.9	22:18.916
14	1:35.395	30.859	29.118	35.418	148.5	23:54.311
15	1:36.176	30.971	29.767	35.438	147.3	25:30.487
16	1:38.080	31.623	30.328	36.129	144.4	27:08.567
17	1:36.549	31.199	29.740	35.610	146.7	28:45.116
18	1:36.250 ▲	31.255	29.955	■ 35.040	147.1	30:21.366
19	1:35.662 ▲	30.844	29.596	35.222	148.0	31:57.028
20	1:37.042 ▲	31.089	30.285	35.668	145.9	33:34.070
21	1:36.892 ▲	31.836	29.964	35.092	146.2	35:10.962
22	1:37.888 ▲	31.264	30.456	36.168	144.7	36:48.850
23	1:37.856	31.506	30.028	36.322	144.7	38:26.706

14		Joel ERIKSSON		SWE		
Envision Racing		Jaguar I-Type 7				
1	1:52.130	41.473	32.508	38.149	126.3	1:52.130
2	1:40.457	32.795	30.512	37.150	141.0	3:32.587
3	1:38.578	32.253	29.978	36.347	143.7	5:11.165
4	1:38.820	31.427	30.122	37.271	143.3	6:49.985
5	1:39.018	31.684	30.181	37.153	143.0	8:29.003
6	1:38.176	31.482	30.095	36.599	144.3	10:07.179
7	1:38.073	31.533	30.277	36.263	144.4	11:45.252
8	1:37.373	31.456	29.908	36.009	145.4	13:22.625
9	1:37.946	31.519	29.769	36.658	144.6	15:00.571
10	1:38.741	31.825	29.883	37.033	143.4	16:39.312
11	1:37.504	31.664	29.996	35.844	145.2	18:16.816
12	1:35.570	30.899	29.347	35.324	148.2	19:52.386

16		Sébastien BUEMI		SUI		
Envision Racing		Jaguar I-Type 7				
1	1:50.599	40.215	32.310	38.074	128.1	1:50.599
2	1:40.463	32.408	30.619	37.436	141.0	3:31.062
3	1:38.215	31.909	30.141	36.165	144.2	5:09.277
4	1:39.964	31.512	30.358	38.094	141.7	6:49.241
5	1:38.880	31.608	30.182	37.090	143.2	8:28.121
6	1:37.922	31.384	30.061	36.477	144.6	10:06.043
7	1:37.535	31.443	30.028	36.064	145.2	11:43.578
8	1:37.229	31.207	30.076	35.946	145.7	13:20.807
9	1:38.108	31.332	29.874	36.902	144.4	14:58.915
10	1:38.349	31.490	30.209	36.650	144.0	16:37.264
11	2:30.818 ■ ▲	31.197	30.254	1:29.367	93.9	19:08.082
12	1:39.501	35.468	■ 28.913	35.120	142.3	20:47.583
13	1:35.089	■ 30.403	29.250	35.436	148.9	22:22.672
14	1:35.586	30.814	29.564	35.208	148.2	23:58.258
15	1:36.348	31.072	29.584	35.692	147.0	25:34.606
16	1:36.178	31.282	29.656	35.240	147.3	27:10.784
17	1:36.005 ▲	30.874	30.548	■ 34.583	147.5	28:46.789
18	■ 1:34.978 ▲	30.873	29.183	34.922	149.1	30:21.767
19	1:35.605 ▲	30.886	29.562	35.157	148.1	31:57.372
20	1:37.557 ▲	31.301	29.930	36.326	145.2	33:34.929
21	1:39.010 ▲	32.320	30.660	36.030	143.0	35:13.939
22	1:37.676	31.776	30.040	35.860	145.0	36:51.615
23	1:37.013	31.493	29.677	35.843	146.0	38:28.628

21		Nyck DE VRIES		NED		
MAHINDRA RACING		M12Electro				
1	1:46.945 ■	37.812	32.239	36.894	132.4	1:46.945
2	1:41.496	33.026	30.936	37.534	139.5	3:28.441
3	1:39.112	32.045	30.574	36.493	142.9	5:07.553
4	1:41.142	31.995	31.299	37.848	140.0	6:48.695
5	1:38.381	31.196	30.535	36.650	144.0	8:27.076
6	1:39.359	31.810	30.065	37.484	142.5	10:06.435
7	1:38.279	31.923	29.927	36.429	144.1	11:44.714
8	1:37.368	31.595	29.860	35.913	145.5	13:22.082
9	1:37.834	31.505	29.320	37.009	144.8	14:59.916
10	1:38.881	31.188	30.526	37.167	143.2	16:38.797
11	2:49.614 ■ ▲	31.734	30.079	1:47.801	83.5	19:28.411
12	1:41.779	35.956	30.150	35.673	139.1	21:10.190
13	1:37.127	31.372	30.030	35.725	145.8	22:47.317
14	1:36.853	31.348	30.039	35.466	146.2	24:24.170
15	1:37.030	31.097	30.018	35.915	146.0	26:01.200
16	1:39.117	32.190	30.663	36.264	142.9	27:40.317
17	1:38.308	31.486	30.453	36.369	144.1	29:18.625

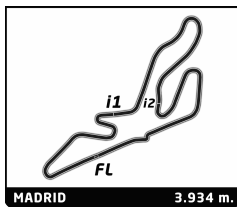


ABB FIA Formula E World Championship

Round 06 - 2026 Cupra Raval Madrid E-Prix

Race

Analysis

A Attack Mode ■ 350KW ■ Invalidated Lap ■ Personal Best ■ Session Best ■ Crossing the finish line in pit lane

Lap	Time	Sector 1	Sector 2	Sector 3	Kph	Elapsed	Lap	Time	Sector 1	Sector 2	Sector 3	Kph	Elapsed
18	1:38.157	31.700	30.232	36.225	144.3	30:56.782	23	1:40.463	31.722	31.214	37.527	141.0	38:33.888
19	1:37.159	31.472	29.946	35.741	145.8	32:33.941							
20	1:34.862 A	30.788	29.616	34.458	149.3	34:08.803							
21	1:32.941 A	30.026	28.503	34.412	152.4	35:41.744							
22	2:00.264 B A	29.910	28.281	1:02.073	117.8	37:42.008							
23	1:38.362 A	34.990	28.977	34.395	144.0	39:20.370							

22 Zane MALONEY BAR						
LOLA YAMAHA ABT FORMULA E TEAM Lola T001						
1	2:05.261 B ■	39.422	31.793	54.046	113.1	2:05.261
2	1:45.877	38.091	30.980	36.806	133.8	3:51.138
3	1:40.129	32.336	30.891	36.902	141.4	5:31.267
4	1:41.175	32.762	31.382	37.031	140.0	7:12.442
5	1:41.478	32.726	31.572	37.180	139.6	8:53.920
6	1:42.072	32.680	32.268	37.124	138.7	10:35.992
7	1:42.448	32.875	32.378	37.195	138.2	12:18.440
8	1:42.496	32.945	31.832	37.719	138.2	14:00.936
9	1:43.421	33.701	32.301	37.419	136.9	15:44.357
10	1:41.099	32.999	31.601	36.499	140.1	17:25.456
11	1:39.789	32.355	30.856	36.578	141.9	19:05.245
12	1:36.522	32.010	29.206	35.306	146.7	20:41.767
13	1:35.534	30.725	29.422	35.387	148.2	22:17.301
14	2:28.427 B	31.035	29.369	1:28.023	95.4	24:45.728
15	1:45.289	36.922	31.222	37.145	134.5	26:31.017
16	1:39.743	32.187	31.055	36.501	142.0	28:10.760
17	1:36.255	30.902	29.710	35.643	147.1	29:47.015
18	1:36.162	30.900	29.429	35.833	147.3	31:23.177
19	1:35.542 A	31.042	29.811	34.689	148.2	32:58.719
20	1:34.901 A	30.412	29.555	34.934	149.2	34:33.620
21	1:35.317 A	30.748	29.264	35.305	148.6	36:08.937
22	1:36.070 A	31.097	29.589	35.384	147.4	37:45.007
23	1:37.588 A	31.467	30.077	36.044	145.1	39:22.595

23 Norman NATO FRA						
Nissan Formula E Team NISSAN e-4ORCE 05						
1	1:50.259 ■	40.056	32.341	37.862	128.4	1:50.259
2	1:39.907	32.391	30.653	36.863	141.8	3:30.166
3	1:38.125	31.813	30.100	36.212	144.3	5:08.291
4	1:39.187	31.412	30.791	36.984	142.8	6:47.478
5	1:39.164	31.785	30.909	36.470	142.8	8:26.642
6	1:38.491	31.717	30.213	36.561	143.8	10:05.133
7	1:38.028	31.380	30.334	36.314	144.5	11:43.161
8	1:36.946	31.096	29.820	36.030	146.1	13:20.107
9	1:38.321	31.329	29.967	37.025	144.0	14:58.428
10	1:38.528	31.367	30.518	36.643	143.7	16:36.956
11	1:38.346	32.088	29.961	36.297	144.0	18:15.302
12	2:28.117 B	30.793	29.228	1:28.096	95.6	20:43.419
13	1:40.695	35.722	29.289	35.684	140.6	22:24.114
14	1:36.292	31.177	29.525	35.590	147.1	24:00.406
15	1:36.242	31.014	29.492	35.736	147.2	25:36.648
16	1:37.354	31.385	29.818	36.151	145.5	27:14.002
17	1:36.610 A	31.189	30.310	35.111	146.6	28:50.612
18	1:35.093 A	30.584	29.219	35.290	148.9	30:25.705
19	1:35.043 A	30.600	29.275	35.168	149.0	32:00.748
20	1:36.450 A	31.002	30.049	35.399	146.8	33:37.198
21	1:37.700 A	31.291	29.985	36.424	145.0	35:14.898
22	1:38.527	31.837	29.951	36.739	143.7	36:53.425

25 Jean-Éric VERGNE FRA						
Citroën Racing Citroën Racing ë-CX						
1	1:51.395 ■	41.126	31.876	38.393	127.1	1:51.395
2	1:40.581	32.618	30.497	37.466	140.8	3:31.976
3	1:37.626	31.522	29.718	36.386	145.1	5:09.602
4	1:38.659	31.496	30.297	36.866	143.5	6:48.261
5	1:38.097	31.210	30.463	36.424	144.4	8:26.358
6	1:38.262	31.453	29.867	36.942	144.1	10:04.620
7	1:38.766	31.631	30.364	36.771	143.4	11:43.386
8	1:38.114	32.035	29.702	36.377	144.3	13:21.500
9	1:41.588	33.738	31.855	35.995	139.4	15:03.088
10	1:37.148	30.846	29.602	36.700	145.8	16:40.236
11	2:29.315 B	31.642	30.087	1:27.586	94.8	19:09.551
12	1:42.011	36.319	29.923	35.769	138.8	20:51.562
13	1:38.247	31.902	30.402	35.943	144.2	22:29.809
14	1:38.391	31.734	30.487	36.170	143.9	24:08.200
15	1:38.903	31.866	30.795	36.242	143.2	25:47.103
16	1:38.608	31.764	30.279	36.565	143.6	27:25.711
17	1:39.618	31.790	30.908	36.920	142.2	29:05.329
18	1:38.102	31.691	30.110	36.301	144.4	30:43.431
19	1:38.086 A	31.756	30.547	35.783	144.4	32:21.517
20	1:34.870 A	30.735	29.424	34.711	149.3	33:56.387
21	1:34.921 A	30.784	29.575	34.562	149.2	35:31.308
22	1:34.526 A	30.621	29.271	34.634	149.8	37:05.834
23	1:37.217 A	30.717	30.172	36.328	145.7	38:43.051

27 Jake DENNIS GBR						
Andretti Formula E Porsche 99X Electric						
1	1:49.311 ■	39.825	31.540	37.946	129.6	1:49.311
2	1:40.800	32.577	30.776	37.447	140.5	3:30.111
3	1:37.850	31.670	29.810	36.370	144.7	5:07.961
4	1:39.195	31.401	30.884	36.910	142.8	6:47.156
5	1:38.616	31.769	30.515	36.332	143.6	8:25.772
6	1:38.642	31.614	30.316	36.712	143.6	10:04.414
7	1:38.195	31.350	30.500	36.345	144.2	11:42.609
8	1:37.276	31.389	29.756	36.131	145.6	13:19.885
9	1:38.269	31.246	29.931	37.092	144.1	14:58.154
10	1:39.371	31.456	30.611	37.304	142.5	16:37.525
11	1:37.372	31.625	30.085	35.662	145.4	18:14.897
12	1:35.681	30.759	29.090	35.832	148.0	19:50.578
13	1:36.157	31.240	29.570	35.347	147.3	21:26.735
14	2:30.430 B	31.162	29.891	1:29.377	94.1	23:57.165
15	1:40.772	35.711	29.416	35.645	140.5	25:37.937
16	1:36.900	31.218	29.769	35.913	146.2	27:14.837
17	1:35.761	30.903	29.530	35.328	147.9	28:50.598
18	1:36.083 A	31.204	30.007	34.872	147.4	30:26.681
19	1:34.970 A	30.822	28.994	35.154	149.1	32:01.651
20	1:35.873 A	30.880	29.546	35.447	147.7	33:37.524
21	1:36.568 A	31.488	29.842	35.238	146.7	35:14.092
22	1:38.181 A	32.155	29.843	36.183	144.2	36:52.273
23	1:38.193	31.674	30.428	36.091	144.2	38:30.466

28 Felipe DRUGOVICH BRA						
Andretti Formula E Porsche 99X Electric						
1	1:52.862 ■	41.569	32.816	38.477	125.5	1:52.862

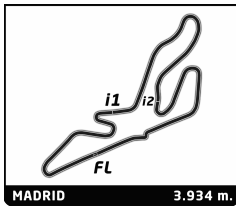


ABB FIA Formula E World Championship

Round 06 - 2026 Cupra Raval Madrid E-Prix

Race

Analysis

A Attack Mode ■ 350KW ■ Invalidated Lap ■ Personal Best ■ Session Best ■ Crossing the finish line in pit lane

Lap	Time	Sector 1	Sector 2	Sector 3	Kph	Elapsed	Lap	Time	Sector 1	Sector 2	Sector 3	Kph	Elapsed
2	1:40.361	32.465	30.543	37.353	141.1	3:33.223	7	1:38.294	32.293	30.124	35.877	144.1	11:40.040
3	1:38.343	31.980	30.076	36.287	144.0	5:11.566	8	1:36.759	31.607	29.574	35.578	146.4	13:16.799
4	1:38.847	31.359	30.085	37.403	143.3	6:50.413	9	1:38.224	31.629	30.819	35.776	144.2	14:55.023
5	1:37.980	▲ 31.529	30.229	36.222	144.5	8:28.393	10	1:39.438	32.462	31.131	35.845	142.4	16:34.461
6	1:36.252	▲ 30.654	29.303	36.396	147.0	10:04.746	11	1:37.444	31.915	29.707	35.822	145.3	18:11.905
7	1:36.118	▲ 30.443	30.100	35.575	147.3	11:40.864	12	1:37.581	31.401	29.645	36.535	145.1	19:49.486
8	1:34.994	▲ 30.750	28.961	35.283	149.1	13:15.858	13	1:36.401	31.436	29.519	35.446	146.9	21:25.887
9	1:39.673	▲ 32.170	30.929	36.574	142.1	14:55.531	14	2:30.636 B	31.560	29.923	1:29.153	94.0	23:56.523
10	1:40.562	32.358	31.517	36.687	140.8	16:36.093	15	1:41.004	35.927	29.557	35.520	140.2	25:37.527
11	1:37.300	31.330	29.790	36.180	145.6	18:13.393	16	1:36.553	▲ 31.072	30.591	34.890	146.7	27:14.080
12	2:29.356 B	31.395	29.668	1:28.293	94.8	20:42.749	17	1:34.397	▲ 30.486	29.067	34.844	150.0	28:48.477
13	1:41.038	35.745	29.398	35.895	140.2	22:23.787	18	1:34.496	▲ 30.474	29.287	34.735	149.9	30:22.973
14	1:37.954	31.740	29.999	36.215	144.6	24:01.741	19	1:35.646	▲ 30.798	29.668	35.180	148.1	31:58.619
15	1:37.796	31.615	29.864	36.317	144.8	25:39.537	20	1:38.217	▲ 30.977	30.453	36.787	144.2	33:36.836
16	1:38.080	31.477	30.082	36.521	144.4	27:17.617	21	1:39.136	31.853	30.694	36.589	142.9	35:15.972
17	1:37.998	31.597	30.070	36.331	144.5	28:55.615	22	1:38.003	31.639	29.791	36.573	144.5	36:53.975
18	1:39.342	31.975	30.432	36.935	142.6	30:34.957	23	2:02.103	31.798	30.693	59.612	116.0	38:56.078
19	1:39.812	32.144	30.676	36.992	141.9	32:14.769							
20	1:39.914	32.335	30.619	36.960	141.7	33:54.683							
21	1:40.172	32.357	31.123	36.692	141.4	35:34.855							
22	1:39.474	32.127	30.616	36.731	142.4	37:14.329							
23	1:38.393	31.812	30.132	36.449	143.9	38:52.722							

33 Dan TICKTUM		CUPRA KIRO		Porsche 99X Electric WGC3		GBR	
1	1:48.339	■ 38.901	31.742	37.696	130.7	1:48.339	
2	1:38.820	32.182	30.763	35.875	143.3	3:27.159	
3	1:38.749	31.483	30.250	37.016	143.4	5:05.908	
4	1:39.323	31.817	30.945	36.561	142.6	6:45.231	
5	1:39.008	32.222	30.753	36.033	143.0	8:24.239	
6	1:38.728	31.553	30.845	36.330	143.4	10:02.967	
7	1:37.746	31.546	30.122	36.078	144.9	11:40.713	
8	1:37.281	31.693	29.671	35.917	145.6	13:17.994	
9	1:37.831	31.228	30.334	36.269	144.8	14:55.825	
10	1:39.019	31.961	31.071	35.987	143.0	16:34.844	
11	1:36.494	31.171	29.520	35.803	146.8	18:11.338	
12	1:37.401	31.662	29.705	36.034	145.4	19:48.739	
13	2:29.760 B	31.820	29.541	1:28.399	94.6	22:18.499	
14	1:40.766	35.727	29.750	35.289	140.5	23:59.265	
15	1:35.904	30.674	29.455	35.775	147.7	25:35.169	
16	1:36.116	31.150	29.535	35.431	147.3	27:11.285	
17	1:36.275	31.026	29.576	35.673	147.1	28:47.560	
18	1:36.360	▲ 31.179	30.392	34.789	147.0	30:23.920	
19	1:35.161	▲ 30.251	29.540	35.370	148.8	31:59.081	
20	1:36.155	▲ 30.661	29.331	36.163	147.3	33:35.236	
21	1:36.190	▲ 31.399	29.448	35.343	147.2	35:11.426	
22	1:38.169	▲ 31.213	30.247	36.709	144.3	36:49.595	
23	1:38.096	31.375	29.863	36.858	144.4	38:27.691	

37 Nick CASSIDY		Citroën Racing		Citroën Racing ë-CX		NZL	
1	1:46.245	37.333	32.393	36.519	133.3	1:46.245	
2	1:40.052	33.039	31.094	35.919	141.6	3:26.297	
3	1:38.809	31.890	30.487	36.432	143.3	5:05.106	
4	1:39.673	32.366	30.982	36.325	142.1	6:44.779	
5	1:38.374	31.982	30.935	35.457	144.0	8:23.153	
6	1:38.593	31.849	31.163	35.581	143.6	10:01.746	

48 Edoardo MORTARA		MAHINDRA RACING		M12Electro		SUI	
1	1:48.812	■ 38.840	31.955	38.017	130.2	1:48.812	
2	1:39.946	31.934	30.973	37.039	141.7	3:28.758	
3	1:37.474	31.201	29.859	36.414	145.3	5:06.232	
4	1:39.682	32.079	30.983	36.620	142.1	6:45.914	
5	1:39.086	31.852	30.672	36.562	142.9	8:25.000	
6	1:38.378	31.548	30.611	36.219	144.0	10:03.378	
7	1:38.593	31.622	30.547	36.424	143.6	11:41.971	
8	1:36.650	31.248	29.654	35.748	146.5	13:18.621	
9	1:38.548	31.315	30.382	36.851	143.7	14:57.169	
10	1:38.425	31.236	31.042	36.147	143.9	16:35.594	
11	1:36.810	31.367	29.818	35.625	146.3	18:12.404	
12	1:37.426	31.282	29.639	36.505	145.4	19:49.830	
13	2:28.434 B	31.418	29.512	1:27.504	95.4	22:18.264	
14	1:41.593	36.103	29.832	35.658	139.4	23:59.857	
15	1:35.749	30.630	29.473	35.646	147.9	25:35.606	
16	1:36.233	31.190	29.445	35.598	147.2	27:11.839	
17	1:36.622	31.109	29.731	35.782	146.6	28:48.461	
18	1:35.955	▲ 31.187	29.869	34.899	147.6	30:24.416	
19	1:35.365	▲ 30.410	29.301	35.654	148.5	31:59.781	
20	1:35.969	▲ 30.522	29.954	35.493	147.6	33:35.750	
21	1:37.080	▲ 31.643	29.855	35.582	145.9	35:12.830	
22	1:38.181	▲ 31.423	30.466	36.292	144.2	36:51.011	
23	1:37.265	31.517	29.955	35.793	145.6	38:28.276	

51 Nico MÜLLER		Porsche Formula E Team		Porsche 99X Electric		SUI	
1	1:51.126	■ 40.678	32.096	38.352	127.4	1:51.126	
2	1:40.210	32.046	30.860	37.304	141.3	3:31.336	
3	1:38.514	31.875	30.200	36.439	143.8	5:09.850	
4	1:39.855	31.552	30.265	38.038	141.8	6:49.705	
5	1:38.745	31.328	30.210	37.207	143.4	8:28.450	
6	1:38.232	31.265	30.238	36.729	144.2	10:06.682	
7	1:37.366	31.078	30.216	36.072	145.5	11:44.048	
8	1:37.543	31.715	29.976	35.852	145.2	13:21.591	
9	1:37.821	31.496	29.278	37.047	144.8	14:59.412	
10	1:38.513	31.240	30.278	36.995	143.8	16:37.925	
11	1:37.622	31.567	30.033	36.022	145.1	18:15.547	

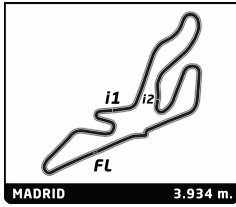


ABB FIA Formula E World Championship

Round 06 - 2026 Cupra Raval Madrid E-Prix

Race

Analysis

A Attack Mode ■ 350KW ■ Invalidated Lap ■ Personal Best ■ Session Best ■ B Crossing the finish line in pit lane

Lap	Time	Sector 1	Sector 2	Sector 3	Kph	Elapsed	Lap	Time	Sector 1	Sector 2	Sector 3	Kph	Elapsed
12	1:35.537	30.899	29.263	35.375	148.2	19:51.084	17	1:36.677	31.070	29.688	35.919	146.5	28:46.349
13	1:36.102	31.062	29.648	35.392	147.4	21:27.186	18	1:36.010	▲ 31.046	30.144	■ 34.820	147.5	30:22.359
14	2:30.039 ■ B	31.014	29.823	1:29.202	94.4	23:57.225	19	1:35.401	▲ 30.934	29.271	35.196	148.5	31:57.760
15	1:41.394	▲ 36.453	30.209	34.732	139.7	25:38.619	20	1:36.883	▲ 31.191	29.851	35.841	146.2	33:34.643
16	1:34.565	▲ 30.687	29.308	■ 34.570	149.8	27:13.184	21	1:37.469	▲ 31.643	30.014	35.812	145.3	35:12.112
17	■ 1:34.287	▲ 30.135	29.557	34.595	150.2	28:47.471	22	1:37.726	▲ 31.122	30.226	36.378	144.9	36:49.838
18	1:34.581	▲ 30.555	■ 29.120	34.906	149.7	30:22.052	23	1:37.667	31.524	29.869	36.274	145.0	38:27.505
19	1:37.653	▲ 31.196	29.973	36.484	145.0	31:59.705							
20	1:37.502	31.306	29.639	36.557	145.3	33:37.207							
21	1:38.512	31.978	30.467	36.067	143.8	35:15.719							
22	1:36.979	31.296	29.944	35.739	146.0	36:52.698							
23	1:37.892	31.628	30.321	35.943	144.7	38:30.590							

77 Taylor BARNARD		GBR				
DS PENSKE		DS E-TENSE FE25				
1	1:51.655	■ 40.759	32.486	38.410	126.8	1:51.655
2	1:40.514	32.632	30.550	37.332	140.9	3:32.169
3	1:38.425	31.741	30.099	36.585	143.9	5:10.594
4	1:38.515	31.421	30.151	36.943	143.8	6:49.109
5	1:38.422	31.109	30.397	36.916	143.9	8:27.531
6	1:38.016	31.456	30.084	36.476	144.5	10:05.547
7	1:38.421	31.231	30.303	36.887	143.9	11:43.968
8	1:37.973	31.669	29.723	36.581	144.6	13:21.941
9	1:38.325	31.908	29.328	37.089	144.0	15:00.266
10	1:38.087	31.674	29.774	36.639	144.4	16:38.353
11	1:37.628	31.512	29.925	36.191	145.1	18:15.981
12	1:35.518	30.894	29.072	35.552	148.3	19:51.499
13	2:39.460 ■ B	31.012	29.523	1:38.925	88.8	22:30.959
14	1:41.705	36.257	29.643	35.805	139.2	24:12.664
15	1:37.231	31.446	29.813	35.972	145.7	25:49.895
16	1:37.548	31.530	30.043	35.975	145.2	27:27.443
17	1:37.613	31.648	30.028	35.937	145.1	29:05.056
18	1:37.976	31.607	30.184	36.185	144.5	30:43.032
19	2:13.920 ■ B	31.751	30.225	1:11.944	105.8	32:56.952
20	1:41.636	▲ 36.312	30.559	34.765	139.3	34:38.588
21	1:34.207	▲ 30.605	29.017	■ 34.585	150.3	36:12.795
22	■ 1:34.089	▲ 30.429	■ 28.946	34.714	150.5	37:46.884
23	1:35.573	▲ 30.833	29.178	35.562	148.2	39:22.457

94 Pascal WEHRLEIN		GER				
Porsche Formula E Team		Porsche 99X Electric				
1	1:47.813	■ 39.137	31.425	37.251	131.4	1:47.813
2	1:39.878	31.942	30.960	36.976	141.8	3:27.691
3	1:37.975	31.440	30.208	36.327	144.6	5:05.666
4	1:39.790	32.075	31.327	36.388	141.9	6:45.456
5	1:38.356	31.729	30.794	35.833	144.0	8:23.812
6	1:38.356	31.578	31.011	35.767	144.0	10:02.168
7	1:38.212	32.290	29.956	35.966	144.2	11:40.380
8	1:36.960	31.751	29.564	35.645	146.1	13:17.340
9	1:39.358	31.528	30.941	36.889	142.5	14:56.698
10	1:39.613	31.768	31.258	36.587	142.2	16:36.311
11	2:29.535 ■ B	31.345	29.914	1:28.276	94.7	19:05.846
12	1:40.635	36.328	29.176	35.131	140.7	20:46.481
13	■ 1:34.757	■ 30.437	■ 29.004	35.316	149.5	22:21.238
14	1:35.846	30.705	29.472	35.669	147.8	23:57.084
15	1:36.313	30.978	29.547	35.788	147.0	25:33.397
16	1:36.275	31.083	29.626	35.566	147.1	27:09.672

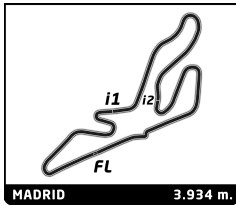


ABB FIA Formula E World Championship

Round 06 - 2026 Cupra Raval Madrid E-Prix

Race

Analysis by lap

■ Lapped

Nr	Lap Time	Gap	Nr	Lap Time	Gap	Nr	Lap Time	Gap	Nr	Lap Time	Gap	Nr	Lap Time	Gap			
16	1:35.089	57.379	33	1:36.116	2.908	25	1:38.102	22.065	27	1:36.568	3.130	77	1:35.573	55.751			
28	1:41.038	58.494	48	1:36.233	3.462	21	1:38.157	35.416	23	1:37.700	3.936	22	1:37.588	55.889			
23	1:40.695	58.821	9	1:40.859	3.887	1	1:35.531	40.986	51	1:38.512	4.757						
25	1:38.247	1:04.516	11	1:36.656	4.505	22	1:36.162	1:01.811	37	1:39.136	5.010						
77	2:39.460	1:05.666	51	1:34.565	4.807				3	1:36.366	5.230						
21	1:37.127	1:22.024	23	1:37.354	5.625				14	1:35.908	5.827						
Lap 14			37	1:36.553	5.703	Lap 19			11	1:37.619	9.363						
9	1:35.787		27	1:36.900	6.460	13	1:35.662		7	1:39.430	12.247						
1	1:39.037	35.855	3	1:38.267	7.137	16	1:35.605	0.344	25	1:34.921	20.346						
13	1:35.395	49.702	14	1:37.086	8.960	94	1:35.401	0.732	28	1:40.172	23.893						
7	1:34.955	50.137	28	1:38.080	9.240	37	1:35.646	1.591	21	1:32.941	30.782						
3	2:30.476	51.160	25	1:38.608	17.334	51	1:37.653	2.677	1	1:33.212	35.158						
37	2:30.636	51.914	77	1:37.548	19.066	48	1:35.365	2.753	22	1:35.317	57.975						
94	1:35.846	52.475	21	1:39.117	31.940	9	1:35.003	3.015	77	1:34.207	1:01.833						
27	2:30.430	52.556	1	1:40.970	42.949	23	1:35.043	3.720									
51	2:30.039	52.616	22	1:39.743	1:02.383	27	1:34.970	4.623	Lap 22								
16	1:35.586	53.649	Lap 17			3	1:36.858	7.476	13	1:37.888							
14	2:30.072	53.973	13	1:36.549		7	1:39.177	7.922	9	1:37.293	0.377						
33	1:40.766	54.656	7	1:37.729	0.990	11	1:38.605	8.337	33	1:38.169	0.745						
11	1:42.434	55.041	94	1:36.677	1.233	14	1:36.197	9.072	94	1:37.726	0.988						
48	1:41.593	55.248	16	1:36.005	1.673	28	1:39.812	17.741	48	1:38.181	2.161						
23	1:36.292	55.797	51	1:34.287	2.355	25	1:38.086	24.489	16	1:37.676	2.765						
28	1:37.954	57.132	33	1:36.275	2.444	21	1:37.159	36.913	27	1:38.181	3.423						
25	1:38.391	1:03.591	48	1:36.622	3.345	1	1:35.339	40.663	51	1:36.979	3.848						
77	1:41.705	1:08.055	37	1:34.397	3.361	77	2:13.920	59.924	23	1:38.527	4.575						
21	1:36.853	1:19.561	9	1:36.959	4.107	22	1:35.542	1:01.691	3	1:37.402	4.744						
22	2:28.427	1:41.119	11	1:37.010	4.776	Lap 20			14	1:37.105	5.044						
Lap 15			27	1:35.761	5.482	13	1:37.042		37	1:38.003	5.125						
13	1:36.176		23	1:36.610	5.496	94	1:36.883	0.573	11	1:38.037	9.512						
7	1:35.821	0.080	3	1:36.138	6.536	16	1:37.557	0.859	7	1:39.918	14.277						
9	2:26.796	0.918	14	1:36.123	8.344	33	1:36.155	1.166	25	1:34.526	16.984						
94	1:36.313	2.910	28	1:37.998	10.499	48	1:35.969	1.680	28	1:39.474	25.479						
16	1:36.348	4.119	77	1:37.613	19.940	9	1:36.036	2.009	1	1:34.013	31.283						
33	1:35.904	4.682	25	1:39.618	20.213	37	1:38.217	2.766	21	2:00.264	53.158						
48	1:35.749	5.119	21	1:38.308	33.509	23	1:36.450	3.128	22	1:36.070	56.157						
11	1:36.576	5.739	1	1:35.495	41.705	51	1:37.502	3.137	77	1:34.089	58.034						
23	1:36.242	6.161	22	1:36.255	1:01.899	27	1:35.873	3.454	Lap 23								
3	1:41.478	6.760	Lap 18			3	1:35.322	5.756	13	1:37.856							
37	1:41.004	7.040	13	1:36.250		14	1:34.781	6.811	9	1:37.865	0.386						
27	1:40.772	7.450	16	1:34.978	0.401	11	1:37.341	8.636	94	1:37.667	0.799						
51	1:41.394	8.132	51	1:34.581	0.686	7	1:38.829	9.709	33	1:38.096	0.985						
28	1:37.796	9.050	94	1:36.010	0.993	28	1:39.914	20.613	48	1:37.265	1.570						
14	1:41.669	9.764	37	1:34.496	1.607	25	1:34.870	22.317	16	1:37.013	1.922						
25	1:38.903	16.616	33	1:36.360	2.554	21	1:34.862	34.733	27	1:38.193	3.760						
77	1:37.231	19.408	48	1:35.955	3.050	1	1:35.217	38.838	51	1:37.892	3.884						
21	1:37.030	30.713	9	1:35.817	3.674	22	1:34.901	59.550	3	1:37.229	4.117						
1	2:29.892	39.869	23	1:35.093	4.339	77	1:41.636	1:04.518	14	1:39.388	6.576						
22	1:45.289	1:00.530	7	1:39.667	4.407	Lap 21			23	1:40.463	7.182						
Lap 16			27	1:36.083	5.315	13	1:36.892		11	1:38.560	10.216						
7	1:37.810		11	1:36.868	5.394	33	1:36.190	0.464	7	1:39.265	15.686						
13	1:38.080	0.190	3	1:35.994	6.280	9	1:35.855	0.972	25	1:37.217	16.345						
94	1:36.275	1.295	14	1:36.443	8.537	94	1:37.469	1.150	28	1:38.393	26.016						
16	1:36.178	2.407	28	1:39.342	13.591	48	1:37.080	1.868	1	1:33.490	26.917						
			77	1:37.976	21.666	16	1:39.010	2.977	37	2:02.103	29.372						
									21	1:38.362	53.664						

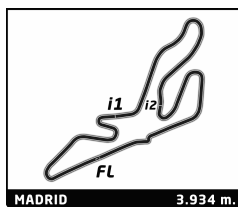


ABB FIA Formula E World Championship

Round 06 - 2026 Cupra Raval Madrid E-Prix

Race

Best Sector Times

SECTOR 1			SECTOR 2		SECTOR 3		Pos	Driver	Ideal Lap	Best Lap	
Pos	Driver	Time	Driver	Time	Driver	Time					
1	21 N.DE VRIES	29.910	21 N.DE VRIES	28.281	7 M.GÜNTHER	34.182	1	21 N.DE VRIES	1:32.586	1:32.941	(1)
2	51 N.MÜLLER	30.135	1 O.ROWLAND	28.550	1 O.ROWLAND	34.255	2	1 O.ROWLAND	1:32.982	1:33.212	(2)
3	1 O.ROWLAND	30.177	9 M.EVANS	28.889	21 N.DE VRIES	34.395	3	51 N.MÜLLER	1:33.825	1:34.287	(4)
4	9 M.EVANS	30.241	16 S.BUEMI	28.913	25 J.VERGNE	34.562	4	16 S.BUEMI	1:33.899	1:34.978	(12)
5	11 L.DI GRASSI	30.245	77 T.BARNARD	28.946	51 N.MÜLLER	34.570	5	7 M.GÜNTHER	1:33.918	1:34.523	(6)
6	33 D.TICKTUM	30.251	28 F.DRUGOVICH	28.961	16 S.BUEMI	34.583	6	77 T.BARNARD	1:33.960	1:34.089	(3)
7	16 S.BUEMI	30.403	27 J.DENNIS	28.994	77 T.BARNARD	34.585	7	9 M.EVANS	1:34.197	1:35.003	(14)
8	48 E.MORTARA	30.410	94 P.WEHRLEIN	29.004	22 Z.MALONEY	34.689	8	94 P.WEHRLEIN	1:34.261	1:34.757	(8)
9	22 Z.MALONEY	30.412	13 A.DA COSTA	29.004	37 N.CASSIDY	34.735	9	37 N.CASSIDY	1:34.276	1:34.397	(5)
10	77 T.BARNARD	30.429	3 J.MARTÍ	29.031	33 D.TICKTUM	34.789	10	22 Z.MALONEY	1:34.307	1:34.901	(10)
11	94 P.WEHRLEIN	30.437	37 N.CASSIDY	29.067	14 J.ERIKSSON	34.791	11	33 D.TICKTUM	1:34.371	1:35.161	(18)
12	28 F.DRUGOVICH	30.443	51 N.MÜLLER	29.120	94 P.WEHRLEIN	34.820	12	25 J.VERGNE	1:34.454	1:34.526	(7)
13	37 N.CASSIDY	30.474	7 M.GÜNTHER	29.155	27 J.DENNIS	34.872	13	48 E.MORTARA	1:34.610	1:35.365	(20)
14	7 M.GÜNTHER	30.581	14 J.ERIKSSON	29.180	48 E.MORTARA	34.899	14	27 J.DENNIS	1:34.625	1:34.970	(11)
15	23 N.NATO	30.584	22 Z.MALONEY	29.206	13 A.DA COSTA	35.040	15	28 F.DRUGOVICH	1:34.687	1:34.994	(13)
16	25 J.VERGNE	30.621	23 N.NATO	29.219	9 M.EVANS	35.067	16	14 J.ERIKSSON	1:34.692	1:34.781	(9)
17	13 A.DA COSTA	30.655	25 J.VERGNE	29.271	23 N.NATO	35.111	17	13 A.DA COSTA	1:34.699	1:35.088	(16)
18	14 J.ERIKSSON	30.721	48 E.MORTARA	29.301	3 J.MARTÍ	35.244	18	23 N.NATO	1:34.914	1:35.043	(15)
19	27 J.DENNIS	30.759	33 D.TICKTUM	29.331	28 F.DRUGOVICH	35.283	19	11 L.DI GRASSI	1:34.952	1:35.117	(17)
20	3 J.MARTÍ	30.864	11 L.DI GRASSI	29.408	11 L.DI GRASSI	35.299	20	3 J.MARTÍ	1:35.139	1:35.322	(19)

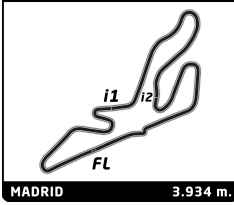


ABB FIA Formula E World Championship

Round 06 - 2026 Cupra Raval Madrid E-Prix

Race

Fastest Lap Sequence

Elapsed	Driver	Team	Car	Time	Kph	Lap
3:26.297	37 Nick CASSIDY	Citroën Racing	Citroën Racing ë-CX	1:40.052	141.6	2
3:27.159	33 Dan TICKTUM	CUPRA KIRO	Porsche 99X Electric WCG3	1:38.820	143.3	2
5:05.106	37 Nick CASSIDY	Citroën Racing	Citroën Racing ë-CX	1:38.809	143.3	3
5:05.666	94 Pascal WEHRLEIN	Porsche Formula E Team	Porsche 99X Electric	1:37.975	144.6	3
5:06.232	48 Edoardo MORTARA	MAHINDRA RACING	M12Electro	1:37.474	145.3	3
5:06.714	7 Maximilian GÜNTHER	DS PENSKE	DS E-TENSE FE25	1:37.314	145.5	3
11:40.864	28 Felipe DRUGOVICH	Andretti Formula E	Porsche 99X Electric	1:36.118	147.3	7
13:15.858	28 Felipe DRUGOVICH	Andretti Formula E	Porsche 99X Electric	1:34.994	149.1	8
22:19.791	7 Maximilian GÜNTHER	DS PENSKE	DS E-TENSE FE25	1:34.523	149.8	13
28:47.471	51 Nico MÜLLER	Porsche Formula E Team	Porsche 99X Electric	1:34.287	150.2	17
35:41.744	21 Nyck DE VRIES	MAHINDRA RACING	M12Electro	1:32.941	152.4	21

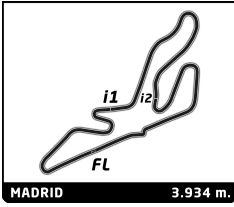


ABB FIA Formula E World Championship

Round 06 - 2026 Cupra Raval Madrid E-Prix

Race

Lap Chart

Nr	Pos	Grid	LAP																						
			1	2	3	4	5	6	7	8	9	10	11	12	13	14	15	16	17	18	19	20	21	22	23
37	1	37	37	37	37	37	37	37	37	28	37	3	3	3	3	9	13	7	13	13	13	13	13	13	
21	2	21	21	33	94	33	94	94	94	94	37	28	37	33	33	37	1	7	13	7	16	94	33	9	9
13	3	13	13	94	33	94	33	13	33	94	33	33	37	11	27	13	9	94	94	51	94	16	9	33	94
23	4	23	94	21	48	48	13	33	28	33	13	13	48	37	51	7	94	16	16	94	37	33	94	94	33
48	5	48	33	48	7	13	48	48	13	13	3	48	28	48	14	3	16	33	51	37	33	48	48	48	48
94	6	94	48	7	13	7	7	7	48	48	94	28	11	27	9	37	33	48	33	33	51	9	16	16	16
7	7	7	7	13	21	27	27	27	7	7	48	94	27	51	1	94	48	9	48	48	48	37	27	27	27
1	8	1	27	27	27	23	25	25	27	3	7	23	23	77	11	27	11	11	37	9	9	23	23	51	51
33	9	33	1	23	23	1	1	28	23	27	27	7	51	14	22	51	23	51	9	23	23	51	51	23	3
22	10	22	23	1	1	25	23	1	25	23	23	16	77	9	48	16	3	23	11	7	27	27	37	3	14
27	11	27	16	16	16	21	21	23	16	16	16	11	14	1	33	14	37	37	27	27	3	3	3	14	23
3	12	3	3	51	25	77	77	77	77	25	51	27	9	22	13	33	27	27	23	11	7	14	14	37	11
51	13	51	51	3	51	16	16	16	51	51	21	51	1	28	7	11	51	3	3	3	11	11	11	11	7
16	14	16	25	25	3	3	28	21	3	77	77	77	13	23	94	48	28	14	14	14	14	7	7	7	25
77	15	77	77	77	77	51	51	51	21	21	11	21	22	13	16	23	14	28	28	28	28	28	25	25	28
9	16	9	14	14	14	14	3	3	14	14	14	14	14	94	7	28	28	25	25	77	77	25	25	28	28
14	17	14	28	28	28	28	14	14	9	9	9	9	7	94	23	25	77	77	25	25	21	21	21	1	37
25	18	25	9	9	9	9	9	9	11	11	25	25	16	16	25	77	21	21	21	21	1	1	1	21	21
11	19	11	11	11	11	11	11	1	1	1	1	25	25	77	21	1	1	1	1	1	77	22	22	22	77
28	20	28	22	22	22	22	22	22	22	22	22	21	21	21	21	22	22	22	22	22	22	77	77	77	22

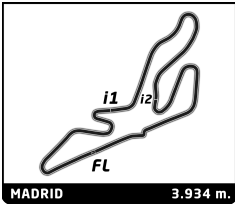
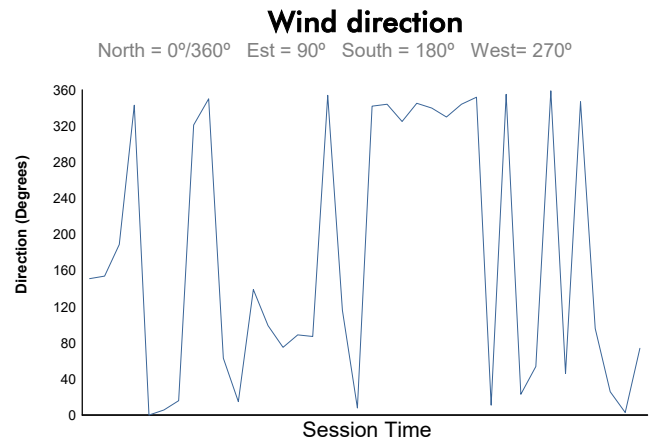
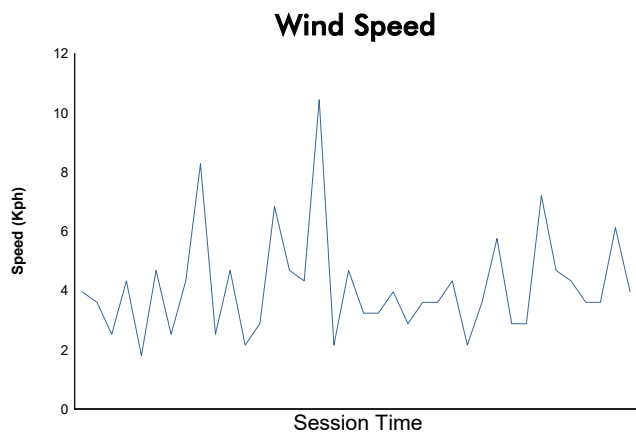
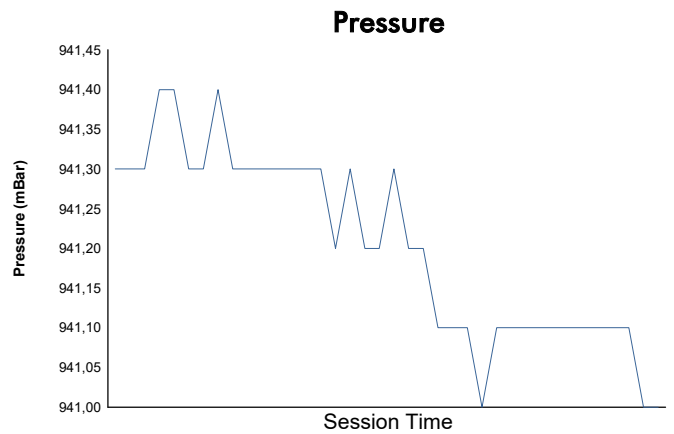
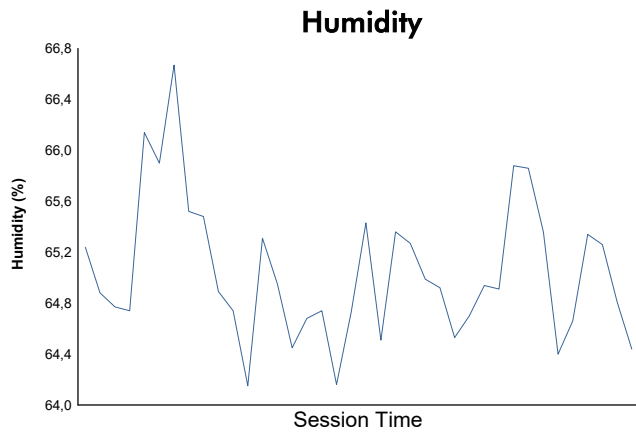
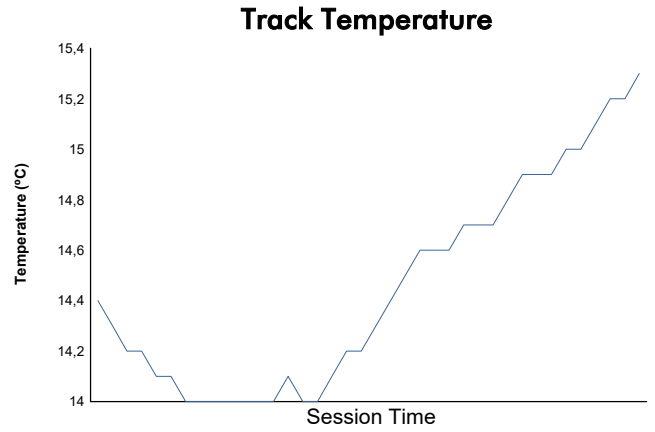
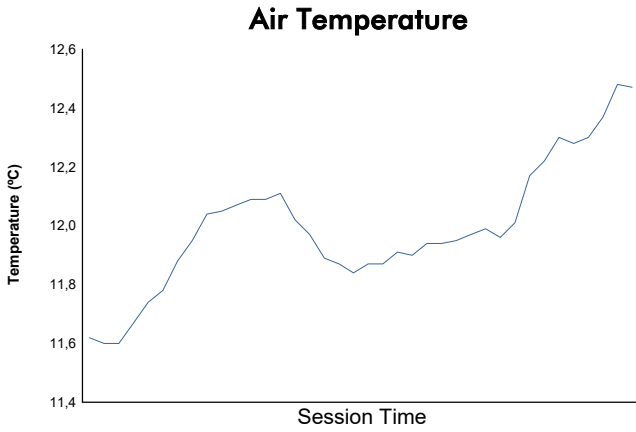


ABB FIA Formula E World Championship
Round 06 - 2026 Cupra Raval Madrid E-Prix
Race

Weather Report



Track Status: **DRY**

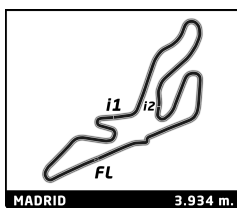


ABB FIA Formula E World Championship

Round 06 - 2026 Cupra Raval Madrid E-Prix

Race

Pit Stop Analysis

Official Timekeeper

Nr.	In Time	In Driver	Out Time	Out Driver	Pit Time	T. Pit Time	Nr.	In Time	In Driver	Out Time	Out Driver	Pit Time	T. Pit Time	
1	Nissan Formula E Team NISSAN e-4ORCE 05							1	15:25:17.192	F. DRUGOVICH	15:26:21.492	F. DRUGOVICH	1:04.300	1:04.300
	1	15:17:10.622	O. ROWLAND	15:17:38.420	O. ROWLAND	27.798	27.798							
	2	15:30:45.082	O. ROWLAND	15:31:49.102	O. ROWLAND	1:04.020	1:31.818							
3	CUPRA KIRO Porsche 99X Electric WCG3							1	15:26:52.183	D. TICKTUM	15:27:57.339	D. TICKTUM	1:05.156	1:05.156
	1	15:28:29.798	J. MARTÍ	15:29:34.503	J. MARTÍ	1:04.705	1:04.705							
7	DS PENSKE DS E-TENSE FE25							1	15:23:40.672	M. GÜNTHER	15:24:44.900	M. GÜNTHER	1:04.228	1:04.228
9	Jaguar TCS Racing Jaguar I-Type 7							1	15:30:05.811	M. EVANS	15:31:10.138	M. EVANS	1:04.327	1:04.327
11	LOLA YAMAHA ABT FORMULA E TE Lola T001							1	15:26:51.705	L. DI GRASSI	15:27:55.988	L. DI GRASSI	1:04.283	1:04.283
13	Jaguar TCS Racing Jaguar I-Type 7							1	15:23:38.122	A. DA COSTA	15:24:42.564	A. DA COSTA	1:04.442	1:04.442
14	Envision Racing Jaguar I-Type 7							1	15:28:32.280	J. ERIKSSON	15:29:37.348	J. ERIKSSON	1:05.068	1:05.068
16	Envision Racing Jaguar I-Type 7							1	15:23:41.608	S. BUEMI	15:24:46.859	S. BUEMI	1:05.251	1:05.251
21	MAHINDRA RACING M12Electro							1	15:23:43.081	N. DE VRIES	15:25:07.154	N. DE VRIES	1:24.073	1:24.073
	2	15:42:42.167	N. DE VRIES	15:43:20.769	N. DE VRIES	38.602	2:02.675							
22	LOLA YAMAHA ABT FORMULA E TE Lola T001							1	15:07:16.182	Z. MALONEY	15:07:44.033	Z. MALONEY	27.851	27.851
	2	15:29:20.051	Z. MALONEY	15:30:24.499	Z. MALONEY	1:04.448	1:32.299							
23	Nissan Formula E Team NISSAN e-4ORCE 05							1	15:25:17.794	N. NATO	15:26:22.154	N. NATO	1:04.360	1:04.360
25	Citroën Racing Citroën Racing ë-CX							1	15:23:44.287	J. VERGNE	15:24:48.313	J. VERGNE	1:04.026	1:04.026
27	Andretti Formula E Porsche 99X Electric							1	15:28:31.261	J. DENNIS	15:29:35.904	J. DENNIS	1:04.643	1:04.643
28	Andretti Formula E Porsche 99X Electric													