XI UV Endurance RACE Jarama

Circuito de Madrid Jarama-RACE

4 de marzo de 2023

Results booklet

Provided by Cronococa S.L.
www.cronococa.com

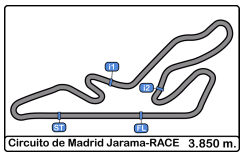

Circuito de Madrid Jarama - RACE

XI UV Endurance RACE Jarama

Entrenamiento Libre

Resultados Provisionales

Clas	Nº	Equipo	Concursante	Vehiculo	Cat	Clas	N.V.	V.R.	Tiempo	Dif 1º	Dif Ant.	Km/h
1	**2**	BOYACA SPORT TEAM	VSR MOTORSPORT	BMW 325	3	1	13	**12**	**1:54.250**			121.3
2	**6**	GLOBAL CAR ADVISOR	ULTIMA VUELTA	BMW 325	3	2	14	**7**	**1:54.403**	0.153	0.153	121.1
3	**19**	FERNANDO NAVARRETE	ULTIMA VUELTA	BMW 325I	3	3	26	**26**	**1:54.586**	0.336	0.183	120.9
4	**7**	JDM MOTOR 2	ULTIMA VUELTA	BMW E36	3	4	12	**8**	**1:58.680**	4.430	4.094	116.7
5	**12**	4 TEAM	JORGE RAMIREZ FERNANDEZ	BMW 318	2	1	22	**21**	**1:59.452**	5.202	0.772	116.0
6	**13**	ASAP RACING	ANDRES SANCHEZ PEREZ	HONDA CIVIC	1	1	23	**12**	**1:59.615**	5.365	0.163	115.8
7	**1**	RRO RACING	VSR MOTORSPORT	BMW 325	3	5	14	**12**	**2:00.291**	6.041	0.676	115.2
8	**22**	TECSPORT - OLIMPIA	ULTIMA VUELTA	V. GOLF	2	2	22	**6**	**2:00.642**	6.392	0.351	114.8
9	**24**	M BOSS RACING	ESCUDERIA 1000 LAGOS	V. GOLF	2	3	21	**20**	**2:01.127**	6.877	0.485	114.4
10	**8**	JDM MOTOR 1	ULTIMA VUELTA	BMW 325	3	6	18	**8**	**2:02.639**	8.389	1.512	113.0
11	**5**	NO BRAIN TEAM	ULTIMA VUELTA	BMW 325	3	7	4	**3**	**2:02.946**	8.696	0.307	112.7
12	**21**	DHR	ULTIMA VUELTA	NISSAN SUNY	2	4	23	**10**	**2:03.694**	9.444	0.748	112.0
13	**17**	EMAN EGURRE	EMAN EGURRE	BMW 325I	3	8	23	**10**	**2:03.858**	9.608	0.164	111.9
14	**4**	M&M RACING TEAM	ESCUDERIA CENTRO	BMW 325	3	9	8	**7**	**2:03.906**	9.656	0.048	111.8
15	**79**	DE AUGUSTO CARRERAS	C.D. QUINTANO SPORT	BMW 325I	3	10	10	**4**	**2:04.147**	9.897	0.241	111.6
16	**43**	IMARTI MOTORSPORT	ESCUDERIA CERRO NEGRO	HONDA CIVIC	1	2	19	**4**	**2:04.298**	10.048	0.151	111.5
17	**14**	E-PERFORMANCE	ULTIMA VUELTA	HONDA CIVIC	1	3	13	**12**	**2:04.679**	10.429	0.381	111.1
18	**11**	RR2 MOTORSPORT	ESCUDERIA MEDITERRANEO DE ALICANTE	V. GOLF	2	5	19	**14**	**2:05.306**	11.056	0.627	110.6
19	**18**	PURA PASION	VICENTE GABRIEL VALLES	AUDI TT	3	11	20	**9**	**2:05.440**	11.190	0.134	110.4
20	**3**	COIMBRA SAYAGO	ULTIMA VUELTA	SAXO	SAXO	1	20	**19**	**2:06.565**	12.315	1.125	109.5
21	**23**	RIGA SAXO	RASANTE SPORT	SAXO	SAXO	2	22	**11**	**2:06.752**	12.502	0.187	109.3
22	**10**	PRIMERA TEAM	EFICAR TEAM	NISSAN PRIMERA	2	6	15	**13**	**2:07.308**	13.058	0.556	108.8
23	**15**	BOYACA SAXO	VSR MOTORSPORT	SAXO	SAXO	3	12	**3**	**2:07.378**	13.128	0.070	108.8
24	**93**	GPLOIL-CKC	ATKMOTORSPORT MADRID	SUZUKI SWIFT	1	4	19	**4**	**2:08.174**	13.924	0.796	108.1
25	**20**	EFICAR TEAM SAXO	EFICAR TEAM	SAXO	SAXO	4	6	**4**	**2:08.718**	14.468	0.544	107.6
26	**51**	AUTOCODE TORREJON	ESCUDERIA CENTRO	SAXO	SAXO	5	18	**4**	**2:09.362**	15.112	0.644	107.1
27	**9**	PUNTAL PRODUCTIONS	MADRID HISTORICOS	BMW 325I	3	12	11	**11**	**2:11.447**	17.197	2.085	105.4
28	**16**	SAAB ENDURANCE RACING SOCIETY	ESCUDERIA 1000 LAGOS	SAAB 900I	2	7	15	**3**	**2:14.540**	20.290	3.093	103.0
29	**25**	AMAZON SPORT	AECD	V. GOLF	2	8	11	**10**	**2:18.703**	24.453	4.163	99.9

Publicada a las:.....

Temp. Pista: **7.6 °C** Temp. Aire: **5.6 °C** Humedad: **63 %** Estado Pista: **SECA**

Director de Carrera:

Fco. Javier SOLER

Cronometrador:

Jesús García Núñez

JOB-1604-ESP/M

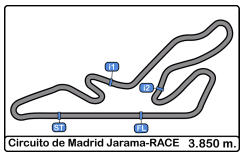

Circuito de Madrid Jarama - RACE
XI UV Endurance RACE Jarama
Entrenamiento Libre
Resultados Provisionales por Categoría

Trofeo ÚLTIMA VUELTA Endurance JARAMA RACE 'Clase 1'

Clas	Nº	Equipo	Concursante	Vehiculo	Cat	Clas	N.V.	V.R.	Tiempo	Dif 1º	Dif Ant.	Km/h
1	13	ASAP RACING	ANDRES SANCHEZ PEREZ	HONDA CIVIC	1	1	23	12	1:59.615			115.8
2	43	IMARTI MOTORSPORT	ESCUDERIA CERRO NEGRO	HONDA CIVIC	1	2	19	4	2:04.298	4.683	4.683	111.5
3	14	E-PERFORMANCE	ULTIMA VUELTA	HONDA CIVIC	1	3	13	12	2:04.679	5.064	0.381	111.1
4	93	GPLOIL-CKC	ATKMOTORSPORT MADRID	SUZUKI SWIFT	1	4	19	4	2:08.174	8.559	3.495	108.1

Trofeo ÚLTIMA VUELTA Endurance JARAMA RACE 'Clase 2'

Clas	Nº	Equipo	Concursante	Vehiculo	Cat	Clas	N.V.	V.R.	Tiempo	Dif 1º	Dif Ant.	Km/h
1	12	4 TEAM	JORGE RAMIREZ FERNANDEZ	BMW 318	2	1	22	21	1:59.452			116.0
2	22	TECSPORT - OLIMPIA	ULTIMA VUELTA	V. GOLF	2	2	22	6	2:00.642	1.190	1.190	114.8
3	24	M BOSS RACING	ESCUDERIA 1000 LAGOS	V. GOLF	2	3	21	20	2:01.127	1.675	0.485	114.4
4	21	DHR	ULTIMA VUELTA	NISSAN SUNY	2	4	23	10	2:03.694	4.242	2.567	112.0
5	11	RR2 MOTORSPORT	ESCUDERIA MEDITERRANEO DE ALICANTE	V. GOLF	2	5	19	14	2:05.306	5.854	1.612	110.6
6	10	PRIMERA TEAM	EFICAR TEAM	NISSAN PRIMERA	2	6	15	13	2:07.308	7.856	2.002	108.8
7	16	SAAB ENDURANCE RACING SOCIETY	ESCUDERIA 1000 LAGOS	SAAB 900I	2	7	15	3	2:14.540	15.088	7.232	103.0
8	25	AMAZON SPORT	AECD	V. GOLF	2	8	11	10	2:18.703	19.251	4.163	99.9

Trofeo ÚLTIMA VUELTA Endurance JARAMA RACE 'Clase 3'

Clas	Nº	Equipo	Concursante	Vehiculo	Cat	Clas	N.V.	V.R.	Tiempo	Dif 1º	Dif Ant.	Km/h
1	2	BOYACA SPORT TEAM	VSR MOTORSPORT	BMW 325	3	1	13	12	1:54.250			121.3
2	6	GLOBAL CAR ADVISOR	ULTIMA VUELTA	BMW 325	3	2	14	7	1:54.403	0.153	0.153	121.1
3	19	FERNANDO NAVARRETE	ULTIMA VUELTA	BMW 325I	3	3	26	26	1:54.586	0.336	0.183	120.9
4	7	JDM MOTOR 2	ULTIMA VUELTA	BMW E36	3	4	12	8	1:58.680	4.430	4.094	116.7
5	1	RRO RACING	VSR MOTORSPORT	BMW 325	3	5	14	12	2:00.291	6.041	1.611	115.2
6	8	JDM MOTOR 1	ULTIMA VUELTA	BMW 325	3	6	18	8	2:02.639	8.389	2.348	113.0
7	5	NO BRAIN TEAM	ULTIMA VUELTA	BMW 325	3	7	4	3	2:02.946	8.696	0.307	112.7
8	17	EMAN EGURRE	EMAN EGURRE	BMW 325I	3	8	23	10	2:03.858	9.608	0.912	111.9
9	4	M&M RACING TEAM	ESCUDERIA CENTRO	BMW 325	3	9	8	7	2:03.906	9.656	0.048	111.8
10	79	DE AUGUSTO CARRERAS	C.D. QUINTANO SPORT	BMW 325I	3	10	10	4	2:04.147	9.897	0.241	111.6
11	18	PURA PASION	VICENTE GABRIEL VALLES	AUDI TT	3	11	20	9	2:05.440	11.190	1.293	110.4
12	9	PUNTAL PRODUCTIONS	MADRID HISTORICOS	BMW 325I	3	12	11	11	2:11.447	17.197	6.007	105.4

Copa SAXO Endurance

Clas	Nº	Equipo	Concursante	Vehiculo	Cat	Clas	N.V.	V.R.	Tiempo	Dif 1º	Dif Ant.	Km/h
1	3	COIMBRA SAYAGO	ULTIMA VUELTA	SAXO	SAXO	1	20	19	2:06.565			109.5
2	23	RIGA SAXO	RASANTE SPORT	SAXO	SAXO	2	22	11	2:06.752	0.187	0.187	109.3
3	15	BOYACA SAXO	VSR MOTORSPORT	SAXO	SAXO	3	12	3	2:07.378	0.813	0.626	108.8
4	20	EFICAR TEAM SAXO	EFICAR TEAM	SAXO	SAXO	4	6	4	2:08.718	2.153	1.340	107.6
5	51	AUTOCODE TORREJON	ESCUDERIA CENTRO	SAXO	SAXO	5	18	4	2:09.362	2.797	0.644	107.1

Publicada a las:.....

Temp. Pista: **7.6 °C** Temp. Aire: **5.6 °C** Humedad: **63 %** Estado Pista: **SECA**

Director de Carrera:
Fco. Javier SOLER

Cronometrador:
Jesús García Núñez
JOB-1604-ESP/M

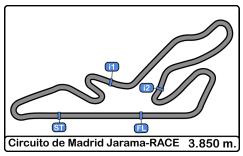

Circuito de Madrid Jarama - RACE

XI UV Endurance RACE Jarama

Entrenamiento Libre

Tiempos Por Vuelta

1 RRO RACING BMW 325

3 VSR MOTORSPORT

Vta.	D	Tiempo	Sector 1	Sector 2	Sector 3	V. Max.	Elapsed
1		10:12:07.182	10:10:44.266	47.084	35.832	46.4	10:12:07.182
2		2:04.178	48.622	41.706	33.850	154.5	10:14:11.360
3		2:00.998	46.257	40.989	33.752	170.6	10:16:12.358
4		2:00.878	46.259	41.288	33.331	180.6	10:18:13.236
5		2:01.182	46.737	41.080	33.365	167.7	10:20:14.418
6		2:37.156	50.652	51.346	55.158	174.4	10:22:51.574
7		6:33.844	5:13.539	43.490	36.815	85.5	10:29:25.418
8		2:02.885	47.450	41.680	33.755	177.6	10:31:28.303
9		2:21.537	48.538	44.633	48.366	151.6	10:33:49.840
10		9:33.145	8:12.398	46.485	34.262	75.0	10:43:22.985
11		2:02.005	47.348	40.816	33.841	167.7	10:45:24.990
12		2:00.291	46.751	40.197	33.343	165.8	10:47:25.281
13		2:00.369	46.357	40.289	33.723	165.1	10:49:25.650
14		2:08.209	45.585	40.966	41.658	176.4	10:51:33.859

2 BOYACA SPORT TEAM BMW 325

3 VSR MOTORSPORT

Vta.	D	Tiempo	Sector 1	Sector 2	Sector 3	V. Max.	Elapsed
1		10:04:35.383	10:03:10.650	47.496	37.237	71.8	10:04:35.383
2		2:03.465	51.492	39.703	32.270	121.4	10:06:38.848
3		1:56.752	45.486	39.447	31.819	178.5	10:08:35.600
4		2:12.092	45.632	40.212	46.248	164.3	10:10:47.692
5		6:02.506	4:46.783	42.034	33.689	68.1	10:16:50.198
6		2:00.668	47.215	40.484	32.969	166.6	10:18:50.866
7		1:59.143	45.902	39.480	33.761	192.1	10:20:50.009
8		1:57.058	45.662	38.613	32.783	177.6	10:22:47.067
9		1:57.218	45.081	38.641	33.496	175.6	10:24:44.285
10		2:11.936	44.933	42.894	44.109	184.6	10:26:56.221
11		31:53.361	30:40.919	40.382	32.060	86.8	10:58:49.582
12		1:54.250	44.105	38.146	31.999	193.5	11:00:43.832
13		2:13.088	47.265	42.834	42.989	182.4	11:02:56.920

3 COIMBRA SAYAGO SAXO

SAXO ULTIMA VUELTA

Vta.	D	Tiempo	Sector 1	Sector 2	Sector 3	V. Max.	Elapsed
1		10:05:06.180	10:03:26.458	55.610	44.112	61.7	10:05:06.180
2		2:19.988	56.770	45.749	37.469	127.6	10:07:26.168
3		2:12.839	50.062	44.871	37.906	164.6	10:09:39.007
4		2:08.341	49.269	43.332	35.740	165.3	10:11:47.348
5		2:19.035	50.135	44.110	44.790	168.7	10:14:06.383
6		5:53.013	4:31.390	45.290	36.333	56.7	10:19:59.396
7		2:09.251	48.863	43.902	36.486	170.3	10:22:08.647
8		2:07.314	48.572	42.831	35.911	171.4	10:24:15.961
9		2:06.806	48.121	42.833	35.852	173.6	10:26:22.767
10		2:33.253	54.172	49.077	50.004	168.7	10:28:56.020
11		4:18.847	2:57.677	44.549	36.621	76.5	10:33:14.867
12		2:09.517	48.835	44.511	36.171	169.5	10:35:24.384
13		2:08.661	48.581	43.999	36.081	170.8	10:37:33.045
14		2:10.881	50.242	44.522	36.117	173.6	10:39:43.926
15		2:19.578	48.750	44.666	46.162	168.4	10:42:03.504
16		5:25.795	4:05.840	44.194	35.761	84.5	10:47:29.299
17		2:11.106	48.675	46.062	36.369	173.3	10:49:40.405
18		2:07.300	49.045	42.937	35.318	172.8	10:51:47.705
19		2:06.565	48.000	43.101	35.464	173.6	10:53:54.270
20		2:27.953	48.501	45.093	54.359	172.8	10:56:22.223

4 M&M RACING TEAM BMW 325

3 ESCUDERIA CENTRO

Vta.	D	Tiempo	Sector 1	Sector 2	Sector 3	V. Max.	Elapsed
1		10:05:35.560	10:03:47.006	1:00.482	48.072	50.0	10:05:35.560
2		2:46.080	1:09.786	54.380	41.914	92.4	10:08:21.640
3		2:20.095	55.739	49.234	35.122	121.8	10:10:41.735
4		2:27.684	48.037	44.402	55.245	173.0	10:13:09.419
5		6:53.485	5:35.109	43.353	35.023	65.7	10:20:02.904
6		2:04.716	48.358	42.075	34.283	155.1	10:22:07.620
7		2:03.906	47.637	41.697	34.572	159.0	10:24:11.526
8		2:20.797	50.436	42.868	47.493	177.0	10:26:32.323

5 NO BRAIN TEAM BMW 325

3 ULTIMA VUELTA

Vta.	D	Tiempo	Sector 1	Sector 2	Sector 3	V. Max.	Elapsed
1		10:13:43.555	10:12:21.103	46.607	35.845	76.0	10:13:43.555
2		2:06.214	49.431	42.361	34.422	164.1	10:15:49.769
3		2:02.946	47.724	41.402	33.820	175.8	10:17:52.715
4		2:22.310	48.247	45.746	48.317	157.6	10:20:15.025

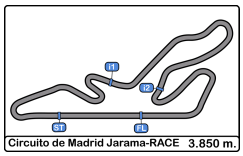

Circuito de Madrid Jarama - RACE

XI UV Endurance RACE Jarama

Entrenamiento Libre

Tiempos Por Vuelta

6 GLOBAL CAR ADVISOR BMW 325

3 ULTIMA VUELTA

Vta.	D	Tiempo	Sector 1	Sector 2	Sector 3	V. Max.	Elapsed
1		10:24:19.808	10:23:00.437	44.093	35.278	77.3	10:24:19.808
2		2:17.073	P 49.136	43.866	44.071	141.5	10:26:36.881
3		4:23.344	3:11.153	39.852	32.339	88.3	10:31:00.225
4		1:56.026	45.314	38.646	32.066	160.7	10:32:56.251
5		1:55.691	44.495	39.017	32.179	188.1	10:34:51.942
6		1:55.890	44.977	38.579	32.334	181.5	10:36:47.832
7		1:54.403	44.350	38.072	31.981	188.1	10:38:42.235
8		2:16.999	P 50.159	43.721	43.119	171.7	10:40:59.234
9		8:42.938	7:25.486	42.082	35.370	92.2	10:49:42.172
10		1:58.725	46.401	39.410	32.914	178.8	10:51:40.897
11		1:57.934	45.754	39.224	32.956	188.4	10:53:38.831
12		1:56.571	45.140	38.741	32.690	177.3	10:55:35.402
13		1:55.632	44.708	38.697	32.227	193.8	10:57:31.034
14		2:08.872	P 45.138	40.022	43.712	188.1	10:59:39.906

7 JDM MOTOR 2 BMW E36

3 ULTIMA VUELTA

Vta.	D	Tiempo	Sector 1	Sector 2	Sector 3	V. Max.	Elapsed
1		10:09:03.759	10:07:33.168	52.607	37.984	68.7	10:09:03.759
2		2:03.860	48.718	41.098	34.044	162.8	10:11:07.619
3		1:59.035	45.295	40.283	33.457	194.9	10:13:06.654
4		2:23.413	P 51.006	47.647	44.760	182.1	10:15:30.067
5		7:05.560	P 5:35.070	45.233	45.257	60.0	10:22:35.627
6		6:30.553	5:12.240	42.177	36.136	91.9	10:29:06.180
7		2:02.949	48.917	40.737	33.295	171.4	10:31:09.129
8		1:58.680	45.480	40.060	33.140	190.8	10:33:07.809
9		2:22.124	P 47.961	45.550	48.613	190.1	10:35:29.933
10		8:38.595	P 7:11.882	43.126	43.587	95.3	10:44:08.528
11		13:03.880	11:47.041	41.459	35.380	90.6	10:57:12.408
12		2:15.624	P 45.675	39.966	49.983	189.4	10:59:28.032

8 JDM MOTOR 1 BMW 325

3 ULTIMA VUELTA

Vta.	D	Tiempo	Sector 1	Sector 2	Sector 3	V. Max.	Elapsed
1		10:12:08.947	10:10:46.283	46.620	36.044	43.5	10:12:08.947
2		2:12.155	51.154	45.147	35.854	148.3	10:14:21.102
3		2:10.611	51.115	44.159	35.337	164.3	10:16:31.713
4		2:09.542	49.602	44.338	35.602	162.6	10:18:41.255
5		2:30.880	P 50.695	46.095	54.090	172.8	10:21:12.135
6		7:32.632	6:15.136	42.675	34.821	82.7	10:28:44.767
7		2:03.494	47.443	41.614	34.437	175.0	10:30:48.261
8		2:02.639	46.700	41.665	34.274	188.8	10:32:50.900
9		2:04.318	47.620	42.573	34.125	186.5	10:34:55.218
10		2:10.682	52.913	43.054	34.715	167.1	10:37:05.900
11		2:16.539	P 47.769	41.202	47.568	179.4	10:39:22.439
12		6:58.372	5:41.501	42.084	34.787	55.5	10:46:20.811
13		2:10.718	47.654	43.173	39.891	180.6	10:48:31.529
14		2:05.299	49.564	41.669	34.066	191.8	10:50:36.828
15		2:03.864	47.270	42.060	34.534	189.1	10:52:40.692
16		2:04.809	48.200	41.886	34.723	179.1	10:54:45.501
17		2:03.548	47.693	41.401	34.454	193.2	10:56:49.049
18		2:24.507	P 47.366	43.519	53.622	184.3	10:59:13.556

9 PUNTAL PRODUCTIONS BMW 325I

3 MADRID HISTORICOS

Vta.	D	Tiempo	Sector 1	Sector 2	Sector 3	V. Max.	Elapsed
1		10:06:24.029	10:04:50.895	52.102	41.032	67.1	10:06:24.029
2		2:29.015	58.355	50.172	40.488	125.0	10:08:53.044
3		2:22.230	54.363	49.394	38.473	153.8	10:11:15.274
4		2:37.766	P 56.547	48.114	53.105	134.4	10:13:53.040
5		5:08.484	3:34.484	50.715	43.285	59.4	10:19:01.524
6		2:37.369	P 56.969	49.007	51.393	136.7	10:21:38.893
7		16:24.168	P 14:55.078	43.031	46.059	77.5	10:38:03.061
8		6:10.411	P 4:45.446	42.132	42.833	92.5	10:44:13.472
9		3:37.276	P 2:07.918	43.764	45.594	82.4	10:47:50.748
10		4:02.731	2:43.338	42.548	36.845	88.4	10:51:53.479
11		2:11.447	P 48.307	41.845	41.295	162.6	10:54:04.926

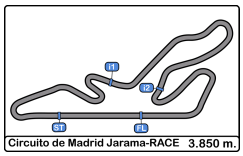

Circuito de Madrid Jarama - RACE

XI UV Endurance RACE Jarama

Entrenamiento Libre

Tiempos Por Vuelta

10 PRIMERA TEAM — NISSAN PRIMERA

2 — EFICAR TEAM

Vta.	D	Tiempo	Sector 1	Sector 2	Sector 3	V. Max.	Elapsed
1		10:09:39.892	10:08:11.943	48.387	39.562	68.4	10:09:39.892
2		2:16.933	52.966	46.927	37.040	148.5	10:11:56.825
3		2:12.114	51.042	44.495	36.577	155.6	10:14:08.939
4		2:17.636	53.490	45.013	39.133	138.4	10:16:26.575
5		2:12.628	51.336	44.115	37.177	160.2	10:18:39.203
6		2:29.645	49.756	43.965	55.924	168.4	10:21:08.848
7		10:23.302	9:01.450	45.752	36.100	71.9	10:31:32.150
8		2:09.472	50.416	43.604	35.452	160.4	10:33:41.622
9		2:08.678	50.180	42.829	35.669	160.7	10:35:50.300
10		2:09.542	49.675	43.823	36.044	160.4	10:37:59.842
11		2:08.828	50.341	43.086	35.401	153.1	10:40:08.670
12		2:08.531	50.189	43.007	35.335	154.7	10:42:17.201
13		2:07.308	48.982	42.987	35.339	167.7	10:44:24.509
14		2:08.661	49.193	43.758	35.710	163.3	10:46:33.170
15		4:46.785	51.353	49.318	3:06.114	158.3	10:51:19.955

11 RR2 MOTORSPORT — V. GOLF

2 — ESCUDERIA MEDITERRANEO DE ALICANTE

Vta.	D	Tiempo	Sector 1	Sector 2	Sector 3	V. Max.	Elapsed
1		10:05:36.246	10:03:49.013	59.237	47.996	61.2	10:05:36.246
2		2:36.061	1:05.100	50.838	40.123	86.4	10:08:12.307
3		2:19.536	54.906	46.516	38.114	149.3	10:10:31.843
4		2:16.851	52.161	47.209	37.481	158.1	10:12:48.694
5		2:13.731	50.403	46.216	37.112	170.3	10:15:02.425
6		2:11.659	50.508	44.593	36.558	153.1	10:17:14.084
7		2:11.172	49.448	45.044	36.680	165.1	10:19:25.256
8		2:12.402	50.946	45.550	35.906	176.1	10:21:37.658
9		2:08.413	50.020	43.067	35.326	168.2	10:23:46.071
10		2:09.911	48.093	43.131	38.687	176.7	10:25:55.982
11		2:17.728	49.403	43.209	45.116	176.7	10:28:13.710
12		5:10.119	3:52.320	42.455	35.344	81.5	10:33:23.829
13		2:06.356	48.032	42.142	36.182	180.0	10:35:30.185
14		2:05.306	48.343	41.986	34.977	180.3	10:37:35.491
15		2:30.765	48.719	44.272	57.774	185.5	10:40:06.256
16		5:44.089	1:15.484	45.008	3:43.597	82.9	10:45:50.345
17		3:15.984	1:54.743	45.202	36.039	74.0	10:49:06.329
18		2:07.344	48.182	43.643	35.519	180.0	10:51:13.673
19		2:32.930	47.540	59.248	46.142	182.4	10:53:46.603

12 4 TEAM — BMW 318

2 — JORGE RAMIREZ FERNANDEZ

Vta.	D	Tiempo	Sector 1	Sector 2	Sector 3	V. Max.	Elapsed
1		10:11:19.307	10:09:55.490	45.485	38.332	66.9	10:11:19.307
2		2:10.612	52.462	42.364	35.786	147.3	10:13:29.919
3		2:02.463	47.389	41.146	33.928	168.4	10:15:32.382
4		2:00.481	46.335	40.364	33.782	184.9	10:17:32.863
5		1:59.645	45.929	40.291	33.425	191.4	10:19:32.508
6		2:01.231	46.698	40.728	33.805	179.7	10:21:33.739
7		2:13.419	47.706	40.576	45.137	189.1	10:23:47.158
8		6:44.371	5:26.712	42.200	35.459	82.1	10:30:31.529
9		2:03.219	47.388	41.502	34.329	171.4	10:32:34.748
10		2:02.610	47.710	40.920	33.980	186.8	10:34:37.358
11		2:00.232	45.791	40.782	33.659	189.1	10:36:37.590
12		1:59.629	45.644	40.703	33.282	190.8	10:38:37.219
13		2:13.518	46.101	43.726	43.691	191.1	10:40:50.737
14		5:42.980	4:25.029	43.243	34.708	76.7	10:46:33.717
15		2:03.642	47.041	42.076	34.525	175.3	10:48:37.359
16		2:00.839	46.895	40.446	33.498	190.8	10:50:38.198
17		2:02.694	46.543	41.324	34.827	193.8	10:52:40.892
18		2:00.778	46.364	41.067	33.347	187.8	10:54:41.670
19		1:59.905	45.896	40.253	33.756	194.5	10:56:41.575
20		1:59.619	46.078	40.247	33.294	190.8	10:58:41.194
21		1:59.452	46.155	40.064	33.233	193.8	11:00:40.646
22		2:22.382	49.870	46.271	46.241	147.5	11:03:03.028

13 ASAP RACING — HONDA CIVIC

1 — ANDRES SANCHEZ PEREZ

Vta.	D	Tiempo	Sector 1	Sector 2	Sector 3	V. Max.	Elapsed
1		10:05:22.478	10:03:48.088	56.118	38.272	62.3	10:05:22.478
2		2:15.226	52.502	45.803	36.921	142.4	10:07:37.704
3		2:05.135	48.289	42.091	34.755	180.0	10:09:42.839
4		2:14.132	48.929	49.270	35.933	175.3	10:11:56.971
5		2:02.484	47.407	40.862	34.215	182.7	10:13:59.455
6		2:02.558	47.026	41.461	34.071	193.2	10:16:02.013
7		2:19.112	47.038	43.304	48.770	193.8	10:18:21.125
8		8:56.461	7:21.671	54.321	40.469	76.3	10:27:17.586
9		2:15.908	55.679	45.636	34.593	135.0	10:29:33.494
10		2:00.034	46.504	40.114	33.416	181.5	10:31:33.528
11		1:59.654	46.585	39.694	33.375	173.3	10:33:33.182
12		1:59.615	46.226	40.032	33.357	190.4	10:35:32.797
13		3:04.079	58.269	1:00.929	1:04.881	138.8	10:38:36.876
14		5:10.672	3:50.462	44.007	36.203	76.9	10:43:47.548
15		2:05.563	48.916	41.777	34.870	171.7	10:45:53.111
16		2:04.782	48.093	41.786	34.903	178.5	10:47:57.893
17		2:05.075	48.128	41.886	35.061	177.0	10:50:02.968
18		2:04.182	47.701	41.961	34.520	175.6	10:52:07.150
19		2:03.433	47.231	41.786	34.416	180.9	10:54:10.583
20		2:05.007	47.617	42.567	34.823	172.2	10:56:15.590
21		2:02.698	46.940	41.293	34.465	177.9	10:58:18.288
22		2:05.541	47.220	41.295	37.026	180.3	11:00:23.829
23		3:18.375	1:07.436	1:09.778	1:01.161	110.3	11:03:42.204

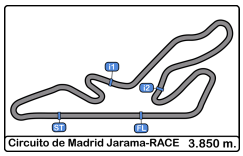

Circuito de Madrid Jarama - RACE

XI UV Endurance RACE Jarama

Entrenamiento Libre

Tiempos Por Vuelta

14 — E-PERFORMANCE — HONDA CIVIC

1 — ULTIMA VUELTA

Vta.	D	Tiempo	Sector 1	Sector 2	Sector 3	V. Max.	Elapsed
1		10:05:34.685	10:03:50.613	55.886	48.186	66.2	10:05:34.685
2		2:51.854	1:08.590	53.503	49.761	96.6	10:08:26.539
3		2:36.741	1:09.738	48.450	38.553	102.6	10:11:03.280
4		2:14.956	51.706	45.590	37.660	164.3	10:13:18.236
5		2:32.831	P 54.874	48.627	49.330	158.3	10:15:51.067
6		7:26.493	6:00.532	47.031	38.930	62.0	10:23:17.560
7		2:22.314	55.117	49.039	38.158	146.7	10:25:39.874
8		2:19.350	54.778	45.699	38.873	162.4	10:27:59.224
9		2:28.071	P 52.328	46.260	49.483	168.7	10:30:27.295
10		6:32.373	5:08.877	47.075	36.421	70.6	10:36:59.668
11		2:05.643	48.372	42.202	35.069	176.7	10:39:05.311
12		2:04.679	47.965	41.986	34.728	175.8	10:41:09.990
13		2:40.685	P 56.446	55.558	48.681	137.2	10:43:50.675

15 — BOYACA SAXO — SAXO

SAXO — VSR MOTORSPORT

Vta.	D	Tiempo	Sector 1	Sector 2	Sector 3	V. Max.	Elapsed
1		10:03:58.051	10:02:37.095	44.847	36.109	82.2	10:03:58.051
2		2:08.963	49.521	43.843	35.599	165.6	10:06:07.014
3		2:07.378	48.675	43.293	35.410	167.9	10:08:14.392
4		2:17.376	P 49.392	43.461	44.523	167.1	10:10:31.768
5		7:31.826	6:04.766	47.922	39.138	60.0	10:18:03.594
6		2:28.958	P 52.215	47.928	48.815	158.5	10:20:32.552
7		5:08.661	3:44.538	46.097	38.026	65.5	10:25:41.213
8		2:14.160	52.543	44.858	36.759	160.2	10:27:55.373
9		2:12.095	50.910	44.429	36.756	169.0	10:30:07.468
10		2:09.896	49.698	44.014	36.184	168.4	10:32:17.364
11		2:08.630	49.136	43.478	36.016	170.6	10:34:25.994
12		2:35.814	P 53.431	51.692	50.691	155.8	10:37:01.808

16 — SAAB ENDURANCE RACING SOCIETY — SAAB 900I

2 — ESCUDERIA 1000 LAGOS

Vta.	D	Tiempo	Sector 1	Sector 2	Sector 3	V. Max.	Elapsed
1		10:13:02.551	10:11:22.019	58.832	41.700	60.6	10:13:02.551
2		2:25.161	58.479	46.794	39.888	139.3	10:15:27.712
3		2:14.540	52.757	44.486	37.297	160.4	10:17:42.252
4		2:15.050	52.479	44.931	37.640	162.4	10:19:57.302
5		2:49.252	P 56.715	55.369	57.168	171.7	10:22:46.554
6		7:08.927	P 4:47.761	52.637	1:28.529	53.2	10:29:55.481
7		8:06.216	6:39.875	46.594	39.747	75.0	10:38:01.697
8		2:15.870	52.110	46.078	37.682	150.6	10:40:17.567
9		2:26.558	P 51.845	46.752	47.961	147.3	10:42:44.125
10		6:10.220	3:58.975	46.933	1:24.312	69.0	10:48:54.345
11		2:38.998	1:03.295	54.696	41.007	127.3	10:51:33.343
12		2:31.667	57.490	51.418	42.759	147.9	10:54:05.010
13		2:31.636	58.236	50.114	43.286	128.8	10:56:36.646
14		2:20.096	57.398	44.701	37.997	145.7	10:58:56.742
15		2:24.532	P 52.452	44.390	47.690	162.1	11:01:21.274

17 — EMAN EGURRE — BMW 325I

3 — EMAN EGURRE

Vta.	D	Tiempo	Sector 1	Sector 2	Sector 3	V. Max.	Elapsed
1		10:03:45.714	10:01:58.761	1:01.394	45.559	62.5	10:03:45.714
2		2:27.680	59.030	50.160	38.490	118.4	10:06:13.394
3		2:13.647	51.524	45.550	36.573	172.5	10:08:27.041
4		2:12.629	50.730	46.002	35.897	164.6	10:10:39.670
5		2:35.246	P 49.768	46.006	59.472	172.8	10:13:14.916
6		6:12.310	4:53.237	43.494	35.579	88.1	10:19:27.226
7		2:05.312	48.008	42.339	34.965	191.4	10:21:32.538
8		2:07.461	49.241	42.889	35.331	193.5	10:23:39.999
9		2:05.196	47.834	42.395	34.967	184.9	10:25:45.195
10		2:03.858	47.476	41.632	34.750	192.1	10:27:49.053
11		2:04.812	47.743	42.147	34.922	191.4	10:29:53.865
12		2:14.352	P 47.709	43.515	43.128	176.1	10:32:08.217
13		4:54.192	3:33.435	44.364	36.393	76.4	10:37:02.409
14		2:09.695	49.449	44.424	35.822	183.0	10:39:12.104
15		2:07.205	49.240	42.369	35.596	182.1	10:41:19.309
16		2:07.169	48.322	43.315	35.532	187.5	10:43:26.478
17		2:05.873	48.561	42.151	35.161	180.0	10:45:32.351
18		2:33.998	P 49.777	46.456	57.765	169.0	10:48:06.349
19		6:48.559	5:14.553	51.390	42.616	81.2	10:54:54.908
20		2:22.461	53.607	47.683	41.171	159.2	10:57:17.369
21		2:20.639	52.675	48.673	39.291	166.4	10:59:38.008
22		2:19.640	51.842	48.262	39.536	173.6	11:01:57.648
23		2:58.057	P 57.407	47.253	1:13.397	144.1	11:04:55.705

18 — PURA PASION — AUDI TT

3 — VICENTE GABRIEL VALLES

Vta.	D	Tiempo	Sector 1	Sector 2	Sector 3	V. Max.	Elapsed
1		10:03:10.691	10:01:38.379	50.623	41.689	82.5	10:03:10.691
2		2:23.644	55.130	47.610	40.904	152.9	10:05:34.335
3		2:16.194	54.231	44.859	37.104	160.4	10:07:50.529
4		2:10.562	50.698	43.126	36.738	174.7	10:10:01.091
5		2:08.011	48.690	43.773	35.548	176.7	10:12:09.102
6		2:06.920	49.738	41.914	35.268	153.6	10:14:16.022
7		2:09.636	50.136	42.008	37.492	161.4	10:16:25.658
8		2:08.136	50.893	42.205	35.038	169.8	10:18:33.794
9		2:05.440	48.719	41.877	34.844	171.4	10:20:39.234
10		2:20.319	P 48.998	42.137	49.184	180.0	10:22:59.553
11		9:07.331	7:38.700	49.736	38.895	76.3	10:32:06.884
12		2:12.685	50.532	45.395	36.758	165.1	10:34:19.569
13		2:12.137	51.425	44.873	35.839	159.0	10:36:31.706
14		2:11.141	49.537	45.727	35.877	166.9	10:38:42.847
15		2:11.701	51.484	43.935	36.282	162.1	10:40:54.548
16		2:08.961	49.483	43.180	36.298	160.4	10:43:03.509
17		2:09.965	49.638	44.209	36.118	160.7	10:45:13.474
18		2:11.234	49.191	43.849	38.194	171.4	10:47:24.708
19		2:17.820	51.104	47.926	38.790	144.9	10:49:42.528
20		2:22.763	P 49.126	43.827	49.810	167.7	10:52:05.291

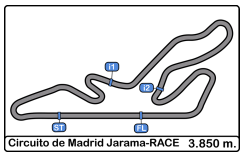

Circuito de Madrid Jarama - RACE
XI UV Endurance RACE Jarama
Entrenamiento Libre
Tiempos Por Vuelta

19 FERNANDO NAVARRETE — BMW 325I

3 — ULTIMA VUELTA

Vta.	D	Tiempo	Sector 1	Sector 2	Sector 3	V. Max.	Elapsed
1		10:02:45.818	10:01:26.860	44.000	34.958	88.7	10:02:45.818
2		2:03.111	47.474	41.714	33.923	161.4	10:04:48.929
3		1:58.802	46.795	39.375	32.632	168.7	10:06:47.731
4		1:59.725	45.925	39.894	33.906	182.7	10:08:47.456
5		1:57.641	45.673	39.265	32.703	171.7	10:10:45.097
6		1:59.987	45.075	41.781	33.131	180.6	10:12:45.084
7		1:56.513	45.113	38.985	32.415	192.8	10:14:41.597
8		2:29.398	50.683	51.723	46.992	184.9	10:17:10.995
9		5:15.898	3:46.447	49.657	39.794	76.8	10:22:26.893
10		2:19.913	53.368	46.645	39.900	147.1	10:24:46.806
11		2:11.428	51.375	44.019	36.034	166.1	10:26:58.234
12		2:07.428	48.525	42.529	36.374	172.2	10:29:05.662
13		2:08.147	48.902	42.757	36.488	170.3	10:31:13.809
14		2:05.941	48.110	42.647	35.184	169.5	10:33:19.750
15		2:06.668	47.839	43.128	35.701	172.2	10:35:26.418
16		2:04.797	48.074	41.871	34.852	166.6	10:37:31.215
17		2:04.353	47.514	41.832	35.007	176.4	10:39:35.568
18		2:24.711	1:04.999	43.961	35.751	175.8	10:42:00.279
19		2:06.777	49.417	42.052	35.308	158.8	10:44:07.056
20		2:07.668	50.478	42.114	35.076	164.8	10:46:14.724
21		2:07.375	47.911	42.427	37.037	169.2	10:48:22.099
22		2:43.125	57.307	56.606	49.212	158.1	10:51:05.224
23		4:42.269	3:20.587	39.391	42.291	91.4	10:55:47.493
24		1:55.030	44.189	38.919	31.922	198.8	10:57:42.523
25		1:55.392	44.206	39.038	32.148	199.6	10:59:37.915
26		1:54.586	44.200	38.339	32.047	201.4	11:01:32.501

20 EFICAR TEAM SAXO — SAXO

SAXO — EFICAR TEAM

Vta.	D	Tiempo	Sector 1	Sector 2	Sector 3	V. Max.	Elapsed
1		10:15:07.615	10:13:33.638	54.452	39.525	56.8	10:15:07.615
2		2:25.706	58.011	49.136	38.559	116.7	10:17:33.321
3		2:12.255	51.846	44.273	36.136	151.8	10:19:45.576
4		2:08.718	49.484	43.291	35.943	169.0	10:21:54.294
5		2:19.434	P 49.530	45.024	44.880	167.9	10:24:13.728
6		10:19.921	P 3:25.022	44.539	6:10.360	75.7	10:34:33.649

21 DHR — NISSAN SUNY

2 — ULTIMA VUELTA

Vta.	D	Tiempo	Sector 1	Sector 2	Sector 3	V. Max.	Elapsed
1		10:02:37.388	10:01:15.804	45.674	35.910	71.2	10:02:37.388
2		2:09.965	50.270	44.826	34.869	137.2	10:04:47.353
3		2:17.770	P 49.476	42.373	45.921	169.5	10:07:05.123
4		6:44.360	5:21.281	46.091	36.988	86.2	10:13:49.483
5		2:09.415	50.231	43.784	35.400	150.4	10:15:58.898
6		2:09.054	49.616	44.564	34.874	165.6	10:18:07.952
7		2:16.306	49.040	47.768	39.498	181.2	10:20:24.258
8		2:08.423	49.753	43.290	35.380	165.8	10:22:32.681
9		2:09.750	48.891	46.002	34.857	176.4	10:24:42.431
10		2:03.694	47.961	41.615	34.118	160.0	10:26:46.125
11		2:25.284	P 47.221	45.694	52.369	178.8	10:29:11.409
12		6:19.278	4:48.683	50.327	40.268	68.7	10:35:30.687
13		2:17.544	53.387	47.299	36.858	147.3	10:37:48.231
14		2:11.877	50.772	45.091	36.014	164.6	10:40:00.108
15		2:09.627	49.619	44.595	35.413	173.9	10:42:09.735
16		2:07.714	49.043	43.439	35.232	177.0	10:44:17.449
17		2:07.816	49.827	42.848	35.141	158.5	10:46:25.265
18		2:10.453	48.053	44.491	37.909	177.6	10:48:35.718
19		2:06.316	49.351	42.608	34.357	174.1	10:50:42.034
20		2:04.769	48.275	42.092	34.402	183.0	10:52:46.803
21		2:06.003	47.758	42.270	35.975	182.7	10:54:52.806
22		2:07.394	49.079	42.596	35.719	174.7	10:57:00.200
23		4:27.973	P 49.259	42.777	2:55.937	153.6	11:01:28.173

22 TECSPORT - OLIMPIA — V. GOLF

2 — ULTIMA VUELTA

Vta.	D	Tiempo	Sector 1	Sector 2	Sector 3	V. Max.	Elapsed
1		10:03:35.943	10:01:39.353	1:08.545	48.045	70.3	10:03:35.943
2		2:29.212	1:02.678	47.126	39.408	87.2	10:06:05.155
3		2:10.352	53.020	42.095	35.237	120.6	10:08:15.507
4		2:02.806	47.754	40.959	34.093	185.8	10:10:18.313
5		2:02.722	47.328	41.259	34.135	182.1	10:12:21.035
6		2:00.642	46.485	40.492	33.665	186.8	10:14:21.677
7		2:15.648	P 47.073	40.792	47.783	180.0	10:16:37.325
8		12:54.155	11:13.782	54.462	45.911	73.5	10:29:31.480
9		2:36.125	1:02.227	51.486	42.412	102.6	10:32:07.605
10		2:12.822	51.389	45.845	35.588	152.5	10:34:20.427
11		2:15.845	53.595	45.386	36.864	145.9	10:36:36.272
12		2:14.462	54.437	44.922	35.103	119.7	10:38:50.734
13		2:04.102	48.250	41.131	34.721	166.6	10:40:54.836
14		2:02.317	47.254	40.937	34.126	180.9	10:42:57.153
15		2:23.610	P 52.542	45.663	45.405	131.8	10:45:20.763
16		5:14.765	3:56.273	42.548	35.944	85.3	10:50:35.528
17		2:07.765	50.410	41.873	35.482	180.6	10:52:43.293
18		2:04.563	48.080	41.684	34.799	182.1	10:54:47.856
19		2:03.616	47.470	41.183	34.963	188.8	10:56:51.472
20		2:05.808	48.365	41.215	36.228	176.7	10:58:57.280
21		2:03.958	47.887	41.355	34.716	175.3	11:01:01.238
22		2:55.048	P 54.692	57.341	1:03.015	148.3	11:03:56.286

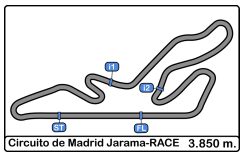

Circuito de Madrid Jarama - RACE

XI UV Endurance RACE Jarama

Entrenamiento Libre

Tiempos Por Vuelta

23 RIGA SAXO — SAXO

SAXO — RASANTE SPORT

Vta.	D	Tiempo	Sector 1	Sector 2	Sector 3	V. Max.	Elapsed
1		10:06:29.206	10:04:57.379	50.845	40.982	73.8	10:06:29.206
2		2:22.270	55.388	48.550	38.332	130.1	10:08:51.476
3		2:10.631	50.423	43.580	36.628	169.5	10:11:02.107
4		2:08.092	48.980	43.461	35.651	172.2	10:13:10.199
5		2:07.626	48.692	43.143	35.791	173.6	10:15:17.825
6		2:08.466	49.419	43.378	35.669	173.0	10:17:26.291
7		2:20.920	P 48.940	47.068	44.912	172.5	10:19:47.211
8		6:15.254	4:51.548	46.727	36.979	63.2	10:26:02.465
9		2:08.422	49.376	43.003	36.043	165.8	10:28:10.887
10		2:06.910	48.530	42.954	35.426	172.8	10:30:17.797
11		2:06.752	48.258	43.000	35.494	172.5	10:32:24.549
12		2:08.002	48.442	43.555	36.005	173.6	10:34:32.551
13		2:22.964	P 49.197	45.203	48.564	169.5	10:36:55.515
14		7:50.946	6:31.054	43.942	35.950	84.7	10:44:46.461
15		2:08.416	49.006	43.551	35.859	170.6	10:46:54.877
16		2:09.831	49.146	44.424	36.261	171.9	10:49:04.708
17		2:09.013	49.007	43.830	36.176	171.9	10:51:13.721
18		2:14.078	48.770	49.101	36.207	172.2	10:53:27.799
19		2:08.161	48.835	43.502	35.824	171.4	10:55:35.960
20		2:09.098	48.930	43.628	36.540	172.5	10:57:45.058
21		2:09.097	49.289	43.995	35.813	172.5	10:59:54.155
22		2:21.767	P 48.872	43.747	49.148	172.5	11:02:15.922

24 M BOSS RACING — V. GOLF

2 — ESCUDERIA 1000 LAGOS

Vta.	D	Tiempo	Sector 1	Sector 2	Sector 3	V. Max.	Elapsed
1		10:02:41.570	P 10:01:06.934	44.018	50.618	59.3	10:02:41.570
2		2:32.774	1:12.605	45.271	34.898	86.9	10:05:14.344
3		2:02.850	47.660	41.035	34.155	189.1	10:07:17.194
4		2:01.780	46.559	41.040	34.181	183.3	10:09:18.974
5		2:01.936	46.874	40.602	34.460	185.8	10:11:20.910
6		2:19.321	P 48.904	42.053	48.364	168.4	10:13:40.231
7		5:51.083	4:31.774	43.740	35.569	90.6	10:19:31.314
8		2:07.442	49.105	43.264	35.073	171.9	10:21:38.756
9		2:05.415	48.165	42.448	34.802	167.7	10:23:44.171
10		2:06.784	48.918	42.770	35.096	162.1	10:25:50.955
11		2:05.832	48.587	42.324	34.921	164.1	10:27:56.787
12		2:19.996	P 48.685	42.653	48.658	172.2	10:30:16.783
13		5:54.128	4:36.603	42.593	34.932	91.8	10:36:10.911
14		2:05.977	48.095	42.707	35.175	173.6	10:38:16.888
15		2:06.740	48.782	42.700	35.258	182.7	10:40:23.628
16		2:06.710	48.084	43.339	35.287	175.6	10:42:30.338
17		2:23.336	P 49.240	44.659	49.437	169.5	10:44:53.674
18		6:15.727	4:58.642	41.833	35.252	93.3	10:51:09.401
19		2:02.576	47.228	41.229	34.119	181.2	10:53:11.977
20		2:01.127	46.595	40.719	33.813	182.7	10:55:13.104
21		2:11.357	P 46.219	40.814	44.324	184.6	10:57:24.461

25 AMAZON SPORT — V. GOLF

2 — AECD

Vta.	D	Tiempo	Sector 1	Sector 2	Sector 3	V. Max.	Elapsed
1		10:14:08.659	10:12:27.814	56.301	44.544	68.0	10:14:08.659
2		2:38.199	1:05.817	51.062	41.320	112.3	10:16:46.858
3		2:38.897	P 57.064	49.574	52.259	143.4	10:19:25.755
4		6:30.763	4:57.973	51.268	41.522	70.5	10:25:56.518
5		2:23.360	54.111	49.506	39.743	148.3	10:28:19.878
6		2:53.283	P 52.442	48.054	1:12.787	150.4	10:31:13.161
7		6:01.947	4:32.691	49.328	39.928	79.8	10:37:15.108
8		2:20.838	54.373	47.282	39.183	153.6	10:39:35.946
9		2:19.266	52.285	48.425	38.556	158.8	10:41:55.212
10		2:18.703	52.979	47.409	38.315	137.2	10:44:13.915
11		5:25.311	P 57.001	48.041	3:40.269	129.4	10:49:39.226

43 IMARTI MOTORSPORT — HONDA CIVIC

1 — ESCUDERIA CERRO NEGRO

Vta.	D	Tiempo	Sector 1	Sector 2	Sector 3	V. Max.	Elapsed
1		10:07:42.470	10:06:04.473	58.647	39.350	54.0	10:07:42.470
2		2:13.236	51.587	45.031	36.618	152.3	10:09:55.706
3		2:09.087	49.964	43.298	35.825	167.4	10:12:04.793
4		2:04.298	47.886	41.925	34.487	172.8	10:14:09.091
5		2:23.287	P 47.510	47.021	48.756	176.7	10:16:32.378
6		6:12.009	4:44.532	47.882	39.595	68.9	10:22:44.387
7		2:15.921	52.806	45.769	37.346	151.6	10:25:00.308
8		2:11.307	50.335	44.396	36.576	165.8	10:27:11.615
9		2:13.279	50.311	44.647	38.321	165.3	10:29:24.894
10		2:11.132	50.428	43.733	36.971	162.6	10:31:36.026
11		2:17.927	P 48.623	43.159	46.145	173.6	10:33:53.953
12		4:36.769	3:16.102	44.379	36.288	83.3	10:38:30.722
13		2:08.224	48.883	43.245	36.096	170.0	10:40:38.946
14		2:25.138	P 49.043	42.815	53.280	171.1	10:43:04.084
15		5:06.306	3:47.092	43.214	36.000	84.9	10:48:10.390
16		2:06.485	48.337	43.060	35.088	173.9	10:50:16.875
17		2:05.126	48.015	42.395	34.716	176.1	10:52:22.001
18		2:05.089	47.531	42.507	35.051	179.1	10:54:27.090
19		2:28.951	P 50.866	47.580	50.505	167.4	10:56:56.041

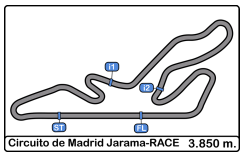

Circuito de Madrid Jarama - RACE

XI UV Endurance RACE Jarama

Entrenamiento Libre

Tiempos Por Vuelta

51 AUTOCODE TORREJON — SAXO

SAXO — ESCUDERIA CENTRO

Vta.	D	Tiempo	Sector 1	Sector 2	Sector 3	V. Max.	Elapsed
1		10:07:40.530	10:06:10.034	48.733	41.763	76.1	10:07:40.530
2		2:10.117	49.913	44.204	36.000	165.6	10:09:50.647
3		2:09.904	49.594	44.191	36.119	167.7	10:12:00.551
4		2:09.362	49.040	43.801	36.521	168.7	10:14:09.913
5		2:46.052	P 57.998	54.663	53.391	130.4	10:16:55.965
6		14:45.645	13:22.648	45.663	37.334	71.8	10:31:41.610
7		2:11.873	50.281	44.803	36.789	168.7	10:33:53.483
8		2:23.665	P 50.049	45.783	47.833	168.2	10:36:17.148
9		3:29.976	2:08.555	44.295	37.126	89.1	10:39:47.124
10		2:13.456	51.513	44.153	37.790	168.4	10:42:00.580
11		2:22.708	P 50.748	45.841	46.119	165.1	10:44:23.288
12		5:20.522	3:55.739	46.375	38.408	58.5	10:49:43.810
13		2:11.067	49.739	44.796	36.532	170.8	10:51:54.877
14		2:11.541	50.095	44.900	36.546	167.7	10:54:06.418
15		2:12.384	49.705	46.048	36.631	169.5	10:56:18.802
16		2:10.526	49.526	44.454	36.546	169.5	10:58:29.328
17		2:09.630	49.469	44.120	36.041	168.7	11:00:38.958
18		2:50.243	P 57.305	57.723	55.215	130.9	11:03:29.201

79 DE AUGUSTO CARRERAS — BMW 325I

3 — C.D. QUINTANO SPORT

Vta.	D	Tiempo	Sector 1	Sector 2	Sector 3	V. Max.	Elapsed
1		10:03:46.312	10:02:07.748	55.221	43.343	72.5	10:03:46.312
2		2:16.206	54.783	45.349	36.074	128.8	10:06:02.518
3		2:05.971	47.602	42.993	35.376	175.3	10:08:08.489
4		2:04.147	47.310	41.713	35.124	189.8	10:10:12.636
5		2:25.171	P 48.765	45.957	50.449	183.3	10:12:37.807
6		5:05.787	3:45.326	44.218	36.243	81.9	10:17:43.594
7		2:07.861	49.435	42.579	35.847	173.3	10:19:51.455
8		2:06.030	47.563	43.075	35.392	184.3	10:21:57.485
9		2:04.575	47.324	42.407	34.844	186.5	10:24:02.060
10		2:49.186	P 54.653	58.912	55.621	162.6	10:26:51.246

93 GPLOIL-CKC — SUZUKI SWIFT

1 — ATKMOTORSPORT MADRID

Vta.	D	Tiempo	Sector 1	Sector 2	Sector 3	V. Max.	Elapsed
1		10:13:53.699	10:12:28.229	48.052	37.418	80.3	10:13:53.699
2		2:13.015	50.750	45.736	36.529	145.9	10:16:06.714
3		2:10.554	49.561	45.320	35.673	166.4	10:18:17.268
4		2:08.174	48.642	43.925	35.607	172.8	10:20:25.442
5		2:09.004	49.308	43.802	35.894	165.3	10:22:34.446
6		2:11.222	48.660	45.226	37.336	174.4	10:24:45.668
7		2:08.363	49.100	43.266	35.997	168.4	10:26:54.031
8		5:21.531	P 49.887	44.263	3:47.381	171.4	10:32:15.562
9		9:26.779	8:04.497	45.153	37.129	72.8	10:41:42.341
10		2:11.113	50.551	44.353	36.209	168.7	10:43:53.454
11		2:09.444	49.575	43.499	36.370	170.6	10:46:02.898
12		2:11.384	50.096	44.253	37.035	170.0	10:48:14.282
13		2:09.447	49.593	43.617	36.237	171.4	10:50:23.729
14		2:08.699	49.621	43.199	35.879	171.4	10:52:32.428
15		2:08.813	49.345	43.670	35.798	172.5	10:54:41.241
16		2:10.375	49.188	45.082	36.105	172.2	10:56:51.616
17		2:11.428	50.308	43.263	37.857	167.4	10:59:03.044
18		2:10.721	50.445	43.931	36.345	155.6	11:01:13.765
19		2:47.532	P 58.127	47.873	1:01.532	129.3	11:04:01.297

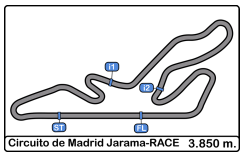

Circuito de Madrid Jarama - RACE
XI UV Endurance RACE Jarama
Entrenamiento Libre
Mejores Sectores

	Sector - 1			Sector - 2			Sector - 3			Vuelta Ideal vs Mejor Vuelta					
Clas	Nº	Equipo	Tiempo	Nº	Equipo	Tiempo	Nº	Equipo	Tiempo	Clas	Nº	Equipo	Vta. Ideal	Mejor Vta.	Clas
1	2	BOYACA SPORT TEAM	44.105	6	GLOBAL CAR ADVISOR	38.072	2	BOYACA SPORT TEAM	31.819	1	2	BOYACA SPORT TEAM	1:54.070	1:54.250	1
2	19	FERNANDO NAVARRETE	44.189	2	BOYACA SPORT TEAM	38.146	19	FERNANDO NAVARRETE	31.922	2	6	GLOBAL CAR ADVISOR	1:54.403	1:54.403	2
3	6	GLOBAL CAR ADVISOR	44.350	19	FERNANDO NAVARRETE	38.339	6	GLOBAL CAR ADVISOR	31.981	3	19	FERNANDO NAVARRETE	1:54.450	1:54.586	3
4	7	JDM MOTOR 2	45.295	13	ASAP RACING	39.694	7	JDM MOTOR 2	33.140	4	7	JDM MOTOR 2	1:58.401	1:58.680	4
5	1	RRO RACING	45.585	7	JDM MOTOR 2	39.966	12	4 TEAM	33.233	5	12	4 TEAM	1:58.941	1:59.452	5
6	12	4 TEAM	45.644	12	4 TEAM	40.064	1	RRO RACING	33.331	6	1	RRO RACING	1:59.113	2:00.291	7
7	24	M BOSS RACING	46.219	1	RRO RACING	40.197	13	ASAP RACING	33.357	7	13	ASAP RACING	1:59.277	1:59.615	6
8	13	ASAP RACING	46.226	22	TECSPORT - OLIMPIA	40.492	22	TECSPORT - OLIMPIA	33.665	8	24	M BOSS RACING	2:00.634	2:01.127	9
9	22	TECSPORT - OLIMPIA	46.485	24	M BOSS RACING	40.602	24	M BOSS RACING	33.813	9	22	TECSPORT - OLIMPIA	2:00.642	2:00.642	8
10	8	JDM MOTOR 1	46.700	8	JDM MOTOR 1	41.202	5	NO BRAIN TEAM	33.820	10	8	JDM MOTOR 1	2:01.968	2:02.639	10
11	21	DHR	47.221	5	NO BRAIN TEAM	41.402	8	JDM MOTOR 1	34.066	11	5	NO BRAIN TEAM	2:02.946	2:02.946	11
12	79	DE AUGUSTO CARRERAS	47.310	21	DHR	41.615	21	DHR	34.118	12	21	DHR	2:02.954	2:03.694	12
13	17	EMAN EGURRE	47.476	17	EMAN EGURRE	41.632	4	M&M RACING TEAM	34.283	13	4	M&M RACING TEAM	2:03.617	2:03.906	14
14	43	IMARTI MOTORSPORT	47.510	4	M&M RACING TEAM	41.697	43	IMARTI MOTORSPORT	34.487	14	17	EMAN EGURRE	2:03.858	2:03.858	13
15	11	RR2 MOTORSPORT	47.540	79	DE AUGUSTO CARRERAS	41.713	14	E-PERFORMANCE	34.728	15	79	DE AUGUSTO CARRERAS	2:03.867	2:04.147	15
16	4	M&M RACING TEAM	47.637	9	PUNTAL PRODUCTIONS	41.845	17	EMAN EGURRE	34.750	16	43	IMARTI MOTORSPORT	2:03.922	2:04.298	16
17	5	NO BRAIN TEAM	47.724	18	PURA PASION	41.877	79	DE AUGUSTO CARRERAS	34.844	17	11	RR2 MOTORSPORT	2:04.503	2:05.306	18
18	14	E-PERFORMANCE	47.965	43	IMARTI MOTORSPORT	41.925	18	PURA PASION	34.844	18	14	E-PERFORMANCE	2:04.679	2:04.679	17
19	3	COIMBRA SAYAGO	48.000	11	RR2 MOTORSPORT	41.986	11	RR2 MOTORSPORT	34.977	19	18	PURA PASION	2:05.411	2:05.440	19
20	23	RIGA SAXO	48.258	14	E-PERFORMANCE	41.986	3	COIMBRA SAYAGO	35.318	20	3	COIMBRA SAYAGO	2:06.149	2:06.565	20
21	9	PUNTAL PRODUCTIONS	48.307	10	PRIMERA TEAM	42.829	10	PRIMERA TEAM	35.335	21	23	RIGA SAXO	2:06.638	2:06.752	21
22	93	GPLOIL-CKC	48.642	3	COIMBRA SAYAGO	42.831	15	BOYACA SAXO	35.410	22	9	PUNTAL PRODUCTIONS	2:06.997	2:11.447	27
23	15	BOYACA SAXO	48.675	23	RIGA SAXO	42.954	23	RIGA SAXO	35.426	23	10	PRIMERA TEAM	2:07.146	2:07.308	22
24	18	PURA PASION	48.690	93	GPLOIL-CKC	43.199	93	GPLOIL-CKC	35.607	24	15	BOYACA SAXO	2:07.378	2:07.378	23
25	10	PRIMERA TEAM	48.982	20	EFICAR TEAM SAXO	43.291	20	EFICAR TEAM SAXO	35.943	25	93	GPLOIL-CKC	2:07.448	2:08.174	24
26	51	AUTOCODE TORREJON	49.040	15	BOYACA SAXO	43.293	51	AUTOCODE TORREJON	36.000	26	20	EFICAR TEAM SAXO	2:08.718	2:08.718	25
27	20	EFICAR TEAM SAXO	49.484	51	AUTOCODE TORREJON	43.801	9	PUNTAL PRODUCTIONS	36.845	27	51	AUTOCODE TORREJON	2:08.841	2:09.362	26
28	16	SAAB ENDURANCE RACING SOCIETY	51.845	16	SAAB ENDURANCE RACING SOCIETY	44.390	16	SAAB ENDURANCE RACING SOCIETY	37.297	28	16	SAAB ENDURANCE RACING SOCIETY	2:13.532	2:14.540	28
29	25	AMAZON SPORT	52.285	25	AMAZON SPORT	47.282	25	AMAZON SPORT	38.315	29	25	AMAZON SPORT	2:17.882	2:18.703	29

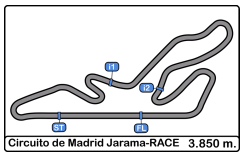

Circuito de Madrid Jarama - RACE

XI UV Endurance RACE Jarama

Entrenamiento Libre

5 Mejores Tiempos

						Mejor 1		Mejor 2		Mejor 3		Mejor 4		Mejor 5	
Clas	**Nº**	**Equipo**	**Concursante**	**Vehiculo**	**Cat**	**Tiempo**	**Vta.**	**Tiempo**	**Vta.**	**Tiempo**	**Vta.**	**Tiempo**	**Vta.**	**Tiempo**	**Vta.**
1	**2**	BOYACA SPORT TEAM	VSR MOTORSPORT	BMW 325	3	**1:54.250**	12	1:56.752	3	1:57.058	8	1:57.218	9	1:59.143	7
2	**6**	GLOBAL CAR ADVISOR	ULTIMA VUELTA	BMW 325	3	**1:54.403**	7	1:55.632	13	1:55.691	5	1:55.890	6	1:56.026	4
3	**19**	FERNANDO NAVARRETE	ULTIMA VUELTA	BMW 325I	3	**1:54.586**	26	1:55.030	24	1:55.392	25	1:56.513	7	1:57.641	5
4	**7**	JDM MOTOR 2	ULTIMA VUELTA	BMW E36	3	**1:58.680**	8	1:59.035	3	2:02.949	7	2:03.860	2	2:15.624	12
5	**12**	4 TEAM	JORGE RAMIREZ FERNANDEZ	BMW 318	2	**1:59.452**	21	1:59.619	20	1:59.629	12	1:59.645	5	1:59.905	19
6	**13**	ASAP RACING	ANDRES SANCHEZ PEREZ	HONDA CIVIC	1	**1:59.615**	12	1:59.654	11	2:00.034	10	2:02.484	5	2:02.558	6
7	**1**	RRO RACING	VSR MOTORSPORT	BMW 325	3	**2:00.291**	12	2:00.369	13	2:00.878	4	2:00.998	3	2:01.182	5
8	**22**	TECSPORT - OLIMPIA	ULTIMA VUELTA	V. GOLF	2	**2:00.642**	6	2:02.317	14	2:02.722	5	2:02.806	4	2:03.616	19
9	**24**	M BOSS RACING	ESCUDERIA 1000 LAGOS	V. GOLF	2	**2:01.127**	20	2:01.780	4	2:01.936	5	2:02.576	19	2:02.850	3
10	**8**	JDM MOTOR 1	ULTIMA VUELTA	BMW 325	3	**2:02.639**	8	2:03.494	7	2:03.548	17	2:03.864	15	2:04.318	9
11	**5**	NO BRAIN TEAM	ULTIMA VUELTA	BMW 325	3	**2:02.946**	3	2:06.214	2	2:22.310	4				
12	**21**	DHR	ULTIMA VUELTA	NISSAN SUNY	2	**2:03.694**	10	2:04.769	20	2:06.003	21	2:06.316	19	2:07.394	22
13	**17**	EMAN EGURRE	EMAN EGURRE	BMW 325I	3	**2:03.858**	10	2:04.812	11	2:05.196	9	2:05.312	7	2:05.873	17
14	**4**	M&M RACING TEAM	ESCUDERIA CENTRO	BMW 325	3	**2:03.906**	7	2:04.716	6	2:20.095	3	2:20.797	8	2:27.684	4
15	**79**	DE AUGUSTO CARRERAS	C.D. QUINTANO SPORT	BMW 325I	3	**2:04.147**	4	2:04.575	9	2:05.971	3	2:06.030	8	2:07.861	7
16	**43**	IMARTI MOTORSPORT	ESCUDERIA CERRO NEGRO	HONDA CIVIC	1	**2:04.298**	4	2:05.089	18	2:05.126	17	2:06.485	16	2:08.224	13
17	**14**	E-PERFORMANCE	ULTIMA VUELTA	HONDA CIVIC	1	**2:04.679**	12	2:05.643	11	2:14.956	4	2:19.350	8	2:22.314	7
18	**11**	RR2 MOTORSPORT	ESCUDERIA MEDITERRANEO DE ALICANTE	V. GOLF	2	**2:05.306**	14	2:06.356	13	2:07.344	18	2:08.413	9	2:09.911	10
19	**18**	PURA PASION	VICENTE GABRIEL VALLES	AUDI TT	3	**2:05.440**	9	2:06.920	6	2:08.011	5	2:08.136	8	2:08.961	16
20	**3**	COIMBRA SAYAGO	ULTIMA VUELTA	SAXO	SAXO	**2:06.565**	19	2:06.806	9	2:07.300	18	2:07.314	8	2:08.341	4
21	**23**	RIGA SAXO	RASANTE SPORT	SAXO	SAXO	**2:06.752**	11	2:06.910	10	2:07.626	5	2:08.002	12	2:08.092	4
22	**10**	PRIMERA TEAM	EFICAR TEAM	NISSAN PRIMERA	2	**2:07.308**	13	2:08.531	12	2:08.661	14	2:08.678	9	2:08.828	11
23	**15**	BOYACA SAXO	VSR MOTORSPORT	SAXO	SAXO	**2:07.378**	3	2:08.630	11	2:08.963	2	2:09.896	10	2:12.095	9
24	**93**	GPLOIL-CKC	ATKMOTORSPORT MADRID	SUZUKI SWIFT	1	**2:08.174**	4	2:08.363	7	2:08.699	14	2:08.813	15	2:09.004	5
25	**20**	EFICAR TEAM SAXO	EFICAR TEAM	SAXO	SAXO	**2:08.718**	4	2:12.255	3	2:19.434	5	2:25.706	2	10:19.92	6
26	**51**	AUTOCODE TORREJON	ESCUDERIA CENTRO	SAXO	SAXO	**2:09.362**	4	2:09.630	17	2:09.904	3	2:10.117	2	2:10.526	16
27	**9**	PUNTAL PRODUCTIONS	MADRID HISTORICOS	BMW 325I	3	**2:11.447**	11	2:22.230	3	2:29.015	2	2:37.369	6	2:37.766	4
28	**16**	SAAB ENDURANCE RACING SOCIETY	ESCUDERIA 1000 LAGOS	SAAB 900I	2	**2:14.540**	3	2:15.050	4	2:15.870	8	2:20.096	14	2:24.532	15
29	**25**	AMAZON SPORT	AECD	V. GOLF	2	**2:18.703**	10	2:19.266	9	2:20.838	8	2:23.360	5	2:38.199	2

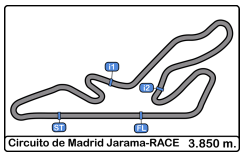

Circuito de Madrid Jarama - RACE

XI UV Endurance RACE Jarama

Entrenamiento Libre

5 Mejores Velocidades

						Máxima 1		Máxima 2		Máxima 3		Máxima 4		Máxima 5		
Clas	**Nº**	**Equipo**	**Concursante**	**Vehiculo**	**Cat**	**Km/h**	**Vta.**	**Km/h**	**Vta.**	**Km/h**	**Vta.**	**Km/h**	**Vta.**	**Km/h**	**Vta.**	**Media**
1	**19**	FERNANDO NAVARRETE	ULTIMA VUELTA	BMW 325I	3	**201.4**	26	199.6	25	198.8	24	192.8	7	184.9	8	195.5
2	**7**	JDM MOTOR 2	ULTIMA VUELTA	BMW E36	3	**194.9**	3	190.8	8	190.1	9	189.4	12	182.1	4	189.4
3	**12**	4 TEAM	JORGE RAMIREZ FERNANDEZ	BMW 318	2	**194.5**	19	193.8	17	193.8	21	191.4	5	191.1	13	193.0
4	**6**	GLOBAL CAR ADVISOR	ULTIMA VUELTA	BMW 325	3	**193.8**	13	188.4	11	188.1	5	188.1	7	188.1	14	189.3
5	**13**	ASAP RACING	ANDRES SANCHEZ PEREZ	HONDA CIVIC	1	**193.8**	7	193.2	6	190.4	12	182.7	5	181.5	10	188.3
6	**2**	BOYACA SPORT TEAM	VSR MOTORSPORT	BMW 325	3	**193.5**	12	192.1	7	184.6	10	182.4	13	178.5	3	186.2
7	**17**	EMAN EGURRE	EMAN EGURRE	BMW 325I	3	**193.5**	8	192.1	10	191.4	7	191.4	11	187.5	16	191.2
8	**8**	JDM MOTOR 1	ULTIMA VUELTA	BMW 325	3	**193.2**	17	191.8	14	189.1	15	188.8	8	186.5	9	189.9
9	**79**	DE AUGUSTO CARRERAS	C.D. QUINTANO SPORT	BMW 325I	3	**189.8**	4	186.5	9	184.3	8	183.3	5	175.3	3	183.8
10	**24**	M BOSS RACING	ESCUDERIA 1000 LAGOS	V. GOLF	2	**189.1**	3	185.8	5	184.6	21	183.3	4	182.7	15	185.1
11	**22**	TECSPORT - OLIMPIA	ULTIMA VUELTA	V. GOLF	2	**188.8**	19	186.8	6	185.8	4	182.1	5	182.1	18	185.1
12	**11**	RR2 MOTORSPORT	ESCUDERIA MEDITERRANEO DE ALICANTE	V. GOLF	2	**185.5**	15	182.4	19	180.3	14	180.0	13	180.0	18	181.6
13	**21**	DHR	ULTIMA VUELTA	NISSAN SUNY	2	**183.0**	20	182.7	21	181.2	7	178.8	11	177.6	18	180.6
14	**1**	RRO RACING	VSR MOTORSPORT	BMW 325	3	**180.6**	4	177.6	8	176.4	14	174.4	6	170.6	3	175.9
15	**18**	PURA PASION	VICENTE GABRIEL VALLES	AUDI TT	3	**180.0**	10	176.7	5	174.7	4	171.4	9	171.4	18	174.8
16	**43**	IMARTI MOTORSPORT	ESCUDERIA CERRO NEGRO	HONDA CIVIC	1	**179.1**	18	176.7	5	176.1	17	173.9	16	173.6	11	175.9
17	**4**	M&M RACING TEAM	ESCUDERIA CENTRO	BMW 325	3	**177.0**	8	173.0	4	159.0	7	155.1	6	121.8	3	157.2
18	**14**	E-PERFORMANCE	ULTIMA VUELTA	HONDA CIVIC	1	**176.7**	11	175.8	12	168.7	9	164.3	4	162.4	8	169.6
19	**5**	NO BRAIN TEAM	ULTIMA VUELTA	BMW 325	3	**175.8**	3	164.1	2	157.6	4	76.0	1			143.4
20	**93**	GPLOIL-CKC	ATKMOTORSPORT MADRID	SUZUKI SWIFT	1	**174.4**	6	172.8	4	172.5	15	172.2	16	171.4	8	172.6
21	**3**	COIMBRA SAYAGO	ULTIMA VUELTA	SAXO	SAXO	**173.6**	9	173.6	14	173.6	19	173.3	17	172.8	18	173.4
22	**23**	RIGA SAXO	RASANTE SPORT	SAXO	SAXO	**173.6**	5	173.6	12	173.0	6	172.8	10	172.5	7	173.1
23	**16**	SAAB ENDURANCE RACING SOCIETY	ESCUDERIA 1000 LAGOS	SAAB 900I	2	**171.7**	5	162.4	4	162.1	15	160.4	3	150.6	8	161.4
24	**51**	AUTOCODE TORREJON	ESCUDERIA CENTRO	SAXO	SAXO	**170.8**	13	169.5	15	169.5	16	168.7	4	168.7	7	169.4
25	**15**	BOYACA SAXO	VSR MOTORSPORT	SAXO	SAXO	**170.6**	11	169.0	9	168.4	10	167.9	3	167.1	4	168.6
26	**20**	EFICAR TEAM SAXO	EFICAR TEAM	SAXO	SAXO	**169.0**	4	167.9	5	151.8	3	116.7	2	75.7	6	136.2
27	**10**	PRIMERA TEAM	EFICAR TEAM	NISSAN PRIMERA	2	**168.4**	6	167.7	13	163.3	14	160.7	9	160.4	8	164.1
28	**9**	PUNTAL PRODUCTIONS	MADRID HISTORICOS	BMW 325I	3	**162.6**	11	153.8	3	136.7	6	134.4	4	125.0	2	142.5
29	**25**	AMAZON SPORT	AECD	V. GOLF	2	**158.8**	9	153.6	8	150.4	6	148.3	5	143.4	3	150.9

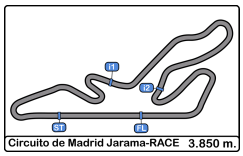

Circuito de Madrid Jarama - RACE

XI UV Endurance RACE Jarama

Entrenamiento Libre

Secuencia Vueltas Rápidas

Vta	Hora Día	T Sesion	Nº	Equipo	Concursante	Vehiculo	Cat	Tiempo	Km/h
2	10:04:47.353	4:47.353	**21**	DHR	ULTIMA VUELTA	NISSAN SUNY	2	**2:09.965**	106.6
2	10:04:48.929	4:48.929	**19**	FERNANDO NAVARRETE	ULTIMA VUELTA	BMW 325I	3	**2:03.111**	112.5
3	10:06:47.731	6:47.731	**19**	FERNANDO NAVARRETE	ULTIMA VUELTA	BMW 325I	3	**1:58.802**	116.6
3	10:08:35.600	8:35.600	**2**	BOYACA SPORT TEAM	VSR MOTORSPORT	BMW 325	3	**1:56.752**	118.7
7	10:14:41.597	14:41.597	**19**	FERNANDO NAVARRETE	ULTIMA VUELTA	BMW 325I	3	**1:56.513**	118.9
4	10:32:56.251	32:56.251	**6**	GLOBAL CAR ADVISOR	ULTIMA VUELTA	BMW 325	3	**1:56.026**	119.4
5	10:34:51.942	34:51.942	**6**	GLOBAL CAR ADVISOR	ULTIMA VUELTA	BMW 325	3	**1:55.691**	119.8
7	10:38:42.235	38:42.235	**6**	GLOBAL CAR ADVISOR	ULTIMA VUELTA	BMW 325	3	**1:54.403**	121.1
12	11:00:43.832	1:00:43.832	**2**	BOYACA SPORT TEAM	VSR MOTORSPORT	BMW 325	3	**1:54.250**	121.3

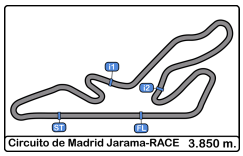

Circuito de Madrid Jarama - RACE

XI UV Endurance RACE Jarama

Entrenamiento Libre

Mejor Máxima Velocidad del Evento

Cls	Nº	Equipo	Concursante	Vehiculo	Cat	Km/h	Sesión
1	**19**	FERNANDO NAVARRETE	ULTIMA VUELTA	BMW 325I	3	**201.4**	Entrenamiento Libre
2	**7**	JDM MOTOR 2	ULTIMA VUELTA	BMW E36	3	**194.9**	Entrenamiento Libre
3	**12**	4 TEAM	JORGE RAMIREZ FERNANDEZ	BMW 318	2	**194.5**	Entrenamiento Libre
4	**13**	ASAP RACING	ANDRES SANCHEZ PEREZ	HONDA CIVIC	1	**193.8**	Entrenamiento Libre
5	**6**	GLOBAL CAR ADVISOR	ULTIMA VUELTA	BMW 325	3	**193.8**	Entrenamiento Libre
6	**17**	EMAN EGURRE	EMAN EGURRE	BMW 325I	3	**193.5**	Entrenamiento Libre
7	**2**	BOYACA SPORT TEAM	VSR MOTORSPORT	BMW 325	3	**193.5**	Entrenamiento Libre
8	**8**	JDM MOTOR 1	ULTIMA VUELTA	BMW 325	3	**193.2**	Entrenamiento Libre
9	**79**	DE AUGUSTO CARRERAS	C.D. QUINTANO SPORT	BMW 325I	3	**189.8**	Entrenamiento Libre
10	**24**	M BOSS RACING	ESCUDERIA 1000 LAGOS	V. GOLF	2	**189.1**	Entrenamiento Libre
11	**22**	TECSPORT - OLIMPIA	ULTIMA VUELTA	V. GOLF	2	**188.8**	Entrenamiento Libre
12	**11**	RR2 MOTORSPORT	ESCUDERIA MEDITERRANEO DE ALICANTE	V. GOLF	2	**185.5**	Entrenamiento Libre
13	**21**	DHR	ULTIMA VUELTA	NISSAN SUNY	2	**183.0**	Entrenamiento Libre
14	**1**	RRO RACING	VSR MOTORSPORT	BMW 325	3	**180.6**	Entrenamiento Libre
15	**18**	PURA PASION	VICENTE GABRIEL VALLES	AUDI TT	3	**180.0**	Entrenamiento Libre
16	**43**	IMARTI MOTORSPORT	ESCUDERIA CERRO NEGRO	HONDA CIVIC	1	**179.1**	Entrenamiento Libre
17	**4**	M&M RACING TEAM	ESCUDERIA CENTRO	BMW 325	3	**177.0**	Entrenamiento Libre
18	**14**	E-PERFORMANCE	ULTIMA VUELTA	HONDA CIVIC	1	**176.7**	Entrenamiento Libre
19	**5**	NO BRAIN TEAM	ULTIMA VUELTA	BMW 325	3	**175.8**	Entrenamiento Libre
20	**93**	GPLOIL-CKC	ATKMOTORSPORT MADRID	SUZUKI SWIFT	1	**174.4**	Entrenamiento Libre
21	**23**	RIGA SAXO	RASANTE SPORT	SAXO	SAXO	**173.6**	Entrenamiento Libre
22	**3**	COIMBRA SAYAGO	ULTIMA VUELTA	SAXO	SAXO	**173.6**	Entrenamiento Libre
23	**16**	SAAB ENDURANCE RACING SOCIETY	ESCUDERIA 1000 LAGOS	SAAB 900I	2	**171.7**	Entrenamiento Libre
24	**51**	AUTOCODE TORREJON	ESCUDERIA CENTRO	SAXO	SAXO	**170.8**	Entrenamiento Libre
25	**15**	BOYACA SAXO	VSR MOTORSPORT	SAXO	SAXO	**170.6**	Entrenamiento Libre
26	**20**	EFICAR TEAM SAXO	EFICAR TEAM	SAXO	SAXO	**169.0**	Entrenamiento Libre
27	**10**	PRIMERA TEAM	EFICAR TEAM	NISSAN PRIMERA	2	**168.4**	Entrenamiento Libre
28	**9**	PUNTAL PRODUCTIONS	MADRID HISTORICOS	BMW 325I	3	**162.6**	Entrenamiento Libre
29	**25**	AMAZON SPORT	AECD	V. GOLF	2	**158.8**	Entrenamiento Libre

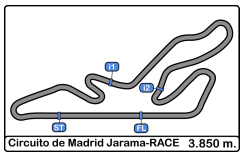

Circuito de Madrid Jarama - RACE
XI UV Endurance RACE Jarama
Entrenamiento Libre
Tiempos Parada en Pit

1 — RRO RACING — BMW 325
3 — VSR MOTORSPORT

Nr.	Hora Día Entrada	Tiempo Entrada	Tiempo Salida	Tiempo Box	T. Box Total
1	10:22:47.272	10:22:47.272	10:27:14.912	4:27.640	4:27.640
2	10:33:44.298	10:33:44.298	10:41:14.000	7:29.702	11:57.342

2 — BOYACA SPORT TEAM — BMW 325
3 — VSR MOTORSPORT

Nr.	Hora Día Entrada	Tiempo Entrada	Tiempo Salida	Tiempo Box	T. Box Total
1	10:10:44.042	10:10:44.042	10:14:47.031	4:02.989	4:02.989
2	10:26:52.897	10:26:52.897	10:56:53.704	30:00.807	34:03.796

3 — COIMBRA SAYAGO — SAXO
SAXO — ULTIMA VUELTA

Nr.	Hora Día Entrada	Tiempo Entrada	Tiempo Salida	Tiempo Box	T. Box Total
1	10:14:02.474	10:14:02.474	10:17:44.427	3:41.953	3:41.953
2	10:28:52.989	10:28:52.989	10:31:05.417	2:12.428	5:54.381
3	10:41:59.611	10:41:59.611	10:45:23.160	3:23.549	9:17.930

4 — M&M RACING TEAM — BMW 325
3 — ESCUDERIA CENTRO

Nr.	Hora Día Entrada	Tiempo Entrada	Tiempo Salida	Tiempo Box	T. Box Total
1	10:13:03.954	10:13:03.954	10:17:52.615	4:48.661	4:48.661

6 — GLOBAL CAR ADVISOR — BMW 325
3 — ULTIMA VUELTA

Nr.	Hora Día Entrada	Tiempo Entrada	Tiempo Salida	Tiempo Box	T. Box Total
1	10:26:33.259	10:26:33.259	10:29:04.249	2:30.990	2:30.990
2	10:40:55.597	10:40:55.597	10:47:40.616	6:45.019	9:16.009

7 — JDM MOTOR 2 — BMW E36
3 — ULTIMA VUELTA

Nr.	Hora Día Entrada	Tiempo Entrada	Tiempo Salida	Tiempo Box	T. Box Total
1	10:15:26.581	10:15:26.581	10:20:13.251	4:46.670	4:46.670
2	10:22:31.922	10:22:31.922	10:27:00.424	4:28.502	9:15.172
3	10:35:26.136	10:35:26.136	10:41:57.086	6:30.950	15:46.122
4	10:44:04.801	10:44:04.801	10:55:10.609	11:05.808	26:51.930

8 — JDM MOTOR 1 — BMW 325
3 — ULTIMA VUELTA

Nr.	Hora Día Entrada	Tiempo Entrada	Tiempo Salida	Tiempo Box	T. Box Total
1	10:21:05.393	10:21:05.393	10:26:41.513	5:36.120	5:36.120
2	10:39:18.063	10:39:18.063	10:44:10.738	4:52.675	10:28.795

9 — PUNTAL PRODUCTIONS — BMW 325I
3 — MADRID HISTORICOS

Nr.	Hora Día Entrada	Tiempo Entrada	Tiempo Salida	Tiempo Box	T. Box Total
1	10:13:49.016	10:13:49.016	10:16:31.149	2:42.133	2:42.133
2	10:21:33.350	10:21:33.350	10:35:46.012	14:12.662	16:54.795
3	10:37:58.675	10:37:58.675	10:42:02.007	4:03.332	20:58.127
4	10:44:09.841	10:44:09.841	10:45:32.694	1:22.853	22:20.980
5	10:47:46.307	10:47:46.307	10:49:49.156	2:02.849	24:23.829

10 — PRIMERA TEAM — NISSAN PRIMERA
2 — EFICAR TEAM

Nr.	Hora Día Entrada	Tiempo Entrada	Tiempo Salida	Tiempo Box	T. Box Total
1	10:21:01.654	10:21:01.654	10:29:20.211	8:18.557	8:18.557

11 — RR2 MOTORSPORT — V. GOLF
2 — ESCUDERIA MEDITERRANEO DE ALICANTE

Nr.	Hora Día Entrada	Tiempo Entrada	Tiempo Salida	Tiempo Box	T. Box Total
1	10:28:10.075	10:28:10.075	10:31:19.999	3:09.924	3:09.924
2	10:39:49.793	10:39:49.793	10:40:36.225	46.432	3:56.356
3	10:42:50.522	10:42:50.522	10:46:57.708	4:07.186	8:03.542

12 — 4 TEAM — BMW 318
2 — JORGE RAMIREZ FERNANDEZ

Nr.	Hora Día Entrada	Tiempo Entrada	Tiempo Salida	Tiempo Box	T. Box Total
1	10:23:43.260	10:23:43.260	10:28:28.909	4:45.649	4:45.649
2	10:40:46.670	10:40:46.670	10:44:26.084	3:39.414	8:25.063

13 — ASAP RACING — HONDA CIVIC
1 — ANDRES SANCHEZ PEREZ

Nr.	Hora Día Entrada	Tiempo Entrada	Tiempo Salida	Tiempo Box	T. Box Total
1	10:18:17.755	10:18:17.755	10:24:44.428	6:26.673	6:26.673
2	10:38:31.427	10:38:31.427	10:41:37.495	3:06.068	9:32.741

14 — E-PERFORMANCE — HONDA CIVIC
1 — ULTIMA VUELTA

Nr.	Hora Día Entrada	Tiempo Entrada	Tiempo Salida	Tiempo Box	T. Box Total
1	10:15:45.965	10:15:45.965	10:20:54.861	5:08.896	5:08.896
2	10:30:22.723	10:30:22.723	10:34:44.515	4:21.792	9:30.688

15 — BOYACA SAXO — SAXO
SAXO — VSR MOTORSPORT

Nr.	Hora Día Entrada	Tiempo Entrada	Tiempo Salida	Tiempo Box	T. Box Total
1	10:10:28.373	10:10:28.373	10:15:43.396	5:15.023	5:15.023
2	10:20:27.981	10:20:27.981	10:23:27.801	2:59.820	8:14.843

16 — SAAB ENDURANCE RACING SOCIETY — SAAB 900I
2 — ESCUDERIA 1000 LAGOS

Nr.	Hora Día Entrada	Tiempo Entrada	Tiempo Salida	Tiempo Box	T. Box Total
1	10:22:40.662	10:22:40.662	10:26:34.937	3:54.275	3:54.275
2	10:29:50.567	10:29:50.567	10:35:44.157	5:53.590	9:47.865
3	10:42:39.710	10:42:39.710	10:45:47.490	3:07.780	12:55.645

17 — EMAN EGURRE — BMW 325I
3 — EMAN EGURRE

Nr.	Hora Día Entrada	Tiempo Entrada	Tiempo Salida	Tiempo Box	T. Box Total
1	10:13:07.617	10:13:07.617	10:17:20.951	4:13.334	4:13.334
2	10:32:05.029	10:32:05.029	10:34:51.082	2:46.053	6:59.387
3	10:48:01.117	10:48:01.117	10:52:27.329	4:26.212	11:25.599

18 — PURA PASION — AUDI TT
3 — VICENTE GABRIEL VALLES

Nr.	Hora Día Entrada	Tiempo Entrada	Tiempo Salida	Tiempo Box	T. Box Total
1	10:22:53.779	10:22:53.779	10:29:46.186	6:52.407	6:52.407

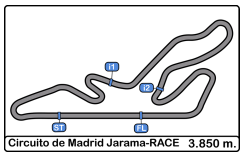

Circuito de Madrid Jarama - RACE
XI UV Endurance RACE Jarama
Entrenamiento Libre
Tiempos Parada en Pit

19
FERNANDO NAVARRETE — BMW 325I

3 — ULTIMA VUELTA

Nr.	Hora Día Entrada	Tiempo Entrada	Tiempo Salida	Tiempo Box	T. Box Total
1	10:17:06.234	10:17:06.234	10:20:04.788	2:58.554	2:58.554
2	10:51:01.263	10:51:01.263	10:53:42.936	2:41.673	5:40.227

20
EFICAR TEAM SAXO — SAXO

SAXO — EFICAR TEAM

Nr.	Hora Día Entrada	Tiempo Entrada	Tiempo Salida	Tiempo Box	T. Box Total
1	10:24:10.392	10:24:10.392	10:26:51.958	2:41.566	2:41.566

21
DHR — NISSAN SUNY

2 — ULTIMA VUELTA

Nr.	Hora Día Entrada	Tiempo Entrada	Tiempo Salida	Tiempo Box	T. Box Total
1	10:07:00.561	10:07:00.561	10:11:32.625	4:32.064	4:32.064
2	10:29:06.127	10:29:06.127	10:33:05.057	3:58.930	8:30.994

22
TECSPORT - OLIMPIA — V. GOLF

2 — ULTIMA VUELTA

Nr.	Hora Día Entrada	Tiempo Entrada	Tiempo Salida	Tiempo Box	T. Box Total
1	10:16:32.652	10:16:32.652	10:26:50.819	10:18.167	10:18.167
2	10:45:17.293	10:45:17.293	10:48:28.221	3:10.928	13:29.095

23
RIGA SAXO — SAXO

SAXO — RASANTE SPORT

Nr.	Hora Día Entrada	Tiempo Entrada	Tiempo Salida	Tiempo Box	T. Box Total
1	10:19:43.657	10:19:43.657	10:23:46.897	4:03.240	4:03.240
2	10:36:50.977	10:36:50.977	10:42:40.996	5:50.019	9:53.259

24
M BOSS RACING — V. GOLF

2 — ESCUDERIA 1000 LAGOS

Nr.	Hora Día Entrada	Tiempo Entrada	Tiempo Salida	Tiempo Box	T. Box Total
1	10:02:36.862	10:02:36.862	10:03:08.552	31.690	31.690
2	10:13:36.645	10:13:36.645	10:17:24.816	3:48.171	4:19.861
3	10:30:10.335	10:30:10.335	10:34:07.993	3:57.658	8:17.519
4	10:44:49.534	10:44:49.534	10:49:06.380	4:16.846	12:34.365

25
AMAZON SPORT — V. GOLF

2 — AECD

Nr.	Hora Día Entrada	Tiempo Entrada	Tiempo Salida	Tiempo Box	T. Box Total
1	10:19:20.686	10:19:20.686	10:23:29.539	4:08.853	4:08.853
2	10:30:44.599	10:30:44.599	10:34:53.792	4:09.193	8:18.046

43
IMARTI MOTORSPORT — HONDA CIVIC

1 — ESCUDERIA CERRO NEGRO

Nr.	Hora Día Entrada	Tiempo Entrada	Tiempo Salida	Tiempo Box	T. Box Total
1	10:16:28.129	10:16:28.129	10:20:20.766	3:52.637	3:52.637
2	10:33:49.481	10:33:49.481	10:36:24.064	2:34.583	6:27.220
3	10:42:59.867	10:42:59.867	10:46:04.299	3:04.432	9:31.652

51
AUTOCODE TORREJON — SAXO

SAXO — ESCUDERIA CENTRO

Nr.	Hora Día Entrada	Tiempo Entrada	Tiempo Salida	Tiempo Box	T. Box Total
1	10:16:51.426	10:16:51.426	10:29:29.261	12:37.835	12:37.835
2	10:36:13.329	10:36:13.329	10:37:37.433	1:24.104	14:01.939
3	10:44:19.290	10:44:19.290	10:47:25.528	3:06.238	17:08.177

79
DE AUGUSTO CARRERAS — BMW 325I

3 — C.D. QUINTANO SPORT

Nr.	Hora Día Entrada	Tiempo Entrada	Tiempo Salida	Tiempo Box	T. Box Total
1	10:12:32.381	10:12:32.381	10:15:34.399	3:02.018	3:02.018

93
GPLOIL-CKC — SUZUKI SWIFT

1 — ATKMOTORSPORT MADRID

Nr.	Hora Día Entrada	Tiempo Entrada	Tiempo Salida	Tiempo Box	T. Box Total
1	10:29:13.862	10:29:13.862	10:39:30.840	10:16.978	10:16.978

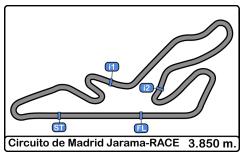

Circuito de Madrid Jarama - RACE
XI UV Endurance RACE Jarama
Entrenamiento Libre
Informe Meteorológico

Temperatura Aire

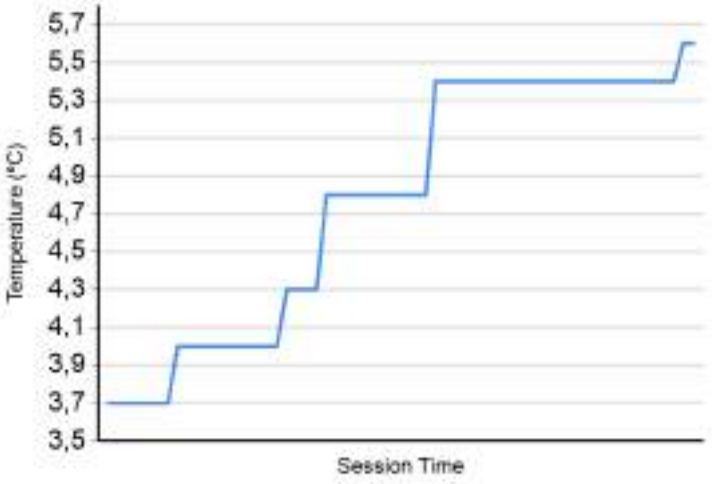

Temperatura Pista

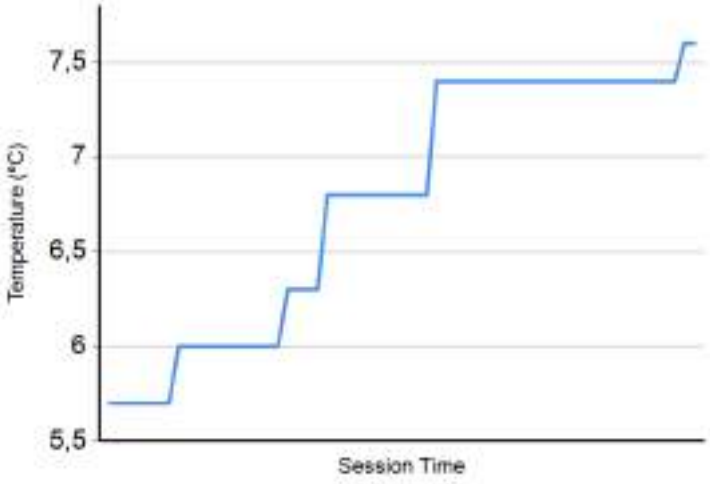

Humedad

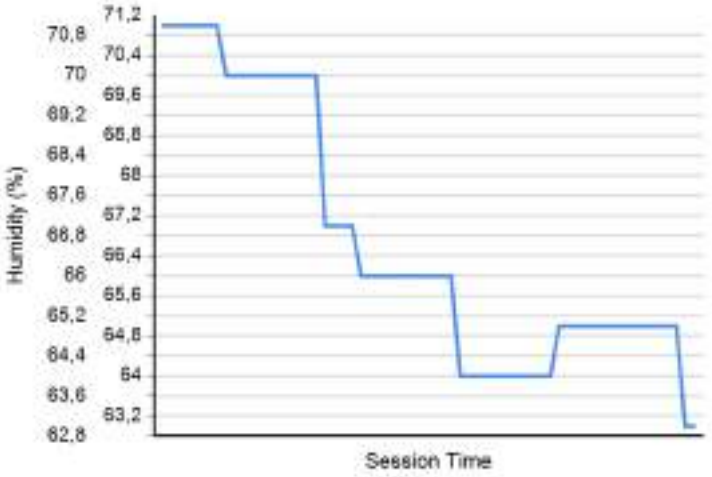

Presión

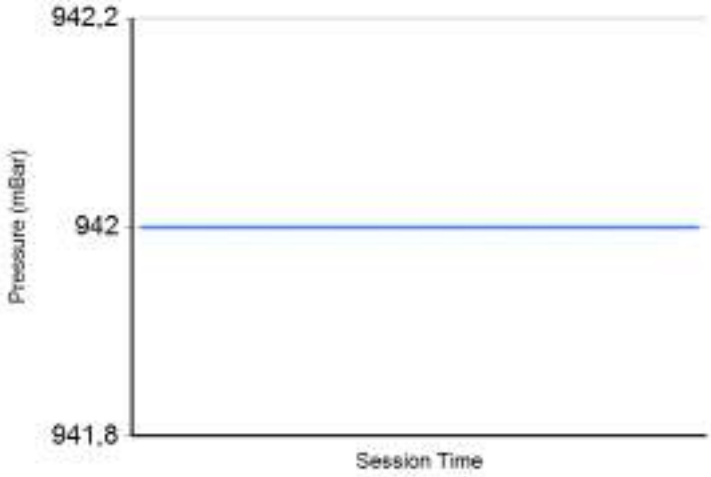

Velocidad Viento

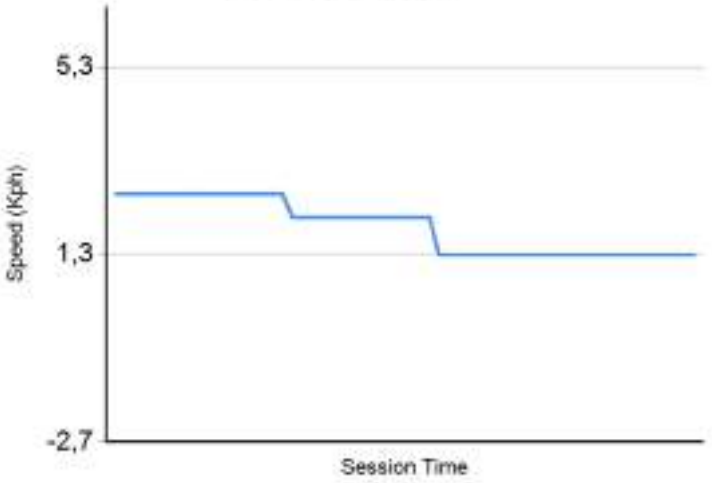

Dirección Viento

Norte = 0°/360° Este = 90° Sur = 180° Oeste= 270°

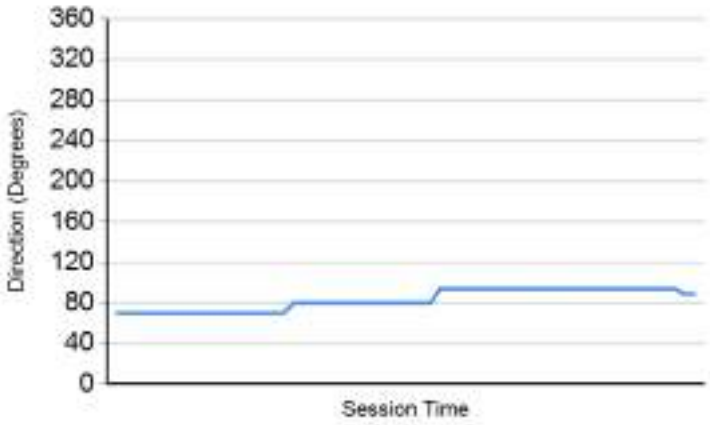

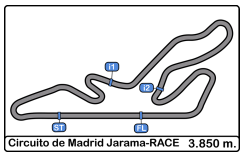

Circuito de Madrid Jarama - RACE

XI UV Endurance RACE Jarama

Entrenamiento cronometrado

Resultados Provisionales

Clas	Nº	Equipo	Concursante	Vehiculo	Cat	Clas	N.V.	V.R.	Tiempo	Dif 1º	Dif Ant.	Km/h
1	**2**	BOYACA SPORT TEAM	VSR MOTORSPORT	BMW 325	3	1	6	**4**	**1:52.496**			123.2
2	**6**	GLOBAL CAR ADVISOR	ULTIMA VUELTA	BMW 325	3	2	17	**10**	**1:53.927**	1.431	1.431	121.6
3	**7**	JDM MOTOR 2	ULTIMA VUELTA	BMW E36	3	3	13	**10**	**1:56.777**	4.281	2.850	118.6
4	**1**	RRO RACING	VSR MOTORSPORT	BMW 325	3	4	11	**8**	**1:57.415**	4.919	0.638	118.0
5	**4**	M&M RACING TEAM	ESCUDERIA CENTRO	BMW 325	3	5	16	**15**	**1:57.862**	5.366	0.447	117.5
6	**13**	ASAP RACING	ANDRES SANCHEZ PEREZ	HONDA CIVIC	1	1	6	**4**	**1:57.929**	5.433	0.067	117.5
7	**8**	JDM MOTOR 1	ULTIMA VUELTA	BMW 325	3	6	13	**4**	**1:57.936**	5.440	0.007	117.5
8	**12**	4 TEAM	JORGE RAMIREZ FERNANDEZ	BMW 318	2	1	5	**4**	**1:59.682**	7.186	1.746	115.8
9	**24**	M BOSS RACING	ESCUDERIA 1000 LAGOS	V. GOLF	2	2	13	**11**	**2:00.021**	7.525	0.339	115.4
10	**22**	TECSPORT - OLIMPIA	ULTIMA VUELTA	V. GOLF	2	3	19	**3**	**2:00.229**	7.733	0.208	115.2
11	**43**	IMARTI MOTORSPORT	ESCUDERIA CERRO NEGRO	HONDA CIVIC	1	2	13	**12**	**2:02.279**	9.783	2.050	113.3
12	**11**	RR2 MOTORSPORT	ESCUDERIA MEDITERRANEO DE ALICANTE	V. GOLF	2	4	18	**17**	**2:02.574**	10.078	0.295	113.0
13	**10**	PRIMERA TEAM	EFICAR TEAM	NISSAN PRIMERA	2	5	16	**14**	**2:02.654**	10.158	0.080	113.0
14	**17**	EMAN EGURRE	EMAN EGURRE	BMW 325I	3	7	18	**3**	**2:03.050**	10.554	0.396	112.6
15	**21**	DHR	ULTIMA VUELTA	NISSAN SUNY	2	6	9	**3**	**2:03.066**	10.570	0.016	112.6
16	**14**	E-PERFORMANCE	ULTIMA VUELTA	HONDA CIVIC	1	3	13	**12**	**2:03.103**	10.607	0.037	112.5
17	**18**	PURA PASION	VICENTE GABRIEL VALLES	AUDI TT	3	8	19	**12**	**2:03.132**	10.636	0.029	112.5
18	**20**	EFICAR TEAM SAXO	EFICAR TEAM	SAXO	SAXO	1	17	**11**	**2:04.495**	11.999	1.363	111.3
19	**93**	GPLOIL-CKC	ATKMOTORSPORT MADRID	SUZUKI SWIFT	1	4	18	**16**	**2:04.727**	12.231	0.232	111.1
20	**79**	DE AUGUSTO CARRERAS	C.D. QUINTANO SPORT	BMW 325I	3	9	11	**3**	**2:05.081**	12.585	0.354	110.8
21	**23**	RIGA SAXO	RASANTE SPORT	SAXO	SAXO	2	5	**4**	**2:05.226**	12.730	0.145	110.6
22	**3**	COIMBRA SAYAGO	ULTIMA VUELTA	SAXO	SAXO	3	6	**5**	**2:05.974**	13.478	0.748	110.0
23	**16**	SAAB ENDURANCE RACING SOCIETY	ESCUDERIA 1000 LAGOS	SAAB 900I	2	7	16	**13**	**2:06.413**	13.917	0.439	109.6
24	**9**	PUNTAL PRODUCTIONS	MADRID HISTORICOS	BMW 325I	3	10	6	**3**	**2:06.825**	14.329	0.412	109.2
25	**15**	BOYACA SAXO	VSR MOTORSPORT	SAXO	SAXO	4	15	**5**	**2:07.218**	14.722	0.393	108.9
26	**51**	AUTOCODE TORREJON	ESCUDERIA CENTRO	SAXO	SAXO	5	9	**7**	**2:09.014**	16.518	1.796	107.4
27	**25**	AMAZON SPORT	AECD	V. GOLF	2	8	12	**11**	**2:11.060**	18.564	2.046	105.7

Publicada a las:.....

Temp. Pista: **9.6 °C** Temp. Aire: **7.6 °C** Humedad: **56 %** Estado Pista: **SECA**

Director de Carrera:

Fco. Javier SOLER

Cronometrador:

Jesús García Núñez

JOB-1604-ESP/M

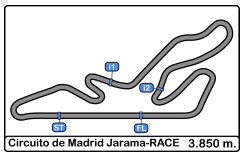

Circuito de Madrid Jarama - RACE
XI UV Endurance RACE Jarama
Entrenamiento cronometrado
Resultados Provisionales por Categoría

Trofeo ÚLTIMA VUELTA Endurance JARAMA RACE 'Clase 1'

Clas	Nº	Equipo	Concursante	Vehiculo	Cat	Clas	N.V.	V.R.	Tiempo	Dif 1º	Dif Ant.	Km/h
1	13	ASAP RACING	ANDRES SANCHEZ PEREZ	HONDA CIVIC	1	1	6	4	1:57.929			117.5
2	43	IMARTI MOTORSPORT	ESCUDERIA CERRO NEGRO	HONDA CIVIC	1	2	13	12	2:02.279	4.350	4.350	113.3
3	14	E-PERFORMANCE	ULTIMA VUELTA	HONDA CIVIC	1	3	13	12	2:03.103	5.174	0.824	112.5
4	93	GPLOIL-CKC	ATKMOTORSPORT MADRID	SUZUKI SWIFT	1	4	18	16	2:04.727	6.798	1.624	111.1

Trofeo ÚLTIMA VUELTA Endurance JARAMA RACE 'Clase 2'

Clas	Nº	Equipo	Concursante	Vehiculo	Cat	Clas	N.V.	V.R.	Tiempo	Dif 1º	Dif Ant.	Km/h
1	12	4 TEAM	JORGE RAMIREZ FERNANDEZ	BMW 318	2	1	5	4	1:59.682			115.8
2	24	M BOSS RACING	ESCUDERIA 1000 LAGOS	V. GOLF	2	2	13	11	2:00.021	0.339	0.339	115.4
3	22	TECSPORT - OLIMPIA	ULTIMA VUELTA	V. GOLF	2	3	19	3	2:00.229	0.547	0.208	115.2
4	11	RR2 MOTORSPORT	ESCUDERIA MEDITERRANEO DE ALICANTE	V. GOLF	2	4	18	17	2:02.574	2.892	2.345	113.0
5	10	PRIMERA TEAM	EFICAR TEAM	NISSAN PRIMERA	2	5	16	14	2:02.654	2.972	0.080	113.0
6	21	DHR	ULTIMA VUELTA	NISSAN SUNY	2	6	9	3	2:03.066	3.384	0.412	112.6
7	16	SAAB ENDURANCE RACING SOCIETY	ESCUDERIA 1000 LAGOS	SAAB 900I	2	7	16	13	2:06.413	6.731	3.347	109.6
8	25	AMAZON SPORT	AECD	V. GOLF	2	8	12	11	2:11.060	11.378	4.647	105.7

Trofeo ÚLTIMA VUELTA Endurance JARAMA RACE 'Clase 3'

Clas	Nº	Equipo	Concursante	Vehiculo	Cat	Clas	N.V.	V.R.	Tiempo	Dif 1º	Dif Ant.	Km/h
1	2	BOYACA SPORT TEAM	VSR MOTORSPORT	BMW 325	3	1	6	4	1:52.496			123.2
2	6	GLOBAL CAR ADVISOR	ULTIMA VUELTA	BMW 325	3	2	17	10	1:53.927	1.431	1.431	121.6
3	7	JDM MOTOR 2	ULTIMA VUELTA	BMW E36	3	3	13	10	1:56.777	4.281	2.850	118.6
4	1	RRO RACING	VSR MOTORSPORT	BMW 325	3	4	11	8	1:57.415	4.919	0.638	118.0
5	4	M&M RACING TEAM	ESCUDERIA CENTRO	BMW 325	3	5	16	15	1:57.862	5.366	0.447	117.5
6	8	JDM MOTOR 1	ULTIMA VUELTA	BMW 325	3	6	13	4	1:57.936	5.440	0.074	117.5
7	17	EMAN EGURRE	EMAN EGURRE	BMW 325I	3	7	18	3	2:03.050	10.554	5.114	112.6
8	18	PURA PASION	VICENTE GABRIEL VALLES	AUDI TT	3	8	19	12	2:03.132	10.636	0.082	112.5
9	79	DE AUGUSTO CARRERAS	C.D. QUINTANO SPORT	BMW 325I	3	9	11	3	2:05.081	12.585	1.949	110.8
10	9	PUNTAL PRODUCTIONS	MADRID HISTORICOS	BMW 325I	3	10	6	3	2:06.825	14.329	1.744	109.2

Copa SAXO Endurance

Clas	Nº	Equipo	Concursante	Vehiculo	Cat	Clas	N.V.	V.R.	Tiempo	Dif 1º	Dif Ant.	Km/h
1	20	EFICAR TEAM SAXO	EFICAR TEAM	SAXO	SAXO	1	17	11	2:04.495			111.3
2	23	RIGA SAXO	RASANTE SPORT	SAXO	SAXO	2	5	4	2:05.226	0.731	0.731	110.6
3	3	COIMBRA SAYAGO	ULTIMA VUELTA	SAXO	SAXO	3	6	5	2:05.974	1.479	0.748	110.0
4	15	BOYACA SAXO	VSR MOTORSPORT	SAXO	SAXO	4	15	5	2:07.218	2.723	1.244	108.9
5	51	AUTOCODE TORREJON	ESCUDERIA CENTRO	SAXO	SAXO	5	9	7	2:09.014	4.519	1.796	107.4

Publicada a las:.....

Temp. Pista: **9.6 °C** Temp. Aire: **7.6 °C** Humedad: **56 %** Estado Pista: **SECA**

Director de Carrera:
Fco. Javier SOLER

Cronometrador:
Jesús García Núñez
JOB-1604-ESP/M

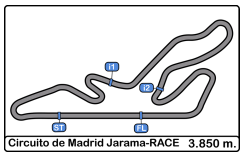

Circuito de Madrid Jarama - RACE
XI UV Endurance RACE Jarama
Entrenamiento cronometrado
Tiempos Por Vuelta

1 — RRO RACING — BMW 325
3 — VSR MOTORSPORT

Vta.	D	Tiempo	Sector 1	Sector 2	Sector 3	V. Max.	Elapsed
1		11:32:59.256	11:31:32.523	49.107	37.626	81.8	11:32:59.256
2		2:08.094	53.524	41.013	33.557	134.3	11:35:07.350
3		1:58.919	45.825	39.872	33.222	178.2	11:37:06.269
4		1:57.803	45.491	39.719	32.593	189.8	11:39:04.072
5		2:18.112	P 46.356	42.573	49.183	186.5	11:41:22.184
6		4:25.185	3:08.700	42.962	33.523	89.7	11:45:47.369
7		1:59.416	46.166	39.988	33.262	189.1	11:47:46.785
8		1:57.415	45.351	39.028	33.036	193.5	11:49:44.200
9		1:58.932	45.793	39.709	33.430	192.5	11:51:43.132
10		6:06.752	P 44.950	39.431	4:42.371	192.5	11:57:49.884
11		6:09.513	P 1:18.540	45.413	4:05.560	87.0	12:03:59.397

2 — BOYACA SPORT TEAM — BMW 325
3 — VSR MOTORSPORT

Vta.	D	Tiempo	Sector 1	Sector 2	Sector 3	V. Max.	Elapsed
1		11:39:27.066	11:38:15.175	39.607	32.284	93.0	11:39:27.066
2		1:53.871	43.750	38.355	31.766	198.1	11:41:20.937
3		1:54.742	43.233	38.290	33.219	201.4	11:43:15.679
4		1:52.496	43.215	37.679	31.602	200.3	11:45:08.175
5		4:12.250	P 45.134	43.290	2:43.826	201.1	11:49:20.425
6		8:17.968	P 1:17.403	45.468	6:15.097	78.1	11:57:38.393

3 — COIMBRA SAYAGO — SAXO
SAXO — ULTIMA VUELTA

Vta.	D	Tiempo	Sector 1	Sector 2	Sector 3	V. Max.	Elapsed
1		11:15:35.300	11:14:12.144	47.003	36.153	59.6	11:15:35.300
2		2:15.674	P 48.611	42.916	44.147	172.5	11:17:50.974
3		4:19.345	3:00.933	42.975	35.437	61.0	11:22:10.319
4		2:06.260	48.055	42.872	35.333	172.2	11:24:16.579
5		2:05.974	47.940	42.745	35.289	172.5	11:26:22.553
6		6:21.107	P 56.996	56.532	4:27.579	134.6	11:32:43.660

4 — M&M RACING TEAM — BMW 325
3 — ESCUDERIA CENTRO

Vta.	D	Tiempo	Sector 1	Sector 2	Sector 3	V. Max.	Elapsed
1		11:12:56.104	11:11:30.050	47.694	38.360	73.7	11:12:56.104
2		2:08.063	50.105	43.344	34.614	148.9	11:15:04.167
3		2:03.376	47.882	41.797	33.697	166.6	11:17:07.543
4		2:00.377	46.310	40.450	33.617	191.8	11:19:07.920
5		2:02.377	46.678	41.244	34.455	183.6	11:21:10.297
6		1:59.557	46.176	40.167	33.214	175.6	11:23:09.854
7		1:58.378	45.556	40.113	32.709	174.7	11:25:08.232
8		2:20.403	51.016	53.562	35.825	168.2	11:27:28.635
9		1:58.787	45.666	39.797	33.324	177.0	11:29:27.422
10		2:32.829	P 51.466	51.391	49.972	155.3	11:32:00.251
11		4:29.762	3:14.992	41.247	33.523	76.8	11:36:30.013
12		1:58.342	45.474	39.645	33.223	191.8	11:38:28.355
13		1:59.691	46.006	40.217	33.468	178.8	11:40:28.046
14		1:58.672	46.454	39.455	32.763	180.3	11:42:26.718
15		1:57.862	45.592	39.407	32.863	184.6	11:44:24.580
16		5:30.295	P 58.737	56.632	3:34.926	159.2	11:49:54.875

6 — GLOBAL CAR ADVISOR — BMW 325
3 — ULTIMA VUELTA

Vta.	D	Tiempo	Sector 1	Sector 2	Sector 3	V. Max.	Elapsed
1		11:13:52.905	11:12:26.161	49.399	37.345	64.8	11:13:52.905
2		2:15.744	52.936	47.008	35.800	121.8	11:16:08.649
3		2:08.483	49.348	44.244	34.891	160.2	11:18:17.132
4		2:06.798	48.470	43.568	34.760	159.0	11:20:23.930
5		2:03.009	47.124	42.242	33.643	183.6	11:22:26.939
6		2:06.275	46.973	44.510	34.792	179.1	11:24:33.214
7		2:20.473	P 48.891	41.937	49.645	184.6	11:26:53.687
8		6:18.985	5:05.703	40.774	32.508	91.6	11:33:12.672
9		1:55.127	44.618	38.607	31.902	177.9	11:35:07.799
10		1:53.927	44.091	37.981	31.855	196.3	11:37:01.726
11		2:04.974	P 44.631	39.803	40.540	192.1	11:39:06.700
12		5:48.748	4:37.053	39.462	32.233	94.8	11:44:55.448
13		1:55.118	44.181	38.856	32.081	189.4	11:46:50.566
14		7:06.582	P 44.386	38.250	5:43.946	193.8	11:53:57.148
15		3:49.965	2:36.420	40.397	33.148	97.5	11:57:47.113
16		1:58.119	46.242	39.467	32.410	169.2	11:59:45.232
17		1:56.886	45.478	39.022	32.386	171.4	12:01:42.118
18			50.146	44.002		146.5	

7 — JDM MOTOR 2 — BMW E36
3 — ULTIMA VUELTA

Vta.	D	Tiempo	Sector 1	Sector 2	Sector 3	V. Max.	Elapsed
1		11:13:45.684	11:12:29.019	42.602	34.063	81.1	11:13:45.684
2		1:58.947	45.901	39.610	33.436	190.4	11:15:44.631
3		1:57.884	45.451	39.198	33.235	190.4	11:17:42.515
4		1:58.253	45.085	39.366	33.802	198.1	11:19:40.768
5		2:08.746	55.412	39.677	33.657	196.7	11:21:49.514
6		1:59.014	46.211	39.440	33.363	193.2	11:23:48.528
7		2:13.663	P 46.412	42.107	45.144	195.6	11:26:02.191
8		6:58.000	5:31.206	49.461	37.333	92.9	11:33:00.191
9		1:59.504	46.891	39.614	32.999	174.7	11:34:59.695
10		1:56.777	44.878	39.121	32.778	196.0	11:36:56.472
11		1:57.612	44.815	39.325	33.472	186.2	11:38:54.084
12		5:50.154	P 44.913	39.281	4:25.960	187.1	11:44:44.238
13		7:08.124	P 1:30.387	53.946	4:43.791	73.1	11:51:52.362

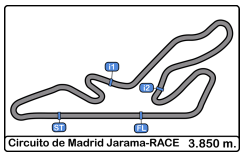

Circuito de Madrid Jarama - RACE
XI UV Endurance RACE Jarama
Entrenamiento cronometrado
Tiempos Por Vuelta

8 — JDM MOTOR 1 — BMW 325

3 — ULTIMA VUELTA

Vta.	D	Tiempo	Sector 1	Sector 2	Sector 3	V. Max.	Elapsed
1		11:12:31.089	11:11:16.514	40.801	33.774	86.8	11:12:31.089
2		2:00.229	47.052	39.633	33.544	169.2	11:14:31.318
3		1:58.818	45.800	39.668	33.350	179.4	11:16:30.136
4		1:57.936	45.376	39.496	33.064	177.3	11:18:28.072
5		2:13.879	49.427	49.618	34.834	186.8	11:20:41.951
6		2:13.064	44.799	54.247	34.018	188.8	11:22:55.015
7		1:58.117	44.985	39.922	33.210	186.5	11:24:53.132
8		1:57.959	45.229	39.547	33.183	185.5	11:26:51.091
9		2:40.783	P 58.704	54.849	47.230	171.4	11:29:31.874
10		5:17.340	3:57.777	44.327	35.236	75.8	11:34:49.214
11		2:06.523	49.228	42.873	34.422	160.4	11:36:55.737
12		2:05.513	47.358	41.576	36.579	159.5	11:39:01.250
13		7:57.213	P 47.666	42.370	6:27.177	163.6	11:46:58.463

9 — PUNTAL PRODUCTIONS — BMW 325I

3 — MADRID HISTORICOS

Vta.	D	Tiempo	Sector 1	Sector 2	Sector 3	V. Max.	Elapsed
1		11:20:31.302	11:19:10.437	45.198	35.667	68.6	11:20:31.302
2		2:07.993	50.129	42.476	35.388	129.0	11:22:39.295
3		2:06.825	49.504	42.819	34.502	139.7	11:24:46.120
4		2:17.745	P 49.164	42.148	46.433	142.1	11:27:03.865
5		7:09.308	5:46.745	45.274	37.289	65.8	11:34:13.173
6		4:39.933	P 51.929	43.884	3:04.120	150.4	11:38:53.106

10 — PRIMERA TEAM — NISSAN PRIMERA

2 — EFICAR TEAM

Vta.	D	Tiempo	Sector 1	Sector 2	Sector 3	V. Max.	Elapsed
1		11:25:40.196	11:24:14.983	48.123	37.090	86.6	11:25:40.196
2		2:07.843	49.716	42.861	35.266	147.1	11:27:48.039
3		2:05.860	48.149	42.988	34.723	169.8	11:29:53.899
4		2:03.642	47.533	41.392	34.717	175.6	11:31:57.541
5		2:24.804	P 51.420	45.221	48.163	166.9	11:34:22.345
6		4:11.191	2:53.983	41.994	35.214	83.6	11:38:33.536
7		2:03.964	47.833	41.623	34.508	167.1	11:40:37.500
8		2:04.498	48.215	41.569	34.714	160.0	11:42:41.998
9		2:03.168	47.386	41.066	34.716	176.7	11:44:45.166
10		2:03.085	47.323	41.296	34.466	177.0	11:46:48.251
11		2:15.090	52.195	47.671	35.224	171.1	11:49:03.341
12		2:02.902	47.140	41.017	34.745	183.9	11:51:06.243
13		2:09.029	48.367	45.222	35.440	180.9	11:53:15.272
14		2:02.654	47.190	40.994	34.470	180.3	11:55:17.926
15		2:14.459	53.157	45.810	35.492	158.1	11:57:32.385
16		2:10.454	47.840	46.523	36.091	178.5	11:59:42.839
17			47.567	44.693		174.7	

11 — RR2 MOTORSPORT — V. GOLF

2 — ESCUDERIA MEDITERRANEO DE ALICANTE

Vta.	D	Tiempo	Sector 1	Sector 2	Sector 3	V. Max.	Elapsed
1		11:16:10.630	11:14:44.574	47.453	38.603	73.9	11:16:10.630
2		2:08.715	50.142	43.186	35.387	166.4	11:18:19.345
3		2:10.180	50.462	43.661	36.057	173.9	11:20:29.525
4		2:05.507	48.356	42.376	34.775	184.6	11:22:35.032
5		2:04.464	48.182	41.548	34.734	184.6	11:24:39.496
6		2:04.580	48.179	41.458	34.943	185.2	11:26:44.076
7		2:16.363	P 48.388	42.243	45.732	183.0	11:29:00.439
8		5:53.170	4:32.006	46.269	34.895	73.5	11:34:53.609
9		2:04.375	47.615	41.664	35.096	187.5	11:36:57.984
10		2:09.467	50.213	43.385	35.869	171.4	11:39:07.451
11		2:04.191	47.698	41.498	34.995	185.2	11:41:11.642
12		2:19.958	P 50.129	46.528	43.301	185.5	11:43:31.600
13		5:24.443	4:00.685	45.708	38.050	54.6	11:48:56.043
14		2:04.606	48.274	41.783	34.549	169.5	11:51:00.649
15		2:03.068	46.838	41.645	34.585	173.0	11:53:03.717
16		2:03.033	47.098	41.356	34.579	182.1	11:55:06.750
17		2:02.574	47.155	41.083	34.336	182.4	11:57:09.324
18		7:39.048	P 50.248	49.017	5:59.783	176.4	12:04:48.372

12 — 4 TEAM — BMW 318

2 — JORGE RAMIREZ FERNANDEZ

Vta.	D	Tiempo	Sector 1	Sector 2	Sector 3	V. Max.	Elapsed
1		11:20:29.324	11:19:04.537	48.177	36.610	75.3	11:20:29.324
2		2:07.893	49.652	43.910	34.331	157.8	11:22:37.217
3		2:03.137	49.708	40.053	33.376	162.8	11:24:40.354
4		1:59.682	45.899	40.120	33.663	179.1	11:26:40.036
5		3:00.287	P 1:01.038	1:08.927	50.322	186.8	11:29:40.323

13 — ASAP RACING — HONDA CIVIC

1 — ANDRES SANCHEZ PEREZ

Vta.	D	Tiempo	Sector 1	Sector 2	Sector 3	V. Max.	Elapsed
1		11:15:19.291	11:14:02.808	42.354	34.129	57.0	11:15:19.291
2		2:00.059	46.268	40.413	33.378	180.6	11:17:19.350
3		1:57.998	45.807	39.328	32.863	195.2	11:19:17.348
4		1:57.929	45.578	39.339	33.012	196.3	11:21:15.277
5		2:08.487	48.823	44.207	35.457	188.4	11:23:23.764
6		4:55.158	P 49.694	42.022	3:23.442	148.3	11:28:18.922

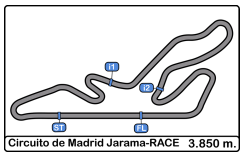

Circuito de Madrid Jarama - RACE

XI UV Endurance RACE Jarama

Entrenamiento cronometrado

Tiempos Por Vuelta

14 E-PERFORMANCE HONDA CIVIC

1 ULTIMA VUELTA

Vta.	D	Tiempo	Sector 1	Sector 2	Sector 3	V. Max.	Elapsed
1		11:17:24.148	11:15:59.980	48.050	36.118	75.3	11:17:24.148
2		2:05.810	48.584	42.284	34.942	174.1	11:19:29.958
3		2:04.774	47.925	42.052	34.797	176.7	11:21:34.732
4		2:05.417	47.941	41.976	35.500	176.4	11:23:40.149
5		2:04.980	48.141	41.872	34.967	173.0	11:25:45.129
6	P	2:35.296	52.793	51.862	50.641	132.8	11:28:20.425
7		8:54.580	7:35.313	43.735	35.532	63.9	11:37:15.005
8		2:05.605	47.293	42.321	35.991	178.5	11:39:20.610
9		2:04.738	47.850	42.230	34.658	173.0	11:41:25.348
10		2:17.389	54.637	47.091	35.661	172.5	11:43:42.737
11		2:11.365	47.264	47.303	36.798	177.3	11:45:54.102
12		2:03.103	46.989	41.443	34.671	176.4	11:47:57.205
13	P	7:51.574	56.088	58.399	5:57.087	137.9	11:55:48.779

15 BOYACA SAXO SAXO

SAXO VSR MOTORSPORT

Vta.	D	Tiempo	Sector 1	Sector 2	Sector 3	V. Max.	Elapsed
1		11:19:33.136	11:18:07.561	49.022	36.553	71.0	11:19:33.136
2		2:12.153	52.600	43.750	35.803	166.6	11:21:45.289
3		2:08.322	49.251	43.536	35.535	165.8	11:23:53.611
4		2:07.415	48.707	43.212	35.496	166.9	11:26:01.026
5		2:07.218	48.436	43.234	35.548	165.8	11:28:08.244
6		2:07.337	48.449	43.144	35.744	165.8	11:30:15.581
7	P	2:16.270	49.687	44.554	42.029	166.4	11:32:31.851
8		8:06.063	6:42.638	45.941	37.484	78.5	11:40:37.914
9		2:12.791	51.577	44.255	36.959	154.5	11:42:50.705
10		2:09.895	49.685	43.796	36.414	168.2	11:45:00.600
11		2:08.705	49.410	43.336	35.959	167.9	11:47:09.305
12		2:08.033	48.848	43.230	35.955	169.0	11:49:17.338
13		2:09.329	48.934	44.450	35.945	169.0	11:51:26.667
14	P	2:31.738	48.934	44.262	58.542	169.0	11:53:58.405
15	P	9:00.943	3:33.883	48.748	4:38.312	76.5	12:02:59.348

16 SAAB ENDURANCE RACING SOCIETY SAAB 900I

2 ESCUDERIA 1000 LAGOS

Vta.	D	Tiempo	Sector 1	Sector 2	Sector 3	V. Max.	Elapsed
1		11:16:27.793	11:14:58.471	49.626	39.696	75.0	11:16:27.793
2	P	2:34.781	55.603	47.324	51.854	131.2	11:19:02.574
3		5:58.154	4:34.091	46.298	37.765	73.2	11:25:00.728
4		2:13.699	51.426	46.022	36.251	155.8	11:27:14.427
5	P	2:29.826	51.394	47.628	50.804	155.8	11:29:44.253
6		6:04.407	4:38.241	48.051	38.115	71.0	11:35:48.660
7		2:17.212	53.036	46.368	37.808	127.9	11:38:05.872
8		2:17.647	53.207	46.484	37.956	129.1	11:40:23.519
9		2:18.068	53.599	46.801	37.668	135.0	11:42:41.587
10	P	2:28.324	52.467	46.079	49.778	131.3	11:45:09.911
11		4:55.575	3:33.110	45.299	37.166	78.7	11:50:05.486
12		2:08.800	49.255	43.588	35.957	173.0	11:52:14.286
13		2:06.413	48.135	42.781	35.497	179.1	11:54:20.699
14		2:06.615	48.683	42.716	35.216	175.6	11:56:27.314
15		2:09.128	49.012	43.342	36.774	171.1	11:58:36.442
16		2:07.978	49.119	42.783	36.076	173.6	12:00:44.420
17			49.614	45.158		177.0	

17 EMAN EGURRE BMW 325I

3 EMAN EGURRE

Vta.	D	Tiempo	Sector 1	Sector 2	Sector 3	V. Max.	Elapsed
1		11:17:03.896	11:15:46.978	41.846	35.072	91.4	11:17:03.896
2		2:03.144	47.258	41.325	34.561	187.5	11:19:07.040
3		2:03.050	47.008	41.114	34.928	191.1	11:21:10.090
4		2:03.409	47.721	41.396	34.292	193.8	11:23:13.499
5	P	2:16.903	50.131	43.122	43.650	171.1	11:25:30.402
6		4:30.932	3:02.241	48.847	39.844	88.5	11:30:01.334
7		2:20.241	52.687	47.983	39.571	168.2	11:32:21.575
8		2:21.191	54.160	47.802	39.229	169.8	11:34:42.766
9		2:24.206	52.192	51.620	40.394	170.6	11:37:06.972
10	P	2:31.176	52.961	47.809	50.406	151.8	11:39:38.148
11		3:58.945	2:38.648	43.702	36.595	79.4	11:43:37.093
12		2:08.074	49.255	43.190	35.629	163.6	11:45:45.167
13		2:07.015	49.159	42.297	35.559	175.3	11:47:52.182
14		2:08.933	49.177	43.250	36.506	163.1	11:50:01.115
15	P	2:22.069	50.653	43.539	47.877	167.9	11:52:23.184
16		4:09.051	2:49.423	42.995	36.633	80.4	11:56:32.235
17		2:08.619	49.411	43.011	36.197	175.3	11:58:40.854
18		2:06.698	49.096	42.352	35.250	181.8	12:00:47.552
19			49.506	47.378		152.1	

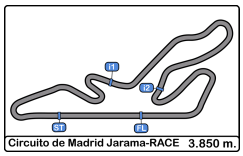

Circuito de Madrid Jarama - RACE
XI UV Endurance RACE Jarama
Entrenamiento cronometrado
Tiempos Por Vuelta

18 PURA PASION — AUDI TT

3 — VICENTE GABRIEL VALLES

Vta.	D	Tiempo	Sector 1	Sector 2	Sector 3	V. Max.	Elapsed
1		11:13:19.564	11:12:01.075	43.084	35.405	63.3	11:13:19.564
2		2:05.365	48.736	41.754	34.875	174.1	11:15:24.929
3		2:05.398	47.953	41.808	35.637	177.3	11:17:30.327
4		2:05.491	48.566	42.069	34.856	174.4	11:19:35.818
5		2:05.252	48.440	41.821	34.991	178.2	11:21:41.070
6		2:04.954	48.378	41.673	34.903	172.2	11:23:46.024
7		2:07.038	48.342	43.247	35.449	177.9	11:25:53.062
8		2:19.642	P 48.555	43.138	47.949	176.7	11:28:12.704
9		5:19.495	4:00.369	44.306	34.820	59.0	11:33:32.199
10		2:04.621	48.270	41.708	34.643	166.9	11:35:36.820
11		2:03.740	47.570	41.453	34.717	175.8	11:37:40.560
12		2:03.132	47.377	41.418	34.337	179.4	11:39:43.692
13		2:21.811	P 48.574	44.687	48.550	177.9	11:42:05.503
14		5:29.847	4:05.685	47.563	36.599	90.9	11:47:35.350
15		2:07.127	48.357	43.017	35.753	168.2	11:49:42.477
16		2:07.458	48.955	42.761	35.742	171.1	11:51:49.935
17		2:06.182	47.941	43.101	35.140	175.3	11:53:56.117
18		2:29.863	1:01.080	51.444	37.339	172.5	11:56:25.980
19		2:23.866	P 48.994	43.753	51.119	159.5	11:58:49.846
20			1:28.042	48.538		84.9	

20 EFICAR TEAM SAXO — SAXO

SAXO — EFICAR TEAM

Vta.	D	Tiempo	Sector 1	Sector 2	Sector 3	V. Max.	Elapsed
1		11:15:33.394	11:14:12.707	44.174	36.513	81.2	11:15:33.394
2		2:07.233	48.424	43.151	35.658	170.6	11:17:40.627
3		2:08.870	49.740	43.523	35.607	172.2	11:19:49.497
4		2:37.059	P 52.549	44.332	1:00.178	167.9	11:22:26.556
5		4:21.789	3:03.956	42.611	35.222	75.7	11:26:48.345
6		2:05.398	47.865	42.501	35.032	174.1	11:28:53.743
7		2:05.502	47.689	42.666	35.147	173.0	11:30:59.245
8		2:31.298	P 47.720	42.331	1:01.247	173.3	11:33:30.543
9		4:03.306	2:44.953	43.110	35.243	82.2	11:37:33.849
10		2:05.404	48.016	42.410	34.978	173.0	11:39:39.253
11		2:04.495	47.698	42.190	34.607	175.0	11:41:43.748
12		2:54.135	P 53.337	48.069	1:12.729	142.4	11:44:37.883
13		4:40.618	3:22.056	42.835	35.727	85.9	11:49:18.501
14		2:06.577	48.021	43.052	35.504	173.9	11:51:25.078
15		2:05.499	47.931	42.223	35.345	172.8	11:53:30.577
16		2:05.059	47.635	42.182	35.242	172.8	11:55:35.636
17		6:23.670	P 47.677	42.443	4:53.550	172.2	12:01:59.306

21 DHR — NISSAN SUNY

2 — ULTIMA VUELTA

Vta.	D	Tiempo	Sector 1	Sector 2	Sector 3	V. Max.	Elapsed
1		11:25:58.964	11:24:14.470	59.973	44.521	65.5	11:25:58.964
2		2:22.539	1:02.456	44.853	35.230	110.8	11:28:21.503
3		2:03.066	47.121	41.236	34.709	182.4	11:30:24.569
4		2:03.067	47.378	41.404	34.285	183.0	11:32:27.636
5		2:03.129	47.539	41.390	34.200	183.3	11:34:30.765
6		2:03.509	47.984	41.333	34.192	164.3	11:36:34.274
7		6:18.936	P 55.689	51.451	4:31.796	137.0	11:42:53.210
8		4:29.227	3:06.991	44.426	37.810	74.5	11:47:22.437
9		8:33.910	P 52.043	47.605	6:54.262	144.0	11:55:56.347

22 TECSPORT - OLIMPIA — V. GOLF

2 — ULTIMA VUELTA

Vta.	D	Tiempo	Sector 1	Sector 2	Sector 3	V. Max.	Elapsed
1		11:14:17.923	11:12:58.768	44.378	34.777	82.8	11:14:17.923
2		2:02.193	47.345	40.897	33.951	181.2	11:16:20.116
3		2:00.229	46.300	40.058	33.871	186.5	11:18:20.345
4		2:01.608	46.740	40.977	33.891	186.5	11:20:21.953
5		2:33.770	P 52.490	51.636	49.644	185.2	11:22:55.723
6		5:18.891	4:02.512	41.677	34.702	83.6	11:28:14.614
7		2:03.996	47.990	41.399	34.607	183.3	11:30:18.610
8		2:05.341	48.045	41.117	36.179	179.1	11:32:23.951
9		2:05.865	48.806	42.032	35.027	165.3	11:34:29.816
10		2:30.582	P 53.728	46.358	50.496	152.1	11:37:00.398
11		7:04.375	5:47.032	42.493	34.850	90.2	11:44:04.773
12		2:02.729	47.708	41.013	34.008	177.6	11:46:07.502
13		2:01.922	46.811	40.924	34.187	183.3	11:48:09.424
14		2:12.513	49.932	45.626	36.955	153.4	11:50:21.937
15		2:17.983	P 51.558	44.017	42.408	142.6	11:52:39.920
16		3:17.373	2:01.693	41.059	34.621	96.3	11:55:57.293
17		2:01.768	47.225	40.326	34.217	183.0	11:57:59.061
18		2:01.243	46.484	40.481	34.278	187.8	12:00:00.304
19		2:00.616	46.274	40.222	34.120	188.1	12:02:00.920
20			54.748	49.061		140.6	

23 RIGA SAXO — SAXO

SAXO — RASANTE SPORT

Vta.	D	Tiempo	Sector 1	Sector 2	Sector 3	V. Max.	Elapsed
1		11:39:03.785	11:37:43.108	45.196	35.481	79.1	11:39:03.785
2		2:06.842	47.963	42.766	36.113	173.9	11:41:10.627
3		2:06.203	48.261	42.500	35.442	171.4	11:43:16.830
4		2:05.226	47.675	42.449	35.102	174.4	11:45:22.056
5		6:49.467	P 49.192	46.288	5:13.987	172.5	11:52:11.523

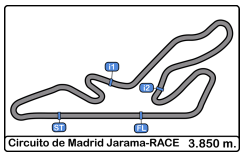

Circuito de Madrid Jarama - RACE

XI UV Endurance RACE Jarama

Entrenamiento cronometrado

Tiempos Por Vuelta

24 — M BOSS RACING — V. GOLF

2 — ESCUDERIA 1000 LAGOS

Vta.	D	Tiempo	Sector 1	Sector 2	Sector 3	V. Max.	Elapsed
1		11:12:51.683	11:11:32.884	43.483	35.316	90.7	11:12:51.683
2		2:04.038	48.283	41.191	34.564	169.0	11:14:55.721
3		2:07.005	P 46.930	40.769	39.306	187.8	11:17:02.726
4		3:53.698	2:37.866	41.360	34.472	90.9	11:20:56.424
5		2:01.476	46.713	40.961	33.802	192.1	11:22:57.900
6		2:01.210	45.788	40.543	34.879	187.1	11:24:59.110
7		2:00.359	45.948	40.482	33.929	189.4	11:26:59.469
8		2:13.205	P 45.939	43.183	44.083	192.8	11:29:12.674
9		3:37.749	2:21.205	42.392	34.152	90.6	11:32:50.423
10		2:00.331	46.151	40.511	33.669	191.4	11:34:50.754
11		2:00.021	45.939	40.444	33.638	192.8	11:36:50.775
12		2:00.298	46.125	40.388	33.785	190.4	11:38:51.073
13		6:08.386	P 53.934	48.857	4:25.595	166.6	11:44:59.459

25 — AMAZON SPORT — V. GOLF

2 — AECD

Vta.	D	Tiempo	Sector 1	Sector 2	Sector 3	V. Max.	Elapsed
1		11:15:03.037	11:13:28.609	51.395	43.033	76.3	11:15:03.037
2		2:28.470	56.048	51.174	41.248	142.8	11:17:31.507
3		2:26.232	55.142	49.574	41.516	146.1	11:19:57.739
4		3:01.410	P 58.392	48.514	1:14.504	146.1	11:22:59.149
5		6:03.042	4:36.385	48.347	38.310	82.1	11:29:02.191
6		2:17.142	51.677	46.949	38.516	161.1	11:31:19.333
7		2:47.824	P 51.586	48.078	1:08.160	163.1	11:34:07.157
8		5:13.487	3:49.518	45.933	38.036	82.3	11:39:20.644
9		2:13.169	51.145	44.766	37.258	163.6	11:41:33.813
10		2:12.481	49.873	45.333	37.275	169.2	11:43:46.294
11		2:11.060	49.906	44.520	36.634	169.0	11:45:57.354
12		7:54.111	P 49.934	45.383	6:18.794	169.2	11:53:51.465

43 — IMARTI MOTORSPORT — HONDA CIVIC

1 — ESCUDERIA CERRO NEGRO

Vta.	D	Tiempo	Sector 1	Sector 2	Sector 3	V. Max.	Elapsed
1		11:25:01.305	11:23:37.529	46.335	37.441	77.9	11:25:01.305
2		2:05.976	48.867	42.159	34.950	165.3	11:27:07.281
3		2:04.398	47.584	41.984	34.830	180.9	11:29:11.679
4		2:04.758	47.511	42.136	35.111	179.7	11:31:16.437
5		2:17.971	P 49.342	45.462	43.167	178.8	11:33:34.408
6		4:12.025	2:55.425	41.987	34.613	85.1	11:37:46.433
7		2:03.732	47.267	41.844	34.621	183.0	11:39:50.165
8		2:03.341	47.082	41.583	34.676	181.8	11:41:53.506
9		2:03.425	47.197	41.594	34.634	173.6	11:43:56.931
10		2:35.983	P 51.884	52.382	51.717	147.3	11:46:32.914
11		5:00.527	3:38.365	47.106	35.056	88.3	11:51:33.441
12		2:02.279	46.575	41.105	34.599	183.9	11:53:35.720
13		6:34.555	P 52.682	51.390	4:50.483	148.5	12:00:10.275

51 — AUTOCODE TORREJON — SAXO

SAXO — ESCUDERIA CENTRO

Vta.	D	Tiempo	Sector 1	Sector 2	Sector 3	V. Max.	Elapsed
1		11:24:06.014	11:22:41.671	46.610	37.733	47.9	11:24:06.014
2		2:10.696	49.970	44.281	36.445	166.6	11:26:16.710
3		2:10.063	49.485	44.094	36.484	167.9	11:28:26.773
4		2:24.940	P 49.283	44.467	51.190	169.2	11:30:51.713
5		5:41.834	4:19.433	44.399	38.002	79.5	11:36:33.547
6		2:09.653	49.633	43.882	36.138	168.7	11:38:43.200
7		2:09.014	49.064	44.048	35.902	168.4	11:40:52.214
8		2:09.524	49.541	43.980	36.003	167.7	11:43:01.738
9		4:46.241	P 49.156	44.216	3:12.869	168.4	11:47:47.979

79 — DE AUGUSTO CARRERAS — BMW 325I

3 — C.D. QUINTANO SPORT

Vta.	D	Tiempo	Sector 1	Sector 2	Sector 3	V. Max.	Elapsed
1		11:20:55.030	11:19:32.102	46.413	36.515	68.4	11:20:55.030
2		2:05.233	48.532	41.912	34.789	176.4	11:23:00.263
3		2:05.081	47.522	41.918	35.641	182.7	11:25:05.344
4		2:05.139	47.878	42.081	35.180	183.3	11:27:10.483
5		2:05.549	47.524	42.727	35.298	187.5	11:29:16.032
6		2:35.169	P 53.333	50.685	51.151	161.4	11:31:51.201
7		11:28.721	10:05.473	44.667	38.581	78.3	11:43:19.922
8		2:08.581	48.117	44.272	36.192	181.2	11:45:28.503
9		2:08.590	48.442	44.340	35.808	183.3	11:47:37.093
10		2:07.326	48.653	42.732	35.941	183.0	11:49:44.419
11		2:20.283	P 48.532	43.276	48.475	179.1	11:52:04.702

93 — GPLOIL-CKC — SUZUKI SWIFT

1 — ATKMOTORSPORT MADRID

Vta.	D	Tiempo	Sector 1	Sector 2	Sector 3	V. Max.	Elapsed
1		11:16:06.778	11:14:40.184	48.449	38.145	71.0	11:16:06.778
2		2:18.063	55.974	45.728	36.361	134.3	11:18:24.841
3		2:10.029	49.668	44.279	36.082	173.9	11:20:34.870
4		2:07.717	48.782	43.370	35.565	174.7	11:22:42.587
5		2:07.022	48.499	42.970	35.553	174.1	11:24:49.609
6		2:06.741	48.566	43.001	35.174	174.4	11:26:56.350
7		2:06.545	48.083	43.087	35.375	174.7	11:29:02.895
8		2:31.583	P 53.655	48.377	49.551	166.6	11:31:34.478
9		4:43.009	3:22.992	43.988	36.029	79.5	11:36:17.487
10		2:06.086	48.428	42.599	35.059	171.7	11:38:23.573
11		2:07.159	48.237	43.167	35.755	173.6	11:40:30.732
12		2:05.408	47.826	42.111	35.471	175.0	11:42:36.140
13		2:05.188	48.220		2:40.659	172.8	11:44:41.328
14		2:05.726	48.111		4:46.385	172.8	11:46:47.054
15		2:07.253	48.589	42.919	35.745	173.3	11:48:54.307
16		2:04.727	47.719		2:40.472	173.0	11:50:59.034
17		2:05.660	47.627		4:46.132	173.6	11:53:04.694
18		6:42.240	P 53.830	51.260	4:57.150	159.5	11:59:46.934

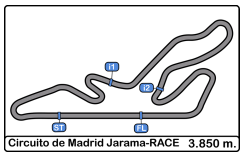

Circuito de Madrid Jarama - RACE

XI UV Endurance RACE Jarama

Entrenamiento cronometrado

Mejores Sectores

	Sector - 1			Sector - 2			Sector - 3			Vuelta Ideal vs Mejor Vuelta					
Clas	Nº	Equipo	Tiempo	Nº	Equipo	Tiempo	Nº	Equipo	Tiempo	Clas	Nº	Equipo	Vta. Ideal	Mejor Vta.	Clas
1	2	BOYACA SPORT TEAM	43.215	2	BOYACA SPORT TEAM	37.679	2	BOYACA SPORT TEAM	31.602	1	2	BOYACA SPORT TEAM	1:52.496	1:52.496	1
2	6	GLOBAL CAR ADVISOR	44.091	6	GLOBAL CAR ADVISOR	37.981	6	GLOBAL CAR ADVISOR	31.855	2	6	GLOBAL CAR ADVISOR	1:53.927	1:53.927	2
3	8	JDM MOTOR 1	44.799	1	RRO RACING	39.028	1	RRO RACING	32.593	3	1	RRO RACING	1:56.571	1:57.415	4
4	7	JDM MOTOR 2	44.815	7	JDM MOTOR 2	39.121	4	M&M RACING TEAM	32.709	4	7	JDM MOTOR 2	1:56.714	1:56.777	3
5	1	RRO RACING	44.950	13	ASAP RACING	39.328	7	JDM MOTOR 2	32.778	5	8	JDM MOTOR 1	1:57.359	1:57.936	7
6	4	M&M RACING TEAM	45.474	4	M&M RACING TEAM	39.407	13	ASAP RACING	32.863	6	4	M&M RACING TEAM	1:57.590	1:57.862	5
7	13	ASAP RACING	45.578	8	JDM MOTOR 1	39.496	8	JDM MOTOR 1	33.064	7	13	ASAP RACING	1:57.769	1:57.929	6
8	24	M BOSS RACING	45.788	12	4 TEAM	40.053	12	4 TEAM	33.376	8	12	4 TEAM	1:59.328	1:59.682	8
9	12	4 TEAM	45.899	22	TECSPORT - OLIMPIA	40.058	24	M BOSS RACING	33.638	9	24	M BOSS RACING	1:59.814	2:00.021	9
10	22	TECSPORT - OLIMPIA	46.274	24	M BOSS RACING	40.388	22	TECSPORT - OLIMPIA	33.871	10	22	TECSPORT - OLIMPIA	2:00.203	2:00.229	10
11	43	IMARTI MOTORSPORT	46.575	10	PRIMERA TEAM	40.994	21	DHR	34.192	11	11	RR2 MOTORSPORT	2:02.257	2:02.574	12
12	11	RR2 MOTORSPORT	46.838	11	RR2 MOTORSPORT	41.083	17	EMAN EGURRE	34.292	12	43	IMARTI MOTORSPORT	2:02.279	2:02.279	11
13	14	E-PERFORMANCE	46.989	43	IMARTI MOTORSPORT	41.105	11	RR2 MOTORSPORT	34.336	13	17	EMAN EGURRE	2:02.414	2:03.050	14
14	17	EMAN EGURRE	47.008	17	EMAN EGURRE	41.114	18	PURA PASION	34.337	14	21	DHR	2:02.549	2:03.066	15
15	21	DHR	47.121	21	DHR	41.236	10	PRIMERA TEAM	34.466	15	10	PRIMERA TEAM	2:02.600	2:02.654	13
16	10	PRIMERA TEAM	47.140	18	PURA PASION	41.418	9	PUNTAL PRODUCTIONS	34.502	16	14	E-PERFORMANCE	2:03.090	2:03.103	16
17	18	PURA PASION	47.377	14	E-PERFORMANCE	41.443	43	IMARTI MOTORSPORT	34.599	17	18	PURA PASION	2:03.132	2:03.132	17
18	79	DE AUGUSTO CARRERAS	47.522	79	DE AUGUSTO CARRERAS	41.912	20	EFICAR TEAM SAXO	34.607	18	79	DE AUGUSTO CARRERAS	2:04.223	2:05.081	20
19	93	GPLOIL-CKC	47.627	93	GPLOIL-CKC	42.111	14	E-PERFORMANCE	34.658	19	20	EFICAR TEAM SAXO	2:04.424	2:04.495	18
20	20	EFICAR TEAM SAXO	47.635	9	PUNTAL PRODUCTIONS	42.148	79	DE AUGUSTO CARRERAS	34.789	20	93	GPLOIL-CKC	2:04.797	2:04.727	19
21	23	RIGA SAXO	47.675	20	EFICAR TEAM SAXO	42.182	93	GPLOIL-CKC	35.059	21	23	RIGA SAXO	2:05.226	2:05.226	21
22	3	COIMBRA SAYAGO	47.940	23	RIGA SAXO	42.449	23	RIGA SAXO	35.102	22	9	PUNTAL PRODUCTIONS	2:05.814	2:06.825	24
23	16	SAAB ENDURANCE RACING SOCIETY	48.135	16	SAAB ENDURANCE RACING SOCIETY	42.716	16	SAAB ENDURANCE RACING SOCIETY	35.216	23	3	COIMBRA SAYAGO	2:05.974	2:05.974	22
24	15	BOYACA SAXO	48.436	3	COIMBRA SAYAGO	42.745	3	COIMBRA SAYAGO	35.289	24	16	SAAB ENDURANCE RACING SOCIETY	2:06.067	2:06.413	23
25	51	AUTOCODE TORREJON	49.064	15	BOYACA SAXO	43.144	15	BOYACA SAXO	35.496	25	15	BOYACA SAXO	2:07.076	2:07.218	25
26	9	PUNTAL PRODUCTIONS	49.164	51	AUTOCODE TORREJON	43.882	51	AUTOCODE TORREJON	35.902	26	51	AUTOCODE TORREJON	2:08.848	2:09.014	26
27	25	AMAZON SPORT	49.873	25	AMAZON SPORT	44.520	25	AMAZON SPORT	36.634	27	25	AMAZON SPORT	2:11.027	2:11.060	27

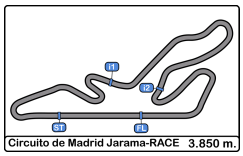

Circuito de Madrid Jarama - RACE
XI UV Endurance RACE Jarama
Entrenamiento cronometrado
5 Mejores Tiempos

						Mejor 1		Mejor 2		Mejor 3		Mejor 4		Mejor 5	
Clas	**Nº**	**Equipo**	**Concursante**	**Vehiculo**	**Cat**	**Tiempo**	**Vta.**	**Tiempo**	**Vta.**	**Tiempo**	**Vta.**	**Tiempo**	**Vta.**	**Tiempo**	**Vta.**
1	**2**	BOYACA SPORT TEAM	VSR MOTORSPORT	BMW 325	3	**1:52.496**	4	1:53.871	2	1:54.742	3	4:12.250	5	8:17.968	6
2	**6**	GLOBAL CAR ADVISOR	ULTIMA VUELTA	BMW 325	3	**1:53.927**	10	1:55.118	13	1:55.127	9	1:56.886	17	1:58.119	16
3	**7**	JDM MOTOR 2	ULTIMA VUELTA	BMW E36	3	**1:56.777**	10	1:57.612	11	1:57.884	3	1:58.253	4	1:58.947	2
4	**1**	RRO RACING	VSR MOTORSPORT	BMW 325	3	**1:57.415**	8	1:57.803	4	1:58.919	3	1:58.932	9	1:59.416	7
5	**4**	M&M RACING TEAM	ESCUDERIA CENTRO	BMW 325	3	**1:57.862**	15	1:58.342	12	1:58.378	7	1:58.672	14	1:58.787	9
6	**13**	ASAP RACING	ANDRES SANCHEZ PEREZ	HONDA CIVIC	1	**1:57.929**	4	1:57.998	3	2:00.059	2	2:08.487	5	4:55.158	6
7	**8**	JDM MOTOR 1	ULTIMA VUELTA	BMW 325	3	**1:57.936**	4	1:57.959	8	1:58.117	7	1:58.818	3	2:00.229	2
8	**12**	4 TEAM	JORGE RAMIREZ FERNANDEZ	BMW 318	2	**1:59.682**	4	2:03.137	3	2:07.893	2	3:00.287	5		
9	**24**	M BOSS RACING	ESCUDERIA 1000 LAGOS	V. GOLF	2	**2:00.021**	11	2:00.298	12	2:00.331	10	2:00.359	7	2:01.210	6
10	**22**	TECSPORT - OLIMPIA	ULTIMA VUELTA	V. GOLF	2	**2:00.229**	3	2:00.616	19	2:01.243	18	2:01.608	4	2:01.768	17
11	**43**	IMARTI MOTORSPORT	ESCUDERIA CERRO NEGRO	HONDA CIVIC	1	**2:02.279**	12	2:03.341	8	2:03.425	9	2:03.732	7	2:04.398	3
12	**11**	RR2 MOTORSPORT	ESCUDERIA MEDITERRANEO DE ALICANTE	V. GOLF	2	**2:02.574**	17	2:03.033	16	2:03.068	15	2:04.191	11	2:04.375	9
13	**10**	PRIMERA TEAM	EFICAR TEAM	NISSAN PRIMERA	2	**2:02.654**	14	2:02.902	12	2:03.085	10	2:03.168	9	2:03.642	4
14	**17**	EMAN EGURRE	EMAN EGURRE	BMW 325I	3	**2:03.050**	3	2:03.144	2	2:03.409	4	2:06.698	18	2:07.015	13
15	**21**	DHR	ULTIMA VUELTA	NISSAN SUNY	2	**2:03.066**	3	2:03.067	4	2:03.129	5	2:03.509	6	2:22.539	2
16	**14**	E-PERFORMANCE	ULTIMA VUELTA	HONDA CIVIC	1	**2:03.103**	12	2:04.738	9	2:04.774	3	2:04.980	5	2:05.417	4
17	**18**	PURA PASION	VICENTE GABRIEL VALLES	AUDI TT	3	**2:03.132**	12	2:03.740	11	2:04.621	10	2:04.954	6	2:05.252	5
18	**20**	EFICAR TEAM SAXO	EFICAR TEAM	SAXO	SAXO	**2:04.495**	11	2:05.059	16	2:05.398	6	2:05.404	10	2:05.499	15
19	**93**	GPLOIL-CKC	ATKMOTORSPORT MADRID	SUZUKI SWIFT	1	**2:04.727**	16	2:05.188	13	2:05.408	12	2:05.660	17	2:05.726	14
20	**79**	DE AUGUSTO CARRERAS	C.D. QUINTANO SPORT	BMW 325I	3	**2:05.081**	3	2:05.139	4	2:05.233	2	2:05.549	5	2:07.326	10
21	**23**	RIGA SAXO	RASANTE SPORT	SAXO	SAXO	**2:05.226**	4	2:06.203	3	2:06.842	2	6:49.467	5		
22	**3**	COIMBRA SAYAGO	ULTIMA VUELTA	SAXO	SAXO	**2:05.974**	5	2:06.260	4	2:15.674	2	4:19.345	3	6:21.107	6
23	**16**	SAAB ENDURANCE RACING SOCIETY	ESCUDERIA 1000 LAGOS	SAAB 900I	2	**2:06.413**	13	2:06.615	14	2:07.978	16	2:08.800	12	2:09.128	15
24	**9**	PUNTAL PRODUCTIONS	MADRID HISTORICOS	BMW 325I	3	**2:06.825**	3	2:07.993	2	2:17.745	4	4:39.933	6	7:09.308	5
25	**15**	BOYACA SAXO	VSR MOTORSPORT	SAXO	SAXO	**2:07.218**	5	2:07.337	6	2:07.415	4	2:08.033	12	2:08.322	3
26	**51**	AUTOCODE TORREJON	ESCUDERIA CENTRO	SAXO	SAXO	**2:09.014**	7	2:09.524	8	2:09.653	6	2:10.063	3	2:10.696	2
27	**25**	AMAZON SPORT	AECD	V. GOLF	2	**2:11.060**	11	2:12.481	10	2:13.169	9	2:17.142	6	2:26.232	3

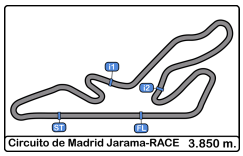

Circuito de Madrid Jarama - RACE
XI UV Endurance RACE Jarama
Entrenamiento cronometrado
5 Mejores Velocidades

						Máxima 1		Máxima 2		Máxima 3		Máxima 4		Máxima 5		
Clas	Nº	Equipo	Concursante	Vehiculo	Cat	Km/h	Vta.	Km/h	Vta.	Km/h	Vta.	Km/h	Vta.	Km/h	Vta.	Media
1	**2**	BOYACA SPORT TEAM	VSR MOTORSPORT	BMW 325	3	**201.4**	3	201.1	5	200.3	4	198.1	2	93.0	1	178.8
2	**7**	JDM MOTOR 2	ULTIMA VUELTA	BMW E36	3	**198.1**	4	196.7	5	196.0	10	195.6	7	193.2	6	195.9
3	**6**	GLOBAL CAR ADVISOR	ULTIMA VUELTA	BMW 325	3	**196.3**	10	193.8	14	192.1	11	189.4	13	184.6	7	191.3
4	**13**	ASAP RACING	ANDRES SANCHEZ PEREZ	HONDA CIVIC	1	**196.3**	4	195.2	3	188.4	5	180.6	2	148.3	6	181.8
5	**17**	EMAN EGURRE	EMAN EGURRE	BMW 325I	3	**193.8**	4	191.1	3	187.5	2	181.8	18	175.3	13	185.9
6	**1**	RRO RACING	VSR MOTORSPORT	BMW 325	3	**193.5**	8	192.5	9	192.5	10	189.8	4	189.1	7	191.5
7	**24**	M BOSS RACING	ESCUDERIA 1000 LAGOS	V. GOLF	2	**192.8**	8	192.8	11	192.1	5	191.4	10	190.4	12	191.9
8	**4**	M&M RACING TEAM	ESCUDERIA CENTRO	BMW 325	3	**191.8**	4	191.8	12	184.6	15	183.6	5	180.3	14	186.4
9	**8**	JDM MOTOR 1	ULTIMA VUELTA	BMW 325	3	**188.8**	6	186.8	5	186.5	7	185.5	8	179.4	3	185.4
10	**22**	TECSPORT - OLIMPIA	ULTIMA VUELTA	V. GOLF	2	**188.1**	19	187.8	18	186.5	3	186.5	4	185.2	5	186.8
11	**11**	RR2 MOTORSPORT	ESCUDERIA MEDITERRANEO DE ALICANTE	V. GOLF	2	**187.5**	9	185.5	12	185.2	6	185.2	11	184.6	4	185.6
12	**79**	DE AUGUSTO CARRERAS	C.D. QUINTANO SPORT	BMW 325I	3	**187.5**	5	183.3	4	183.3	9	183.0	10	182.7	3	184.0
13	**12**	4 TEAM	JORGE RAMIREZ FERNANDEZ	BMW 318	2	**186.8**	5	179.1	4	162.8	3	157.8	2	75.3	1	152.4
14	**10**	PRIMERA TEAM	EFICAR TEAM	NISSAN PRIMERA	2	**183.9**	12	180.9	13	180.3	14	178.5	16	177.0	10	180.1
15	**43**	IMARTI MOTORSPORT	ESCUDERIA CERRO NEGRO	HONDA CIVIC	1	**183.9**	12	183.0	7	181.8	8	180.9	3	179.7	4	181.8
16	**21**	DHR	ULTIMA VUELTA	NISSAN SUNY	2	**183.3**	5	183.0	4	182.4	3	164.3	6	144.0	9	171.4
17	**18**	PURA PASION	VICENTE GABRIEL VALLES	AUDI TT	3	**179.4**	12	178.2	5	177.9	7	177.9	13	177.3	3	178.1
18	**16**	SAAB ENDURANCE RACING SOCIETY	ESCUDERIA 1000 LAGOS	SAAB 900I	2	**179.1**	13	177.0	17	175.6	14	173.6	16	173.0	12	175.6
19	**14**	E-PERFORMANCE	ULTIMA VUELTA	HONDA CIVIC	1	**178.5**	8	177.3	11	176.7	3	176.4	4	176.4	12	177.1
20	**20**	EFICAR TEAM SAXO	EFICAR TEAM	SAXO	SAXO	**175.0**	11	174.1	6	173.9	14	173.3	8	173.0	7	173.9
21	**93**	GPLOIL-CKC	ATKMOTORSPORT MADRID	SUZUKI SWIFT	1	**175.0**	12	174.7	4	174.7	7	174.4	6	174.1	5	174.6
22	**23**	RIGA SAXO	RASANTE SPORT	SAXO	SAXO	**174.4**	4	173.9	2	172.5	5	171.4	3	79.1	1	154.2
23	**3**	COIMBRA SAYAGO	ULTIMA VUELTA	SAXO	SAXO	**172.5**	2	172.5	5	172.2	4	134.6	6	61.0	3	142.5
24	**25**	AMAZON SPORT	AECD	V. GOLF	2	**169.2**	10	169.2	12	169.0	11	163.6	9	163.1	7	166.8
25	**51**	AUTOCODE TORREJON	ESCUDERIA CENTRO	SAXO	SAXO	**169.2**	4	168.7	6	168.4	7	168.4	9	167.9	3	168.5
26	**15**	BOYACA SAXO	VSR MOTORSPORT	SAXO	SAXO	**169.0**	12	169.0	13	169.0	14	168.2	10	167.9	11	168.6
27	**9**	PUNTAL PRODUCTIONS	MADRID HISTORICOS	BMW 325I	3	**150.4**	6	142.1	4	139.7	3	129.0	2	68.6	1	125.9

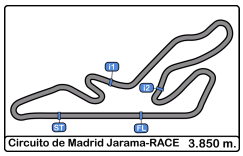

Circuito de Madrid Jarama - RACE

XI UV Endurance RACE Jarama

Entrenamiento cronometrado

Secuencia Vueltas Rápidas

Vta	Hora Día	T Sesion	Nº	Equipo	Concursante	Vehiculo	Cat	TIempo	Km/h
2	11:14:31.318	4:31.318	**8**	JDM MOTOR 1	ULTIMA VUELTA	BMW 325	3	**2:00.229**	115.2
2	11:15:44.631	5:44.631	**7**	JDM MOTOR 2	ULTIMA VUELTA	BMW E36	3	**1:58.947**	116.5
3	11:16:30.136	6:30.136	**8**	JDM MOTOR 1	ULTIMA VUELTA	BMW 325	3	**1:58.818**	116.6
3	11:17:42.515	7:42.515	**7**	JDM MOTOR 2	ULTIMA VUELTA	BMW E36	3	**1:57.884**	117.5
9	11:35:07.799	25:07.799	**6**	GLOBAL CAR ADVISOR	ULTIMA VUELTA	BMW 325	3	**1:55.127**	120.3
10	11:37:01.726	27:01.726	**6**	GLOBAL CAR ADVISOR	ULTIMA VUELTA	BMW 325	3	**1:53.927**	121.6
2	11:41:20.937	31:20.937	**2**	BOYACA SPORT TEAM	VSR MOTORSPORT	BMW 325	3	**1:53.871**	121.7
4	11:45:08.175	35:08.175	**2**	BOYACA SPORT TEAM	VSR MOTORSPORT	BMW 325	3	**1:52.496**	123.2

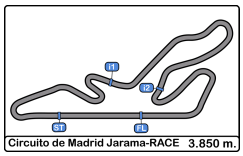

Circuito de Madrid Jarama - RACE

XI UV Endurance RACE Jarama

Entrenamiento cronometrado

Mejor Máxima Velocidad del Evento

Cls	Nº	Equipo	Concursante	Vehiculo	Cat	Km/h	Sesión
1	**19**	FERNANDO NAVARRETE	ULTIMA VUELTA	BMW 325I	3	**201.4**	Entrenamiento Libre
2	**2**	BOYACA SPORT TEAM	VSR MOTORSPORT	BMW 325	3	**201.4**	Entrenamiento cronometrado
3	**7**	JDM MOTOR 2	ULTIMA VUELTA	BMW E36	3	**198.1**	Entrenamiento cronometrado
4	**13**	ASAP RACING	ANDRES SANCHEZ PEREZ	HONDA CIVIC	1	**196.3**	Entrenamiento cronometrado
5	**6**	GLOBAL CAR ADVISOR	ULTIMA VUELTA	BMW 325	3	**196.3**	Entrenamiento cronometrado
6	**12**	4 TEAM	JORGE RAMIREZ FERNANDEZ	BMW 318	2	**194.5**	Entrenamiento Libre
7	**17**	EMAN EGURRE	EMAN EGURRE	BMW 325I	3	**193.8**	Entrenamiento cronometrado
8	**1**	RRO RACING	VSR MOTORSPORT	BMW 325	3	**193.5**	Entrenamiento cronometrado
9	**8**	JDM MOTOR 1	ULTIMA VUELTA	BMW 325	3	**193.2**	Entrenamiento Libre
10	**24**	M BOSS RACING	ESCUDERIA 1000 LAGOS	V. GOLF	2	**192.8**	Entrenamiento cronometrado
11	**4**	M&M RACING TEAM	ESCUDERIA CENTRO	BMW 325	3	**191.8**	Entrenamiento cronometrado
12	**79**	DE AUGUSTO CARRERAS	C.D. QUINTANO SPORT	BMW 325I	3	**189.8**	Entrenamiento Libre
13	**22**	TECSPORT - OLIMPIA	ULTIMA VUELTA	V. GOLF	2	**188.8**	Entrenamiento Libre
14	**11**	RR2 MOTORSPORT	ESCUDERIA MEDITERRANEO DE ALICANTE	V. GOLF	2	**187.5**	Entrenamiento cronometrado
15	**10**	PRIMERA TEAM	EFICAR TEAM	NISSAN PRIMERA	2	**183.9**	Entrenamiento cronometrado
16	**43**	IMARTI MOTORSPORT	ESCUDERIA CERRO NEGRO	HONDA CIVIC	1	**183.9**	Entrenamiento cronometrado
17	**21**	DHR	ULTIMA VUELTA	NISSAN SUNY	2	**183.3**	Entrenamiento cronometrado
18	**18**	PURA PASION	VICENTE GABRIEL VALLES	AUDI TT	3	**180.0**	Entrenamiento Libre
19	**16**	SAAB ENDURANCE RACING SOCIETY	ESCUDERIA 1000 LAGOS	SAAB 900I	2	**179.1**	Entrenamiento cronometrado
20	**14**	E-PERFORMANCE	ULTIMA VUELTA	HONDA CIVIC	1	**178.5**	Entrenamiento cronometrado
21	**5**	NO BRAIN TEAM	ULTIMA VUELTA	BMW 325	3	**175.8**	Entrenamiento Libre
22	**20**	EFICAR TEAM SAXO	EFICAR TEAM	SAXO	SAXO	**175.0**	Entrenamiento cronometrado
23	**93**	GPLOIL-CKC	ATKMOTORSPORT MADRID	SUZUKI SWIFT	1	**175.0**	Entrenamiento cronometrado
24	**23**	RIGA SAXO	RASANTE SPORT	SAXO	SAXO	**174.4**	Entrenamiento cronometrado
25	**3**	COIMBRA SAYAGO	ULTIMA VUELTA	SAXO	SAXO	**173.6**	Entrenamiento Libre
26	**51**	AUTOCODE TORREJON	ESCUDERIA CENTRO	SAXO	SAXO	**170.8**	Entrenamiento Libre
27	**15**	BOYACA SAXO	VSR MOTORSPORT	SAXO	SAXO	**170.6**	Entrenamiento Libre
28	**25**	AMAZON SPORT	AECD	V. GOLF	2	**169.2**	Entrenamiento cronometrado
29	**9**	PUNTAL PRODUCTIONS	MADRID HISTORICOS	BMW 325I	3	**162.6**	Entrenamiento Libre

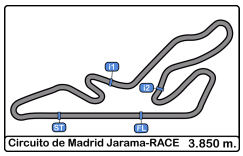

Circuito de Madrid Jarama - RACE
XI UV Endurance RACE Jarama
Entrenamiento cronometrado
Tiempos Parada en Pit

1 — RRO RACING — BMW 325
3 — VSR MOTORSPORT

Nr.	Hora Día Entrada	Tiempo Entrada	Tiempo Salida	Tiempo Box	T. Box Total
1	11:41:17.576	11:41:17.576	11:43:43.921	2:26.345	2:26.345
2	11:53:56.171	11:53:56.171	11:58:20.680	4:24.509	6:50.854

2 — BOYACA SPORT TEAM — BMW 325
3 — VSR MOTORSPORT

Nr.	Hora Día Entrada	Tiempo Entrada	Tiempo Salida	Tiempo Box	T. Box Total
1	11:47:18.228	11:47:18.228	11:49:50.600	2:32.372	2:32.372

3 — COIMBRA SAYAGO — SAXO
SAXO — ULTIMA VUELTA

Nr.	Hora Día Entrada	Tiempo Entrada	Tiempo Salida	Tiempo Box	T. Box Total
1	11:17:46.419	11:17:46.419	11:20:03.848	2:17.429	2:17.429

4 — M&M RACING TEAM — BMW 325
3 — ESCUDERIA CENTRO

Nr.	Hora Día Entrada	Tiempo Entrada	Tiempo Salida	Tiempo Box	T. Box Total
1	11:31:55.913	11:31:55.913	11:34:29.129	2:33.216	2:33.216

6 — GLOBAL CAR ADVISOR — BMW 325
3 — ULTIMA VUELTA

Nr.	Hora Día Entrada	Tiempo Entrada	Tiempo Salida	Tiempo Box	T. Box Total
1	11:26:49.065	11:26:49.065	11:31:16.448	4:27.383	4:27.383
2	11:39:03.751	11:39:03.751	11:43:01.599	3:57.848	8:25.231
3	11:48:51.922	11:48:51.922	11:55:49.983	6:58.061	15:23.292

7 — JDM MOTOR 2 — BMW E36
3 — ULTIMA VUELTA

Nr.	Hora Día Entrada	Tiempo Entrada	Tiempo Salida	Tiempo Box	T. Box Total
1	11:25:58.747	11:25:58.747	11:30:45.218	4:46.471	4:46.471
2	11:41:13.010	11:41:13.010	11:45:19.584	4:06.574	8:53.045

8 — JDM MOTOR 1 — BMW 325
3 — ULTIMA VUELTA

Nr.	Hora Día Entrada	Tiempo Entrada	Tiempo Salida	Tiempo Box	T. Box Total
1	11:29:28.512	11:29:28.512	11:32:41.598	3:13.086	3:13.086

9 — PUNTAL PRODUCTIONS — BMW 325I
3 — MADRID HISTORICOS

Nr.	Hora Día Entrada	Tiempo Entrada	Tiempo Salida	Tiempo Box	T. Box Total
1	11:26:59.678	11:26:59.678	11:31:58.058	4:58.380	4:58.380

10 — PRIMERA TEAM — NISSAN PRIMERA
2 — EFICAR TEAM

Nr.	Hora Día Entrada	Tiempo Entrada	Tiempo Salida	Tiempo Box	T. Box Total
1	11:34:17.072	11:34:17.072	11:36:29.194	2:12.122	2:12.122

11 — RR2 MOTORSPORT — V. GOLF
2 — ESCUDERIA MEDITERRANEO DE ALICANTE

Nr.	Hora Día Entrada	Tiempo Entrada	Tiempo Salida	Tiempo Box	T. Box Total
1	11:28:56.536	11:28:56.536	11:32:45.005	3:48.469	3:48.469
2	11:43:28.251	11:43:28.251	11:46:40.631	3:12.380	7:00.849

14 — E-PERFORMANCE — HONDA CIVIC
1 — ULTIMA VUELTA

Nr.	Hora Día Entrada	Tiempo Entrada	Tiempo Salida	Tiempo Box	T. Box Total
1	11:28:14.798	11:28:14.798	11:35:02.433	6:47.635	6:47.635

15 — BOYACA SAXO — SAXO
SAXO — VSR MOTORSPORT

Nr.	Hora Día Entrada	Tiempo Entrada	Tiempo Salida	Tiempo Box	T. Box Total
1	11:32:28.787	11:32:28.787	11:38:20.626	5:51.839	5:51.839
2	11:53:54.208	11:53:54.208	11:56:42.439	2:48.231	8:40.070

16 — SAAB ENDURANCE RACING SOCIETY — SAAB 900I
2 — ESCUDERIA 1000 LAGOS

Nr.	Hora Día Entrada	Tiempo Entrada	Tiempo Salida	Tiempo Box	T. Box Total
1	11:18:57.191	11:18:57.191	11:22:42.263	3:45.072	3:45.072
2	11:29:40.047	11:29:40.047	11:33:27.379	3:47.332	7:32.404
3	11:45:04.864	11:45:04.864	11:47:51.169	2:46.305	10:18.709

17 — EMAN EGURRE — BMW 325I
3 — EMAN EGURRE

Nr.	Hora Día Entrada	Tiempo Entrada	Tiempo Salida	Tiempo Box	T. Box Total
1	11:25:26.523	11:25:26.523	11:27:43.550	2:17.027	2:17.027
2	11:39:33.807	11:39:33.807	11:41:28.604	1:54.797	4:11.824
3	11:52:18.248	11:52:18.248	11:54:23.124	2:04.876	6:16.700

18 — PURA PASION — AUDI TT
3 — VICENTE GABRIEL VALLES

Nr.	Hora Día Entrada	Tiempo Entrada	Tiempo Salida	Tiempo Box	T. Box Total
1	11:28:06.886	11:28:06.886	11:31:22.958	3:16.072	3:16.072
2	11:42:00.595	11:42:00.595	11:45:23.044	3:22.449	6:38.521
3	11:58:42.137	11:58:42.137	11:59:30.933	48.796	7:27.317

20 — EFICAR TEAM SAXO — SAXO
SAXO — EFICAR TEAM

Nr.	Hora Día Entrada	Tiempo Entrada	Tiempo Salida	Tiempo Box	T. Box Total
1	11:22:06.846	11:22:06.846	11:24:43.701	2:36.855	2:36.855
2	11:33:09.816	11:33:09.816	11:35:28.718	2:18.902	4:55.757
3	11:44:09.102	11:44:09.102	11:47:13.682	3:04.580	8:00.337

21 — DHR — NISSAN SUNY
2 — ULTIMA VUELTA

Nr.	Hora Día Entrada	Tiempo Entrada	Tiempo Salida	Tiempo Box	T. Box Total
1	11:39:17.429	11:39:17.429	11:45:12.887	5:55.458	5:55.458

22 — TECSPORT - OLIMPIA — V. GOLF
2 — ULTIMA VUELTA

Nr.	Hora Día Entrada	Tiempo Entrada	Tiempo Salida	Tiempo Box	T. Box Total
1	11:22:51.608	11:22:51.608	11:26:07.814	3:16.206	3:16.206
2	11:36:54.626	11:36:54.626	11:42:01.194	5:06.568	8:22.774
3	11:52:36.719	11:52:36.719	11:53:58.056	1:21.337	9:44.111

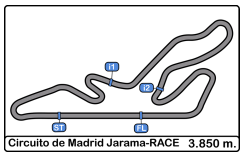

Circuito de Madrid Jarama - RACE
XI UV Endurance RACE Jarama
Entrenamiento cronometrado
Tiempos Parada en Pit

24 M BOSS RACING — V. GOLF

2 — ESCUDERIA 1000 LAGOS

Nr.	Hora Día Entrada	Tiempo Entrada	Tiempo Salida	Tiempo Box	T. Box Total
1	11:16:59.870	11:16:59.870	11:18:55.624	1:55.754	1:55.754
2	11:29:09.245	11:29:09.245	11:30:49.523	1:40.278	3:36.032

25 AMAZON SPORT — V. GOLF

2 — AECD

Nr.	Hora Día Entrada	Tiempo Entrada	Tiempo Salida	Tiempo Box	T. Box Total
1	11:22:32.308	11:22:32.308	11:26:46.558	4:14.250	4:14.250
2	11:33:41.903	11:33:41.903	11:37:08.300	3:26.397	7:40.647

43 IMARTI MOTORSPORT — HONDA CIVIC

1 — ESCUDERIA CERRO NEGRO

Nr.	Hora Día Entrada	Tiempo Entrada	Tiempo Salida	Tiempo Box	T. Box Total
1	11:33:30.615	11:33:30.615	11:35:44.424	2:13.809	2:13.809
2	11:46:28.312	11:46:28.312	11:49:20.399	2:52.087	5:05.896

51 AUTOCODE TORREJON — SAXO

SAXO — ESCUDERIA CENTRO

Nr.	Hora Día Entrada	Tiempo Entrada	Tiempo Salida	Tiempo Box	T. Box Total
1	11:30:48.233	11:30:48.233	11:34:24.456	3:36.223	3:36.223

79 DE AUGUSTO CARRERAS — BMW 325I

3 — C.D. QUINTANO SPORT

Nr.	Hora Día Entrada	Tiempo Entrada	Tiempo Salida	Tiempo Box	T. Box Total
1	11:31:45.614	11:31:45.614	11:41:08.291	9:22.677	9:22.677

93 GPLOIL-CKC — SUZUKI SWIFT

1 — ATKMOTORSPORT MADRID

Nr.	Hora Día Entrada	Tiempo Entrada	Tiempo Salida	Tiempo Box	T. Box Total
1	11:31:30.621	11:31:30.621	11:34:10.514	2:39.893	2:39.893

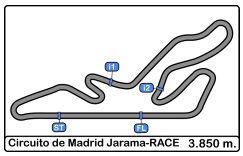

Circuito de Madrid Jarama - RACE
XI UV Endurance RACE Jarama
Entrenamiento cronometrado
Informe Meteorológico

Temperatura Aire

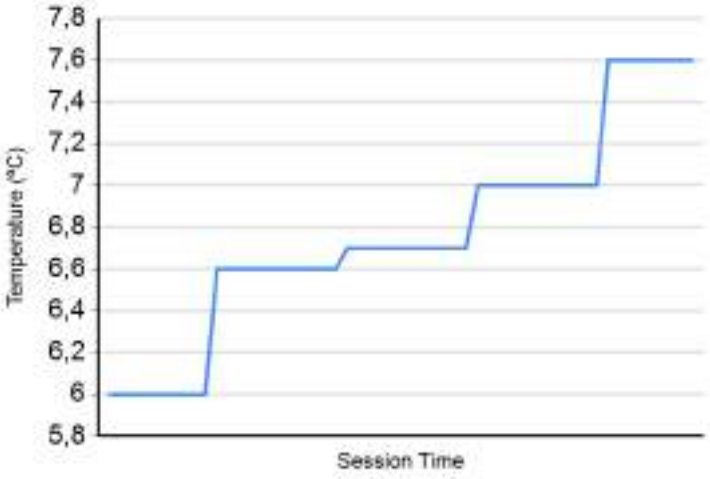

Temperatura Pista

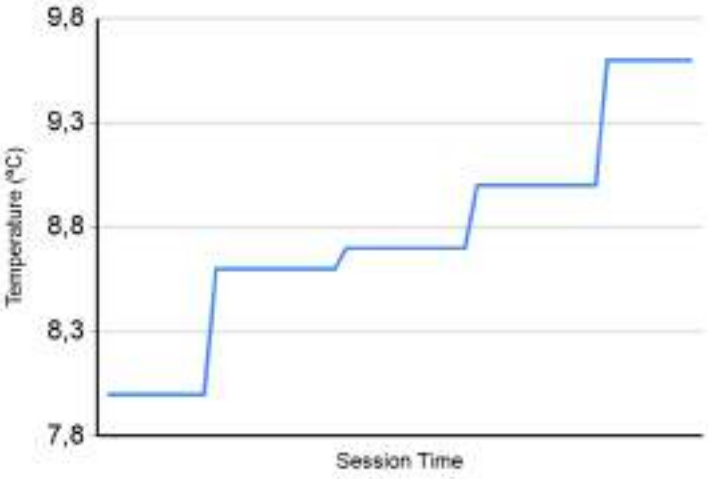

Humedad

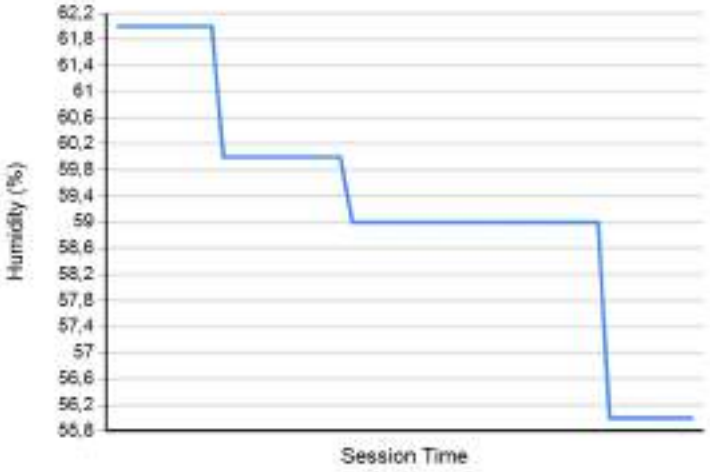

Presión

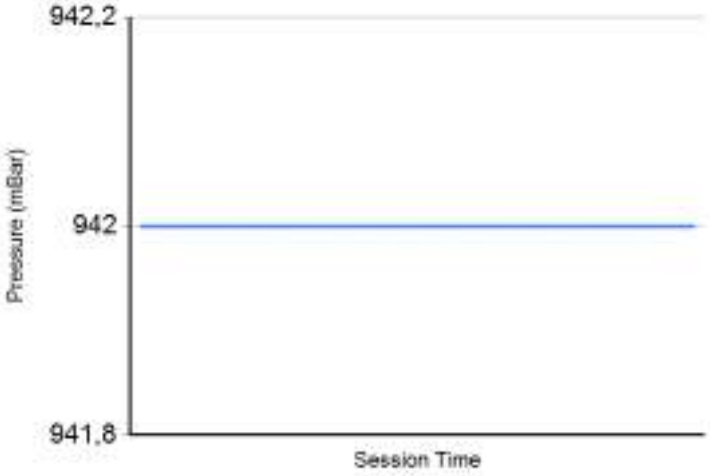

Velocidad Viento

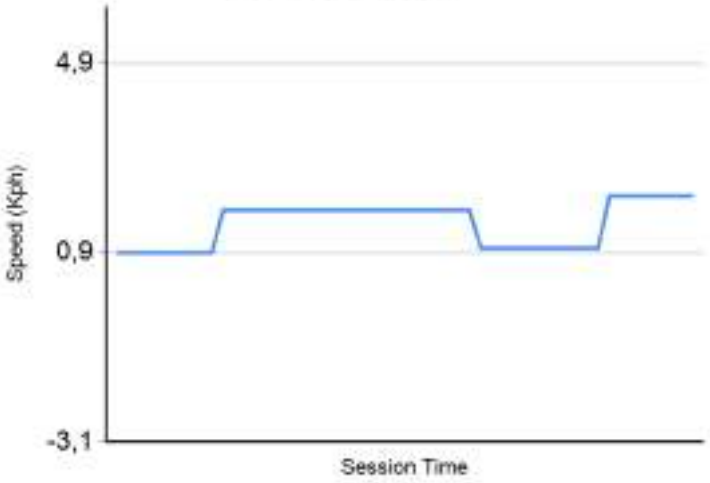

Dirección Viento

Norte = 0º/360º Este = 90º Sur = 180º Oeste= 270º

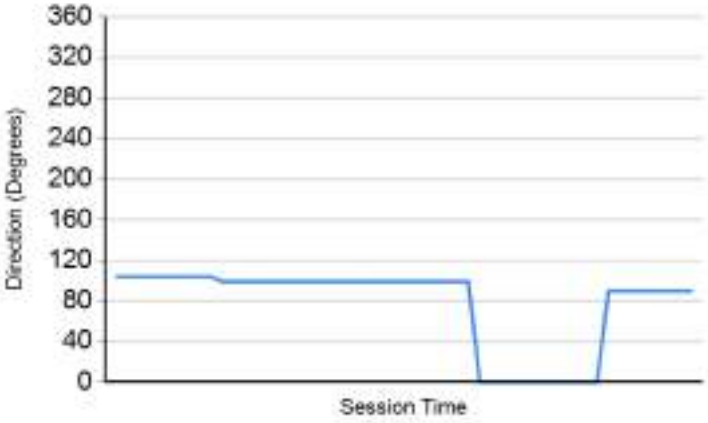

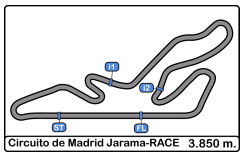

Circuito de Madrid Jarama - RACE

XI UV Endurance RACE Jarama

Entrenamiento cronometrado

Resultados Finales

Clas	Nº	Equipo	Concursante	Vehiculo	Cat	Clas	N.V.	V.R.	Tiempo	Dif 1º	Dif Ant.	Km/h
1	**2**	BOYACA SPORT TEAM	VSR MOTORSPORT	BMW 325	3	1	6	**4**	**1:52.496**			123.2
2	**6**	GLOBAL CAR ADVISOR	ULTIMA VUELTA	BMW 325	3	2	17	**10**	**1:53.927**	1.431	1.431	121.6
3	**7**	JDM MOTOR 2	ULTIMA VUELTA	BMW E36	3	3	13	**10**	**1:56.777**	4.281	2.850	118.6
4	**1**	RRO RACING	VSR MOTORSPORT	BMW 325	3	4	11	**8**	**1:57.415**	4.919	0.638	118.0
5	**4**	M&M RACING TEAM	ESCUDERIA CENTRO	BMW 325	3	5	16	**15**	**1:57.862**	5.366	0.447	117.5
6	**13**	ASAP RACING	ANDRES SANCHEZ PEREZ	HONDA CIVIC	1	1	6	**4**	**1:57.929**	5.433	0.067	117.5
7	**8**	JDM MOTOR 1	ULTIMA VUELTA	BMW 325	3	6	13	**4**	**1:57.936**	5.440	0.007	117.5
8	**12**	4 TEAM	JORGE RAMIREZ FERNANDEZ	BMW 318	2	1	5	**4**	**1:59.682**	7.186	1.746	115.8
9	**24**	M BOSS RACING	ESCUDERIA 1000 LAGOS	V. GOLF	2	2	13	**11**	**2:00.021**	7.525	0.339	115.4
10	**22**	TECSPORT - OLIMPIA	ULTIMA VUELTA	V. GOLF	2	3	19	**3**	**2:00.229**	7.733	0.208	115.2
11	**43**	IMARTI MOTORSPORT	ESCUDERIA CERRO NEGRO	HONDA CIVIC	1	2	13	**12**	**2:02.279**	9.783	2.050	113.3
12	**11**	RR2 MOTORSPORT	ESCUDERIA MEDITERRANEO DE ALICANTE	V. GOLF	2	4	18	**17**	**2:02.574**	10.078	0.295	113.0
13	**10**	PRIMERA TEAM	EFICAR TEAM	NISSAN PRIMERA	2	5	16	**14**	**2:02.654**	10.158	0.080	113.0
14	**17**	EMAN EGURRE	EMAN EGURRE	BMW 325I	3	7	18	**3**	**2:03.050**	10.554	0.396	112.6
15	**21**	DHR	ULTIMA VUELTA	NISSAN SUNY	2	6	9	**3**	**2:03.066**	10.570	0.016	112.6
16	**14**	E-PERFORMANCE	ULTIMA VUELTA	HONDA CIVIC	1	3	13	**12**	**2:03.103**	10.607	0.037	112.5
17	**18**	PURA PASION	VICENTE GABRIEL VALLES	AUDI TT	3	8	19	**12**	**2:03.132**	10.636	0.029	112.5
18	**20**	EFICAR TEAM SAXO	EFICAR TEAM	SAXO	SAXO	1	17	**11**	**2:04.495**	11.999	1.363	111.3
19	**93**	GPLOIL-CKC	ATKMOTORSPORT MADRID	SUZUKI SWIFT	1	4	18	**16**	**2:04.727**	12.231	0.232	111.1
20	**79**	DE AUGUSTO CARRERAS	C.D. QUINTANO SPORT	BMW 325I	3	9	11	**3**	**2:05.081**	12.585	0.354	110.8
21	**23**	RIGA SAXO	RASANTE SPORT	SAXO	SAXO	2	5	**4**	**2:05.226**	12.730	0.145	110.6
22	**3**	COIMBRA SAYAGO	ULTIMA VUELTA	SAXO	SAXO	3	6	**5**	**2:05.974**	13.478	0.748	110.0
23	**16**	SAAB ENDURANCE RACING SOCIETY	ESCUDERIA 1000 LAGOS	SAAB 900I	2	7	16	**13**	**2:06.413**	13.917	0.439	109.6
24	**9**	PUNTAL PRODUCTIONS	MADRID HISTORICOS	BMW 325I	3	10	6	**3**	**2:06.825**	14.329	0.412	109.2
25	**15**	BOYACA SAXO	VSR MOTORSPORT	SAXO	SAXO	4	15	**5**	**2:07.218**	14.722	0.393	108.9
26	**51**	AUTOCODE TORREJON	ESCUDERIA CENTRO	SAXO	SAXO	5	9	**7**	**2:09.014**	16.518	1.796	107.4
27	**25**	AMAZON SPORT	AECD	V. GOLF	2	8	12	**11**	**2:11.060**	18.564	2.046	105.7

Publicada a las:.....

Temp. Pista: **9.6 °C** Temp. Aire: **7.6 °C** Humedad: **56 %** Estado Pista: **SECA**

Comisarios Deportivos:

Alberto LINDON — CD-0604-ESP/M

Francisco ANTÓN — CD-0808-ESP/M

Ana Belén GARCIA — CD-3261-ESP/M

Cronometrador:

Jesús García Núñez — JOB-1604-ESP/M

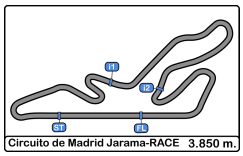

Circuito de Madrid Jarama - RACE
XI UV Endurance RACE Jarama
Carrera 8 horas resistencia
Parrilla de Salida

29	**19**	FERNANDO NAVARRETE		.15.				
27	**5**	NO BRAIN TEAM		.14.		PUNTAL PRODUCTIONS	**9**	28
25	**25**	AMAZON SPORT	2:11.060	.13.		GLOBAL CAR ADVISOR	**6**	26
23	**15**	BOYACA SAXO	2:07.218	.12.	2:09.014	AUTOCODE TORREJON	**51**	24
21	**3**	COIMBRA SAYAGO	2:05.974	.11.	2:06.413	SAAB ENDURANCE RACING SOCIETY	**16**	22
19	**79**	DE AUGUSTO CARRERAS	2:05.081	.10.	2:05.226	RIGA SAXO	**23**	20
17	**20**	EFICAR TEAM SAXO	2:04.495	.9.	2:04.727	GPLOIL-CKC	**93**	18
15	**14**	E-PERFORMANCE	2:03.103	.8.	2:03.132	PURA PASION	**18**	16
13	**17**	EMAN EGURRE	2:03.050	.7.	2:03.066	DHR	**21**	14
11	**11**	RR2 MOTORSPORT	2:02.574	.6.	2:02.654	PRIMERA TEAM	**10**	12
9	**22**	TECSPORT – OLIMPIA	2:00.229	.5.	2:02.279	IMARTI MOTORSPORT	**43**	10
7	**12**	4 TEAM	1:59.682	.4.	2:00.021	M BOSS RACING	**24**	8
5	**13**	ASAP RACING	1:57.929	.3.	1:57.936	JDM MOTOR 1	**8**	6
3	**1**	RRO RACING	1:57.415	.2.	1:57.862	M&M RACING TEAM	**4**	4
1	**2**	BOYACA SPORT TEAM	1:52.496	.1.	1:56.777	JDM MOTOR 2	**7**	2

Pole

Publicada a las:.....

Comisarios Deportivos:

Alberto LINDON	Francisco ANTÓN	Ana Belén GARCIA
CD-0604-ESP/M	CD-0808-ESP/M	CD-3261-ESP/M

Cronometrador:

Jesús García Núñez
JOB-1604-ESP/M

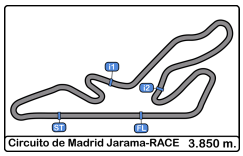

Circuito de Madrid Jarama - RACE

XI UV Endurance RACE Jarama

Carrera 8 horas resistencia

Resultados Provisionales 1 Hora

Cls	Nº	Equipo	Concursante	Vehiculo	Cat	Cl	N.V.	Tiempo	Dif 1º	Dif Ant.	Km/h	V.R.	Tiempo	Km/h
1	**1**	RRO RACING	VSR MOTORSPORT	BMW 325	3	1	31	**1:01:31.682**			116.3	8	1:57.250	118.2
2	**8**	JDM MOTOR 1	ULTIMA VUELTA	BMW 325	3	2	31	**1:01:33.228**	1.546	1.546	116.3	18	1:57.815	117.6
3	**2**	BOYACA SPORT TEAM	VSR MOTORSPORT	BMW 325	3	3	31	**1:01:34.385**	2.703	1.157	116.3	13	1:57.535	117.9
4	**7**	JDM MOTOR 2	ULTIMA VUELTA	BMW E36	3	4	31	**1:01:39.514**	7.832	5.129	116.1	19	1:57.770	117.6
5	**4**	M&M RACING TEAM	ESCUDERIA CENTRO	BMW 325	3	5	31	**1:01:40.715**	9.033	1.201	116.1	16	1:57.566	117.8
6	**13**	ASAP RACING	ANDRES SANCHEZ PEREZ	HONDA CIVIC	1	1	31	**1:02:47.887**	1:16.205	1:07.172	114.0	16	1:59.764	115.7
7	**22**	TECSPORT - OLIMPIA	ULTIMA VUELTA	V. GOLF	2	1	31	**1:03:29.270**	1:57.588	41.383	112.7	20	2:01.170	114.3
8	**24**	M BOSS RACING	ESCUDERIA 1000 LAGOS	V. GOLF	2	2	30	**1:01:35.214**	1 Vta	1 Vta	112.5	4	2:01.784	113.8
9	**11**	RR2 MOTORSPORT	ESCUDERIA MEDITERRANEO DE ALICANTE	V. GOLF	2	3	30	**1:01:35.786**	1 Vta	0.572	112.5	13	2:01.636	113.9
10	**17**	EMAN EGURRE	EMAN EGURRE	BMW 325I	3	6	30	**1:01:54.417**	1 Vta	18.631	111.9	5	2:02.262	113.3
11	**21**	DHR	ULTIMA VUELTA	NISSAN SUNY	2	4	30	**1:02:12.949**	1 Vta	18.532	111.3	3	2:02.151	113.4
12	**10**	PRIMERA TEAM	EFICAR TEAM	NISSAN PRIMERA	2	5	30	**1:02:13.966**	1 Vta	1.017	111.3	6	2:02.371	113.2
13	**43**	IMARTI MOTORSPORT	ESCUDERIA CERRO NEGRO	HONDA CIVIC	1	2	30	**1:02:46.739**	1 Vta	32.773	110.3	12	2:03.526	112.2
14	**14**	E-PERFORMANCE	ULTIMA VUELTA	HONDA CIVIC	1	3	30	**1:03:26.938**	1 Vta	40.199	109.2	6	2:04.964	110.9
15	**20**	EFICAR TEAM SAXO	EFICAR TEAM	SAXO	SAXO	1	30	**1:03:28.531**	1 Vta	1.593	109.1	6	2:04.706	111.1
16	**3**	COIMBRA SAYAGO	ULTIMA VUELTA	SAXO	SAXO	2	30	**1:03:31.939**	1 Vta	3.408	109.0	28	2:05.649	110.3
17	**79**	DE AUGUSTO CARRERAS	C.D. QUINTANO SPORT	BMW 325I	3	7	29	**59:44.380**	2 Vtas	1 Vta	112.1	5	2:02.074	113.5
18	**16**	SAAB ENDURANCE RACING SOCIETY	ESCUDERIA 1000 LAGOS	SAAB 900I	2	6	29	**1:02:14.735**	2 Vtas	2:30.355	107.6	15	2:06.172	109.8
19	**23**	RIGA SAXO	RASANTE SPORT	SAXO	SAXO	3	29	**1:02:20.652**	2 Vtas	5.917	107.4	13	2:07.519	108.6
20	**93**	GPLOIL-CKC	ATKMOTORSPORT MADRID	SUZUKI SWIFT	1	4	29	**1:02:25.055**	2 Vtas	4.403	107.3	18	2:06.531	109.5
21	**15**	BOYACA SAXO	VSR MOTORSPORT	SAXO	SAXO	4	29	**1:03:01.907**	2 Vtas	36.852	106.2	20	2:08.471	107.8
22	**51**	AUTOCODE TORREJON	ESCUDERIA CENTRO	SAXO	SAXO	5	29	**1:03:12.366**	2 Vtas	10.459	105.9	5	2:08.779	107.6
23	**18**	PURA PASION	VICENTE GABRIEL VALLES	AUDI TT	3	8	28	**58:20.296**	3 Vtas	1 Vta	110.8	24	2:03.319	112.3
24	**19**	FERNANDO NAVARRETE	ULTIMA VUELTA	BMW 325I	3	9	28	**1:02:23.708**	3 Vtas	4:03.412	103.6	4	1:55.145	120.3
25	**12**	4 TEAM	JORGE RAMIREZ FERNANDEZ	BMW 318	2	7	28	**1:03:30.714**	3 Vtas	1:07.006	101.8	20	1:58.633	116.8

No clasificados: (Requerimiento: 75% del numero de vueltas del lider = 24 Vueltas)

	6	GLOBAL CAR ADVISOR	ULTIMA VUELTA	BMW 325	3	10	23	**1:02:30.120**	8 Vtas	5 Vtas	85.0	16	1:56.439	119.0
	25	AMAZON SPORT	AECD	V. GOLF	2	8	17	**1:00:26.603**	14 Vtas	6 Vtas	64.9	5	2:20.713	98.4
	9	PUNTAL PRODUCTIONS	MADRID HISTORICOS	BMW 325I	3	11	2	**1:01:53.503**	29 Vtas	15 Vtas	07.4	2	2:08.046	108.2
	5	NO BRAIN TEAM	ULTIMA VUELTA	BMW 325	3	12								

Vta. rápida de FERNANDO NAVARRETE en 1:55.145 a 120.3 Km/h en la vuelta 4

Publicada a las:.....

Temp. Pista: **11.5 °C** Temp. Aire: **9.5 °C** Humedad: **48 %** Estado Pista: **SECA**

Director de Carrera:

Fco. Javier SOLER

Cronometrador:

Jesús García Núñez

JOB-1604-ESP/M

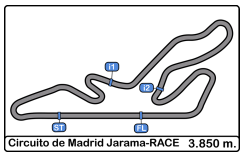

Circuito de Madrid Jarama - RACE
XI UV Endurance RACE Jarama
Carrera 8 horas resistencia
Resultados Provisionales por Categoría 1 Hora

Trofeo ÚLTIMA VUELTA Endurance JARAMA RACE 'Clase 1'

Cls	Nº	Equipo	Concursante	Vehiculo	Cat	Cl	N.V.	Tiempo	Dif 1º	Dif Ant.	Km/h	V.R.	Tiempo	Km/h
1	**13**	ASAP RACING	ANDRES SANCHEZ PEREZ	HONDA CIVIC	1	1	31	**1:02:47.8**			114.0	16	1:59.764	115.7
2	**43**	IMARTI MOTORSPORT	ESCUDERIA CERRO NEGRO	HONDA CIVIC	1	2	30	**1:02:46.7**	1 Vta	1 Vta	110.3	12	2:03.526	112.2
3	**14**	E-PERFORMANCE	ULTIMA VUELTA	HONDA CIVIC	1	3	30	**1:03:26.9**	1 Vta	40.199	109.2	6	2:04.964	110.9
4	**93**	GPLOIL-CKC	ATKMOTORSPORT MADRID	SUZUKI SWIFT	1	4	29	**1:02:25.0**	2 Vtas	1 Vta	107.3	18	2:06.531	109.5

Trofeo ÚLTIMA VUELTA Endurance JARAMA RACE 'Clase 3'

Cls	Nº	Equipo	Concursante	Vehiculo	Cat	Cl	N.V.	Tiempo	Dif 1º	Dif Ant.	Km/h	V.R.	Tiempo	Km/h
1	**1**	RRO RACING	VSR MOTORSPORT	BMW 325	3	1	31	**1:01:31.6**			116.3	8	1:57.250	118.2
2	**8**	JDM MOTOR 1	ULTIMA VUELTA	BMW 325	3	2	31	**1:01:33.2**	1.546	1.546	116.3	18	1:57.815	117.6
3	**2**	BOYACA SPORT TEAM	VSR MOTORSPORT	BMW 325	3	3	31	**1:01:34.3**	2.703	1.157	116.3	13	1:57.535	117.9
4	**7**	JDM MOTOR 2	ULTIMA VUELTA	BMW E36	3	4	31	**1:01:39.5**	7.832	5.129	116.1	19	1:57.770	117.6
5	**4**	M&M RACING TEAM	ESCUDERIA CENTRO	BMW 325	3	5	31	**1:01:40.7**	9.033	1.201	116.1	16	1:57.566	117.8
6	**17**	EMAN EGURRE	EMAN EGURRE	BMW 325I	3	6	30	**1:01:54.4**	1 Vta	1 Vta	111.9	5	2:02.262	113.3
7	**79**	DE AUGUSTO CARRERAS	C.D. QUINTANO SPORT	BMW 325I	3	7	29	**59:44.380**	2 Vtas	1 Vta	112.1	5	2:02.074	113.5
8	**18**	PURA PASION	VICENTE GABRIEL VALLES	AUDI TT	3	8	28	**58:20.296**	3 Vtas	1 Vta	110.8	24	2:03.319	112.3
9	**19**	FERNANDO NAVARRETE	ULTIMA VUELTA	BMW 325I	3	9	28	**1:02:23.7**	3 Vtas	4:03.412	103.6	4	1:55.145	120.3

No clasificados: (Requerimiento: 75% del numero de vueltas del lider = 24 Vueltas)

	6	GLOBAL CAR ADVISOR	ULTIMA VUELTA	BMW 325	3	10	23	**1:02:30.1**	8 Vtas	5 Vtas	85.0	16	1:56.439	119.0
	9	PUNTAL PRODUCTIONS	MADRID HISTORICOS	BMW 325I	3	11	2	**1:01:53.5**	29 Vtas	21 Vtas	07.4	2	2:08.046	108.2
	5	NO BRAIN TEAM	ULTIMA VUELTA	BMW 325	3	12								

Trofeo ÚLTIMA VUELTA Endurance JARAMA RACE 'Clase 2'

Cls	Nº	Equipo	Concursante	Vehiculo	Cat	Cl	N.V.	Tiempo	Dif 1º	Dif Ant.	Km/h	V.R.	Tiempo	Km/h
1	**22**	TECSPORT - OLIMPIA	ULTIMA VUELTA	V. GOLF	2	1	31	**1:03:29.2**			112.7	20	2:01.170	114.3
2	**24**	M BOSS RACING	ESCUDERIA 1000 LAGOS	V. GOLF	2	2	30	**1:01:35.2**	1 Vta	1 Vta	112.5	4	2:01.784	113.8
3	**11**	RR2 MOTORSPORT	ESCUDERIA MEDITERRANEO DE ALICANTE	V. GOLF	2	3	30	**1:01:35.7**	1 Vta	0.572	112.5	13	2:01.636	113.9
4	**21**	DHR	ULTIMA VUELTA	NISSAN SUNY	2	4	30	**1:02:12.9**	1 Vta	37.163	111.3	3	2:02.151	113.4
5	**10**	PRIMERA TEAM	EFICAR TEAM	NISSAN PRIMERA	2	5	30	**1:02:13.9**	1 Vta	1.017	111.3	6	2:02.371	113.2
6	**16**	SAAB ENDURANCE RACING SOCIETY	ESCUDERIA 1000 LAGOS	SAAB 900I	2	6	29	**1:02:14.7**	2 Vtas	1 Vta	107.6	15	2:06.172	109.8
7	**12**	4 TEAM	JORGE RAMIREZ FERNANDEZ	BMW 318	2	7	28	**1:03:30.7**	3 Vtas	1 Vta	101.8	20	1:58.633	116.8

No clasificados: (Requerimiento: 75% del numero de vueltas del lider = 24 Vueltas)

	25	AMAZON SPORT	AECD	V. GOLF	2	8	17	**1:00:26.6**	14 Vtas	11 Vtas	64.9	5	2:20.713	98.4

Copa SAXO Endurance

Cls	Nº	Equipo	Concursante	Vehiculo	Cat	Cl	N.V.	Tiempo	Dif 1º	Dif Ant.	Km/h	V.R.	Tiempo	Km/h
1	**20**	EFICAR TEAM SAXO	EFICAR TEAM	SAXO	SAXO	1	30	**1:03:28.5**			109.1	6	2:04.706	111.1
2	**3**	COIMBRA SAYAGO	ULTIMA VUELTA	SAXO	SAXO	2	30	**1:03:31.9**	3.408	3.408	109.0	28	2:05.649	110.3
3	**23**	RIGA SAXO	RASANTE SPORT	SAXO	SAXO	3	29	**1:02:20.6**	1 Vta	1 Vta	107.4	13	2:07.519	108.6
4	**15**	BOYACA SAXO	VSR MOTORSPORT	SAXO	SAXO	4	29	**1:03:01.9**	1 Vta	41.255	106.2	20	2:08.471	107.8
5	**51**	AUTOCODE TORREJON	ESCUDERIA CENTRO	SAXO	SAXO	5	29	**1:03:12.3**	1 Vta	10.459	105.9	5	2:08.779	107.6

Vta. rápida de FERNANDO NAVARRETE en 1:55.145 a 120.3 Km/h en la vuelta 4

Publicada a las:.....

Temp. Pista: **11.5 °C** Temp. Aire: **9.5 °C** Humedad: **48 %** Estado Pista: **SECA**

Director de Carrera:
Fco. Javier SOLER

Cronometrador:
Jesús García Núñez
JOB-1604-ESP/M

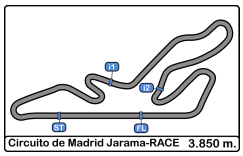

Circuito de Madrid Jarama - RACE

XI UV Endurance RACE Jarama

Carrera 8 horas resistencia

Clasificación Provisional por Vuelta Rápida de Piloto 1 Hora

Clas	Nº	Equipo	Concursante	Vehiculo	Cat	Clas	N.V.	V.R.	Tiempo	Dif 1º	Dif Ant.	Km/h
1	**19**	FERNANDO NAVARRETE	ULTIMA VUELTA	BMW 325I	3	1	28	**4**	**1:55.145**			120.3
2	**6**	GLOBAL CAR ADVISOR	ULTIMA VUELTA	BMW 325	3	2	23	**16**	**1:56.439**	1.294	1.294	119.0
3	**1**	RRO RACING	VSR MOTORSPORT	BMW 325	3	3	31	**8**	**1:57.250**	2.105	0.811	118.2
4	**2**	BOYACA SPORT TEAM	VSR MOTORSPORT	BMW 325	3	4	31	**13**	**1:57.535**	2.390	0.285	117.9
5	**4**	M&M RACING TEAM	ESCUDERIA CENTRO	BMW 325	3	5	31	**16**	**1:57.566**	2.421	0.031	117.8
6	**7**	JDM MOTOR 2	ULTIMA VUELTA	BMW E36	3	6	31	**19**	**1:57.770**	2.625	0.204	117.6
7	**8**	JDM MOTOR 1	ULTIMA VUELTA	BMW 325	3	7	31	**18**	**1:57.815**	2.670	0.045	117.6
8	**12**	4 TEAM	JORGE RAMIREZ FERNANDEZ	BMW 318	2	1	28	**20**	**1:58.633**	3.488	0.818	116.8
9	**13**	ASAP RACING	ANDRES SANCHEZ PEREZ	HONDA CIVIC	1	1	31	**16**	**1:59.764**	4.619	1.131	115.7
10	**22**	TECSPORT - OLIMPIA	ULTIMA VUELTA	V. GOLF	2	2	31	**20**	**2:01.170**	6.025	1.406	114.3
11	**11**	RR2 MOTORSPORT	ESCUDERIA MEDITERRANEO DE ALICANTE	V. GOLF	2	3	30	**13**	**2:01.636**	6.491	0.466	113.9
12	**24**	M BOSS RACING	ESCUDERIA 1000 LAGOS	V. GOLF	2	4	30	**4**	**2:01.784**	6.639	0.148	113.8
13	**79**	DE AUGUSTO CARRERAS	C.D. QUINTANO SPORT	BMW 325I	3	8	29	**5**	**2:02.074**	6.929	0.290	113.5
14	**21**	DHR	ULTIMA VUELTA	NISSAN SUNY	2	5	30	**3**	**2:02.151**	7.006	0.077	113.4
15	**17**	EMAN EGURRE	EMAN EGURRE	BMW 325I	3	9	30	**5**	**2:02.262**	7.117	0.111	113.3
16	**10**	PRIMERA TEAM	EFICAR TEAM	NISSAN PRIMERA	2	6	30	**6**	**2:02.371**	7.226	0.109	113.2
17	**18**	PURA PASION	VICENTE GABRIEL VALLES	AUDI TT	3	10	28	**24**	**2:03.319**	8.174	0.948	112.3
18	**43**	IMARTI MOTORSPORT	ESCUDERIA CERRO NEGRO	HONDA CIVIC	1	2	30	**12**	**2:03.526**	8.381	0.207	112.2
19	**20**	EFICAR TEAM SAXO	EFICAR TEAM	SAXO	SAXO	1	30	**6**	**2:04.706**	9.561	1.180	111.1
20	**14**	E-PERFORMANCE	ULTIMA VUELTA	HONDA CIVIC	1	3	30	**6**	**2:04.964**	9.819	0.258	110.9
21	**3**	COIMBRA SAYAGO	ULTIMA VUELTA	SAXO	SAXO	2	30	**28**	**2:05.649**	10.504	0.685	110.3
22	**16**	SAAB ENDURANCE RACING SOCIETY	ESCUDERIA 1000 LAGOS	SAAB 900I	2	7	29	**15**	**2:06.172**	11.027	0.523	109.8
23	**93**	GPLOIL-CKC	ATKMOTORSPORT MADRID	SUZUKI SWIFT	1	4	29	**18**	**2:06.531**	11.386	0.359	109.5
24	**23**	RIGA SAXO	RASANTE SPORT	SAXO	SAXO	3	29	**13**	**2:07.519**	12.374	0.988	108.6
25	**9**	PUNTAL PRODUCTIONS	MADRID HISTORICOS	BMW 325I	3	11	2	**2**	**2:08.046**	12.901	0.527	108.2
26	**15**	BOYACA SAXO	VSR MOTORSPORT	SAXO	SAXO	4	29	**20**	**2:08.471**	13.326	0.425	107.8
27	**51**	AUTOCODE TORREJON	ESCUDERIA CENTRO	SAXO	SAXO	5	29	**5**	**2:08.779**	13.634	0.308	107.6
28	**25**	AMAZON SPORT	AECD	V. GOLF	2	8	17	**5**	**2:20.713**	25.568	11.934	98.4

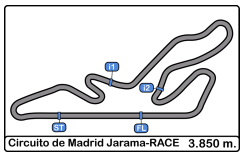

Circuito de Madrid Jarama - RACE

XI UV Endurance RACE Jarama

Carrera 8 horas resistencia

Distancia y Velocidad Media 1 Hora

Clas	Nº	Equipo	Concursante	Vehiculo	Cat	Clas	N.V.	Distancia	Tiempo Total	Km/h
1	**1**	RRO RACING	VSR MOTORSPORT	BMW 325	3	1	31	**119.35**	**1:01:31.682**	116.3
2	**8**	JDM MOTOR 1	ULTIMA VUELTA	BMW 325	3	2	31	**119.35**	**1:01:33.228**	116.3
3	**2**	BOYACA SPORT TEAM	VSR MOTORSPORT	BMW 325	3	3	31	**119.35**	**1:01:34.385**	116.3
4	**7**	JDM MOTOR 2	ULTIMA VUELTA	BMW E36	3	4	31	**119.35**	**1:01:39.514**	116.1
5	**4**	M&M RACING TEAM	ESCUDERIA CENTRO	BMW 325	3	5	31	**119.35**	**1:01:40.715**	116.1
6	**13**	ASAP RACING	ANDRES SANCHEZ PEREZ	HONDA CIVIC	1	1	31	**119.35**	**1:02:47.887**	114.0
7	**22**	TECSPORT - OLIMPIA	ULTIMA VUELTA	V. GOLF	2	1	31	**119.35**	**1:03:29.270**	112.7
8	**24**	M BOSS RACING	ESCUDERIA 1000 LAGOS	V. GOLF	2	2	30	**115.50**	**1:01:35.214**	112.5
9	**11**	RR2 MOTORSPORT	ESCUDERIA MEDITERRANEO DE ALICANTE	V. GOLF	2	3	30	**115.50**	**1:01:35.786**	112.5
10	**17**	EMAN EGURRE	EMAN EGURRE	BMW 325I	3	6	30	**115.50**	**1:01:54.417**	111.9
11	**21**	DHR	ULTIMA VUELTA	NISSAN SUNY	2	4	30	**115.50**	**1:02:12.949**	111.3
12	**10**	PRIMERA TEAM	EFICAR TEAM	NISSAN PRIMERA	2	5	30	**115.50**	**1:02:13.966**	111.3
13	**43**	IMARTI MOTORSPORT	ESCUDERIA CERRO NEGRO	HONDA CIVIC	1	2	30	**115.50**	**1:02:46.739**	110.3
14	**14**	E-PERFORMANCE	ULTIMA VUELTA	HONDA CIVIC	1	3	30	**115.50**	**1:03:26.938**	109.2
15	**20**	EFICAR TEAM SAXO	EFICAR TEAM	SAXO	SAXO	1	30	**115.50**	**1:03:28.531**	109.1
16	**3**	COIMBRA SAYAGO	ULTIMA VUELTA	SAXO	SAXO	2	30	**115.50**	**1:03:31.939**	109.0
17	**79**	DE AUGUSTO CARRERAS	C.D. QUINTANO SPORT	BMW 325I	3	7	29	**111.65**	**59:44.380**	112.1
18	**16**	SAAB ENDURANCE RACING SOCIETY	ESCUDERIA 1000 LAGOS	SAAB 900I	2	6	29	**111.65**	**1:02:14.735**	107.6
19	**23**	RIGA SAXO	RASANTE SPORT	SAXO	SAXO	3	29	**111.65**	**1:02:20.652**	107.4
20	**93**	GPLOIL-CKC	ATKMOTORSPORT MADRID	SUZUKI SWIFT	1	4	29	**111.65**	**1:02:25.055**	107.3
21	**15**	BOYACA SAXO	VSR MOTORSPORT	SAXO	SAXO	4	29	**111.65**	**1:03:01.907**	106.2
22	**51**	AUTOCODE TORREJON	ESCUDERIA CENTRO	SAXO	SAXO	5	29	**111.65**	**1:03:12.366**	105.9
23	**18**	PURA PASION	VICENTE GABRIEL VALLES	AUDI TT	3	8	28	**107.80**	**58:20.296**	110.8
24	**19**	FERNANDO NAVARRETE	ULTIMA VUELTA	BMW 325I	3	9	28	**107.80**	**1:02:23.708**	103.6
25	**12**	4 TEAM	JORGE RAMIREZ FERNANDEZ	BMW 318	2	7	28	**107.80**	**1:03:30.714**	101.8

No clasificados: (Requerimiento: 75% del numero de vueltas del lider = 24 Vueltas)

	6	GLOBAL CAR ADVISOR	ULTIMA VUELTA	BMW 325	3	10	23	**88.55**	**1:02:30.120**	85.0
	25	AMAZON SPORT	AECD	V. GOLF	2	8	17	**65.45**	**1:00:26.603**	64.9
	9	PUNTAL PRODUCTIONS	MADRID HISTORICOS	BMW 325I	3	11	2	**07.70**	**1:01:53.503**	07.4
	5	NO BRAIN TEAM	ULTIMA VUELTA	BMW 325	3	12				

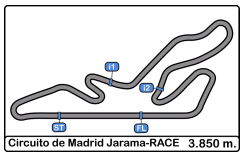

Circuito de Madrid Jarama - RACE

XI UV Endurance RACE Jarama

Carrera 8 horas resistencia

Tiempos Por Vuelta 1 Hora

1 RRO RACING — BMW 325 — 3 — VSR MOTORSPORT

Vta.	D	Tiempo	Sector 1	Sector 2	Sector 3	V. Max.	Elapsed
1	1	2:07.656	53.003	40.039	34.614	165.3	2:07.656
2	1	1:58.443	45.392	40.031	33.020	190.8	4:06.099
3	1	1:58.402	45.153	40.260	32.989	185.8	6:04.501
4	1	1:58.954	45.823	40.272	32.859	186.2	8:03.455
5	1	1:58.619	45.520	39.946	33.153	191.8	10:02.074
6	1	1:58.500	45.120	39.666	33.714	183.3	12:00.574
7	1	1:58.357	45.266	40.037	33.054	191.1	13:58.931
8	1	1:57.250	44.897	39.746	32.607	185.5	15:56.181
9	1	1:57.515	45.213	39.389	32.913	184.6	17:53.696
10	1	1:59.662	46.013	39.834	33.815	164.8	19:53.358
11	1	1:58.663	45.667	39.938	33.058	179.7	21:52.021
12	1	1:58.856	45.764	40.110	32.982	174.7	23:50.877
13	1	1:59.386	46.012	39.775	33.599	179.1	25:50.263
14	1	1:59.294	45.778	40.027	33.489	184.3	27:49.557
15	1	1:58.723	45.641	39.642	33.440	185.8	29:48.280
16	1	1:59.257	46.184	39.810	33.263	182.1	31:47.537
17	1	2:01.633	47.839	40.557	33.237	168.4	33:49.170
18	1	1:58.998	45.864	39.865	33.269	174.1	35:48.168
19	1	1:57.687	45.554	39.509	32.624	181.2	37:45.855
20	1	1:58.321	45.830	39.510	32.981	183.9	39:44.176
21	1	1:57.981	45.228	40.093	32.660	184.6	41:42.157
22	1	1:57.529	45.102	39.686	32.741	189.8	43:39.686
23	1	1:59.867	46.663	40.177	33.027	190.8	45:39.553
24	1	1:58.502	45.905	39.699	32.898	191.8	47:38.055
25	1	1:58.004	45.544	39.771	32.689	183.3	49:36.059
26	1	1:58.975	45.126	40.861	32.988	185.2	51:35.034
27	1	1:59.052	45.468	40.444	33.140	187.1	53:34.086
28	1	1:59.263	45.958	39.717	33.588	180.9	55:33.349
29	1	1:59.130	45.435	40.478	33.217	186.2	57:32.479
30	1	1:59.016	46.124	40.062	32.830	169.5	59:31.495
31	1	2:00.187	46.072	41.024	33.091	180.3	1:01:31.682
32	1		48.632	44.942		154.9	

2 BOYACA SPORT TEAM — BMW 325 — 3 — VSR MOTORSPORT

Vta.	D	Tiempo	Sector 1	Sector 2	Sector 3	V. Max.	Elapsed
1	1	2:03.037	50.824	39.788	32.425	164.6	2:03.037
2	1	1:58.129	45.653	39.963	32.513	162.6	4:01.166
3	1	1:58.644	46.259	39.620	32.765	155.1	5:59.810
4	1	1:59.109	46.064	40.110	32.935	167.4	7:58.919
5	1	1:58.946	46.915	39.391	32.640	162.4	9:57.865
6	1	1:58.337	46.279	39.583	32.475	169.0	11:56.202
7	1	1:58.247	45.688	39.560	32.999	162.8	13:54.449
8	1	1:59.669	45.934	40.404	33.331	169.8	15:54.118
9	1	1:58.787	46.203	39.751	32.833	164.8	17:52.905
10	1	1:58.636	45.728	39.560	33.348	161.9	19:51.541
11	1	1:58.619	45.853	39.875	32.891	163.1	21:50.160
12	1	2:00.377	46.230	40.077	34.070	161.4	23:50.537
13	1	1:57.535	45.267	39.421	32.847	175.0	25:48.072
14	1	1:58.876	46.247	39.744	32.885	158.8	27:46.948
15	1	1:59.493	46.257	40.097	33.139	161.9	29:46.441
16	1	1:59.910	46.412	40.570	32.928	156.0	31:46.351
17	1	2:01.421	48.277	40.432	32.712	158.5	33:47.772
18	1	1:58.684	46.100	39.400	33.184	164.8	35:46.456
19	1	1:59.528	46.390	39.860	33.278	163.1	37:45.984
20	1	1:59.308	46.722	39.139	33.447	163.1	39:45.292
21	1	1:58.322	46.104	39.440	32.778	161.6	41:43.614
22	1	1:58.794	45.921	39.813	33.060	162.6	43:42.408
23	1	1:59.193	46.166	39.834	33.193	162.8	45:41.601
24	1	1:59.401	46.418	39.739	33.244	158.5	47:41.002
25	1	1:58.664	46.082	39.576	33.006	160.7	49:39.666
26	1	1:58.549	45.927	39.576	33.046	163.8	51:38.215
27	1	1:58.790	45.955	39.426	33.409	163.6	53:37.005
28	1	1:59.143	45.905	39.834	33.404	165.8	55:36.148
29	1	1:59.733	47.577	39.315	32.841	160.2	57:35.881
30	1	1:59.424	46.901	39.802	32.721	160.4	59:35.305
31	1	1:59.080	46.372	39.680	33.028	160.0	1:01:34.385
32	1		1:08.826	43.346		124.7	

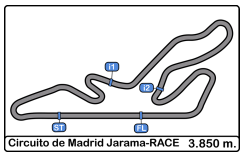

Circuito de Madrid Jarama - RACE

XI UV Endurance RACE Jarama

Carrera 8 horas resistencia

Tiempos Por Vuelta 1 Hora

3 COIMBRA SAYAGO SAXO

SAXO ULTIMA VUELTA

Vta.	D	Tiempo	Sector 1	Sector 2	Sector 3	V. Max.	Elapsed
1	1	2:19.389	1:01.205	42.883	35.301	157.4	2:19.389
2	1	2:05.946	48.342	42.485	35.119	175.8	4:25.335
3	1	2:05.853	47.871	42.659	35.323	177.6	6:31.188
4	1	2:06.299	48.381	42.765	35.153	171.9	8:37.487
5	1	2:06.114	48.010	42.854	35.250	176.1	10:43.601
6	1	2:05.915	48.054	42.698	35.163	176.1	12:49.516
7	1	2:06.338	48.204	42.859	35.275	174.4	14:55.854
8	1	2:06.122	48.155	42.741	35.226	174.1	17:01.976
9	1	2:06.745	48.048	43.245	35.452	174.4	19:08.721
10	1	2:06.361	48.196	42.810	35.355	173.6	21:15.082
11	1	2:06.144	47.948	42.807	35.389	174.1	23:21.226
12	1	2:06.638	48.107	42.821	35.710	173.9	25:27.864
13	1	2:07.398	48.453	43.487	35.458	169.0	27:35.262
14	1	2:06.466	48.140	42.953	35.373	171.7	29:41.728
15	1	2:06.606	47.966	42.969	35.671	173.6	31:48.334
16	1	2:05.836	48.054	42.661	35.121	176.1	33:54.170
17	1	2:08.190	49.566	43.224	35.400	172.5	36:02.360
18	1	2:06.628	48.729	42.690	35.209	174.1	38:08.988
19	1	2:05.801	47.837	42.793	35.171	174.4	40:14.789
20	1	2:06.241	47.996	42.972	35.273	174.4	42:21.030
21	1	2:06.172	48.065	42.703	35.404	173.9	44:27.202
22	1	2:06.397	47.985	42.951	35.461	173.0	46:33.599
23	1	2:05.673	47.794	42.712	35.167	173.6	48:39.272
24	1	2:06.218	48.041	42.765	35.412	172.8	50:45.490
25	1	2:06.070	48.025	42.683	35.362	173.0	52:51.560
26	1	2:06.056	48.157	42.630	35.269	171.9	54:57.616
27	1	2:06.130	48.021	42.653	35.456	172.5	57:03.746
28	1	2:05.649	47.738	42.635	35.276	175.8	59:09.395
29	1	2:06.402	47.859	43.281	35.262	173.3	1:01:15.797
30	1	2:16.142	49.481	49.737	36.924	174.7	1:03:31.939

4 M&M RACING TEAM BMW 325

3 ESCUDERIA CENTRO

Vta.	D	Tiempo	Sector 1	Sector 2	Sector 3	V. Max.	Elapsed
1	1	2:12.407	57.003	41.475	33.929	146.9	2:12.407
2	1	2:01.755	47.265	40.950	33.540	179.7	4:14.162
3	1	2:01.114	46.932	40.623	33.559	167.9	6:15.276
4	1	1:59.065	45.754	39.993	33.318	189.8	8:14.341
5	1	1:59.656	45.359	40.865	33.432	192.8	10:13.997
6	1	1:59.570	45.873	40.274	33.423	180.9	12:13.567
7	1	1:59.513	45.681	40.688	33.144	182.7	14:13.080
8	1	1:58.505	45.488	40.098	32.919	190.1	16:11.585
9	1	1:58.055	45.362	39.489	33.204	193.8	18:09.640
10	1	1:58.667	45.274	40.121	33.272	188.1	20:08.307
11	1	1:58.560	45.613	39.880	33.067	180.0	22:06.867
12	1	1:58.425	45.238	39.684	33.503	191.1	24:05.292
13	1	1:58.747	45.696	39.899	33.152	175.6	26:04.039
14	1	1:57.975	45.063	39.833	33.079	192.1	28:02.014
15	1	1:58.647	45.797	39.827	33.023	180.0	30:00.661
16	1	1:57.566	45.066	39.412	33.088	189.1	31:58.227
17	1	1:57.578	45.140	39.548	32.890	190.8	33:55.805
18	1	1:58.747	45.673	40.120	32.954	181.5	35:54.552
19	1	1:58.403	46.201	39.321	32.881	190.1	37:52.955
20	1	1:57.838	45.158	39.430	33.250	199.6	39:50.793
21	1	1:57.790	45.088	39.564	33.138	190.4	41:48.583
22	1	1:58.310	45.238	39.870	33.202	192.5	43:46.893
23	1	1:59.087	45.142	40.105	33.840	188.1	45:45.980
24	1	1:57.646	45.016	39.423	33.207	191.4	47:43.626
25	1	1:57.825	45.107	39.389	33.329	181.5	49:41.451
26	1	2:00.019	46.444	40.239	33.336	188.1	51:41.470
27	1	1:59.778	45.784	40.370	33.624	184.3	53:41.248
28	1	1:58.593	45.700	39.729	33.164	189.8	55:39.841
29	1	2:00.778	45.431	40.659	34.688	196.7	57:40.619
30	1	1:59.135	46.652	39.342	33.141	179.1	59:39.754
31	1	2:00.961	47.170	40.544	33.247	185.8	1:01:40.715
32	1		1:14.103			118.4	

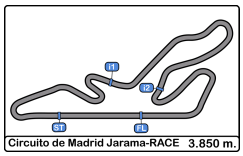

Circuito de Madrid Jarama - RACE

XI UV Endurance RACE Jarama

Carrera 8 horas resistencia

Tiempos Por Vuelta 1 Hora

6 GLOBAL CAR ADVISOR — BMW 325

3 — ULTIMA VUELTA

Vta.	D	Tiempo	Sector 1	Sector 2	Sector 3	V. Max.	Elapsed
1	1	2:17.247	1:00.810	41.990	34.447	160.0	2:17.247
2	1	2:01.658	48.071	40.231	33.356	171.7	4:18.905
3	1	1:58.618	46.038	39.730	32.850	183.0	6:17.523
4	1	1:59.561	45.697	40.014	33.850	186.5	8:17.084
5	1	2:01.022	46.536	40.837	33.649	183.6	10:18.106
6	1	2:00.470	46.667	40.322	33.481	183.6	12:18.576
7	1	2:01.161	46.418	40.765	33.978	174.4	14:19.737
8	1	2:01.339	46.856	40.832	33.651	181.5	16:21.076
9	1	4:13.834 P	50.017	1:04.268	2:19.549	171.9	20:34.910
10	1	16:18.325	15:05.619	39.221	33.485	92.6	36:53.235
11	1	2:04.208	45.005	38.443	40.760	184.6	38:57.443
12	1	1:59.022	45.775	40.260	32.987	188.1	40:56.465
13	1	1:57.148	45.007	39.263	32.878	191.4	42:53.613
14	1	1:57.986	45.398	39.511	33.077	187.8	44:51.599
15	1	1:56.483	44.706	38.976	32.801	194.9	46:48.082
16	1	1:56.439	45.133	38.419	32.887	190.1	48:44.521
17	1	1:57.816	45.785	38.983	33.048	183.9	50:42.337
18	1	1:58.489	45.429	39.940	33.120	187.1	52:40.826
19	1	1:56.783	45.354	38.725	32.704	178.5	54:37.609
20	1	1:58.498	45.463	39.374	33.661	183.0	56:36.107
21	1	1:57.772	45.739	39.122	32.911	185.8	58:33.879
22	1	1:57.275	45.455	39.048	32.772	188.1	1:00:31.154
23	1	1:58.966	45.534	39.434	33.998	191.4	1:02:30.120
24	1		53.206			132.3	

7 JDM MOTOR 2 — BMW E36

3 — ULTIMA VUELTA

Vta.	D	Tiempo	Sector 1	Sector 2	Sector 3	V. Max.	Elapsed
1	1	2:18.891	52.783	39.642	46.466	161.9	2:18.891
2	1	2:01.631	47.405	40.500	33.726	174.7	4:20.522
3	1	2:00.119	45.881	39.741	34.497	189.1	6:20.641
4	1	1:58.014	45.394	39.567	33.053	194.2	8:18.655
5	1	2:00.083	45.696	40.526	33.861	200.0	10:18.738
6	1	1:58.085	45.295	39.717	33.073	189.4	12:16.823
7	1	1:58.461	45.092	40.069	33.300	196.7	14:15.284
8	1	1:58.548	45.461	39.868	33.219	193.8	16:13.832
9	1	1:58.242	45.229	39.758	33.255	193.8	18:12.074
10	1	1:58.913	45.531	39.576	33.806	191.8	20:10.987
11	1	1:58.502	45.579	39.721	33.202	191.4	22:09.489
12	1	1:58.331	45.379	39.661	33.291	193.8	24:07.820
13	1	1:58.293	45.818	39.344	33.131	190.4	26:06.113
14	1	1:58.503	45.684	39.706	33.113	197.8	28:04.616
15	1	1:57.847	45.192	39.456	33.199	194.5	30:02.463
16	1	1:57.890	45.384	39.572	32.934	188.1	32:00.353
17	1	1:57.878	45.180	39.496	33.202	193.5	33:58.231
18	1	1:57.886	45.142	39.715	33.029	192.8	35:56.117
19	1	1:57.770	45.197	39.562	33.011	197.4	37:53.887
20	1	1:58.072	44.943	39.481	33.648	196.7	39:51.959
21	1	1:57.963	45.327	39.290	33.346	193.8	41:49.922
22	1	1:58.058	44.890	39.622	33.546	198.8	43:47.980
23	1	1:58.933	45.161	39.571	34.201	196.7	45:46.913
24	1	1:57.895	45.270	39.529	33.096	191.4	47:44.808
25	1	1:57.836	45.068	39.362	33.406	191.8	49:42.644
26	1	1:59.232	45.722	40.300	33.210	195.2	51:41.876
27	1	1:59.875	45.982	39.986	33.907	187.5	53:41.751
28	1	1:59.036	45.693	39.737	33.606	193.2	55:40.787
29	1	2:00.099	45.168	40.161	34.770	198.1	57:40.886
30	1	1:59.197	46.847	39.696	32.654	188.4	59:40.083
31	1	1:59.431	45.873	40.132	33.426	201.8	1:01:39.514
32	1		1:14.462			126.1	

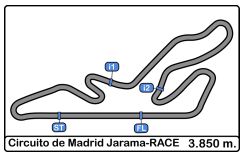

Circuito de Madrid Jarama - RACE
XI UV Endurance RACE Jarama
Carrera 8 horas resistencia
Tiempos Por Vuelta 1 Hora

8 JDM MOTOR 1 BMW 325

3 ULTIMA VUELTA

Vta.	D	Tiempo	Sector 1	Sector 2	Sector 3	V. Max.	Elapsed
1	1	2:08.583	55.169	40.003	33.411	148.3	2:08.583
2	1	1:59.466	46.136	39.886	33.444	185.2	4:08.049
3	1	1:58.273	45.000	39.483	33.790	187.1	6:06.322
4	1	1:58.337	44.940	40.274	33.123	191.1	8:04.659
5	1	1:58.076	45.088	39.584	33.404	191.8	10:02.735
6	1	1:58.178	44.974	39.561	33.643	192.1	12:00.913
7	1	1:58.631	45.388	39.989	33.254	189.8	13:59.544
8	1	1:58.062	44.896	39.757	33.409	185.5	15:57.606
9	1	1:58.004	45.129	39.607	33.268	188.8	17:55.610
10	1	1:58.801	45.544	39.602	33.655	180.0	19:54.411
11	1	1:58.757	45.541	39.906	33.310	184.9	21:53.168
12	1	1:58.679	45.560	40.020	33.099	181.5	23:51.847
13	1	1:59.750	45.735	40.004	34.011	185.2	25:51.597
14	1	1:58.333	45.669	39.452	33.212	185.5	27:49.930
15	1	1:58.735	45.757	39.844	33.134	180.6	29:48.665
16	1	1:59.478	46.158	39.964	33.356	184.6	31:48.143
17	1	1:58.658	46.059	39.495	33.104	187.5	33:46.801
18	1	1:57.815	45.343	39.461	33.011	185.8	35:44.616
19	1	1:58.503	45.478	39.423	33.602	186.5	37:43.119
20	1	1:59.101	45.910	39.951	33.240	179.1	39:42.220
21	1	1:58.814	45.402	40.211	33.201	186.8	41:41.034
22	1	1:57.944	45.122	39.509	33.313	186.2	43:38.978
23	1	2:00.495	47.074	39.883	33.538	182.7	45:39.473
24	1	1:59.603	46.595	39.901	33.107	180.6	47:39.076
25	1	1:59.963	45.571	40.228	34.164	180.6	49:39.039
26	1	1:58.600	45.471	39.781	33.348	180.9	51:37.639
27	1	1:58.671	45.178	39.852	33.641	188.4	53:36.310
28	1	1:58.897	45.458	40.098	33.341	185.5	55:35.207
29	1	1:59.440	46.387	39.846	33.207	183.6	57:34.647
30	1	1:58.921	46.110	39.573	33.238	177.6	59:33.568
31	1	1:59.660	45.876	40.283	33.501	178.8	1:01:33.228
32	1		54.902	50.518		134.6	

9 PUNTAL PRODUCTIONS BMW 325I

3 MADRID HISTORICOS

Vta.	D	Tiempo	Sector 1	Sector 2	Sector 3	V. Max.	Elapsed
1	1	59:45.457	58:28.324	42.999	34.134	90.0	59:45.457
2	1	2:08.046	47.436	41.778	38.832	181.2	1:01:53.503
3	1		1:02.110			177.3	

10 PRIMERA TEAM NISSAN PRIMERA

2 EFICAR TEAM

Vta.	D	Tiempo	Sector 1	Sector 2	Sector 3	V. Max.	Elapsed
1	1	2:17.291	58.633	42.119	36.539	157.2	2:17.291
2	1	2:05.442	49.298	41.718	34.426	170.3	4:22.733
3	1	2:03.400	47.328	41.401	34.671	180.3	6:26.133
4	1	2:02.878	47.099	41.286	34.493	182.1	8:29.011
5	1	2:02.403	46.883	41.126	34.394	181.8	10:31.414
6	1	2:02.371	46.827	40.924	34.620	182.4	12:33.785
7	1	2:03.012	47.085	41.525	34.402	177.9	14:36.797
8	1	2:02.888	47.104	41.376	34.408	181.8	16:39.685
9	1	2:03.004	47.369	41.169	34.466	182.7	18:42.689
10	1	2:04.056	47.515	42.077	34.464	175.8	20:46.745
11	1	2:03.582	47.199	42.028	34.355	173.9	22:50.327
12	1	2:03.752	46.945	41.493	35.314	183.0	24:54.079
13	1	2:03.035	47.503	41.055	34.477	183.3	26:57.114
14	1	2:03.273	47.336	41.424	34.513	181.5	29:00.387
15	1	2:03.221	47.308	41.373	34.540	180.3	31:03.608
16	1	2:03.129	47.201	41.668	34.260	182.1	33:06.737
17	1	2:03.760	47.648	41.821	34.291	171.9	35:10.497
18	1	2:04.136	47.797	41.954	34.385	169.0	37:14.633
19	1	2:04.671	47.280	42.701	34.690	177.3	39:19.304
20	1	2:04.370	47.935	41.862	34.573	171.9	41:23.674
21	1	2:03.920	47.382	41.975	34.563	180.9	43:27.594
22	1	2:04.151	47.297	42.263	34.591	181.8	45:31.745
23	1	2:04.157	47.343	42.293	34.521	177.3	47:35.902
24	1	2:06.846	48.201	42.543	36.102	176.4	49:42.748
25	1	2:04.032	47.897	41.573	34.562	171.1	51:46.780
26	1	2:04.012	47.678	41.513	34.821	174.1	53:50.792
27	1	2:04.606	47.841	42.072	34.693	167.9	55:55.398
28	1	2:05.414	48.042	42.539	34.833	167.4	58:00.812
29	1	2:04.107	47.630	41.880	34.597	179.4	1:00:04.919
30	1	2:09.047	48.121	42.036	38.890	169.0	1:02:13.966
31	1		1:00.021			109.6	

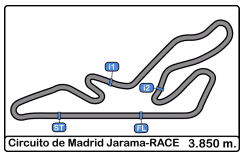

Circuito de Madrid Jarama - RACE

XI UV Endurance RACE Jarama

Carrera 8 horas resistencia

Tiempos Por Vuelta 1 Hora

11 RR2 MOTORSPORT V. GOLF

2 ESCUDERIA MEDITERRANEO DE ALICANTE

Vta.	D	Tiempo	Sector 1	Sector 2	Sector 3	V. Max.	Elapsed
1	1	2:14.158	57.729	41.823	34.606	149.5	2:14.158
2	1	2:03.090	47.277	41.427	34.386	175.8	4:17.248
3	1	2:02.540	46.337	41.554	34.649	182.7	6:19.788
4	1	2:02.270	47.064	40.762	34.444	181.5	8:22.058
5	1	2:02.119	46.853	40.735	34.531	184.6	10:24.177
6	1	2:02.208	46.927	40.934	34.347	182.1	12:26.385
7	1	2:02.324	46.704	41.200	34.420	183.3	14:28.709
8	1	2:02.853	47.282	41.227	34.344	173.3	16:31.562
9	1	2:02.182	46.913	41.035	34.234	177.3	18:33.744
10	1	2:02.101	46.652	41.035	34.414	182.1	20:35.845
11	1	2:02.061	46.945	40.948	34.168	182.7	22:37.906
12	1	2:01.864	46.770	40.862	34.232	181.8	24:39.770
13	1	2:01.636	46.624	40.839	34.173	183.9	26:41.406
14	1	2:01.649	46.444	40.901	34.304	181.2	28:43.055
15	1	2:02.228	46.653	41.260	34.315	182.1	30:45.283
16	1	2:03.807	47.176	41.184	35.447	175.6	32:49.090
17	1	2:02.077	47.065	40.817	34.195	175.8	34:51.167
18	1	2:02.607	46.539	41.010	35.058	181.8	36:53.774
19	1	2:02.403	46.730	41.098	34.575	179.7	38:56.177
20	1	2:03.199	46.691	41.828	34.680	185.5	40:59.376
21	1	2:02.092	46.433	41.240	34.419	183.3	43:01.468
22	1	2:03.093	47.435	40.940	34.718	182.1	45:04.561
23	1	2:03.712	48.144	41.136	34.432	183.0	47:08.273
24	1	2:03.462	46.913	41.827	34.722	182.4	49:11.735
25	1	2:03.685	47.168	41.402	35.115	181.5	51:15.420
26	1	2:03.846	47.753	41.591	34.502	174.7	53:19.266
27	1	2:03.482	47.605	41.460	34.417	175.3	55:22.748
28	1	2:03.876	47.550	41.405	34.921	174.4	57:26.624
29	1	2:03.382	47.131	41.595	34.656	183.3	59:30.006
30	1	2:05.780	48.467	42.294	35.019	173.3	1:01:35.786
31	1		1:17.706			118.9	

12 4 TEAM BMW 318

2 JORGE RAMIREZ FERNANDEZ

Vta.	D	Tiempo	Sector 1	Sector 2	Sector 3	V. Max.	Elapsed
1	1	2:07.958	54.433	40.297	33.228	164.1	2:07.958
2	1	2:00.108	45.908	40.282	33.918	188.1	4:08.066
3	1	2:00.675	46.643	40.363	33.669	181.8	6:08.741
4	1	1:59.664	45.898	40.358	33.408	192.8	8:08.405
5	1	1:59.949	45.981	40.125	33.843	192.1	10:08.354
6	1	2:00.648	46.560	40.563	33.525	188.8	12:09.002
7	1	2:00.694	46.511	40.527	33.656	191.4	14:09.696
8	1	1:59.534	45.875	40.135	33.524	192.1	16:09.230
9	1	1:59.154	45.555	40.065	33.534	192.5	18:08.384
10	1	1:59.077	45.381	40.175	33.521	192.8	20:07.461
11	1	2:00.285	45.759	41.163	33.363	193.2	22:07.746
12	1	1:58.663	45.588	39.824	33.251	194.5	24:06.409
13	1	1:59.098	45.924	39.878	33.296	194.9	26:05.507
14	1	2:00.975	45.752	41.576	33.647	196.0	28:06.482
15	1	1:59.442	45.783	40.360	33.299	195.2	30:05.924
16	1	2:00.019	45.837	40.322	33.860	196.0	32:05.943
17	1	1:59.212	45.686	40.103	33.423	195.2	34:05.155
18	1	1:58.985	45.721	39.922	33.342	194.9	36:04.140
19	1	1:59.787	46.313	40.244	33.230	196.3	38:03.927
20	1	1:58.633	45.505	39.736	33.392	197.0	40:02.560
21	1	1:59.409	45.426	39.995	33.988	196.0	42:01.969
22	1	1:59.339	45.820	39.830	33.689	194.9	44:01.308
23	1	5:11.484 P	45.580	40.111	3:45.793	197.0	49:12.792
24	1	5:55.495	4:40.444	40.731	34.320	82.6	55:08.287
25	1	2:02.207	46.280	41.653	34.274	188.8	57:10.494
26	1	2:01.297	46.505	41.052	33.740	185.8	59:11.791
27	1	2:02.138	46.964	41.421	33.753	186.2	1:01:13.929
28	1	2:16.785	49.650	49.364	37.771	188.1	1:03:30.714

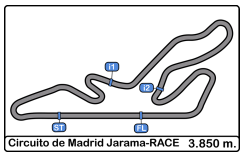

Circuito de Madrid Jarama - RACE

XI UV Endurance RACE Jarama

Carrera 8 horas resistencia

Tiempos Por Vuelta 1 Hora

13 ASAP RACING HONDA CIVIC

1 ANDRES SANCHEZ PEREZ

Vta.	D	Tiempo	Sector 1	Sector 2	Sector 3	V. Max.	Elapsed
1	1	2:10.082	55.841	40.358	33.883	162.6	2:10.082
2	1	2:01.682	46.793	40.402	34.487	188.1	4:11.764
3	1	2:00.519	46.414	40.388	33.717	192.5	6:12.283
4	1	2:00.412	46.322	40.449	33.641	192.8	8:12.695
5	1	2:02.785	46.235	42.185	34.365	193.2	10:15.480
6	1	2:00.789	46.536	40.283	33.970	192.8	12:16.269
7	1	2:01.510	47.298	40.496	33.716	192.8	14:17.779
8	1	2:00.332	46.087	40.390	33.855	194.5	16:18.111
9	1	1:59.880	46.179	40.020	33.681	193.8	18:17.991
10	1	2:00.939	46.499	40.140	34.300	193.2	20:18.930
11	1	2:00.913	46.425	40.507	33.981	191.1	22:19.843
12	1	2:01.154	46.485	40.532	34.137	192.8	24:20.997
13	1	2:01.102	46.461	40.569	34.072	191.4	26:22.099
14	1	2:04.496	46.689	42.665	35.142	193.8	28:26.595
15	1	2:01.252	46.562	40.687	34.003	190.1	30:27.847
16	1	1:59.764	45.968	40.032	33.764	191.8	32:27.611
17	1	1:59.832	46.050	40.165	33.617	195.2	34:27.443
18	1	2:02.281	48.164	40.364	33.753	188.8	36:29.724
19	1	2:00.780	46.319	40.172	34.289	194.2	38:30.504
20	1	2:00.092	45.967	40.151	33.974	193.5	40:30.596
21	1	2:00.626	46.410	40.209	34.007	190.8	42:31.222
22	1	2:00.112	46.148	40.026	33.938	192.5	44:31.334
23	1	1:59.961	45.998	40.287	33.676	192.8	46:31.295
24	1	2:00.452	45.933	40.391	34.128	193.8	48:31.747
25	1	2:01.113	47.057	40.219	33.837	187.1	50:32.860
26	1	2:01.764	46.150	41.381	34.233	190.4	52:34.624
27	1	2:02.110	46.842	40.889	34.379	189.8	54:36.734
28	1	2:02.664	48.103	40.584	33.977	169.0	56:39.398
29	1	2:02.750	46.199	41.652	34.899	191.8	58:42.148
30	1	2:02.070	46.568	41.449	34.053	187.5	1:00:44.218
31	1	2:03.669	47.730	41.656	34.283	177.6	1:02:47.887
32	1		47.953			162.8	

14 E-PERFORMANCE HONDA CIVIC

1 ULTIMA VUELTA

Vta.	D	Tiempo	Sector 1	Sector 2	Sector 3	V. Max.	Elapsed
1	1	2:20.818	1:01.831	44.027	34.960	150.4	2:20.818
2	1	2:06.011	48.312	42.596	35.103	177.6	4:26.829
3	1	2:05.085	47.740	42.601	34.744	179.4	6:31.914
4	1	2:05.777	48.056	43.038	34.683	172.2	8:37.691
5	1	2:05.834	48.065	43.042	34.727	179.7	10:43.525
6	1	2:04.964	47.730	42.183	35.051	177.9	12:48.489
7	1	2:06.205	47.769	42.726	35.710	176.7	14:54.694
8	1	2:05.514	47.875	42.450	35.189	175.8	17:00.208
9	1	2:06.268	48.085	42.970	35.213	176.4	19:06.476
10	1	2:05.858	47.920	42.854	35.084	175.3	21:12.334
11	1	2:06.151	48.057	42.847	35.247	172.2	23:18.485
12	1	2:06.518	48.127	42.919	35.472	172.5	25:25.003
13	1	2:06.947	48.597	43.066	35.284	171.1	27:31.950
14	1	2:06.323	47.910	43.101	35.312	174.1	29:38.273
15	1	2:06.126	48.150	42.797	35.179	173.3	31:44.399
16	1	2:07.081	48.405	43.766	34.910	171.1	33:51.480
17	1	2:05.822	47.968	42.741	35.113	177.0	35:57.302
18	1	2:06.195	47.897	43.029	35.269	178.2	38:03.497
19	1	2:06.754	48.300	43.048	35.406	173.0	40:10.251
20	1	2:06.206	48.056	43.066	35.084	173.0	42:16.457
21	1	2:05.583	47.634	42.774	35.175	172.5	44:22.040
22	1	2:05.594	47.922	42.633	35.039	173.0	46:27.634
23	1	2:05.536	47.846	42.601	35.089	171.9	48:33.170
24	1	2:05.099	47.603	42.363	35.133	174.4	50:38.269
25	1	2:05.370	47.650	42.846	34.874	173.6	52:43.639
26	1	2:05.808	47.694	43.054	35.060	178.2	54:49.447
27	1	2:05.901	48.040	42.855	35.006	168.2	56:55.348
28	1	2:05.568	47.827	42.840	34.901	176.1	59:00.916
29	1	2:05.488	47.806	42.580	35.102	174.7	1:01:06.404
30	1	2:20.534	49.249	50.066	41.219	171.9	1:03:26.938

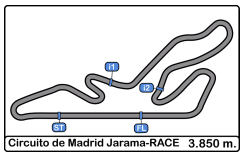

Circuito de Madrid Jarama - RACE

XI UV Endurance RACE Jarama

Carrera 8 horas resistencia

Tiempos Por Vuelta 1 Hora

15	BOYACA SAXO	SAXO
	SAXO	VSR MOTORSPORT

Vta.	D	Tiempo	Sector 1	Sector 2	Sector 3	V. Max.	Elapsed
1	1	2:23.675	1:03.195	43.872	36.608	153.4	2:23.675
2	1	2:10.847	50.092	44.133	36.622	165.6	4:34.522
3	1	2:10.553	49.774	44.419	36.360	166.4	6:45.075
4	1	2:10.182	49.488	44.090	36.604	165.6	8:55.257
5	1	2:10.634	49.854	44.167	36.613	163.1	11:05.891
6	1	2:10.093	49.688	44.085	36.320	165.8	13:15.984
7	1	2:10.640	49.364	44.477	36.799	165.1	15:26.624
8	1	2:09.766	49.238	44.016	36.512	165.3	17:36.390
9	1	2:10.600	49.385	44.477	36.738	165.6	19:46.990
10	1	2:09.503	49.316	43.974	36.213	165.3	21:56.493
11	1	2:09.896	49.646	43.940	36.310	167.7	24:06.389
12	1	2:10.521	50.072	43.941	36.508	167.9	26:16.910
13	1	2:10.672	50.061	43.925	36.686	165.8	28:27.582
14	1	2:10.691	49.607	44.111	36.973	166.1	30:38.273
15	1	2:11.098	50.048	43.986	37.064	166.6	32:49.371
16	1	2:09.717	49.465	43.826	36.426	166.9	34:59.088
17	1	2:08.944	49.273	43.715	35.956	167.1	37:08.032
18	1	2:10.138	50.135	43.824	36.179	167.7	39:18.170
19	1	2:09.795	49.872	43.768	36.155	168.2	41:27.965
20	1	2:08.471	48.999	43.542	35.930	169.0	43:36.436
21	1	2:10.844	49.996	44.335	36.513	167.9	45:47.280
22	1	2:09.099	49.075	43.704	36.320	166.6	47:56.379
23	1	2:10.245	49.440	44.672	36.133	164.8	50:06.624
24	1	2:08.835	49.071	43.688	36.076	166.6	52:15.459
25	1	2:08.887	49.226	43.540	36.121	164.8	54:24.346
26	1	2:08.867	49.113	43.502	36.252	165.8	56:33.213
27	1	2:09.735	49.558	43.888	36.289	165.3	58:42.948
28	1	2:09.043	49.233	43.689	36.121	165.8	1:00:51.991
29	1	2:09.916	49.280	44.109	36.527	165.1	1:03:01.907
30	1		49.962			159.2	

16	SAAB ENDURANCE RACING SOCIETY	SAAB 900I
	2	ESCUDERIA 1000 LAGOS

Vta.	D	Tiempo	Sector 1	Sector 2	Sector 3	V. Max.	Elapsed
1	1	2:24.438	1:03.941	44.544	35.953	144.9	2:24.438
2	1	2:07.862	48.625	43.542	35.695	175.8	4:32.300
3	1	2:08.501	48.829	43.587	36.085	179.4	6:40.801
4	1	2:09.329	49.533	44.008	35.788	178.2	8:50.130
5	1	2:08.948	49.515	43.772	35.661	165.6	10:59.078
6	1	2:07.125	48.123	43.249	35.753	175.6	13:06.203
7	1	2:08.280	49.127	43.528	35.625	166.4	15:14.483
8	1	2:07.883	49.434	43.288	35.161	165.3	17:22.366
9	1	2:07.863	49.134	43.205	35.524	162.1	19:30.229
10	1	2:07.478	48.786	43.034	35.658	168.4	21:37.707
11	1	2:07.217	48.496	43.063	35.658	169.2	23:44.924
12	1	2:07.592	48.454	42.731	36.407	174.1	25:52.516
13	1	2:07.122	48.812	42.904	35.406	166.6	27:59.638
14	1	2:07.756	49.651	42.644	35.461	154.2	30:07.394
15	1	2:06.172	47.936	42.619	35.617	178.2	32:13.566
16	1	2:06.285	48.502	42.646	35.137	170.0	34:19.851
17	1	2:07.058	48.662	42.968	35.428	169.8	36:26.909
18	1	2:07.003	48.514	43.173	35.316	169.8	38:33.912
19	1	2:06.753	48.760	42.566	35.427	166.9	40:40.665
20	1	2:07.026	48.385	43.385	35.256	171.9	42:47.691
21	1	2:06.667	48.204	43.348	35.115	175.8	44:54.358
22	1	2:08.178	48.665	43.321	36.192	171.1	47:02.536
23	1	2:07.466	48.764	43.401	35.301	166.9	49:10.002
24	1	2:09.126	48.342	45.442	35.342	176.7	51:19.128
25	1	2:06.746	48.433	42.712	35.601	170.3	53:25.874
26	1	2:07.485	49.348	42.982	35.155	174.4	55:33.359
27	1	2:11.888	48.819	45.556	37.513	169.0	57:45.247
28	1	2:18.817	54.077	45.969	38.771	157.2	1:00:04.064
29	1	2:10.671	49.836	42.788	38.047	147.7	1:02:14.735
30	1		1:00.876			103.6	

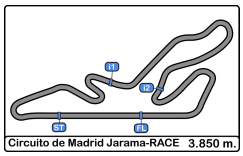

Circuito de Madrid Jarama - RACE
XI UV Endurance RACE Jarama
Carrera 8 horas resistencia
Tiempos Por Vuelta 1 Hora

17 EMAN EGURRE — BMW 325I

3 — EMAN EGURRE

Vta.	D	Tiempo	Sector 1	Sector 2	Sector 3	V. Max.	Elapsed
1	1	2:17.612	59.211	43.287	35.114	159.0	2:17.612
2	1	2:03.936	47.384	41.401	35.151	182.7	4:21.548
3	1	2:02.731	47.102	41.090	34.539	194.2	6:24.279
4	1	2:03.109	47.042	41.528	34.539	191.8	8:27.388
5	1	2:02.262	46.931	40.839	34.492	194.5	10:29.650
6	1	2:03.628	46.959	41.415	35.254	197.8	12:33.278
7	1	2:02.857	46.958	41.440	34.459	193.2	14:36.135
8	1	2:02.595	47.104	41.096	34.395	190.8	16:38.730
9	1	2:03.240	47.086	41.574	34.580	195.6	18:41.970
10	1	2:03.826	47.755	41.433	34.638	197.8	20:45.796
11	1	2:02.736	47.149	41.140	34.447	189.8	22:48.532
12	1	2:02.933	47.068	41.338	34.527	194.5	24:51.465
13	1	2:02.909	47.350	41.102	34.457	193.2	26:54.374
14	1	2:02.623	46.972	40.654	34.997	190.8	28:56.997
15	1	2:03.053	47.202	41.329	34.522	190.1	31:00.050
16	1	2:04.143	47.372	42.171	34.600	195.6	33:04.193
17	1	2:02.813	47.097	41.160	34.556	193.2	35:07.006
18	1	2:02.729	47.194	40.846	34.689	191.1	37:09.735
19	1	2:04.037	47.473	41.834	34.730	195.6	39:13.772
20	1	2:04.360	47.414	42.319	34.627	191.4	41:18.132
21	1	2:03.003	47.053	41.274	34.676	195.6	43:21.135
22	1	2:02.525	47.111	40.928	34.486	192.5	45:23.660
23	1	2:02.784	46.893	41.165	34.726	193.2	47:26.444
24	1	2:02.763	47.141	41.094	34.528	191.4	49:29.207
25	1	2:03.360	47.712	41.240	34.408	193.5	51:32.567
26	1	2:05.391	47.247	42.451	35.693	194.5	53:37.958
27	1	2:04.629	47.698	41.480	35.451	175.6	55:42.587
28	1	2:02.568	47.074	41.126	34.368	193.2	57:45.155
29	1	2:02.730	46.962	41.130	34.638	192.1	59:47.885
30	1	2:06.532	47.219	41.081	38.232	188.8	1:01:54.417
31	1		1:02.123			183.3	

18 PURA PASION — AUDI TT

3 — VICENTE GABRIEL VALLES

Vta.	D	Tiempo	Sector 1	Sector 2	Sector 3	V. Max.	Elapsed
1	1	2:18.987	1:00.911	42.793	35.283	154.9	2:18.987
2	1	2:04.656	48.012	41.877	34.767	173.0	4:23.643
3	1	2:03.807	47.470	41.676	34.661	180.9	6:27.450
4	1	2:03.967	47.369	41.764	34.834	179.4	8:31.417
5	1	2:04.014	47.331	41.747	34.936	178.8	10:35.431
6	1	2:04.471	47.995	41.536	34.940	177.9	12:39.902
7	1	2:04.497	47.862	41.848	34.787	175.3	14:44.399
8	1	2:05.130	47.876	41.958	35.296	174.7	16:49.529
9	1	2:04.121	47.512	41.841	34.768	177.0	18:53.650
10	1	2:04.535	47.696	41.842	34.997	176.7	20:58.185
11	1	2:04.242	47.432	41.993	34.817	177.6	23:02.427
12	1	2:04.366	47.483	41.556	35.327	177.9	25:06.793
13	1	2:04.677	47.767	41.529	35.381	176.1	27:11.470
14	1	2:04.176	47.858	41.594	34.724	177.6	29:15.646
15	1	2:03.767	47.592	41.416	34.759	178.8	31:19.413
16	1	2:04.854	47.757	41.342	35.755	179.4	33:24.267
17	1	2:04.863	48.183	41.879	34.801	179.7	35:29.130
18	1	2:04.852	47.966	41.710	35.176	178.2	37:33.982
19	1	2:04.661	48.324	41.461	34.876	175.0	39:38.643
20	1	2:07.107	47.856	43.726	35.525	178.2	41:45.750
21	1	2:06.531	47.763	43.611	35.157	180.6	43:52.281
22	1	2:03.929	47.681	41.469	34.779	178.8	45:56.210
23	1	2:03.553	47.558	41.363	34.632	178.5	47:59.763
24	1	2:03.319	47.548	41.253	34.518	179.4	50:03.082
25	1	2:03.975	47.816	41.443	34.716	175.3	52:07.057
26	1	2:04.727	48.177	41.492	35.058	174.7	54:11.784
27	1	2:04.193	47.589	41.795	34.809	176.4	56:15.977
28	1	2:04.319	47.644	41.758	34.917	175.8	58:20.296
29	1		55.680			176.7	

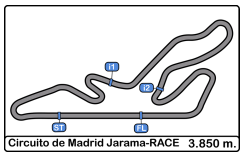

Circuito de Madrid Jarama - RACE

XI UV Endurance RACE Jarama

Carrera 8 horas resistencia

Tiempos Por Vuelta 1 Hora

19 FERNANDO NAVARRETE — BMW 325I

3 — ULTIMA VUELTA

Vta.	D	Tiempo	Sector 1	Sector 2	Sector 3	V. Max.	Elapsed
1	1	2:13.168	1:00.068	40.391	32.709	155.1	2:13.168
2	1	1:56.457	45.281	38.820	32.356	188.8	4:09.625
3	1	1:55.925	44.554	38.790	32.581	198.1	6:05.550
4	1	1:55.145	44.164	38.727	32.254	200.7	8:00.695
5	1	1:55.210	44.147	38.756	32.307	195.2	9:55.905
6	1	1:55.789	44.490	38.891	32.408	196.7	11:51.694
7	1	1:56.277	44.327	39.143	32.807	196.3	13:47.971
8	1	1:58.388	46.220	39.380	32.788	179.7	15:46.359
9	1	1:56.549	44.846	39.106	32.597	189.4	17:42.908
10	1	1:56.971	44.662	39.262	33.047	185.8	19:39.879
11	1	1:57.909	45.304	39.685	32.920	193.8	21:37.788
12	1	1:57.934	45.468	39.574	32.892	195.6	23:35.722
13	1	1:57.150	44.929	39.390	32.831	191.8	25:32.872
14	1	1:57.014	45.082	39.347	32.585	186.8	27:29.886
15	1	1:57.414	45.114	39.331	32.969	187.8	29:27.300
16	1	1:57.593	45.462	39.309	32.822	182.4	31:24.893
17	1	1:56.969	44.787	39.543	32.639	195.2	33:21.862
18	1	1:58.352	45.628	39.902	32.822	189.1	35:20.214
19	1	1:57.472	45.415	39.362	32.695	185.2	37:17.686
20	1	1:59.063	45.692	39.947	33.424	184.3	39:16.749
21	1	1:57.620	45.085	39.659	32.876	189.4	41:14.369
22	1	1:59.439	47.436	39.105	32.898	196.0	43:13.808
23	1	1:57.636	45.409	39.628	32.599	184.9	45:11.444
24	1	1:57.033	45.238	39.352	32.443	183.9	47:08.477
25	1	1:56.499	44.423	39.682	32.394	203.0	49:04.976
26	1	5:13.679 P	46.569	42.453	3:44.657	180.6	54:18.655
27	1	5:57.252	4:44.376	39.914	32.962	96.6	1:00:15.907
28	1	2:07.801	48.162	40.926	38.713	180.9	1:02:23.708
29	1		56.898			109.5	

20 EFICAR TEAM SAXO — SAXO

SAXO — EFICAR TEAM

Vta.	D	Tiempo	Sector 1	Sector 2	Sector 3	V. Max.	Elapsed
1	1	2:19.815	1:01.327	43.198	35.290	155.8	2:19.815
2	1	2:05.821	48.373	42.379	35.069	180.0	4:25.636
3	1	2:05.774	47.933	42.411	35.430	181.2	6:31.410
4	1	2:05.635	48.111	42.372	35.152	177.6	8:37.045
5	1	2:04.877	47.514	42.306	35.057	173.6	10:41.922
6	1	2:04.706	47.516	42.162	35.028	173.9	12:46.628
7	1	2:05.742	47.908	42.601	35.233	174.1	14:52.370
8	1	2:05.988	48.260	42.429	35.299	172.5	16:58.358
9	1	2:06.769	48.026	43.317	35.426	172.8	19:05.127
10	1	2:05.545	47.877	42.460	35.208	173.0	21:10.672
11	1	2:05.508	47.920	42.329	35.259	171.9	23:16.180
12	1	2:05.365	47.678	42.357	35.330	171.9	25:21.545
13	1	2:06.111	48.180	42.613	35.318	171.7	27:27.656
14	1	2:06.170	48.392	42.519	35.259	172.5	29:33.826
15	1	2:05.902	48.252	42.460	35.190	172.8	31:39.728
16	1	2:05.653	47.943	42.436	35.274	171.7	33:45.381
17	1	2:06.463	48.896	42.311	35.256	172.2	35:51.844
18	1	2:08.134	49.854	42.870	35.410	172.5	37:59.978
19	1	2:06.247	48.423	42.595	35.229	172.5	40:06.225
20	1	2:05.815	47.941	42.511	35.363	174.4	42:12.040
21	1	2:05.651	47.915	42.475	35.261	173.9	44:17.691
22	1	2:06.105	47.810	42.545	35.750	172.5	46:23.796
23	1	2:06.273	48.185	42.616	35.472	168.7	48:30.069
24	1	2:05.741	48.011	42.487	35.243	170.6	50:35.810
25	1	2:06.709	48.157	42.906	35.646	171.7	52:42.519
26	1	2:06.211	48.071	42.635	35.505	173.3	54:48.730
27	1	2:06.283	48.028	42.505	35.750	171.4	56:55.013
28	1	2:06.673	48.893	42.343	35.437	161.6	59:01.686
29	1	2:05.458	48.032	42.396	35.030	173.9	1:01:07.144
30	1	2:21.387	50.176	51.937	39.274	174.7	1:03:28.531

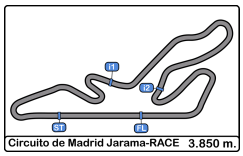

Circuito de Madrid Jarama - RACE
XI UV Endurance RACE Jarama
Carrera 8 horas resistencia
Tiempos Por Vuelta 1 Hora

21 DHR NISSAN SUNY

2 ULTIMA VUELTA

Vta.	D	Tiempo	Sector 1	Sector 2	Sector 3	V. Max.	Elapsed
1	1	2:15.500	59.724	41.734	34.042	148.1	2:15.500
2	1	2:02.517	46.871	41.149	34.497	184.9	4:18.017
3	1	2:02.151	46.688	41.147	34.316	185.2	6:20.168
4	1	2:03.720	48.011	41.250	34.459	183.0	8:23.888
5	1	2:02.877	47.050	41.456	34.371	182.7	10:26.765
6	1	2:03.989	47.489	42.181	34.319	182.1	12:30.754
7	1	2:03.379	47.689	41.204	34.486	183.0	14:34.133
8	1	2:03.413	47.640	41.339	34.434	183.9	16:37.546
9	1	2:03.609	47.603	41.557	34.449	186.5	18:41.155
10	1	2:05.023	49.028	41.251	34.744	183.0	20:46.178
11	1	2:02.806	47.293	41.290	34.223	185.2	22:48.984
12	1	2:02.921	47.219	41.454	34.248	184.3	24:51.905
13	1	2:03.132	47.756	41.081	34.295	184.9	26:55.037
14	1	2:03.511	47.962	41.288	34.261	184.9	28:58.548
15	1	2:03.539	47.737	41.385	34.417	183.9	31:02.087
16	1	2:03.838	47.705	41.652	34.481	182.4	33:05.925
17	1	2:03.776	47.732	41.473	34.571	184.3	35:09.701
18	1	2:03.930	48.092	41.345	34.493	180.9	37:13.631
19	1	2:04.395	47.655	41.333	35.407	182.4	39:18.026
20	1	2:04.411	48.151	41.553	34.707	176.7	41:22.437
21	1	2:03.885	47.514	41.638	34.733	184.3	43:26.322
22	1	2:04.380	47.978	41.641	34.761	182.7	45:30.702
23	1	2:03.535	47.499	41.561	34.475	183.3	47:34.237
24	1	2:04.661	48.074	42.121	34.466	181.2	49:38.898
25	1	2:05.983	48.433	42.762	34.788	179.7	51:44.881
26	1	2:04.507	47.755	41.704	35.048	181.2	53:49.388
27	1	2:05.423	48.129	41.568	35.726	181.5	55:54.811
28	1	2:04.734	47.968	41.922	34.844	180.9	57:59.545
29	1	2:04.648	48.059	41.689	34.900	180.3	1:00:04.193
30	1	2:08.756	47.925	41.909	38.922	177.0	1:02:12.949
31	1		58.468			113.5	

22 TECSPORT - OLIMPIA V. GOLF

2 ULTIMA VUELTA

Vta.	D	Tiempo	Sector 1	Sector 2	Sector 3	V. Max.	Elapsed
1	1	2:11.287	55.950	41.252	34.085	158.8	2:11.287
2	1	2:01.911	46.765	41.150	33.996	188.1	4:13.198
3	1	2:01.516	46.520	40.832	34.164	187.8	6:14.714
4	1	2:02.160	47.134	40.779	34.247	185.2	8:16.874
5	1	2:01.816	46.525	40.715	34.576	188.4	10:18.690
6	1	2:01.983	47.138	40.576	34.269	186.5	12:20.673
7	1	2:01.509	46.491	40.764	34.254	188.1	14:22.182
8	1	2:01.452	46.783	40.556	34.113	188.1	16:23.634
9	1	2:01.617	46.585	40.873	34.159	186.8	18:25.251
10	1	2:01.451	46.672	40.372	34.407	186.2	20:26.702
11	1	2:01.834	46.804	40.755	34.275	185.2	22:28.536
12	1	2:02.214	46.836	41.259	34.119	186.2	24:30.750
13	1	2:01.805	46.762	40.908	34.135	185.2	26:32.555
14	1	2:02.284	46.949	41.137	34.198	184.6	28:34.839
15	1	2:01.976	46.849	40.766	34.361	187.5	30:36.815
16	1	2:02.009	46.899	41.011	34.099	186.2	32:38.824
17	1	2:02.925	46.905	41.566	34.454	187.8	34:41.749
18	1	2:02.475	46.974	41.042	34.459	184.3	36:44.224
19	1	2:02.194	46.774	40.883	34.537	187.1	38:46.418
20	1	2:01.170	46.387	40.573	34.210	190.4	40:47.588
21	1	2:02.069	46.897	40.903	34.269	187.5	42:49.657
22	1	2:01.399	46.594	40.703	34.102	188.8	44:51.056
23	1	2:02.602	47.330	41.074	34.198	183.0	46:53.658
24	1	2:01.859	46.949	40.625	34.285	186.8	48:55.517
25	1	2:01.608	46.522	40.688	34.398	185.5	50:57.125
26	1	2:02.448	47.027	40.991	34.430	185.2	52:59.573
27	1	2:02.619	47.135	41.346	34.138	185.8	55:02.192
28	1	2:01.245	46.802	40.391	34.052	186.8	57:03.437
29	1	2:02.137	47.000	40.937	34.200	185.8	59:05.574
30	1	2:05.993	47.123	40.843	38.027	186.2	1:01:11.567
31	1	2:17.703	51.245	47.884	38.574	182.4	1:03:29.270

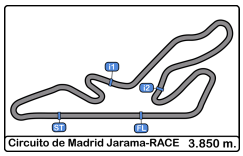

Circuito de Madrid Jarama - RACE
XI UV Endurance RACE Jarama
Carrera 8 horas resistencia
Tiempos Por Vuelta 1 Hora

23 RIGA SAXO — SAXO

SAXO — RASANTE SPORT

Vta.	D	Tiempo	Sector 1	Sector 2	Sector 3	V. Max.	Elapsed
1	1	2:22.423	1:02.339	44.158	35.926	152.9	2:22.423
2	1	2:07.979	48.838	43.373	35.768	175.0	4:30.402
3	1	2:08.168	48.875	43.325	35.968	173.0	6:38.570
4	1	2:08.252	48.948	43.399	35.905	170.8	8:46.822
5	1	2:08.300	48.938	43.513	35.849	170.6	10:55.122
6	1	2:07.723	48.629	43.346	35.748	170.6	13:02.845
7	1	2:08.021	49.014	43.226	35.781	170.6	15:10.866
8	1	2:07.807	48.595	43.404	35.808	170.8	17:18.673
9	1	2:08.722	48.851	43.534	36.337	170.6	19:27.395
10	1	2:08.354	48.980	43.264	36.110	170.8	21:35.749
11	1	2:09.170	49.449	43.467	36.254	171.4	23:44.919
12	1	2:09.377	49.384	44.004	35.989	171.1	25:54.296
13	1	2:07.519	48.577	43.116	35.826	174.4	28:01.815
14	1	2:08.536	49.151	43.745	35.640	173.9	30:10.351
15	1	2:07.905	48.868	43.290	35.747	174.4	32:18.256
16	1	2:07.682	48.693	43.258	35.731	173.6	34:25.938
17	1	2:09.439	50.307	43.231	35.901	173.0	36:35.377
18	1	2:08.447	48.850	43.799	35.798	170.0	38:43.824
19	1	2:08.617	49.894	43.032	35.691	171.7	40:52.441
20	1	2:09.260	49.722	43.488	36.050	171.4	43:01.701
21	1	2:07.924	48.977	43.068	35.879	171.4	45:09.625
22	1	2:09.673	50.467	43.272	35.934	171.1	47:19.298
23	1	2:09.423	49.402	43.400	36.621	171.7	49:28.721
24	1	2:08.328	49.189	42.932	36.207	169.8	51:37.049
25	1	2:09.259	49.495	43.749	36.015	171.1	53:46.308
26	1	2:08.518	48.755	43.395	36.368	172.2	55:54.826
27	1	2:08.878	49.760	43.057	36.061	163.6	58:03.704
28	1	2:07.929	49.004	43.241	35.684	170.8	1:00:11.633
29	1	2:09.019	48.994	43.356	36.669	169.8	1:02:20.652
30	1		56.291			132.0	

24 M BOSS RACING — V. GOLF

2 — ESCUDERIA 1000 LAGOS

Vta.	D	Tiempo	Sector 1	Sector 2	Sector 3	V. Max.	Elapsed
1	1	2:11.552	56.207	41.282	34.063	163.1	2:11.552
2	1	2:02.257	46.973	41.247	34.037	187.1	4:13.809
3	1	2:02.453	46.256	41.964	34.233	185.8	6:16.262
4	1	2:01.784	46.361	41.099	34.324	185.8	8:18.046
5	1	2:02.521	46.704	41.498	34.319	188.8	10:20.567
6	1	2:02.116	46.607	41.180	34.329	191.1	12:22.683
7	1	2:02.569	46.779	40.893	34.897	185.2	14:25.252
8	1	2:02.090	46.494	41.245	34.351	187.5	16:27.342
9	1	2:02.306	46.440	41.127	34.739	188.1	18:29.648
10	1	2:03.123	46.947	41.524	34.652	186.5	20:32.771
11	1	2:02.710	46.830	41.484	34.396	181.8	22:35.481
12	1	2:02.488	46.740	41.278	34.470	183.0	24:37.969
13	1	2:02.170	46.725	41.167	34.278	187.8	26:40.139
14	1	2:02.026	46.477	41.187	34.362	185.8	28:42.165
15	1	2:02.742	46.870	41.382	34.490	187.8	30:44.907
16	1	2:02.606	47.068	41.213	34.325	184.6	32:47.513
17	1	2:02.549	46.676	41.530	34.343	187.5	34:50.062
18	1	2:02.521	46.865	41.334	34.322	185.8	36:52.583
19	1	2:03.026	46.835	41.549	34.642	188.8	38:55.609
20	1	2:03.088	46.828	41.550	34.710	189.1	40:58.697
21	1	2:03.102	46.694	41.264	35.144	189.1	43:01.799
22	1	2:03.360	47.116	41.562	34.682	190.8	45:05.159
23	1	2:02.653	46.480	41.671	34.502	190.4	47:07.812
24	1	2:03.493	46.975	41.747	34.771	184.6	49:11.305
25	1	2:03.861	47.040	41.413	35.408	186.2	51:15.166
26	1	2:03.828	47.513	41.557	34.758	181.2	53:18.994
27	1	2:03.468	47.426	41.438	34.604	183.3	55:22.462
28	1	2:03.794	47.408	41.437	34.949	185.8	57:26.256
29	1	2:03.413	46.962	41.745	34.706	186.2	59:29.669
30	1	2:05.545	47.331	42.112	36.102	184.3	1:01:35.214
31	1		1:17.313			119.8	

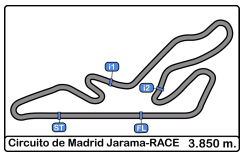

Circuito de Madrid Jarama - RACE
XI UV Endurance RACE Jarama
Carrera 8 horas resistencia
Tiempos Por Vuelta 1 Hora

25 AMAZON SPORT V. GOLF

2 AECD

Vta.	D	Tiempo		Sector 1	Sector 2	Sector 3	V. Max.	Elapsed
1	1	2:34.585		1:07.247	47.765	39.573	117.1	2:34.585
2	1	2:22.246		53.580	48.859	39.807	162.6	4:56.831
3	1	2:23.236		53.802	48.743	40.691	147.5	7:20.067
4	1	2:21.068		53.909	48.002	39.157	157.2	9:41.135
5	1	2:20.713		52.214	48.479	40.020	167.1	12:01.848
6	1	2:24.926		54.143	50.265	40.518	158.8	14:26.774
7	1	2:22.239		53.497	49.723	39.019	162.6	16:49.013
8	1	2:24.109		55.175	49.430	39.504	142.1	19:13.122
9	1	2:21.796		52.716	48.545	40.535	163.8	21:34.918
10	1	2:27.564		56.819	50.925	39.820	127.8	24:02.482
11	1	2:28.115		57.168	50.574	40.373	139.5	26:30.597
12	1	2:28.744		54.631	49.299	44.814	131.5	28:59.341
13	1	2:42.467	P	57.366	53.084	52.017	138.4	31:41.808
14	1	7:54.876	P	6:05.495	52.287	57.094	86.3	39:36.684
15	1	7:02.742	P	5:12.861	49.829	1:00.052	85.0	46:39.426
16	1	10:47.655		9:17.547	48.547	41.561	81.2	57:27.081
17	1	2:59.522	P	1:05.576	59.434	54.512	147.5	1:00:26.603

43 IMARTI MOTORSPORT HONDA CIVIC

1 ESCUDERIA CERRO NEGRO

Vta.	D	Tiempo	Sector 1	Sector 2	Sector 3	V. Max.	Elapsed
1	1	2:18.872	58.996	44.241	35.635	154.2	2:18.872
2	1	2:05.610	48.735	42.013	34.862	169.2	4:24.482
3	1	2:03.932	47.222	41.843	34.867	180.3	6:28.414
4	1	2:05.074	47.296	42.685	35.093	180.9	8:33.488
5	1	2:04.534	47.846	42.047	34.641	174.1	10:38.022
6	1	2:04.701	47.463	42.245	34.993	177.9	12:42.723
7	1	2:04.675	47.552	42.138	34.985	174.7	14:47.398
8	1	2:05.061	47.910	41.866	35.285	174.1	16:52.459
9	1	2:05.222	47.946	42.398	34.878	174.7	18:57.681
10	1	2:04.619	47.520	42.115	34.984	177.6	21:02.300
11	1	2:04.286	47.332	42.114	34.840	177.3	23:06.586
12	1	2:03.526	46.943	41.773	34.810	178.8	25:10.112
13	1	2:03.677	47.015	41.600	35.062	178.5	27:13.789
14	1	2:04.015	47.262	41.717	35.036	178.2	29:17.804
15	1	2:05.040	47.372	42.293	35.375	175.8	31:22.844
16	1	2:06.523	49.047	42.338	35.138	172.8	33:29.367
17	1	2:05.876	48.419	42.124	35.333	176.4	35:35.243
18	1	2:06.590	48.672	42.581	35.337	174.4	37:41.833
19	1	2:08.432	49.549	43.241	35.642	166.6	39:50.265
20	1	2:05.377	48.303	42.223	34.851	172.8	41:55.642
21	1	2:03.604	47.174	41.662	34.768	180.6	43:59.246
22	1	2:04.623	48.145	41.608	34.870	179.7	46:03.869
23	1	2:04.987	47.736	42.062	35.189	177.9	48:08.856
24	1	2:04.982	48.321	41.703	34.958	176.1	50:13.838
25	1	2:03.863	47.437	41.690	34.736	175.6	52:17.701
26	1	2:04.243	47.539	41.576	35.128	176.4	54:21.944
27	1	2:05.776	48.185	42.144	35.447	172.5	56:27.720
28	1	2:05.286	47.689	42.081	35.516	173.3	58:33.006
29	1	2:06.768	48.824	42.433	35.511	162.6	1:00:39.774
30	1	2:06.965	48.258	43.554	35.153	169.5	1:02:46.739
31	1		48.207			172.8	

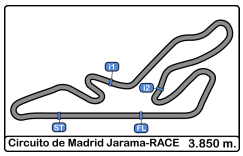

Circuito de Madrid Jarama - RACE

XI UV Endurance RACE Jarama

Carrera 8 horas resistencia

Tiempos Por Vuelta 1 Hora

51 AUTOCODE TORREJON SAXO

SAXO ESCUDERIA CENTRO

Vta.	D	Tiempo	Sector 1	Sector 2	Sector 3	V. Max.	Elapsed
1	1	2:25.065	1:04.547	44.536	35.982	127.6	2:25.065
2	1	2:09.881	49.579	44.211	36.091	170.6	4:34.946
3	1	2:10.164	50.375	43.781	36.008	165.1	6:45.110
4	1	2:10.222	49.800	44.142	36.280	165.6	8:55.332
5	1	2:08.779	48.886	43.998	35.895	169.5	11:04.111
6	1	2:09.468	49.165	43.994	36.309	169.5	13:13.579
7	1	2:09.014	48.912	43.758	36.344	168.4	15:22.593
8	1	2:10.065	49.543	43.949	36.573	169.0	17:32.658
9	1	2:11.281	49.572	43.922	37.787	168.4	19:43.939
10	1	2:11.367	49.859	44.343	37.165	158.3	21:55.306
11	1	2:09.018	48.865	43.937	36.216	171.4	24:04.324
12	1	2:12.887	51.852	44.702	36.333	162.8	26:17.211
13	1	2:10.820	49.364	44.044	37.412	171.9	28:28.031
14	1	2:10.693	49.674	44.174	36.845	155.3	30:38.724
15	1	2:08.950	49.237	43.794	35.919	173.6	32:47.674
16	1	2:09.651	49.533	43.750	36.368	170.8	34:57.325
17	1	2:09.203	49.140	43.882	36.181	170.6	37:06.528
18	1	2:10.521	49.639	44.424	36.458	166.9	39:17.049
19	1	2:09.979	49.589	43.931	36.459	169.2	41:27.028
20	1	2:09.056	49.021	43.882	36.153	171.4	43:36.084
21	1	2:12.971	51.026	45.606	36.339	171.1	45:49.055
22	1	2:09.524	49.227	43.898	36.399	171.7	47:58.579
23	1	2:10.215	49.951	43.981	36.283	169.2	50:08.794
24	1	2:10.567	49.541	44.031	36.995	169.2	52:19.361
25	1	2:09.481	49.424	43.797	36.260	169.8	54:28.842
26	1	2:10.575	49.402	44.785	36.388	169.5	56:39.417
27	1	2:09.492	49.545	43.779	36.168	169.8	58:48.909
28	1	2:09.526	49.375	43.860	36.291	169.5	1:00:58.435
29	1	2:13.931	49.256	47.480	37.195	168.4	1:03:12.366

79 DE AUGUSTO CARRERAS BMW 325I

3 C.D. QUINTANO SPORT

Vta.	D	Tiempo	Sector 1	Sector 2	Sector 3	V. Max.	Elapsed
1	1	2:16.475	1:00.421	41.532	34.522	166.9	2:16.475
2	1	2:03.363	47.001	41.342	35.020	187.1	4:19.838
3	1	2:03.453	47.450	41.461	34.542	180.9	6:23.291
4	1	2:02.828	47.346	41.151	34.331	179.1	8:26.119
5	1	2:02.074	47.095	40.681	34.298	187.5	10:28.193
6	1	2:02.106	46.423	41.077	34.606	191.4	12:30.299
7	1	2:03.514	47.410	41.131	34.973	174.1	14:33.813
8	1	2:03.081	47.239	41.352	34.490	182.1	16:36.894
9	1	2:03.153	46.920	41.460	34.773	185.2	18:40.047
10	1	2:03.447	47.534	41.359	34.554	174.7	20:43.494
11	1	2:02.723	47.241	40.796	34.686	176.4	22:46.217
12	1	2:02.631	46.838	41.006	34.787	181.8	24:48.848
13	1	2:04.320	48.283	41.157	34.880	187.1	26:53.168
14	1	2:03.010	47.035	40.816	35.159	177.9	28:56.178
15	1	2:03.101	47.381	41.099	34.621	176.4	30:59.279
16	1	2:02.999	47.122	40.987	34.890	189.1	33:02.278
17	1	2:03.113	47.153	41.204	34.756	180.3	35:05.391
18	1	2:02.514	47.377	40.880	34.257	176.7	37:07.905
19	1	2:02.774	46.790	41.415	34.569	190.4	39:10.679
20	1	2:03.107	47.400	41.148	34.559	175.6	41:13.786
21	1	2:05.504	49.348	41.189	34.967	191.1	43:19.290
22	1	2:02.716	46.886	41.627	34.203	184.6	45:22.006
23	1	2:02.122	47.038	41.097	33.987	178.8	47:24.128
24	1	2:02.803	46.745	41.601	34.457	186.2	49:26.931
25	1	2:02.922	46.919	41.258	34.745	182.1	51:29.853
26	1	2:02.741	46.963	41.296	34.482	178.8	53:32.594
27	1	2:04.363	47.173	42.547	34.643	176.7	55:36.957
28	1	2:03.846	46.732	41.625	35.489	197.0	57:40.803
29	1	2:03.577	47.741	41.288	34.548	178.8	59:44.380
30	1		47.687	42.137		181.5	

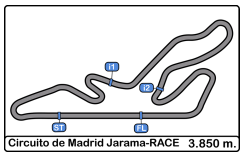

Circuito de Madrid Jarama - RACE
XI UV Endurance RACE Jarama
Carrera 8 horas resistencia
Tiempos Por Vuelta 1 Hora

93 GPLOIL-CKC SUZUKI SWIFT

1 ATKMOTORSPORT MADRID

Vta.	D	Tiempo	Sector 1	Sector 2	Sector 3	V. Max.	Elapsed
1	1	2:24.119	1:03.414	44.503	36.202	147.1	2:24.119
2	1	2:10.673	50.162	44.205	36.306	173.6	4:34.792
3	1	2:09.322	50.131	43.483	35.708	166.4	6:44.114
4	1	2:08.721	48.778	43.294	36.649	171.1	8:52.835
5	1	2:08.717	49.181	43.952	35.584	171.4	11:01.552
6	1	2:07.326	48.690	43.149	35.487	172.2	13:08.878
7	1	2:08.591	48.898	43.374	36.319	173.0	15:17.469
8	1	2:07.267	48.980	42.907	35.380	171.1	17:24.736
9	1	2:07.076	48.488	42.996	35.592	172.8	19:31.812
10	1	2:08.814	49.116	43.278	36.420	172.5	21:40.626
11	1	2:10.164	50.164	43.632	36.368	173.3	23:50.790
12	1	2:08.379	49.510	43.298	35.571	170.6	25:59.169
13	1	2:10.303	48.653	44.410	37.240	174.7	28:09.472
14	1	2:07.642	48.792	43.012	35.838	175.6	30:17.114
15	1	2:07.065	48.523	42.708	35.834	174.4	32:24.179
16	1	2:07.975	48.881	43.638	35.456	174.1	34:32.154
17	1	2:07.162	48.751	42.724	35.687	175.0	36:39.316
18	1	2:06.531	48.301	42.702	35.528	175.0	38:45.847
19	1	2:10.101	49.994	43.249	36.858	162.6	40:55.948
20	1	2:09.969	49.479	44.151	36.339	174.1	43:05.917
21	1	2:07.830	48.607	43.186	36.037	174.7	45:13.747
22	1	2:07.105	48.554	43.058	35.493	176.4	47:20.852
23	1	2:09.517	48.870	44.257	36.390	174.7	49:30.369
24	1	2:11.072	48.771	46.153	36.148	175.3	51:41.441
25	1	2:09.087	49.287	42.921	36.879	166.6	53:50.528
26	1	2:07.943	49.490	43.066	35.387	165.6	55:58.471
27	1	2:07.250	48.498	43.114	35.638	175.6	58:05.721
28	1	2:06.936	48.507	42.731	35.698	175.6	1:00:12.657
29	1	2:12.398	50.825	44.721	36.852	173.9	1:02:25.055
30	1		56.814			106.4	

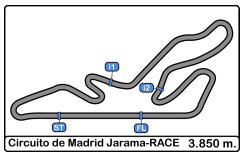

Circuito de Madrid Jarama - RACE
XI UV Endurance RACE Jarama
Carrera 8 horas resistencia
Análisis 1 Hora

Num	T. Vta.	Dif
Vta 1		
2	2:03.037	
1	2:07.656	04.619
12	2:07.958	04.921
8	2:08.583	05.546
13	2:10.082	07.045
22	2:11.287	08.250
24	2:11.552	08.515
4	2:12.407	09.370
19	2:13.168	10.131
11	2:14.158	11.121
21	2:15.500	12.463
79	2:16.475	13.438
6	2:17.247	14.210
10	2:17.291	14.254
17	2:17.612	14.575
43	2:18.872	15.835
7	2:18.891	15.854
18	2:18.987	15.950
3	2:19.389	16.352
20	2:19.815	16.778
14	2:20.818	17.781
23	2:22.423	19.386
15	2:23.675	20.638
93	2:24.119	21.082
16	2:24.438	21.401
51	2:25.065	22.028
25	2:34.585	31.548
Num	**T. Vta.**	**Dif**
Vta 2		
2	1:58.129	
1	1:58.443	04.933
8	1:59.466	06.883
12	2:00.108	06.900
19	1:56.457	08.459
13	2:01.682	10.598
22	2:01.911	12.032
24	2:02.257	12.643
4	2:01.755	12.996
11	2:03.090	16.082
21	2:02.517	16.851
6	2:01.658	17.739
79	2:03.363	18.672
7	2:01.631	19.356
17	2:03.936	20.382
10	2:05.442	21.567
18	2:04.656	22.477
43	2:05.610	23.316
3	2:05.946	24.169
20	2:05.821	24.470
14	2:06.011	25.663
23	2:07.979	29.236
16	2:07.862	31.134
15	2:10.847	33.356
93	2:10.673	33.626
51	2:09.881	33.780
25	2:22.246	55.665
Num	**T. Vta.**	**Dif**
Vta 3		
2	1:58.644	
1	1:58.402	04.691
19	1:55.925	05.740
8	1:58.273	06.512
12	2:00.675	08.931
13	2:00.519	12.473
22	2:01.516	14.904
4	2:01.114	15.466
24	2:02.453	16.452
6	1:58.618	17.713
11	2:02.540	19.978
21	2:02.151	20.358
7	2:00.119	20.831
79	2:03.453	23.481
17	2:02.731	24.469
10	2:03.400	26.323
18	2:03.807	27.640
43	2:03.932	28.604
3	2:05.853	31.378
20	2:05.774	31.600
14	2:05.085	32.104
23	2:08.168	38.760
16	2:08.501	40.991
93	2:09.322	44.304
15	2:10.553	45.265
51	2:10.164	45.300
25	2:23.236	1:20.257
Num	**T. Vta.**	**Dif**
Vta 4		
2	1:59.109	
19	1:55.145	01.776
1	1:58.954	04.536
8	1:58.337	05.740
12	1:59.664	09.486
13	2:00.412	13.776
4	1:59.065	15.422
22	2:02.160	17.955
6	1:59.561	18.165
24	2:01.784	19.127
7	1:58.014	19.736
11	2:02.270	23.139
21	2:03.720	24.969
79	2:02.828	27.200
17	2:03.109	28.469
10	2:02.878	30.092
18	2:03.967	32.498
43	2:05.074	34.569
20	2:05.635	38.126
3	2:06.299	38.568
14	2:05.777	38.772
23	2:08.252	47.903
16	2:09.329	51.211
93	2:08.721	53.916
15	2:10.182	56.338
51	2:10.222	56.413
25	2:21.068	1:42.216
Num	**T. Vta.**	**Dif**
Vta 5		
19	1:55.210	
2	1:58.946	01.960
1	1:58.619	06.169
8	1:58.076	06.830
12	1:59.949	12.449
4	1:59.656	18.092
13	2:02.785	19.575
6	2:01.022	22.201
22	2:01.816	22.785
7	2:00.083	22.833
24	2:02.521	24.662
11	2:02.119	28.272
21	2:02.877	30.860
79	2:02.074	32.288
17	2:02.262	33.745
10	2:02.403	35.509
18	2:04.014	39.526
43	2:04.534	42.117
20	2:04.877	46.017
14	2:05.834	47.620
3	2:06.114	47.696
23	2:08.300	59.217
16	2:08.948	1:03.173
93	2:08.717	1:05.647
51	2:08.779	1:08.206
15	2:10.634	1:09.986
Num	**T. Vta.**	**Dif**
Vta 6		
19	1:55.789	
2	1:58.337	04.508
1	1:58.500	08.880
8	1:58.178	09.219
25	2:20.713	1 Lap
12	2:00.648	17.308
4	1:59.570	21.873
13	2:00.789	24.575
7	1:58.085	25.129
6	2:00.470	26.882
22	2:01.983	28.979
24	2:02.116	30.989
11	2:02.208	34.691
79	2:02.106	38.605
21	2:03.989	39.060
17	2:03.628	41.584
10	2:02.371	42.091
18	2:04.471	48.208
43	2:04.701	51.029
20	2:04.706	54.934
14	2:04.964	56.795
3	2:05.915	57.822
23	2:07.723	1:11.151
16	2:07.125	1:14.509
93	2:07.326	1:17.184
51	2:09.468	1:21.885
15	2:10.093	1:24.290
Num	**T. Vta.**	**Dif**
Vta 7		
19	1:56.277	
2	1:58.247	06.478
1	1:58.357	10.960
8	1:58.631	11.573
12	2:00.694	21.725
4	1:59.513	25.109
7	1:58.461	27.313
13	2:01.510	29.808
6	2:01.161	31.766
22	2:01.509	34.211
24	2:02.569	37.281
25	2:24.926	1 Lap
11	2:02.324	40.738
79	2:03.514	45.842
21	2:03.379	46.162
17	2:02.857	48.164
10	2:03.012	48.826
18	2:04.497	56.428
43	2:04.675	59.427
20	2:05.742	1:04.399
14	2:06.205	1:06.723
3	2:06.338	1:07.883
23	2:08.021	1:22.895
16	2:08.280	1:26.512
93	2:08.591	1:29.498
51	2:09.014	1:34.622
15	2:10.640	1:38.653
Num	**T. Vta.**	**Dif**
Vta 8		
19	1:58.388	
2	1:59.669	07.759
1	1:57.250	09.822
8	1:58.062	11.247
12	1:59.534	22.871
4	1:58.505	25.226
7	1:58.548	27.473
13	2:00.332	31.752
6	2:01.339	34.717
22	2:01.452	37.275
24	2:02.090	40.983
11	2:02.853	45.203
79	2:03.081	50.535
21	2:03.413	51.187
17	2:02.595	52.371
10	2:02.888	53.326
25	2:22.239	1 Lap
18	2:05.130	1:03.170
43	2:05.061	1:06.100
20	2:05.988	1:11.999
14	2:05.514	1:13.849
3	2:06.122	1:15.617
23	2:07.807	1:32.314
16	2:07.883	1:36.007
93	2:07.267	1:38.377
51	2:10.065	1:46.299
15	2:09.766	1:50.031
Num	**T. Vta.**	**Dif**
Vta 9		
19	1:56.549	
2	1:58.787	09.997
1	1:57.515	10.788
8	1:58.004	12.702
12	1:59.154	25.476
4	1:58.055	26.732
7	1:58.242	29.166
13	1:59.880	35.083
22	2:01.617	42.343
24	2:02.306	46.740
11	2:02.182	50.836
79	2:03.153	57.139
21	2:03.609	58.247
17	2:03.240	59.062
10	2:03.004	59.781
18	2:04.121	1:10.742
43	2:05.222	1:14.773
20	2:06.769	1:22.219
14	2:06.268	1:23.568
3	2:06.745	1:25.813
25	2:24.109	1 Lap
23	2:08.722	1:44.487
16	2:07.863	1:47.321
93	2:07.076	1:48.904
Num	**T. Vta.**	**Dif**
Vta 10		
19	1:56.971	
51	2:11.281	1 Lap
15	2:10.600	1 Lap
2	1:58.636	11.662
1	1:59.662	13.479
8	1:58.801	14.532
12	1:59.077	27.582

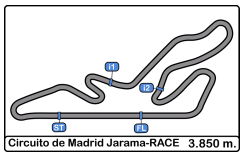

Circuito de Madrid Jarama - RACE

XI UV Endurance RACE Jarama

Carrera 8 horas resistencia

Análisis 1 Hora

Num	T. Vta.	Dif
4	1:58.667	28.428
7	1:58.913	31.108
13	2:00.939	39.051
22	2:01.451	46.823
24	2:03.123	52.892
6	4:13.834	1 Lap
11	2:02.101	55.966
79	2:03.447	1:03.615
17	2:03.826	1:05.917
21	2:05.023	1:06.299
10	2:04.056	1:06.866
18	2:04.535	1:18.306
43	2:04.619	1:22.421
20	2:05.545	1:30.793
14	2:05.858	1:32.455
3	2:06.361	1:35.203
25	2:21.796	1 Lap
23	2:08.354	1:55.870
16	2:07.478	1:57.828

Num	T. Vta.	Dif
Vta 11		
19	1:57.909	
93	2:08.814	1 Lap
2	1:58.619	12.372
1	1:58.663	14.233
8	1:58.757	15.380
51	2:11.367	1 Lap
15	2:09.503	1 Lap
4	1:58.560	29.079
12	2:00.285	29.958
7	1:58.502	31.701
13	2:00.913	42.055
22	2:01.834	50.748
24	2:02.710	57.693
11	2:02.061	1:00.118
79	2:02.723	1:08.429
17	2:02.736	1:10.744
21	2:02.806	1:11.196
10	2:03.582	1:12.539
18	2:04.242	1:24.639
43	2:04.286	1:28.798
20	2:05.508	1:38.392
14	2:06.151	1:40.697
3	2:06.144	1:43.438

Num	T. Vta.	Dif
Vta 12		
19	1:57.934	
23	2:09.170	1 Lap
16	2:07.217	1 Lap
2	2:00.377	14.815
93	2:10.164	1 Lap
1	1:58.856	15.155
8	1:58.679	16.125

Num	T. Vta.	Dif
25	2:27.564	2 Laps
51	2:09.018	1 Lap
4	1:58.425	29.570
15	2:09.896	1 Lap
12	1:58.663	30.687
7	1:58.331	32.098
13	2:01.154	45.275
22	2:02.214	55.028
24	2:02.488	1:02.247
11	2:01.864	1:04.048
79	2:02.631	1:13.126
17	2:02.933	1:15.743
21	2:02.921	1:16.183
10	2:03.752	1:18.357
18	2:04.366	1:31.071
43	2:03.526	1:34.390
20	2:05.365	1:45.823
14	2:06.518	1:49.281
3	2:06.638	1:52.142

Num	T. Vta.	Dif
Vta 13		
19	1:57.150	
2	1:57.535	15.200
1	1:59.386	17.391
8	1:59.750	18.725
16	2:07.592	1 Lap
23	2:09.377	1 Lap
93	2:08.379	1 Lap
4	1:58.747	31.167
12	1:59.098	32.635
7	1:58.293	33.241
15	2:10.521	1 Lap
51	2:12.887	1 Lap
13	2:01.102	49.227
25	2:28.115	2 Laps
22	2:01.805	59.683
24	2:02.170	1:07.267
11	2:01.636	1:08.534
79	2:04.320	1:20.296
17	2:02.909	1:21.502
21	2:03.132	1:22.165
10	2:03.035	1:24.242
18	2:04.677	1:38.598
43	2:03.677	1:40.917
20	2:06.111	1:54.784

Num	T. Vta.	Dif
Vta 14		
19	1:57.014	
14	2:06.947	1 Lap
3	2:07.398	1 Lap
2	1:58.876	17.062
1	1:59.294	19.671
8	1:58.333	20.044

Num	T. Vta.	Dif
16	2:07.122	1 Lap
23	2:07.519	1 Lap
4	1:57.975	32.128
7	1:58.503	34.730
12	2:00.975	36.596
93	2:10.303	1 Lap
13	2:04.496	56.709
15	2:10.672	1 Lap
51	2:10.820	1 Lap
22	2:02.284	1:04.953
24	2:02.026	1:12.279
11	2:01.649	1:13.169
79	2:03.010	1:26.292
17	2:02.623	1:27.111
21	2:03.511	1:28.662
25	2:28.744	2 Laps
10	2:03.273	1:30.501
18	2:04.176	1:45.760
43	2:04.015	1:47.918

Num	T. Vta.	Dif
Vta 15		
19	1:57.414	
20	2:06.170	1 Lap
14	2:06.323	1 Lap
3	2:06.466	1 Lap
2	1:59.493	19.141
1	1:58.723	20.980
8	1:58.735	21.365
4	1:58.647	33.361
7	1:57.847	35.163
12	1:59.442	38.624
16	2:07.756	1 Lap
23	2:08.536	1 Lap
93	2:07.642	1 Lap
13	2:01.252	1:00.547
22	2:01.976	1:09.515
15	2:10.691	1 Lap
51	2:10.693	1 Lap
24	2:02.742	1:17.607
11	2:02.228	1:17.983
79	2:03.101	1:31.979
17	2:03.053	1:32.750
21	2:03.539	1:34.787
10	2:03.221	1:36.308
18	2:03.767	1:52.113
43	2:05.040	1:55.544

Num	T. Vta.	Dif
Vta 16		
19	1:57.593	
20	2:05.902	1 Lap
25	2:42.467	3 Laps
14	2:06.126	1 Lap
2	1:59.910	21.458

Num	T. Vta.	Dif
1	1:59.257	22.644
8	1:59.478	23.250
3	2:06.606	1 Lap
4	1:57.566	33.334
7	1:57.890	35.460
12	2:00.019	41.050
16	2:06.172	1 Lap
23	2:07.905	1 Lap
93	2:07.065	1 Lap
13	1:59.764	1:02.718
22	2:02.009	1:13.931
24	2:02.606	1:22.620
51	2:08.950	1 Lap
11	2:03.807	1:24.197
15	2:11.098	1 Lap
79	2:02.999	1:37.385
17	2:04.143	1:39.300
21	2:03.838	1:41.032
10	2:03.129	1:41.844

Num	T. Vta.	Dif
Vta 17		
19	1:56.969	
18	2:04.854	1 Lap
43	2:06.523	1 Lap
20	2:05.653	1 Lap
8	1:58.658	24.939
2	2:01.421	25.910
1	2:01.633	27.308
14	2:07.081	1 Lap
3	2:05.836	1 Lap
4	1:57.578	33.943
7	1:57.878	36.369
12	1:59.212	43.293
16	2:06.285	1 Lap
23	2:07.682	1 Lap
13	1:59.832	1:05.581
93	2:07.975	1 Lap
22	2:02.925	1:19.887
24	2:02.549	1:28.200
11	2:02.077	1:29.305
51	2:09.651	1 Lap
15	2:09.717	1 Lap
79	2:03.113	1:43.529
17	2:02.813	1:45.144
21	2:03.776	1:47.839
10	2:03.760	1:48.635

Num	T. Vta.	Dif
Vta 18		
19	1:58.352	
18	2:04.863	1 Lap
43	2:05.876	1 Lap
8	1:57.815	24.402
2	1:58.684	26.242

Num	T. Vta.	Dif
1	1:58.998	27.954
20	2:06.463	1 Lap
4	1:58.747	34.338
7	1:57.886	35.903
14	2:05.822	1 Lap
3	2:08.190	1 Lap
12	1:58.985	43.926
16	2:07.058	1 Lap
13	2:02.281	1:09.510
23	2:09.439	1 Lap
93	2:07.162	1 Lap
22	2:02.475	1:24.010
24	2:02.521	1:32.369
6	16:18.325	8 Laps
11	2:02.607	1:33.560
51	2:09.203	1 Lap
79	2:02.514	1:47.691
15	2:08.944	1 Lap
17	2:02.729	1:49.521
21	2:03.930	1:53.417
10	2:04.136	1:54.419

Num	T. Vta.	Dif
Vta 19		
19	1:57.472	
18	2:04.852	1 Lap
43	2:06.590	1 Lap
8	1:58.503	25.433
1	1:57.687	28.169
2	1:59.528	28.298
4	1:58.403	35.269
7	1:57.770	36.201
20	2:08.134	1 Lap
14	2:06.195	1 Lap
12	1:59.787	46.241
3	2:06.628	1 Lap
13	2:00.780	1:12.818
16	2:07.003	1 Lap
23	2:08.447	1 Lap
93	2:06.531	1 Lap
22	2:02.194	1:28.732
24	2:03.026	1:37.923
11	2:02.403	1:38.491
6	2:04.208	8 Laps
79	2:02.774	1:52.993
17	2:04.037	1:56.086

Num	T. Vta.	Dif
Vta 20		
19	1:59.063	
51	2:10.521	2 Laps
21	2:04.395	1 Lap
15	2:10.138	2 Laps
10	2:04.671	1 Lap
25	7:54.876	6 Laps

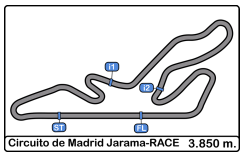

Circuito de Madrid Jarama - RACE

XI UV Endurance RACE Jarama

Carrera 8 horas resistencia

Análisis 1 Hora

Num	T. Vta.	Dif
18	2:04.661	1 Lap
8	1:59.101	25.471
1	1:58.321	27.427
2	1:59.308	28.543
43	2:08.432	1 Lap
4	1:57.838	34.044
7	1:58.072	35.210
12	1:58.633	45.811
20	2:06.247	1 Lap
14	2:06.754	1 Lap
3	2:05.801	1 Lap
13	2:00.092	1:13.847
16	2:06.753	1 Lap
22	2:01.170	1:30.839
23	2:08.617	1 Lap
93	2:10.101	1 Lap
6	1:59.022	8 Laps
24	2:03.088	1:41.948
11	2:03.199	1:42.627
79	2:03.107	1:57.037
Num	**T. Vta.**	**Dif**
Vta 21		
19	1:57.620	
17	2:04.360	1 Lap
21	2:04.411	1 Lap
10	2:04.370	1 Lap
51	2:09.979	2 Laps
15	2:09.795	2 Laps
8	1:58.814	26.665
1	1:57.981	27.788
2	1:58.322	29.245
18	2:07.107	1 Lap
4	1:57.790	34.214
7	1:57.963	35.553
43	2:05.377	1 Lap
12	1:59.409	47.600
20	2:05.815	1 Lap
14	2:06.206	1 Lap
3	2:06.241	1 Lap
13	2:00.626	1:16.853
16	2:07.026	1 Lap
22	2:02.069	1:35.288
6	1:57.148	8 Laps
11	2:02.092	1:47.099
23	2:09.260	1 Lap
24	2:03.102	1:47.430
93	2:09.969	1 Lap
Num	**T. Vta.**	**Dif**
Vta 22		
19	1:59.439	
79	2:05.504	1 Lap
17	2:03.003	1 Lap
21	2:03.885	1 Lap

Num	T. Vta.	Dif
10	2:03.920	1 Lap
51	2:09.056	2 Laps
15	2:08.471	2 Laps
8	1:57.944	25.170
1	1:57.529	25.878
2	1:58.794	28.600
4	1:58.310	33.085
7	1:58.058	34.172
18	2:06.531	1 Lap
43	2:03.604	1 Lap
12	1:59.339	47.500
20	2:05.651	1 Lap
14	2:05.583	1 Lap
3	2:06.172	1 Lap
13	2:00.112	1:17.526
22	2:01.399	1:37.248
6	1:57.986	8 Laps
16	2:06.667	1 Lap
11	2:03.093	1:50.753
24	2:03.360	1:51.351
23	2:07.924	1 Lap
Num	**T. Vta.**	**Dif**
Vta 23		
19	1:57.636	
93	2:07.830	2 Laps
79	2:02.716	1 Lap
17	2:02.525	1 Lap
21	2:04.380	1 Lap
10	2:04.151	1 Lap
8	2:00.495	28.029
1	1:59.867	28.109
2	1:59.193	30.157
4	1:59.087	34.536
7	1:58.933	35.469
15	2:10.844	2 Laps
51	2:12.971	2 Laps
18	2:03.929	1 Lap
43	2:04.623	1 Lap
20	2:06.105	1 Lap
14	2:05.594	1 Lap
13	1:59.961	1:19.851
3	2:06.397	1 Lap
25	7:02.742	8 Laps
6	1:56.483	8 Laps
22	2:02.602	1:42.214
16	2:08.178	1 Lap
24	2:02.653	1:56.368
11	2:03.712	1:56.829
Num	**T. Vta.**	**Dif**
Vta 24		
19	1:57.033	
23	2:09.673	2 Laps
93	2:07.105	2 Laps

Num	T. Vta.	Dif
79	2:02.122	1 Lap
17	2:02.784	1 Lap
21	2:03.535	1 Lap
10	2:04.157	1 Lap
1	1:58.502	29.578
8	1:59.603	30.599
2	1:59.401	32.525
4	1:57.646	35.149
7	1:57.895	36.331
15	2:09.099	2 Laps
51	2:09.524	2 Laps
18	2:03.553	1 Lap
43	2:04.987	1 Lap
20	2:06.273	1 Lap
13	2:00.452	1:23.270
14	2:05.536	1 Lap
3	2:05.673	1 Lap
6	1:56.439	8 Laps
22	2:01.859	1:47.040
Num	**T. Vta.**	**Dif**
Vta 25		
19	1:56.499	
16	2:07.466	2 Laps
24	2:03.493	1 Lap
11	2:03.462	1 Lap
12	5:11.484	2 Laps
79	2:02.803	1 Lap
23	2:09.423	2 Laps
17	2:02.763	1 Lap
93	2:09.517	2 Laps
1	1:58.004	31.083
21	2:04.661	1 Lap
8	1:59.963	34.063
2	1:58.664	34.690
4	1:57.825	36.475
7	1:57.836	37.668
10	2:06.846	1 Lap
18	2:03.319	1 Lap
15	2:10.245	2 Laps
51	2:10.215	2 Laps
43	2:04.982	1 Lap
13	2:01.113	1:27.884
20	2:05.741	1 Lap
14	2:05.099	1 Lap
6	1:57.816	8 Laps
3	2:06.218	1 Lap
22	2:01.608	1:52.149
24	2:03.861	2:10.190
11	2:03.685	2:10.444
16	2:09.126	1 Lap
79	2:02.922	2:24.877
17	2:03.360	2:27.591

Num	T. Vta.	Dif
Vta 26		
1	1:58.975	
23	2:08.328	2 Laps
8	1:58.600	02.605
2	1:58.549	03.181
93	2:11.072	2 Laps
4	2:00.019	06.436
7	1:59.232	06.842
21	2:05.983	1 Lap
10	2:04.032	1 Lap
18	2:03.975	1 Lap
15	2:08.835	2 Laps
43	2:03.863	1 Lap
51	2:10.567	2 Laps
13	2:01.764	59.590
6	1:58.489	8 Laps
20	2:06.709	1 Lap
14	2:05.370	1 Lap
3	2:06.070	1 Lap
22	2:02.448	1:24.539
24	2:03.828	1:43.960
11	2:03.846	1:44.232
16	2:06.746	1 Lap
79	2:02.741	1:57.560
Num	**T. Vta.**	**Dif**
Vta 27		
1	1:59.052	
8	1:58.671	02.224
2	1:58.790	02.919
17	2:05.391	1 Lap
4	1:59.778	07.162
7	1:59.875	07.665
23	2:09.259	2 Laps
21	2:04.507	1 Lap
93	2:09.087	2 Laps
10	2:04.012	1 Lap
18	2:04.727	1 Lap
19	5:13.679	1 Lap
43	2:04.243	1 Lap
15	2:08.887	2 Laps
51	2:09.481	2 Laps
13	2:02.110	1:02.648
6	1:56.783	8 Laps
20	2:06.211	1 Lap
14	2:05.808	1 Lap
3	2:06.056	1 Lap
22	2:02.619	1:28.106
12	5:55.495	3 Laps
24	2:03.468	1:48.376
11	2:03.482	1:48.662
Num	**T. Vta.**	**Dif**
Vta 28		
1	1:59.263	

Num	T. Vta.	Dif
16	2:07.485	2 Laps
8	1:58.897	01.858
2	1:59.143	02.799
79	2:04.363	1 Lap
4	1:58.593	06.492
7	1:59.036	07.438
17	2:04.629	1 Lap
21	2:05.423	1 Lap
23	2:08.518	2 Laps
10	2:04.606	1 Lap
93	2:07.943	2 Laps
18	2:04.193	1 Lap
43	2:05.776	1 Lap
15	2:08.867	2 Laps
6	1:58.498	8 Laps
13	2:02.664	1:06.049
51	2:10.575	2 Laps
20	2:06.283	1 Lap
14	2:05.901	1 Lap
22	2:01.245	1:30.088
3	2:06.130	1 Lap
12	2:02.207	3 Laps
24	2:03.794	1:52.907
11	2:03.876	1:53.275
25	10:47.655	12 Laps
Num	**T. Vta.**	**Dif**
Vta 29		
1	1:59.130	
8	1:59.440	02.168
2	1:59.733	03.402
4	2:00.778	08.140
79	2:03.846	1 Lap
7	2:00.099	08.407
17	2:02.568	1 Lap
16	2:11.888	2 Laps
21	2:04.734	1 Lap
10	2:05.414	1 Lap
23	2:08.878	2 Laps
93	2:07.250	2 Laps
18	2:04.319	1 Lap
43	2:05.286	1 Lap
6	1:57.772	8 Laps
13	2:02.750	1:09.669
15	2:09.735	2 Laps
51	2:09.492	2 Laps
14	2:05.568	1 Lap
20	2:06.673	1 Lap
22	2:02.137	1:33.095
3	2:05.649	1 Lap
12	2:01.297	3 Laps
24	2:03.413	1:57.190
11	2:03.382	1:57.527

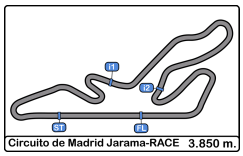

Circuito de Madrid Jarama - RACE
XI UV Endurance RACE Jarama
Carrera 8 horas resistencia
Análisis 1 Hora

Num	T. Vta.	Dif
Vta 30		
1	1:59.016	
8	1:58.921	02.073
2	1:59.424	03.810
4	1:59.135	08.259
7	1:59.197	08.588
79	2:03.577	1 Lap
9	59:45.457	29 Laps
17	2:02.730	1 Lap
16	2:18.817	2 Laps
21	2:04.648	1 Lap
10	2:04.107	1 Lap
23	2:07.929	2 Laps
93	2:06.936	2 Laps
19	5:57.252	3 Laps
25	2:59.522	13 Laps
6	1:57.275	8 Laps
43	2:06.768	1 Lap
13	2:02.070	1:12.723
15	2:09.043	2 Laps
51	2:09.526	2 Laps
14	2:05.488	1 Lap
20	2:05.458	1 Lap
22	2:05.993	1:40.072
12	2:02.138	3 Laps
3	2:06.402	1 Lap

Num	T. Vta.	Dif
Vta 31		
1	2:00.187	
8	1:59.660	01.546
2	1:59.080	02.703
24	2:05.545	1 Lap
11	2:05.780	1 Lap
7	1:59.431	07.832
4	2:00.961	09.033
9	2:08.046	29 Laps
17	2:06.532	1 Lap
21	2:08.756	1 Lap
10	2:09.047	1 Lap
16	2:10.671	2 Laps
23	2:09.019	2 Laps
19	2:07.801	3 Laps
93	2:12.398	2 Laps
6	1:58.966	8 Laps
43	2:06.965	1 Lap
13	2:03.669	1:16.205
15	2:09.916	2 Laps
51	2:13.931	2 Laps
14	2:20.534	1 Lap
20	2:21.387	1 Lap
22	2:17.703	1:57.588
12	2:16.785	3 Laps
3	2:16.142	1 Lap

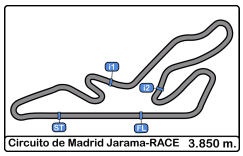

Circuito de Madrid Jarama - RACE
XI UV Endurance RACE Jarama
Carrera 8 horas resistencia
Mejores Sectores 1 Hora

	Sector - 1			Sector - 2			Sector - 3			Vuelta Ideal vs Mejor Vuelta					
Clas	Nº	Equipo	Tiempo	Nº	Equipo	Tiempo	Nº	Equipo	Tiempo	Clas	Nº	Equipo	Vta. Ideal	Mejor Vta.	Clas
1	19	FERNANDO NAVARRETE	44.147	6	GLOBAL CAR ADVISOR	38.419	19	FERNANDO NAVARRETE	32.254	1	19	FERNANDO NAVARRETE	1:55.128	1:55.145	1
2	6	GLOBAL CAR ADVISOR	44.706	19	FERNANDO NAVARRETE	38.727	2	BOYACA SPORT TEAM	32.425	2	6	GLOBAL CAR ADVISOR	1:55.829	1:56.439	2
3	7	JDM MOTOR 2	44.890	2	BOYACA SPORT TEAM	39.139	1	RRO RACING	32.607	3	2	BOYACA SPORT TEAM	1:56.831	1:57.535	4
4	8	JDM MOTOR 1	44.896	7	JDM MOTOR 2	39.290	7	JDM MOTOR 2	32.654	4	7	JDM MOTOR 2	1:56.834	1:57.770	6
5	1	RRO RACING	44.897	4	M&M RACING TEAM	39.321	6	GLOBAL CAR ADVISOR	32.704	5	1	RRO RACING	1:56.893	1:57.250	3
6	4	M&M RACING TEAM	45.016	1	RRO RACING	39.389	4	M&M RACING TEAM	32.881	6	4	M&M RACING TEAM	1:57.218	1:57.566	5
7	2	BOYACA SPORT TEAM	45.267	8	JDM MOTOR 1	39.423	8	JDM MOTOR 1	33.011	7	8	JDM MOTOR 1	1:57.330	1:57.815	7
8	12	4 TEAM	45.381	12	4 TEAM	39.736	12	4 TEAM	33.228	8	12	4 TEAM	1:58.345	1:58.633	8
9	13	ASAP RACING	45.933	13	ASAP RACING	40.020	13	ASAP RACING	33.617	9	13	ASAP RACING	1:59.570	1:59.764	9
10	24	M BOSS RACING	46.256	22	TECSPORT - OLIMPIA	40.372	79	DE AUGUSTO CARRERAS	33.987	10	22	TECSPORT - OLIMPIA	2:00.755	2:01.170	10
11	11	RR2 MOTORSPORT	46.337	17	EMAN EGURRE	40.654	22	TECSPORT - OLIMPIA	33.996	11	79	DE AUGUSTO CARRERAS	2:01.091	2:02.074	13
12	22	TECSPORT - OLIMPIA	46.387	79	DE AUGUSTO CARRERAS	40.681	24	M BOSS RACING	34.037	12	24	M BOSS RACING	2:01.186	2:01.784	12
13	79	DE AUGUSTO CARRERAS	46.423	11	RR2 MOTORSPORT	40.735	21	DHR	34.042	13	11	RR2 MOTORSPORT	2:01.240	2:01.636	11
14	21	DHR	46.688	24	M BOSS RACING	40.893	9	PUNTAL PRODUCTIONS	34.134	14	21	DHR	2:01.811	2:02.151	14
15	10	PRIMERA TEAM	46.827	10	PRIMERA TEAM	40.924	11	RR2 MOTORSPORT	34.168	15	17	EMAN EGURRE	2:01.915	2:02.262	15
16	17	EMAN EGURRE	46.893	21	DHR	41.081	10	PRIMERA TEAM	34.260	16	10	PRIMERA TEAM	2:02.011	2:02.371	16
17	43	IMARTI MOTORSPORT	46.943	18	PURA PASION	41.253	17	EMAN EGURRE	34.368	17	18	PURA PASION	2:03.102	2:03.319	17
18	18	PURA PASION	47.331	43	IMARTI MOTORSPORT	41.576	18	PURA PASION	34.518	18	43	IMARTI MOTORSPORT	2:03.160	2:03.526	18
19	9	PUNTAL PRODUCTIONS	47.436	9	PUNTAL PRODUCTIONS	41.778	43	IMARTI MOTORSPORT	34.641	19	9	PUNTAL PRODUCTIONS	2:03.348	2:08.046	25
20	20	EFICAR TEAM SAXO	47.514	20	EFICAR TEAM SAXO	42.162	14	E-PERFORMANCE	34.683	20	14	E-PERFORMANCE	2:04.469	2:04.964	20
21	14	E-PERFORMANCE	47.603	14	E-PERFORMANCE	42.183	20	EFICAR TEAM SAXO	35.028	21	20	EFICAR TEAM SAXO	2:04.704	2:04.706	19
22	3	COIMBRA SAYAGO	47.738	3	COIMBRA SAYAGO	42.485	16	SAAB ENDURANCE RACING SOCIETY	35.115	22	3	COIMBRA SAYAGO	2:05.342	2:05.649	21
23	16	SAAB ENDURANCE RACING SOCIETY	47.936	16	SAAB ENDURANCE RACING SOCIETY	42.566	3	COIMBRA SAYAGO	35.119	23	16	SAAB ENDURANCE RACING SOCIETY	2:05.617	2:06.172	22
24	93	GPLOIL-CKC	48.301	93	GPLOIL-CKC	42.702	93	GPLOIL-CKC	35.380	24	93	GPLOIL-CKC	2:06.383	2:06.531	23
25	23	RIGA SAXO	48.577	23	RIGA SAXO	42.932	23	RIGA SAXO	35.640	25	23	RIGA SAXO	2:07.149	2:07.519	24
26	51	AUTOCODE TORREJON	48.865	15	BOYACA SAXO	43.502	51	AUTOCODE TORREJON	35.895	26	15	BOYACA SAXO	2:08.431	2:08.471	26
27	15	BOYACA SAXO	48.999	51	AUTOCODE TORREJON	43.750	15	BOYACA SAXO	35.930	27	51	AUTOCODE TORREJON	2:08.510	2:08.779	27
28	25	AMAZON SPORT	52.214	25	AMAZON SPORT	47.765	25	AMAZON SPORT	39.019	28	25	AMAZON SPORT	2:18.998	2:20.713	28

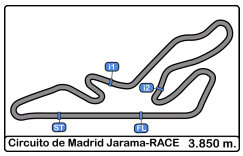

Circuito de Madrid Jarama - RACE

XI UV Endurance RACE Jarama

Carrera 8 horas resistencia

Secuencia Líder 1 Hora

Nº	Equipo	Concursante	Vehiculo	Cat	V.Inici	V. Fin	Vtas	Total
2	BOYACA SPORT TEAM	VSR MOTORSPORT	BMW 325	3	1	**4**	4	4
19	FERNANDO NAVARRETE	ULTIMA VUELTA	BMW 325I	3	5	**25**	21	21
1	RRO RACING	VSR MOTORSPORT	BMW 325	3	26	**31**	6	6
8	JDM MOTOR 1	ULTIMA VUELTA	BMW 325	3	32	**34**	3	3

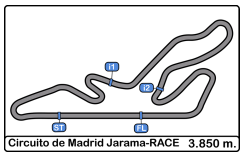

Circuito de Madrid Jarama - RACE

XI UV Endurance RACE Jarama

Carrera 8 horas resistencia

5 Mejores Tiempos 1 Hora

						Mejor 1		Mejor 2		Mejor 3		Mejor 4		Mejor 5	
Clas	**Nº**	**Equipo**	**Concursante**	**Vehiculo**	**Cat**	**Tiempo**	**Vta.**	**Tiempo**	**Vta.**	**Tiempo**	**Vta.**	**Tiempo**	**Vta.**	**Tiempo**	**Vta.**
1	**19**	FERNANDO NAVARRETE	ULTIMA VUELTA	BMW 325I	3	**1:55.145**	4	1:55.210	5	1:55.789	6	1:55.925	3	1:56.277	7
2	**6**	GLOBAL CAR ADVISOR	ULTIMA VUELTA	BMW 325	3	**1:56.439**	16	1:56.483	15	1:56.783	19	1:57.148	13	1:57.275	22
3	**1**	RRO RACING	VSR MOTORSPORT	BMW 325	3	**1:57.250**	8	1:57.515	9	1:57.529	22	1:57.687	19	1:57.981	21
4	**2**	BOYACA SPORT TEAM	VSR MOTORSPORT	BMW 325	3	**1:57.535**	13	1:58.129	2	1:58.247	7	1:58.322	21	1:58.337	6
5	**4**	M&M RACING TEAM	ESCUDERIA CENTRO	BMW 325	3	**1:57.566**	16	1:57.578	17	1:57.646	24	1:57.790	21	1:57.825	25
6	**7**	JDM MOTOR 2	ULTIMA VUELTA	BMW E36	3	**1:57.770**	19	1:57.836	25	1:57.847	15	1:57.878	17	1:57.886	18
7	**8**	JDM MOTOR 1	ULTIMA VUELTA	BMW 325	3	**1:57.815**	18	1:57.944	22	1:58.004	9	1:58.062	8	1:58.076	5
8	**12**	4 TEAM	JORGE RAMIREZ FERNANDEZ	BMW 318	2	**1:58.633**	20	1:58.663	12	1:58.985	18	1:59.077	10	1:59.098	13
9	**13**	ASAP RACING	ANDRES SANCHEZ PEREZ	HONDA CIVIC	1	**1:59.764**	16	1:59.832	17	1:59.880	9	1:59.961	23	2:00.092	20
10	**22**	TECSPORT - OLIMPIA	ULTIMA VUELTA	V. GOLF	2	**2:01.170**	20	2:01.245	28	2:01.399	22	2:01.451	10	2:01.452	8
11	**11**	RR2 MOTORSPORT	ESCUDERIA MEDITERRANEO DE ALICANTE	V. GOLF	2	**2:01.636**	13	2:01.649	14	2:01.864	12	2:02.061	11	2:02.077	17
12	**24**	M BOSS RACING	ESCUDERIA 1000 LAGOS	V. GOLF	2	**2:01.784**	4	2:02.026	14	2:02.090	8	2:02.116	6	2:02.170	13
13	**79**	DE AUGUSTO CARRERAS	C.D. QUINTANO SPORT	BMW 325I	3	**2:02.074**	5	2:02.106	6	2:02.122	23	2:02.514	18	2:02.631	12
14	**21**	DHR	ULTIMA VUELTA	NISSAN SUNY	2	**2:02.151**	3	2:02.517	2	2:02.806	11	2:02.877	5	2:02.921	12
15	**17**	EMAN EGURRE	EMAN EGURRE	BMW 325I	3	**2:02.262**	5	2:02.525	22	2:02.568	28	2:02.595	8	2:02.623	14
16	**10**	PRIMERA TEAM	EFICAR TEAM	NISSAN PRIMERA	2	**2:02.371**	6	2:02.403	5	2:02.878	4	2:02.888	8	2:03.004	9
17	**18**	PURA PASION	VICENTE GABRIEL VALLES	AUDI TT	3	**2:03.319**	24	2:03.553	23	2:03.767	15	2:03.807	3	2:03.929	22
18	**43**	IMARTI MOTORSPORT	ESCUDERIA CERRO NEGRO	HONDA CIVIC	1	**2:03.526**	12	2:03.604	21	2:03.677	13	2:03.863	25	2:03.932	3
19	**20**	EFICAR TEAM SAXO	EFICAR TEAM	SAXO	SAXO	**2:04.706**	6	2:04.877	5	2:05.365	12	2:05.458	29	2:05.508	11
20	**14**	E-PERFORMANCE	ULTIMA VUELTA	HONDA CIVIC	1	**2:04.964**	6	2:05.085	3	2:05.099	24	2:05.370	25	2:05.488	29
21	**3**	COIMBRA SAYAGO	ULTIMA VUELTA	SAXO	SAXO	**2:05.649**	28	2:05.673	23	2:05.801	19	2:05.836	16	2:05.853	3
22	**16**	SAAB ENDURANCE RACING SOCIETY	ESCUDERIA 1000 LAGOS	SAAB 900I	2	**2:06.172**	15	2:06.285	16	2:06.667	21	2:06.746	25	2:06.753	19
23	**93**	GPLOIL-CKC	ATKMOTORSPORT MADRID	SUZUKI SWIFT	1	**2:06.531**	18	2:06.936	28	2:07.065	15	2:07.076	9	2:07.105	22
24	**23**	RIGA SAXO	RASANTE SPORT	SAXO	SAXO	**2:07.519**	13	2:07.682	16	2:07.723	6	2:07.807	8	2:07.905	15
25	**9**	PUNTAL PRODUCTIONS	MADRID HISTORICOS	BMW 325I	3	**2:08.046**	2	59:45.45	1						
26	**15**	BOYACA SAXO	VSR MOTORSPORT	SAXO	SAXO	**2:08.471**	20	2:08.835	24	2:08.867	26	2:08.887	25	2:08.944	17
27	**51**	AUTOCODE TORREJON	ESCUDERIA CENTRO	SAXO	SAXO	**2:08.779**	5	2:08.950	15	2:09.014	7	2:09.018	11	2:09.056	20
28	**25**	AMAZON SPORT	AECD	V. GOLF	2	**2:20.713**	5	2:21.068	4	2:21.796	9	2:22.239	7	2:22.246	2

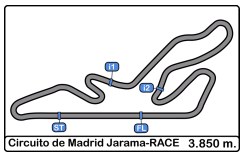

Circuito de Madrid Jarama - RACE
XI UV Endurance RACE Jarama
Carrera 8 horas resistencia
5 Mejores Velocidades 1 Hora

						Máxima 1		Máxima 2		Máxima 3		Máxima 4		Máxima 5		
Clas	Nº	Equipo	Concursante	Vehiculo	Cat	Km/h	Vta.	Km/h	Vta.	Km/h	Vta.	Km/h	Vta.	Km/h	Vta.	Media
1	19	FERNANDO NAVARRETE	ULTIMA VUELTA	BMW 325I	3	**203.0**	25	200.7	4	198.1	3	196.7	6	196.3	7	199.0
2	7	JDM MOTOR 2	ULTIMA VUELTA	BMW E36	3	**201.8**	31	200.0	5	198.8	22	198.1	29	197.8	14	199.3
3	4	M&M RACING TEAM	ESCUDERIA CENTRO	BMW 325	3	**199.6**	20	196.7	29	193.8	9	192.8	5	192.5	22	195.1
4	17	EMAN EGURRE	EMAN EGURRE	BMW 325I	3	**197.8**	6	197.8	10	195.6	9	195.6	16	195.6	19	196.5
5	12	4 TEAM	JORGE RAMIREZ FERNANDEZ	BMW 318	2	**197.0**	20	197.0	23	196.3	19	196.0	14	196.0	16	196.5
6	79	DE AUGUSTO CARRERAS	C.D. QUINTANO SPORT	BMW 325I	3	**197.0**	28	191.4	6	191.1	21	190.4	19	189.1	16	191.8
7	13	ASAP RACING	ANDRES SANCHEZ PEREZ	HONDA CIVIC	1	**195.2**	17	194.5	8	194.2	19	193.8	9	193.8	14	194.3
8	6	GLOBAL CAR ADVISOR	ULTIMA VUELTA	BMW 325	3	**194.9**	15	191.4	13	191.4	23	190.1	16	188.1	12	191.2
9	8	JDM MOTOR 1	ULTIMA VUELTA	BMW 325	3	**192.1**	6	191.8	5	191.1	4	189.8	7	188.8	9	190.7
10	1	RRO RACING	VSR MOTORSPORT	BMW 325	3	**191.8**	5	191.8	24	191.1	7	190.8	2	190.8	23	191.2
11	24	M BOSS RACING	ESCUDERIA 1000 LAGOS	V. GOLF	2	**191.1**	6	190.8	22	190.4	23	189.1	20	189.1	21	190.1
12	22	TECSPORT - OLIMPIA	ULTIMA VUELTA	V. GOLF	2	**190.4**	20	188.8	22	188.4	5	188.1	2	188.1	7	188.8
13	21	DHR	ULTIMA VUELTA	NISSAN SUNY	2	**186.5**	9	185.2	3	185.2	11	184.9	2	184.9	13	185.3
14	11	RR2 MOTORSPORT	ESCUDERIA MEDITERRANEO DE ALICANTE	V. GOLF	2	**185.5**	20	184.6	5	183.9	13	183.3	7	183.3	21	184.1
15	10	PRIMERA TEAM	EFICAR TEAM	NISSAN PRIMERA	2	**183.3**	13	183.0	12	182.7	9	182.4	6	182.1	4	182.7
16	9	PUNTAL PRODUCTIONS	MADRID HISTORICOS	BMW 325I	3	**181.2**	2	177.3	3	90.0	1					149.5
17	20	EFICAR TEAM SAXO	EFICAR TEAM	SAXO	SAXO	**181.2**	3	180.0	2	177.6	4	174.7	30	174.4	20	177.6
18	18	PURA PASION	VICENTE GABRIEL VALLES	AUDI TT	3	**180.9**	3	180.6	21	179.7	17	179.4	4	179.4	16	180.0
19	43	IMARTI MOTORSPORT	ESCUDERIA CERRO NEGRO	HONDA CIVIC	1	**180.9**	4	180.6	21	180.3	3	179.7	22	178.8	12	180.0
20	14	E-PERFORMANCE	ULTIMA VUELTA	HONDA CIVIC	1	**179.7**	5	179.4	3	178.2	18	178.2	26	177.9	6	178.6
21	16	SAAB ENDURANCE RACING SOCIETY	ESCUDERIA 1000 LAGOS	SAAB 900I	2	**179.4**	3	178.2	4	178.2	15	176.7	24	175.8	2	177.6
22	3	COIMBRA SAYAGO	ULTIMA VUELTA	SAXO	SAXO	**177.6**	3	176.1	5	176.1	6	176.1	16	175.8	2	176.4
23	93	GPLOIL-CKC	ATKMOTORSPORT MADRID	SUZUKI SWIFT	1	**176.4**	22	175.6	14	175.6	27	175.6	28	175.3	24	175.7
24	2	BOYACA SPORT TEAM	VSR MOTORSPORT	BMW 325	3	**175.0**	13	169.8	8	169.0	6	167.4	4	165.8	28	169.4
25	23	RIGA SAXO	RASANTE SPORT	SAXO	SAXO	**175.0**	2	174.4	13	174.4	15	173.9	14	173.6	16	174.3
26	51	AUTOCODE TORREJON	ESCUDERIA CENTRO	SAXO	SAXO	**173.6**	15	171.9	13	171.7	22	171.4	11	171.4	20	172.0
27	15	BOYACA SAXO	VSR MOTORSPORT	SAXO	SAXO	**169.0**	20	168.2	19	167.9	12	167.9	21	167.7	11	168.1
28	25	AMAZON SPORT	AECD	V. GOLF	2	**167.1**	5	163.8	9	162.6	2	162.6	7	158.8	6	163.0

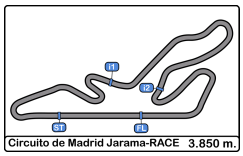

Circuito de Madrid Jarama - RACE

XI UV Endurance RACE Jarama

Carrera 8 horas resistencia

Secuencia Vueltas Rápidas 1 Hora

Vta	Hora Día	T Sesion	Nº	Equipo	Concursante	Vehiculo	Cat	TIempo	Km/h
2	13:10:08.032	4:01.032	**2**	BOYACA SPORT TEAM	VSR MOTORSPORT	BMW 325	3	**1:58.129**	117.3
2	13:10:16.491	4:09.491	**19**	FERNANDO NAVARRETE	ULTIMA VUELTA	BMW 325I	3	**1:56.457**	119.0
3	13:12:12.416	6:05.416	**19**	FERNANDO NAVARRETE	ULTIMA VUELTA	BMW 325I	3	**1:55.925**	119.5
4	13:14:07.561	8:00.561	**19**	FERNANDO NAVARRETE	ULTIMA VUELTA	BMW 325I	3	**1:55.145**	120.3

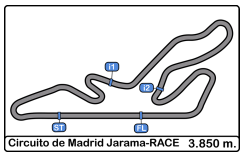

Circuito de Madrid Jarama - RACE

XI UV Endurance RACE Jarama

Carrera 8 horas resistencia

Mejor Máxima Velocidad del Evento 1 Hora

Cls	Nº	Equipo	Concursante	Vehiculo	Cat	Km/h	Sesión
1	**19**	FERNANDO NAVARRETE	ULTIMA VUELTA	BMW 325I	3	**203.0**	Carrera 8 horas resistencia
2	**7**	JDM MOTOR 2	ULTIMA VUELTA	BMW E36	3	**201.8**	Carrera 8 horas resistencia
3	**2**	BOYACA SPORT TEAM	VSR MOTORSPORT	BMW 325	3	**201.4**	Entrenamiento cronometrado
4	**4**	M&M RACING TEAM	ESCUDERIA CENTRO	BMW 325	3	**199.6**	Carrera 8 horas resistencia
5	**17**	EMAN EGURRE	EMAN EGURRE	BMW 325I	3	**197.8**	Carrera 8 horas resistencia
6	**12**	4 TEAM	JORGE RAMIREZ FERNANDEZ	BMW 318	2	**197.0**	Carrera 8 horas resistencia
7	**79**	DE AUGUSTO CARRERAS	C.D. QUINTANO SPORT	BMW 325I	3	**197.0**	Carrera 8 horas resistencia
8	**13**	ASAP RACING	ANDRES SANCHEZ PEREZ	HONDA CIVIC	1	**196.3**	Entrenamiento cronometrado
9	**6**	GLOBAL CAR ADVISOR	ULTIMA VUELTA	BMW 325	3	**196.3**	Entrenamiento cronometrado
10	**1**	RRO RACING	VSR MOTORSPORT	BMW 325	3	**193.5**	Entrenamiento cronometrado
11	**8**	JDM MOTOR 1	ULTIMA VUELTA	BMW 325	3	**193.2**	Entrenamiento Libre
12	**24**	M BOSS RACING	ESCUDERIA 1000 LAGOS	V. GOLF	2	**192.8**	Entrenamiento cronometrado
13	**22**	TECSPORT - OLIMPIA	ULTIMA VUELTA	V. GOLF	2	**190.4**	Carrera 8 horas resistencia
14	**11**	RR2 MOTORSPORT	ESCUDERIA MEDITERRANEO DE ALICANTE	V. GOLF	2	**187.5**	Entrenamiento cronometrado
15	**21**	DHR	ULTIMA VUELTA	NISSAN SUNY	2	**186.5**	Carrera 8 horas resistencia
16	**10**	PRIMERA TEAM	EFICAR TEAM	NISSAN PRIMERA	2	**183.9**	Entrenamiento cronometrado
17	**43**	IMARTI MOTORSPORT	ESCUDERIA CERRO NEGRO	HONDA CIVIC	1	**183.9**	Entrenamiento cronometrado
18	**20**	EFICAR TEAM SAXO	EFICAR TEAM	SAXO	SAXO	**181.2**	Carrera 8 horas resistencia
19	**9**	PUNTAL PRODUCTIONS	MADRID HISTORICOS	BMW 325I	3	**181.2**	Carrera 8 horas resistencia
20	**18**	PURA PASION	VICENTE GABRIEL VALLES	AUDI TT	3	**180.9**	Carrera 8 horas resistencia
21	**14**	E-PERFORMANCE	ULTIMA VUELTA	HONDA CIVIC	1	**179.7**	Carrera 8 horas resistencia
22	**16**	SAAB ENDURANCE RACING SOCIETY	ESCUDERIA 1000 LAGOS	SAAB 900I	2	**179.4**	Carrera 8 horas resistencia
23	**3**	COIMBRA SAYAGO	ULTIMA VUELTA	SAXO	SAXO	**177.6**	Carrera 8 horas resistencia
24	**93**	GPLOIL-CKC	ATKMOTORSPORT MADRID	SUZUKI SWIFT	1	**176.4**	Carrera 8 horas resistencia
25	**5**	NO BRAIN TEAM	ULTIMA VUELTA	BMW 325	3	**175.8**	Entrenamiento Libre
26	**23**	RIGA SAXO	RASANTE SPORT	SAXO	SAXO	**175.0**	Carrera 8 horas resistencia
27	**51**	AUTOCODE TORREJON	ESCUDERIA CENTRO	SAXO	SAXO	**173.6**	Carrera 8 horas resistencia
28	**15**	BOYACA SAXO	VSR MOTORSPORT	SAXO	SAXO	**170.6**	Entrenamiento Libre
29	**25**	AMAZON SPORT	AECD	V. GOLF	2	**169.2**	Entrenamiento cronometrado

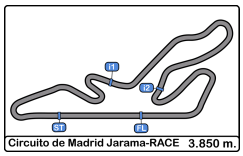

Circuito de Madrid Jarama - RACE

XI UV Endurance RACE Jarama

Carrera 8 horas resistencia

Cuentavueltas 1 Hora

VTA

Nr	Pos	Grid	1	2	3	4	5	6	7	8	9	10	11	12	13	14	15	16	17	18	19	20	21	22	23	24	25	26	27	28	29	30
2	**1**	2	2	2	2	2	19	19	19	19	19	19	19	19	19	19	19	19	19	19	19	19	19	19	19	19	19	1	1	1	1	1
7	**2**	7	1	1	1	19	2	2	2	2	2	2	2	2	2	2	2	2	8	8	8	8	8	8	8	1	1	8	8	8	8	8
1	**3**	1	12	8	19	1	1	1	1	1	1	1	1	1	1	1	1	1	2	2	1	1	1	1	1	8	8	2	2	2	2	2
4	**4**	4	8	12	8	8	8	8	8	8	8	8	8	8	8	8	8	8	1	1	2	2	2	2	2	2	2	4	4	4	4	4
13	**5**	13	13	19	12	12	12	12	12	12	12	12	4	4	4	4	4	4	4	4	4	4	4	4	4	4	4	7	7	7	7	7
8	**6**	8	22	13	13	13	4	4	4	4	4	4	12	12	12	7	7	7	7	7	7	7	7	7	7	7	7	13	13	13	13	13
12	**7**	12	24	22	22	4	13	13	7	7	7	7	7	7	7	12	12	12	12	12	12	12	12	12	13	13	13	22	22	22	22	22
24	**8**	24	4	24	4	22	6	7	13	13	13	13	13	13	13	13	13	13	13	13	13	13	13	13	22	22	22	24	24	24	24	24
22	**9**	22	19	4	24	6	22	6	6	6	22	22	22	22	22	22	22	22	22	22	22	22	22	22	24	24	24	11	11	11	11	11
43	**10**	43	11	11	6	24	7	22	22	22	24	24	24	24	24	24	24	24	24	24	24	24	11	11	11	11	11	79	79	79	79	17
11	**11**	11	21	21	11	7	24	24	24	24	11	11	11	11	11	11	11	11	11	11	11	11	24	24	79	79	79	17	17	17	17	21
10	**12**	10	79	6	21	11	11	11	11	11	79	79	79	79	79	79	79	79	79	79	79	79	79	79	17	17	17	21	21	21	21	10
17	**13**	17	6	79	7	21	21	79	79	79	21	17	17	17	17	17	17	17	17	17	17	17	17	17	21	21	21	10	10	10	10	43
21	**14**	21	10	7	79	79	79	21	21	21	17	21	21	21	21	21	21	21	21	21	21	21	21	21	10	10	10	18	18	18	43	14
14	**15**	14	17	17	17	17	17	17	17	17	10	10	10	10	10	10	10	10	10	10	10	10	10	10	18	18	18	19	43	43	14	20
18	**16**	18	43	10	10	10	10	10	10	10	18	18	18	18	18	18	18	18	18	18	18	18	18	18	43	43	43	43	20	14	20	3
20	**17**	20	7	18	18	18	18	18	18	18	43	43	43	43	43	43	43	43	43	43	43	43	43	43	20	20	20	20	14	20	3	
93	**18**	93	18	43	43	43	43	43	43	43	20	20	20	20	20	20	20	20	20	20	20	20	20	20	14	14	14	14	3	3	16	
79	**19**	79	3	3	3	20	20	20	20	20	14	14	14	14	14	14	14	14	14	14	14	14	14	14	3	3	3	3	16	16	23	
23	**20**	23	20	20	20	3	14	14	14	14	3	3	3	3	3	3	3	3	3	3	3	3	3	3	16	16	16	16	23	23	93	
3	**21**	3	14	14	14	14	3	3	3	3	23	23	23	16	16	16	16	16	16	16	16	16	16	16	12	23	23	23	93	93	15	
16	**22**	16	23	23	23	23	23	23	23	23	16	16	16	23	23	23	23	23	23	23	23	23	23	23	23	93	93	93	15	15	51	
15	**23**	15	15	16	16	16	16	16	16	16	93	93	93	93	93	93	93	93	93	93	93	93	93	93	93	15	15	15	51	51		
51	**24**	51	93	15	93	93	93	93	93	93	51	51	51	15	15	15	51	51	51	51	51	51	15	15	15	51	51	51	19	19		
25	**25**	25	16	93	15	15	51	51	51	51	15	15	15	51	51	51	15	15	15	15	15	15	51	51	51	12	12	12	12	12		
6	**26**	6	51	51	51	51	15	15	15	15	6	25	25	25	25	25	25	6	6	6	6	6	6	6	6							
5	**27**	5	25	25	25	25	25	25	25	25	25	6	6	6	6	6	6	25	25													
9	**28**	9	9	9																												
19	**29**	19																														

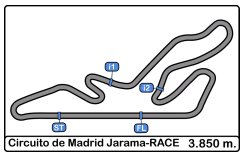

Circuito de Madrid Jarama - RACE
XI UV Endurance RACE Jarama
Carrera 8 horas resistencia
Cuentavueltas 1 Hora

VT

Nr	Pos	31
2	**1**	1
7	**2**	8
1	**3**	2
4	**4**	7
13	**5**	4
8	**6**	13
12	**7**	22
24	**8**	
22	**9**	
43	**10**	
11	**11**	
10	**12**	
17	**13**	
21	**14**	
14	**15**	
18	**16**	
20	**17**	
93	**18**	
79	**19**	
23	**20**	
3	**21**	
16	**22**	
15	**23**	
51	**24**	
25	**25**	
6	**26**	
5	**27**	
9	**28**	
19	**29**	

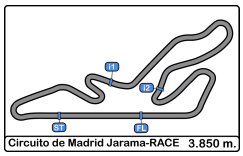

Circuito de Madrid Jarama - RACE

XI UV Endurance RACE Jarama

Carrera 8 horas resistencia

Cuentavueltas Gráfico 1 Hora

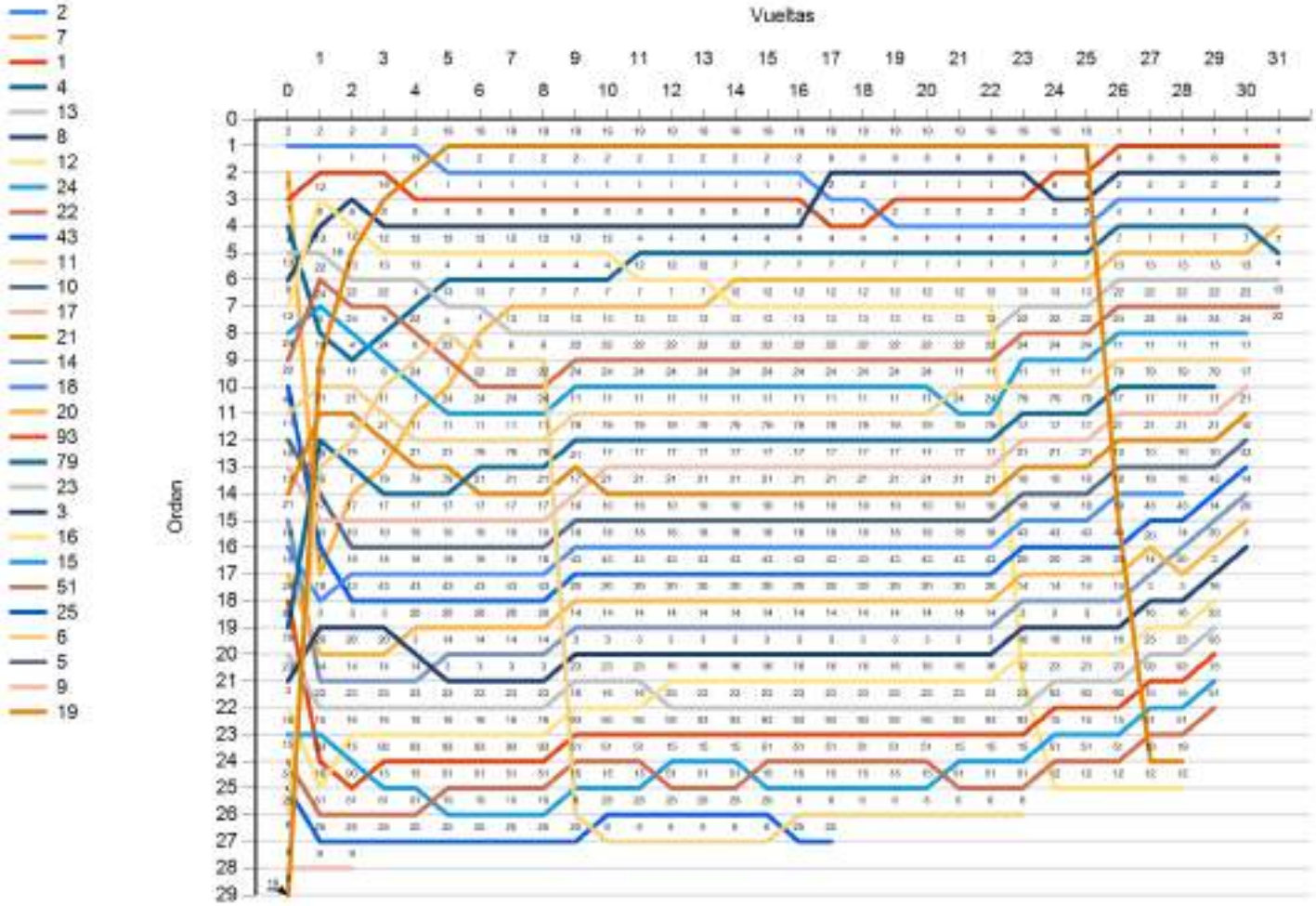

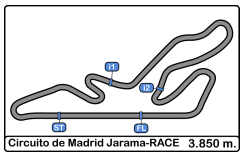

Circuito de Madrid Jarama - RACE

XI UV Endurance RACE Jarama

Carrera 8 horas resistencia

Tiempos Parada en Pit 1 Hora

Nº	Tiempo Día	Equipo	Concursante	Vehiculo	Cat	T. Entrada	Nº Parada	Tiempo Pit	Handicap	Diferencia
6	13:26:37.803	GLOBAL CAR ADVISOR	ULTIMA VUELTA	BMW 325	3	20:30.937	1	14:27.327		
25	13:37:44.498	AMAZON SPORT	AECD	V. GOLF	2	31:37.632	1	5:17.839		
25	13:45:38.799	AMAZON SPORT	AECD	V. GOLF	2	39:31.933	2	4:26.442		
12	13:52:12.468	4 TEAM	JORGE RAMIREZ FERNANDEZ	BMW 318	2	46:05.602	1	7:03.886		
25	13:52:40.766	AMAZON SPORT	AECD	V. GOLF	2	46:33.900	3	8:32.961		
19	13:57:17.254	FERNANDO NAVARRETE	ULTIMA VUELTA	BMW 325I	3	51:10.388	1	7:10.796		

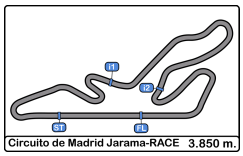

Circuito de Madrid Jarama - RACE
XI UV Endurance RACE Jarama
Carrera 8 horas resistencia
Informe Meteorológico 1 Hora

Temperatura Aire

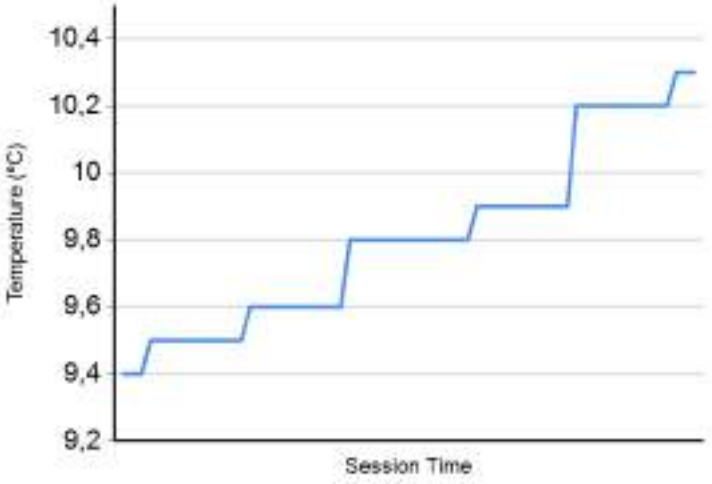

Temperatura Pista

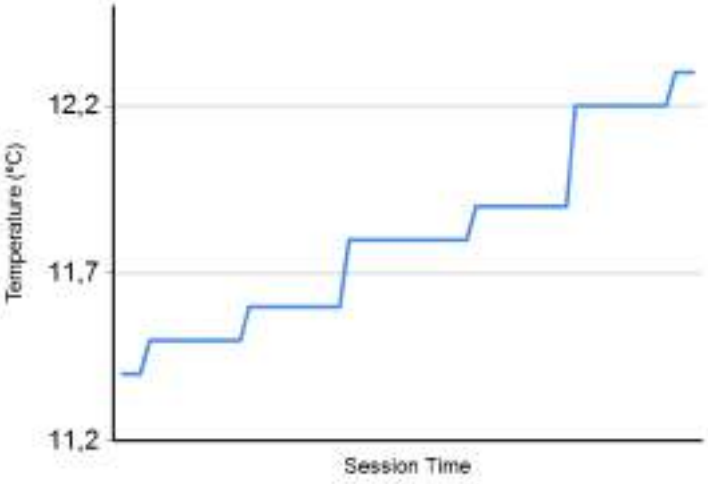

Humedad

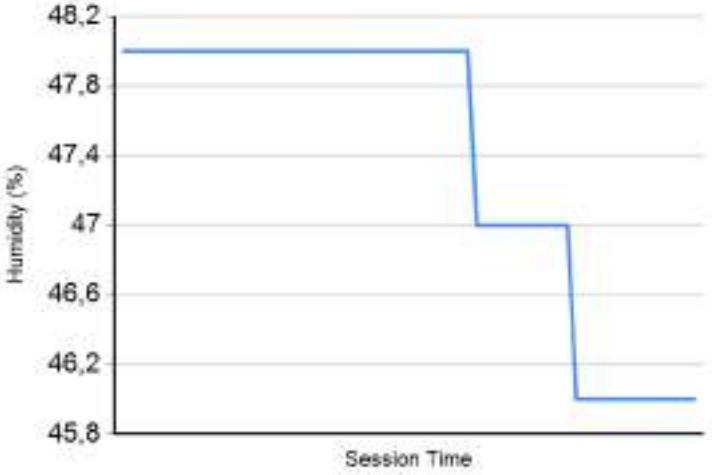

Presión

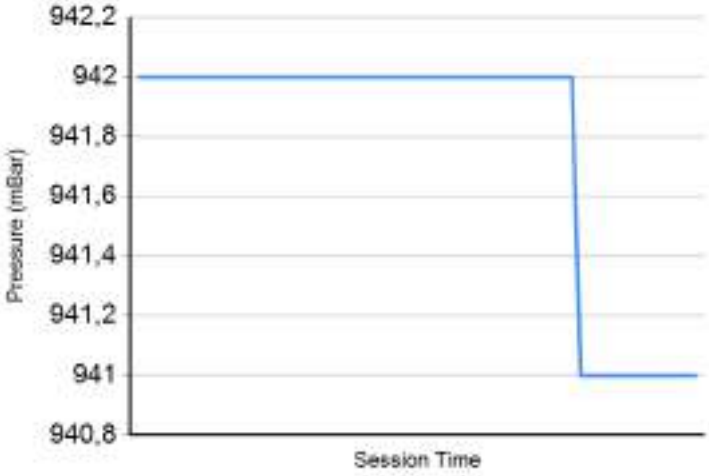

Velocidad Viento

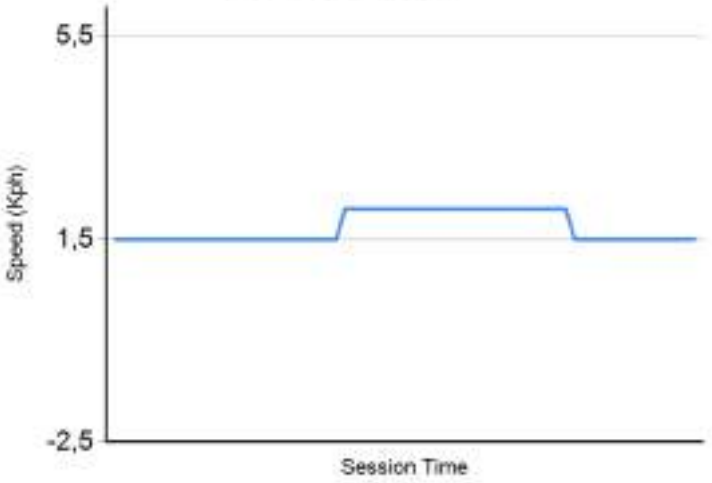

Dirección Viento

Norte = 0°/360° Este = 90° Sur = 180° Oeste= 270°

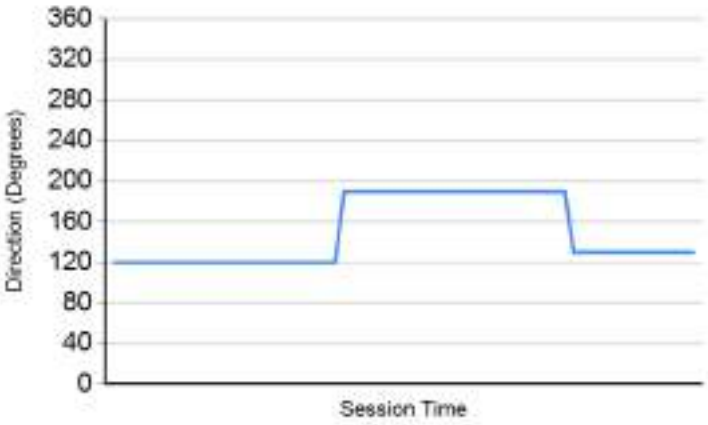

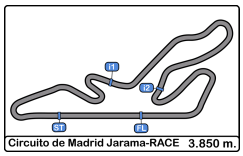

Circuito de Madrid Jarama - RACE

XI UV Endurance RACE Jarama

Carrera 8 horas resistencia

Resultados Provisionales 2 Horas

Cls	Nº	Equipo	Concursante	Vehiculo	Cat	Cl	N.V.	Tiempo	Dif 1º	Dif Ant.	Km/h	V.R.	Tiempo	Km/h
1	**2**	BOYACA SPORT TEAM	VSR MOTORSPORT	BMW 325	3	1	59	**2:01:54.336**			111.7	13	1:57.535	117.9
2	**13**	ASAP RACING	ANDRES SANCHEZ PEREZ	HONDA CIVIC	1	1	58	**2:01:03.752**	1 Vta	1 Vta	110.6	16	1:59.764	115.7
3	**1**	RRO RACING	VSR MOTORSPORT	BMW 325	3	2	58	**2:03:48.964**	1 Vta	2:45.212	108.2	8	1:57.250	118.2
4	**21**	DHR	ULTIMA VUELTA	NISSAN SUNY	2	1	58	**2:03:50.767**	1 Vta	1.803	108.1	3	2:02.151	113.4
5	**14**	E-PERFORMANCE	ULTIMA VUELTA	HONDA CIVIC	1	2	57	**2:03:15.564**	2 Vtas	1 Vta	106.8	6	2:04.964	110.9
6	**19**	FERNANDO NAVARRETE	ULTIMA VUELTA	BMW 325I	3	3	57	**2:03:16.504**	2 Vtas	0.940	106.8	4	1:55.145	120.3
7	**20**	EFICAR TEAM SAXO	EFICAR TEAM	SAXO	SAXO	1	57	**2:03:17.835**	2 Vtas	1.331	106.7	38	2:04.455	111.3
8	**7**	JDM MOTOR 2	ULTIMA VUELTA	BMW E36	3	4	56	**2:02:53.005**	3 Vtas	1 Vta	105.2	41	1:56.940	118.5
9	**4**	M&M RACING TEAM	ESCUDERIA CENTRO	BMW 325	3	5	56	**2:03:10.620**	3 Vtas	17.615	105.0	16	1:57.566	117.8
10	**12**	4 TEAM	JORGE RAMIREZ FERNANDEZ	BMW 318	2	2	56	**2:03:20.617**	3 Vtas	9.997	104.8	20	1:58.633	116.8
11	**8**	JDM MOTOR 1	ULTIMA VUELTA	BMW 325	3	6	55	**2:02:04.439**	4 Vtas	1 Vta	104.0	18	1:57.815	117.6
12	**22**	TECSPORT - OLIMPIA	ULTIMA VUELTA	V. GOLF	2	3	55	**2:03:32.835**	4 Vtas	1:28.396	102.8	40	2:00.236	115.2
13	**79**	DE AUGUSTO CARRERAS	C.D. QUINTANO SPORT	BMW 325I	3	7	54	**2:01:56.623**	5 Vtas	1 Vta	102.2	5	2:02.074	113.5
14	**17**	EMAN EGURRE	EMAN EGURRE	BMW 325I	3	8	54	**2:02:57.787**	5 Vtas	1:01.164	101.4	5	2:02.262	113.3
15	**10**	PRIMERA TEAM	EFICAR TEAM	NISSAN PRIMERA	2	4	54	**2:03:18.923**	5 Vtas	21.136	101.1	6	2:02.371	113.2
16	**43**	IMARTI MOTORSPORT	ESCUDERIA CERRO NEGRO	HONDA CIVIC	1	3	53	**2:02:05.850**	6 Vtas	1 Vta	100.2	37	2:02.865	112.8
17	**15**	BOYACA SAXO	VSR MOTORSPORT	SAXO	SAXO	2	53	**2:03:41.628**	6 Vtas	1:35.778	98.9	40	2:06.347	109.6
18	**93**	GPLOIL-CKC	ATKMOTORSPORT MADRID	SUZUKI SWIFT	1	4	52	**2:02:11.335**	7 Vtas	1 Vta	98.3	18	2:06.531	109.5
19	**23**	RIGA SAXO	RASANTE SPORT	SAXO	SAXO	3	52	**2:02:12.468**	7 Vtas	1.133	98.2	13	2:07.519	108.6
20	**11**	RR2 MOTORSPORT	ESCUDERIA MEDITERRANEO DE ALICANTE	V. GOLF	2	5	51	**2:03:32.007**	8 Vtas	1 Vta	95.3	13	2:01.636	113.9
21	**51**	AUTOCODE TORREJON	ESCUDERIA CENTRO	SAXO	SAXO	4	50	**2:02:51.429**	9 Vtas	1 Vta	94.0	5	2:08.779	107.6
22	**3**	COIMBRA SAYAGO	ULTIMA VUELTA	SAXO	SAXO	5	50	**2:03:25.159**	9 Vtas	33.730	93.5	28	2:05.649	110.3
23	**6**	GLOBAL CAR ADVISOR	ULTIMA VUELTA	BMW 325	3	9	49	**2:01:55.953**	10 Vtas	1 Vta	92.8	16	1:56.439	119.0
24	**24**	M BOSS RACING	ESCUDERIA 1000 LAGOS	V. GOLF	2	6	45	**1:37:27.231**	14 Vtas	4 Vtas	106.6	4	2:01.784	113.8
No clasificados: (Requerimiento: 75% del numero de vueltas del lider = 45 Vueltas)														
	16	SAAB ENDURANCE RACING SOCIETY	ESCUDERIA 1000 LAGOS	SAAB 900I	2	7	43	**2:01:56.450**	16 Vtas	2 Vtas	81.4	15	2:06.172	109.8
	18	PURA PASION	VICENTE GABRIEL VALLES	AUDI TT	3	10	38	**2:03:37.342**	21 Vtas	5 Vtas	71.0	24	2:03.319	112.3
	9	PUNTAL PRODUCTIONS	MADRID HISTORICOS	BMW 325I	3	11	30	**2:02:45.772**	29 Vtas	8 Vtas	56.4	9	2:00.580	114.9
	25	AMAZON SPORT	AECD	V. GOLF	2	8	19	**1:17:13.062**	40 Vtas	11 Vtas	56.8	5	2:20.713	98.4
	5	NO BRAIN TEAM	ULTIMA VUELTA	BMW 325	3	12								

Vta. rápida de FERNANDO NAVARRETE en 1:55.145 a 120.3 Km/h en la vuelta 4

Publicada a las:.....

Temp. Pista: **11.5 °C** Temp. Aire: **9.5 °C** Humedad: **48 %** Estado Pista: **SECA**

Director de Carrera:

Fco. Javier SOLER

Cronometrador:

Jesús García Núñez

JOB-1604-ESP/M

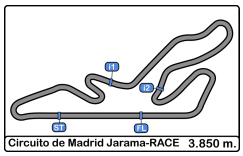

Circuito de Madrid Jarama - RACE

XI UV Endurance RACE Jarama

Carrera 8 horas resistencia

Resultados Provisionales por Categoría 2 Horas

Trofeo ÚLTIMA VUELTA Endurance JARAMA RACE 'Clase 1'

Cls	Nº	Equipo	Concursante	Vehiculo	Cat	Cl	N.V.	Tiempo	Dif 1º	Dif Ant.	Km/h	V.R.	Tiempo	Km/h
1	13	ASAP RACING	ANDRES SANCHEZ PEREZ	HONDA CIVIC	1	1	58	**2:01:03.7**			110.6	16	1:59.764	115.7
2	14	E-PERFORMANCE	ULTIMA VUELTA	HONDA CIVIC	1	2	57	**2:03:15.5**	1 Vta	1 Vta	106.8	6	2:04.964	110.9
3	43	IMARTI MOTORSPORT	ESCUDERIA CERRO NEGRO	HONDA CIVIC	1	3	53	**2:02:05.8**	5 Vtas	4 Vtas	100.2	37	2:02.865	112.8
4	93	GPLOIL-CKC	ATKMOTORSPORT MADRID	SUZUKI SWIFT	1	4	52	**2:02:11.3**	6 Vtas	1 Vta	98.3	18	2:06.531	109.5

Trofeo ÚLTIMA VUELTA Endurance JARAMA RACE 'Clase 2'

Cls	Nº	Equipo	Concursante	Vehiculo	Cat	Cl	N.V.	Tiempo	Dif 1º	Dif Ant.	Km/h	V.R.	Tiempo	Km/h
1	21	DHR	ULTIMA VUELTA	NISSAN SUNY	2	1	58	**2:03:50.7**			108.1	3	2:02.151	113.4
2	12	4 TEAM	JORGE RAMIREZ FERNANDEZ	BMW 318	2	2	56	**2:03:20.6**	2 Vtas	2 Vtas	104.8	20	1:58.633	116.8
3	22	TECSPORT - OLIMPIA	ULTIMA VUELTA	V. GOLF	2	3	55	**2:03:32.8**	3 Vtas	1 Vta	102.8	40	2:00.236	115.2
4	10	PRIMERA TEAM	EFICAR TEAM	NISSAN PRIMERA	2	4	54	**2:03:18.9**	4 Vtas	1 Vta	101.1	6	2:02.371	113.2
5	11	RR2 MOTORSPORT	ESCUDERIA MEDITERRANEO DE ALICANTE	V. GOLF	2	5	51	**2:03:32.0**	7 Vtas	3 Vtas	95.3	13	2:01.636	113.9
6	24	M BOSS RACING	ESCUDERIA 1000 LAGOS	V. GOLF	2	6	45	**1:37:27.2**	13 Vtas	6 Vtas	106.6	4	2:01.784	113.8
No clasificados: (Requerimiento: 75% del numero de vueltas del lider = 44 Vueltas)														
	16	SAAB ENDURANCE RACING SOCIETY	ESCUDERIA 1000 LAGOS	SAAB 900I	2	7	43	**2:01:56.4**	15 Vtas	2 Vtas	81.4	15	2:06.172	109.8
	25	AMAZON SPORT	AECD	V. GOLF	2	8	19	**1:17:13.0**	39 Vtas	24 Vtas	56.8	5	2:20.713	98.4

Trofeo ÚLTIMA VUELTA Endurance JARAMA RACE 'Clase 3'

Cls	Nº	Equipo	Concursante	Vehiculo	Cat	Cl	N.V.	Tiempo	Dif 1º	Dif Ant.	Km/h	V.R.	Tiempo	Km/h
1	2	BOYACA SPORT TEAM	VSR MOTORSPORT	BMW 325	3	1	59	**2:01:54.3**			111.7	13	1:57.535	117.9
2	1	RRO RACING	VSR MOTORSPORT	BMW 325	3	2	58	**2:03:48.9**	1 Vta	1 Vta	108.2	8	1:57.250	118.2
3	19	FERNANDO NAVARRETE	ULTIMA VUELTA	BMW 325I	3	3	57	**2:03:16.5**	2 Vtas	1 Vta	106.8	4	1:55.145	120.3
4	7	JDM MOTOR 2	ULTIMA VUELTA	BMW E36	3	4	56	**2:02:53.0**	3 Vtas	1 Vta	105.2	41	1:56.940	118.5
5	4	M&M RACING TEAM	ESCUDERIA CENTRO	BMW 325	3	5	56	**2:03:10.6**	3 Vtas	17.615	105.0	16	1:57.566	117.8
6	8	JDM MOTOR 1	ULTIMA VUELTA	BMW 325	3	6	55	**2:02:04.4**	4 Vtas	1 Vta	104.0	18	1:57.815	117.6
7	79	DE AUGUSTO CARRERAS	C.D. QUINTANO SPORT	BMW 325I	3	7	54	**2:01:56.6**	5 Vtas	1 Vta	102.2	5	2:02.074	113.5
8	17	EMAN EGURRE	EMAN EGURRE	BMW 325I	3	8	54	**2:02:57.7**	5 Vtas	1:01.164	101.4	5	2:02.262	113.3
9	6	GLOBAL CAR ADVISOR	ULTIMA VUELTA	BMW 325	3	9	49	**2:01:55.9**	10 Vtas	5 Vtas	92.8	16	1:56.439	119.0
No clasificados: (Requerimiento: 75% del numero de vueltas del lider = 45 Vueltas)														
	18	PURA PASION	VICENTE GABRIEL VALLES	AUDI TT	3	10	38	**2:03:37.3**	21 Vtas	11 Vtas	71.0	24	2:03.319	112.3
	9	PUNTAL PRODUCTIONS	MADRID HISTORICOS	BMW 325I	3	11	30	**2:02:45.7**	29 Vtas	8 Vtas	56.4	9	2:00.580	114.9
	5	NO BRAIN TEAM	ULTIMA VUELTA	BMW 325	3	12								

Copa SAXO Endurance

Cls	Nº	Equipo	Concursante	Vehiculo	Cat	Cl	N.V.	Tiempo	Dif 1º	Dif Ant.	Km/h	V.R.	Tiempo	Km/h
1	20	EFICAR TEAM SAXO	EFICAR TEAM	SAXO	SAXO	1	57	**2:03:17.8**			106.7	38	2:04.455	111.3
2	15	BOYACA SAXO	VSR MOTORSPORT	SAXO	SAXO	2	53	**2:03:41.6**	4 Vtas	4 Vtas	98.9	40	2:06.347	109.6
3	23	RIGA SAXO	RASANTE SPORT	SAXO	SAXO	3	52	**2:02:12.4**	5 Vtas	1 Vta	98.2	13	2:07.519	108.6
4	51	AUTOCODE TORREJON	ESCUDERIA CENTRO	SAXO	SAXO	4	50	**2:02:51.4**	7 Vtas	2 Vtas	94.0	5	2:08.779	107.6
5	3	COIMBRA SAYAGO	ULTIMA VUELTA	SAXO	SAXO	5	50	**2:03:25.1**	7 Vtas	33.730	93.5	28	2:05.649	110.3

Vta. rápida de FERNANDO NAVARRETE en 1:55.145 a 120.3 Km/h en la vuelta 4

Publicada a las:.....

Temp. Pista: **11.5 °C** Temp. Aire: **9.5 °C** Humedad: **48 %** Estado Pista: **SECA**

Director de Carrera:

Fco. Javier SOLER

Cronometrador:

Jesús García Núñez

JOB-1604-ESP/M

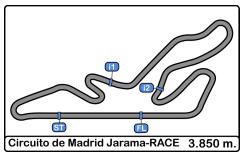

Circuito de Madrid Jarama - RACE

XI UV Endurance RACE Jarama

Carrera 8 horas resistencia

Clasificación Provisional por Vuelta Rápida de Piloto 2 Horas

Clas	Nº	Equipo	Concursante	Vehiculo	Cat	Clas	N.V.	V.R.	Tiempo	Dif 1º	Dif Ant.	Km/h
1	**19**	FERNANDO NAVARRETE	ULTIMA VUELTA	BMW 325I	3	1	30	**9**	**1:55.717**			119.7
2	**6**	GLOBAL CAR ADVISOR	ULTIMA VUELTA	BMW 325	3	2	27	**6**	**1:56.454**	0.737	0.737	119.0
3	**7**	JDM MOTOR 2	ULTIMA VUELTA	BMW E36	3	3	26	**11**	**1:56.940**	1.223	0.486	118.5
4	**4**	M&M RACING TEAM	ESCUDERIA CENTRO	BMW 325	3	4	26	**14**	**1:57.820**	2.103	0.880	117.6
5	**2**	BOYACA SPORT TEAM	VSR MOTORSPORT	BMW 325	3	5	29	**28**	**1:57.926**	2.209	0.106	117.5
6	**1**	RRO RACING	VSR MOTORSPORT	BMW 325	3	6	28	**24**	**1:57.968**	2.251	0.042	117.4
7	**8**	JDM MOTOR 1	ULTIMA VUELTA	BMW 325	3	7	25	**13**	**1:58.442**	2.725	0.474	117.0
8	**12**	4 TEAM	JORGE RAMIREZ FERNANDEZ	BMW 318	2	1	29	**16**	**1:59.728**	4.011	1.286	115.7
9	**22**	TECSPORT - OLIMPIA	ULTIMA VUELTA	V. GOLF	2	2	25	**10**	**2:00.236**	4.519	0.508	115.2
10	**13**	ASAP RACING	ANDRES SANCHEZ PEREZ	HONDA CIVIC	1	1	28	**11**	**2:00.348**	4.631	0.112	115.1
11	**9**	PUNTAL PRODUCTIONS	MADRID HISTORICOS	BMW 325I	3	8	29	**8**	**2:00.580**	4.863	0.232	114.9
12	**17**	EMAN EGURRE	EMAN EGURRE	BMW 325I	3	9	25	**15**	**2:02.363**	6.646	1.783	113.2
13	**43**	IMARTI MOTORSPORT	ESCUDERIA CERRO NEGRO	HONDA CIVIC	1	2	24	**8**	**2:02.865**	7.148	0.502	112.8
14	**79**	DE AUGUSTO CARRERAS	C.D. QUINTANO SPORT	BMW 325I	3	10	25	**23**	**2:02.872**	7.155	0.007	112.8
15	**21**	DHR	ULTIMA VUELTA	NISSAN SUNY	2	3	29	**19**	**2:02.884**	7.167	0.012	112.7
16	**10**	PRIMERA TEAM	EFICAR TEAM	NISSAN PRIMERA	2	4	25	**21**	**2:03.040**	7.323	0.156	112.6
17	**11**	RR2 MOTORSPORT	ESCUDERIA MEDITERRANEO DE ALICANTE	V. GOLF	2	5	22	**17**	**2:03.043**	7.326	0.003	112.6
18	**20**	EFICAR TEAM SAXO	EFICAR TEAM	SAXO	SAXO	1	28	**9**	**2:04.455**	8.738	1.412	111.3
19	**24**	M BOSS RACING	ESCUDERIA 1000 LAGOS	V. GOLF	2	6	16	**9**	**2:04.848**	9.131	0.393	111.0
20	**14**	E-PERFORMANCE	ULTIMA VUELTA	HONDA CIVIC	1	3	28	**9**	**2:05.058**	9.341	0.210	110.8
21	**3**	COIMBRA SAYAGO	ULTIMA VUELTA	SAXO	SAXO	2	21	**7**	**2:05.683**	9.966	0.625	110.2
22	**15**	BOYACA SAXO	VSR MOTORSPORT	SAXO	SAXO	3	25	**12**	**2:06.347**	10.630	0.664	109.6
23	**93**	GPLOIL-CKC	ATKMOTORSPORT MADRID	SUZUKI SWIFT	1	4	24	**10**	**2:07.660**	11.943	1.313	108.5
24	**23**	RIGA SAXO	RASANTE SPORT	SAXO	SAXO	4	24	**19**	**2:07.785**	12.068	0.125	108.4
25	**51**	AUTOCODE TORREJON	ESCUDERIA CENTRO	SAXO	SAXO	5	22	**8**	**2:08.856**	13.139	1.071	107.5
26	**18**	PURA PASION	VICENTE GABRIEL VALLES	AUDI TT	3	11	10	**10**	**2:09.082**	13.365	0.226	107.3
27	**16**	SAAB ENDURANCE RACING SOCIETY	ESCUDERIA 1000 LAGOS	SAAB 900I	2	7	15	**12**	**2:13.932**	18.215	4.850	103.4
28	**25**	AMAZON SPORT	AECD	V. GOLF	2	8	2	**2**	**2:45.981**	50.264	32.049	83.5

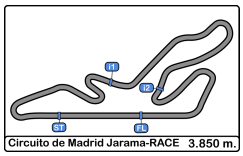

Circuito de Madrid Jarama - RACE

XI UV Endurance RACE Jarama

Carrera 8 horas resistencia

Distancia y Velocidad Media 2 Horas

Clas	Nº	Equipo	Concursante	Vehiculo	Cat	Clas	N.V.	Distancia	Tiempo Total	Km/h
1	**2**	BOYACA SPORT TEAM	VSR MOTORSPORT	BMW 325	3	1	59	**227.15**	**2:01:54.336**	111.7
2	**13**	ASAP RACING	ANDRES SANCHEZ PEREZ	HONDA CIVIC	1	1	58	**223.30**	**2:01:03.752**	110.6
3	**1**	RRO RACING	VSR MOTORSPORT	BMW 325	3	2	58	**223.30**	**2:03:48.964**	108.2
4	**21**	DHR	ULTIMA VUELTA	NISSAN SUNY	2	1	58	**223.30**	**2:03:50.767**	108.1
5	**14**	E-PERFORMANCE	ULTIMA VUELTA	HONDA CIVIC	1	2	57	**219.45**	**2:03:15.564**	106.8
6	**19**	FERNANDO NAVARRETE	ULTIMA VUELTA	BMW 325I	3	3	57	**219.45**	**2:03:16.504**	106.8
7	**20**	EFICAR TEAM SAXO	EFICAR TEAM	SAXO	SAXO	1	57	**219.45**	**2:03:17.835**	106.7
8	**7**	JDM MOTOR 2	ULTIMA VUELTA	BMW E36	3	4	56	**215.60**	**2:02:53.005**	105.2
9	**4**	M&M RACING TEAM	ESCUDERIA CENTRO	BMW 325	3	5	56	**215.60**	**2:03:10.620**	105.0
10	**12**	4 TEAM	JORGE RAMIREZ FERNANDEZ	BMW 318	2	2	56	**215.60**	**2:03:20.617**	104.8
11	**8**	JDM MOTOR 1	ULTIMA VUELTA	BMW 325	3	6	55	**211.75**	**2:02:04.439**	104.0
12	**22**	TECSPORT - OLIMPIA	ULTIMA VUELTA	V. GOLF	2	3	55	**211.75**	**2:03:32.835**	102.8
13	**79**	DE AUGUSTO CARRERAS	C.D. QUINTANO SPORT	BMW 325I	3	7	54	**207.90**	**2:01:56.623**	102.2
14	**17**	EMAN EGURRE	EMAN EGURRE	BMW 325I	3	8	54	**207.90**	**2:02:57.787**	101.4
15	**10**	PRIMERA TEAM	EFICAR TEAM	NISSAN PRIMERA	2	4	54	**207.90**	**2:03:18.923**	101.1
16	**43**	IMARTI MOTORSPORT	ESCUDERIA CERRO NEGRO	HONDA CIVIC	1	3	53	**204.05**	**2:02:05.850**	100.2
17	**15**	BOYACA SAXO	VSR MOTORSPORT	SAXO	SAXO	2	53	**204.05**	**2:03:41.628**	98.9
18	**93**	GPLOIL-CKC	ATKMOTORSPORT MADRID	SUZUKI SWIFT	1	4	52	**200.20**	**2:02:11.335**	98.3
19	**23**	RIGA SAXO	RASANTE SPORT	SAXO	SAXO	3	52	**200.20**	**2:02:12.468**	98.2
20	**11**	RR2 MOTORSPORT	ESCUDERIA MEDITERRANEO DE ALICANTE	V. GOLF	2	5	51	**196.35**	**2:03:32.007**	95.3
21	**51**	AUTOCODE TORREJON	ESCUDERIA CENTRO	SAXO	SAXO	4	50	**192.50**	**2:02:51.429**	94.0
22	**3**	COIMBRA SAYAGO	ULTIMA VUELTA	SAXO	SAXO	5	50	**192.50**	**2:03:25.159**	93.5
23	**6**	GLOBAL CAR ADVISOR	ULTIMA VUELTA	BMW 325	3	9	49	**188.65**	**2:01:55.953**	92.8
24	**24**	M BOSS RACING	ESCUDERIA 1000 LAGOS	V. GOLF	2	6	45	**173.25**	**1:37:27.231**	106.6
No clasificados: (Requerimiento: 75% del numero de vueltas del lider = 45 Vueltas)										
	16	SAAB ENDURANCE RACING SOCIETY	ESCUDERIA 1000 LAGOS	SAAB 900I	2	7	43	**165.55**	**2:01:56.450**	81.4
	18	PURA PASION	VICENTE GABRIEL VALLES	AUDI TT	3	10	38	**146.30**	**2:03:37.342**	71.0
	9	PUNTAL PRODUCTIONS	MADRID HISTORICOS	BMW 325I	3	11	30	**115.50**	**2:02:45.772**	56.4
	25	AMAZON SPORT	AECD	V. GOLF	2	8	19	**73.15**	**1:17:13.062**	56.8
	5	NO BRAIN TEAM	ULTIMA VUELTA	BMW 325	3	12				

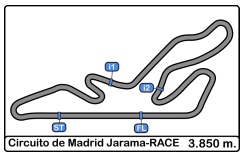

Circuito de Madrid Jarama - RACE

XI UV Endurance RACE Jarama

Carrera 8 horas resistencia

Tiempos Por Vuelta 2 Horas

1 RRO RACING BMW 325

3 VSR MOTORSPORT

Vta.	D	Tiempo		Sector 1	Sector 2	Sector 3	V. Max.	Elapsed
1	1	1:01:31.682				1:01:31.682		1:01:31.682
2	1	5:07.003	P	48.632	44.942	3:33.429	154.9	1:06:38.685
3	1	6:31.689		4:56.586	42.741	52.362	97.5	1:13:10.374
4	1	2:55.241		1:07.905	1:03.135	44.201	83.3	1:16:05.615
5	1	1:59.701		46.544	40.054	33.103	187.5	1:18:05.316
6	1	2:04.230		47.212	43.289	33.729	177.3	1:20:09.546
7	1	1:59.161		45.501	40.449	33.211	189.4	1:22:08.707
8	1	1:58.240		45.536	39.785	32.919	174.7	1:24:06.947
9	1	1:58.104		45.632	39.721	32.751	189.8	1:26:05.051
10	1	1:58.674		45.169	40.001	33.504	188.1	1:28:03.725
11	1	1:58.710		45.239	40.413	33.058	194.9	1:30:02.435
12	1	1:58.021		45.360	39.761	32.900	185.8	1:32:00.456
13	1	1:58.134		45.339	39.668	33.127	190.8	1:33:58.590
14	1	1:58.558		45.213	39.875	33.470	179.4	1:35:57.148
15	1	1:59.162		45.648	40.190	33.324	189.4	1:37:56.310
16	1	1:59.578		46.039	40.322	33.217	181.2	1:39:55.888
17	1	1:59.341		45.911	40.133	33.297	175.8	1:41:55.229
18	1	2:01.289		47.515	40.258	33.516	170.0	1:43:56.518
19	1	1:59.996		45.858	40.680	33.458	179.1	1:45:56.514
20	1	1:58.974		45.711	39.978	33.285	173.9	1:47:55.488
21	1	1:59.722		45.729	40.597	33.396	190.8	1:49:55.210
22	1	1:59.768		45.800	40.707	33.261	180.0	1:51:54.978
23	1	1:58.522		45.450	39.981	33.091	192.1	1:53:53.500
24	1	1:57.968		44.900	39.919	33.149	194.2	1:55:51.468
25	1	1:59.547		46.042	39.957	33.548	184.3	1:57:51.015
26	1	1:59.357		46.007	40.002	33.348	190.1	1:59:50.372
27	1	1:59.430		45.514	40.697	33.219	187.8	2:01:49.802
28	1	1:59.162		45.765	39.950	33.447	178.2	2:03:48.964

2 BOYACA SPORT TEAM BMW 325

3 VSR MOTORSPORT

Vta.	D	Tiempo	Sector 1	Sector 2	Sector 3	V. Max.	Elapsed
1	1	1:01:34.385			1:01:34.385		1:01:34.385
2	1	2:29.111	1:08.826	43.346	36.939	124.7	1:04:03.496
3	1	2:15.689	52.667	45.615	37.407	119.3	1:06:19.185
4	1	2:44.781	51.447	59.674	53.660	131.7	1:09:03.966
5	1	4:04.074	1:29.057	1:31.146	1:03.871	81.8	1:13:08.040
6	1	2:56.375	1:08.789	1:01.825	45.761	84.6	1:16:04.415
7	1	1:59.857	46.350	40.551	32.956	171.1	1:18:04.272
8	1	2:02.877	48.354	41.584	32.939	156.0	1:20:07.149
9	1	2:00.434	47.234	39.857	33.343	157.8	1:22:07.583
10	1	2:00.093	47.062	40.132	32.899	146.1	1:24:07.676
11	1	1:58.192	45.632	39.469	33.091	165.6	1:26:05.868
12	1	1:59.270	45.640	40.270	33.360	164.3	1:28:05.138
13	1	1:59.583	46.009	40.430	33.144	157.6	1:30:04.721
14	1	1:58.128	45.776	39.519	32.833	163.6	1:32:02.849
15	1	1:58.288	46.044	39.557	32.687	164.3	1:34:01.137
16	1	1:59.150	45.789	40.088	33.273	173.6	1:36:00.287
17	1	2:00.924	46.679	40.722	33.523	169.5	1:38:01.211
18	1	2:00.264	46.737	40.467	33.060	159.5	1:40:01.475
19	1	2:00.030	46.260	40.123	33.647	167.9	1:42:01.505
20	1	1:58.990	46.569	39.548	32.873	168.4	1:44:00.495
21	1	1:59.716	45.988	40.095	33.633	160.7	1:46:00.211
22	1	1:59.274	45.991	39.869	33.414	166.9	1:47:59.485
23	1	1:58.136	46.002	39.333	32.801	161.6	1:49:57.621
24	1	1:59.313	46.306	39.840	33.167	160.2	1:51:56.934
25	1	1:59.586	46.320	40.221	33.045	159.0	1:53:56.520
26	1	1:58.636	46.103	39.520	33.013	161.1	1:55:55.156
27	1	1:59.202	46.553	39.661	32.988	155.3	1:57:54.358
28	1	1:57.926	45.853	39.416	32.657	161.6	1:59:52.284
29	1	2:02.052	46.265	42.047	33.740	160.7	2:01:54.336
30	1		45.572	39.546		169.0	

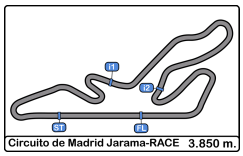

Circuito de Madrid Jarama - RACE

XI UV Endurance RACE Jarama

Carrera 8 horas resistencia

Tiempos Por Vuelta 2 Horas

3 COIMBRA SAYAGO SAXO

SAXO — ULTIMA VUELTA

Vta.	D	Tiempo		Sector 1	Sector 2	Sector 3	V. Max.	Elapsed
1	1	1:03:31.939		1:02:05.278	49.737	36.924		1:03:31.939
2	1	2:23.916		55.904	49.905	38.107	137.7	1:05:55.855
3	1	3:05.727		55.834	1:12.794	57.099	126.4	1:09:01.582
4	1	2:26.555		1:06.677	44.289	35.589	95.8	1:11:28.137
5	1	2:08.414		47.891	44.261	36.262	175.3	1:13:36.551
6	1	2:42.461		55.730	1:05.191	41.540	117.5	1:16:19.012
7	1	2:05.683		47.732	42.752	35.199	175.0	1:18:24.695
8	1	2:07.766		48.305	42.760	36.701	167.9	1:20:32.461
9	1	2:08.362		47.910	44.537	35.915	175.8	1:22:40.823
10	1	4:13.665	P	49.386	43.084	2:41.195	170.6	1:26:54.488
11	1	14:47.723		13:27.197	44.101	36.425	77.3	1:41:42.211
12	1	2:09.375		48.993	43.595	36.787	169.0	1:43:51.586
13	1	2:12.186		50.103	45.769	36.314	166.6	1:46:03.772
14	1	2:10.287		49.998	43.917	36.372	166.1	1:48:14.059
15	1	2:10.131		50.183	43.406	36.542	161.9	1:50:24.190
16	1	2:09.605		49.617	43.895	36.093	163.3	1:52:33.795
17	1	2:10.238		49.308	44.391	36.539	168.4	1:54:44.033
18	1	2:09.214		49.695	43.627	35.892	162.1	1:56:53.247
19	1	2:10.169		49.994	43.845	36.330	162.6	1:59:03.416
20	1	2:10.775		50.013	44.311	36.451	165.1	2:01:14.191
21	1	2:10.968		50.496	44.047	36.425	165.6	2:03:25.159

4 M&M RACING TEAM BMW 325

3 — ESCUDERIA CENTRO

Vta.	D	Tiempo		Sector 1	Sector 2	Sector 3	V. Max.	Elapsed
1	1	1:01:40.715				1:01:40.715		1:01:40.715
2	1	3:31.997		1:14.103	1:23.750	54.144	118.4	1:05:12.712
3	1	3:35.740		1:18.240	1:17.911	59.589	79.8	1:08:48.452
4	1	2:09.424		51.596	42.769	35.059	142.8	1:10:57.876
5	1	2:15.394		48.999	43.240	43.155	158.3	1:13:13.270
6	1	2:54.227		1:07.496	1:03.409	43.322	80.4	1:16:07.497
7	1	2:02.685		47.912	40.823	33.950	176.1	1:18:10.182
8	1	1:58.390		45.036	40.137	33.217	203.0	1:20:08.572
9	1	1:58.292		45.444	39.678	33.170	184.6	1:22:06.864
10	1	1:58.216		45.355	39.574	33.287	196.7	1:24:05.080
11	1	1:59.082		45.959	39.964	33.159	187.1	1:26:04.162
12	1	1:58.265		45.449	39.597	33.219	191.4	1:28:02.427
13	1	1:58.070		45.194	39.799	33.077	196.7	1:30:00.497
14	1	1:57.820		45.166	39.455	33.199	193.5	1:31:58.317
15	1	1:58.502		45.117	40.096	33.289	190.8	1:33:56.819
16	1	1:59.441		45.692	39.838	33.911	190.4	1:35:56.260
17	1	1:58.755		45.491	39.812	33.452	190.4	1:37:55.015
18	1	1:58.134		45.327	39.373	33.434	188.4	1:39:53.149
19	1	2:02.381		46.644	40.145	35.592	182.1	1:41:55.530
20	1	2:01.746		47.687	40.534	33.525	178.8	1:43:57.276
21	1	4:29.252	P	46.358	41.240	3:01.654	178.8	1:48:26.528
22	1	6:43.739		5:28.966	41.516	33.257	99.8	1:55:10.267
23	1	1:59.438		46.432	39.579	33.427	180.0	1:57:09.705
24	1	1:59.866		45.800	40.259	33.807	184.9	1:59:09.571
25	1	1:58.721		45.485	39.755	33.481	188.8	2:01:08.292
26	1	2:02.328		47.532	40.798	33.998	181.8	2:03:10.620

6 GLOBAL CAR ADVISOR BMW 325

3 — ULTIMA VUELTA

Vta.	D	Tiempo		Sector 1	Sector 2	Sector 3	V. Max.	Elapsed
1	1	1:02:30.120			1:01:56.122	33.998		1:02:30.120
2	1	7:12.020	P	53.206	1:04.429	5:14.385	132.3	1:09:42.140
3	1	4:51.260		3:35.963	41.478	33.819	92.0	1:14:33.400
4	1	2:16.751		52.702	50.332	33.717	140.4	1:16:50.151
5	1	1:57.164		45.489	38.627	33.048	191.1	1:18:47.315
6	1	1:56.454		45.042	38.761	32.651	190.8	1:20:43.769
7	1	1:58.580		45.656	39.068	33.856	187.8	1:22:42.349
8	1	1:58.386		46.034	38.993	33.359	186.5	1:24:40.735
9	1	1:57.544		45.354	39.128	33.062	184.9	1:26:38.279
10	1	2:01.115		46.497	40.809	33.809	192.8	1:28:39.394
11	1	1:56.984		45.428	38.767	32.789	188.8	1:30:36.378
12	1	1:57.359		45.237	39.438	32.684	193.5	1:32:33.737
13	1	1:57.268		45.673	38.811	32.784	193.8	1:34:31.005
14	1	1:57.202		45.276	39.084	32.842	189.8	1:36:28.207
15	1	1:57.315		45.334	38.775	33.206	193.2	1:38:25.522
16	1	1:57.901		45.561	38.971	33.369	191.4	1:40:23.423
17	1	1:56.995		45.202	38.998	32.795	193.5	1:42:20.418
18	1	1:56.988		45.462	38.848	32.678	192.1	1:44:17.406
19	1	1:57.950		45.176	39.776	32.998	192.1	1:46:15.356
20	1	1:58.157		45.364	39.301	33.492	192.1	1:48:13.513
21	1	1:58.543		45.544	40.026	32.973	192.5	1:50:12.056
22	1	1:57.283		45.066	38.991	33.226	193.8	1:52:09.339
23	1	1:56.855		45.097	38.788	32.970	194.9	1:54:06.194
24	1	1:56.619		45.185	38.656	32.778	192.1	1:56:02.813
25	1	1:56.670		45.156	38.601	32.913	194.2	1:57:59.483
26	1	1:57.870		45.405	39.661	32.804	190.4	1:59:57.353
27	1	1:58.600		45.319	38.966	34.315	189.4	2:01:55.953
28	1			45.376	38.653		184.3	

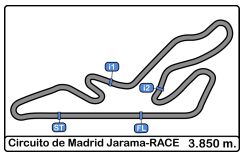

Circuito de Madrid Jarama - RACE

XI UV Endurance RACE Jarama

Carrera 8 horas resistencia

Tiempos Por Vuelta 2 Horas

7 JDM MOTOR 2 — BMW E36

3 — ULTIMA VUELTA

Vta.	D	Tiempo	Sector 1	Sector 2	Sector 3	V. Max.	Elapsed
1	1	1:01:39.514			1:01:39.514		1:01:39.514
2	1	3:32.287	1:14.462	1:22.675	55.150	126.1	1:05:11.801
3	1	3:35.731	1:18.011	1:17.798	59.922	77.4	1:08:47.532
4	1	2:09.196	51.047	43.065	35.084	149.7	1:10:56.728
5	1	2:15.327	48.698	42.918	43.711	175.8	1:13:12.055
6	1	2:54.660	1:07.815	1:03.076	43.769	83.9	1:16:06.715
7	1	1:59.290	46.380	39.375	33.535	190.8	1:18:06.005
8	1	1:58.013	45.656	39.453	32.904	183.9	1:20:04.018
9	1	1:57.291	45.023	39.103	33.165	191.4	1:22:01.309
10	1	1:57.814	45.911	39.174	32.729	191.1	1:23:59.123
11	1	1:56.940	45.015	39.059	32.866	194.9	1:25:56.063
12	1	1:57.965	45.246	39.389	33.330	196.0	1:27:54.028
13	1	1:57.328	45.238	39.232	32.858	188.8	1:29:51.356
14	1	1:57.640	44.823	39.751	33.066	198.1	1:31:48.996
15	1	1:58.082	45.444	39.541	33.097	193.8	1:33:47.078
16	1	1:58.506	45.530	39.382	33.594	187.8	1:35:45.584
17	1	1:58.365	45.843	39.519	33.003	186.5	1:37:43.949
18	1	1:58.389	45.371	39.603	33.415	197.4	1:39:42.338
19	1	4:40.202 P	46.086	40.082	3:14.034	188.4	1:44:22.540
20	1	6:30.189	5:15.126	40.791	34.272	83.0	1:50:52.729
21	1	2:01.308	46.482	40.166	34.660	191.1	1:52:54.037
22	1	2:00.113	46.289	40.000	33.824	193.5	1:54:54.150
23	1	2:00.035	45.886	40.392	33.757	194.9	1:56:54.185
24	1	1:59.381	45.547	39.941	33.893	195.6	1:58:53.566
25	1	1:59.195	46.002	39.477	33.716	191.1	2:00:52.761
26	1	2:00.244	46.403	39.403	34.438	194.2	2:02:53.005
27	1		45.822			196.7	

8 JDM MOTOR 1 — BMW 325

3 — ULTIMA VUELTA

Vta.	D	Tiempo	Sector 1	Sector 2	Sector 3	V. Max.	Elapsed
1	1	1:01:33.228			1:01:33.228		1:01:33.228
2	1	2:24.195	54.902	50.518	38.775	134.6	1:03:57.423
3	1	2:20.689	56.723	46.189	37.777	122.3	1:06:18.112
4	1	2:45.121	51.690	59.539	53.892	151.8	1:09:03.233
5	1	4:03.727	1:28.929	1:30.760	1:04.038	82.1	1:13:06.960
6	1	2:57.033	1:09.158	1:01.785	46.090	90.3	1:16:03.993
7	1	1:59.436	46.287	39.609	33.540	174.1	1:18:03.429
8	1	1:58.575	45.453	39.825	33.297	183.3	1:20:02.004
9	1	1:58.737	45.546	39.845	33.346	185.5	1:22:00.741
10	1	2:00.189	47.170	39.856	33.163	183.3	1:24:00.930
11	1	1:58.496	45.539	39.548	33.409	184.6	1:25:59.426
12	1	1:59.058	45.909	39.783	33.366	185.8	1:27:58.484
13	1	1:58.442	45.423	39.809	33.210	184.9	1:29:56.926
14	1	1:59.164	45.564	40.091	33.509	183.6	1:31:56.090
15	1	1:58.879	45.835	39.614	33.430	186.8	1:33:54.969
16	1	1:58.553	45.344	39.588	33.621	183.0	1:35:53.522
17	1	1:58.776	45.473	39.978	33.325	182.7	1:37:52.298
18	1	1:58.641	45.746	39.490	33.405	185.2	1:39:50.939
19	1	4:06.110 P	46.124	40.433	2:39.553	185.2	1:43:57.049
20	1	7:20.164	6:00.530	42.664	36.970	82.5	1:51:17.213
21	1	2:10.052	49.299	44.310	36.443	178.8	1:53:27.265
22	1	2:08.678	49.310	42.807	36.561	168.4	1:55:35.943
23	1	2:09.103	49.180	43.870	36.053	178.5	1:57:45.046
24	1	2:09.725	48.259	44.707	36.759	177.0	1:59:54.771
25	1	2:09.668	49.265	44.027	36.376	179.7	2:02:04.439
26	1		48.358	42.915		173.0	

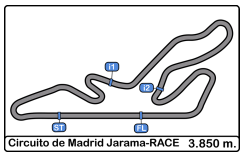

Circuito de Madrid Jarama - RACE
XI UV Endurance RACE Jarama
Carrera 8 horas resistencia
Tiempos Por Vuelta 2 Horas

9 PUNTAL PRODUCTIONS BMW 325I

3 MADRID HISTORICOS

Vta.	D	Tiempo	Sector 1	Sector 2	Sector 3	V. Max.	Elapsed
1	1	1:01:53.503			1:01:53.503		1:01:53.503
2	1	3:20.000	1:02.110	1:23.953	53.937	177.3	1:05:13.503
3	1	3:35.642	1:18.322	1:18.096	59.224	79.5	1:08:49.145
4	1	2:09.565	52.341	42.280	34.944	142.6	1:10:58.710
5	1	2:15.569	49.228	42.904	43.437	161.1	1:13:14.279
6	1	2:54.374	1:07.197	1:03.561	43.616	79.8	1:16:08.653
7	1	2:03.066	47.338	41.679	34.049	189.1	1:18:11.719
8	1	2:00.580	46.564	40.240	33.776	190.4	1:20:12.299
9	1	2:01.545	46.733	40.707	34.105	190.8	1:22:13.844
10	1	2:02.279	47.085	41.097	34.097	187.1	1:24:16.123
11	1	2:02.123	47.079	40.865	34.179	187.1	1:26:18.246
12	1	2:01.801	46.820	41.007	33.974	185.2	1:28:20.047
13	1	2:01.841	46.966	40.702	34.173	185.2	1:30:21.888
14	1	2:01.850	46.641	40.966	34.243	191.8	1:32:23.738
15	1	2:01.968	46.857	40.936	34.175	191.8	1:34:25.706
16	1	2:02.212	46.791	40.860	34.561	188.4	1:36:27.918
17	1	2:01.908	47.601	40.388	33.919	170.3	1:38:29.826
18	1	2:00.825	46.578	40.431	33.816	196.7	1:40:30.651
19	1	2:01.016	46.622	40.580	33.814	196.3	1:42:31.667
20	1	2:01.203	46.777	40.794	33.632	179.4	1:44:32.870
21	1	2:00.997	46.726	40.459	33.812	177.9	1:46:33.867
22	1	2:01.010	46.234	41.051	33.725	189.4	1:48:34.877
23	1	2:01.788	46.745	41.257	33.786	187.1	1:50:36.665
24	1	2:01.497	46.380	41.186	33.931	191.4	1:52:38.162
25	1	2:01.143	46.483	40.773	33.887	194.5	1:54:39.305
26	1	2:02.052	46.707	40.747	34.598	192.8	1:56:41.357
27	1	2:00.839	46.738	40.270	33.831	188.8	1:58:42.196
28	1	2:02.684	47.805	41.216	33.663	190.1	2:00:44.880
29	1	2:00.892	46.564	40.654	33.674	198.1	2:02:45.772
30	1		46.766			192.5	

10 PRIMERA TEAM NISSAN PRIMERA

2 EFICAR TEAM

Vta.	D	Tiempo	Sector 1	Sector 2	Sector 3	V. Max.	Elapsed
1	1	1:02:13.966		1:01:35.076	38.890		1:02:13.966
2	1	3:02.909	1:00.021	1:08.656	54.232	109.6	1:05:16.875
3	1	3:35.260	1:16.843	1:18.560	59.857	89.7	1:08:52.135
4	1	2:20.793	57.832	45.635	37.326	109.4	1:11:12.928
5	1	2:12.013	50.560	45.103	36.350	151.2	1:13:24.941
6	1	2:45.040	58.217	1:04.605	42.218	125.0	1:16:09.981
7	1	2:05.693	48.793	42.410	34.490	170.6	1:18:15.674
8	1	2:06.006	48.450	41.988	35.568	174.4	1:20:21.680
9	1	2:03.843	47.773	41.679	34.391	170.8	1:22:25.523
10	1	2:05.741	48.545	42.708	34.488	170.6	1:24:31.264
11	1	2:04.829	48.849	41.585	34.395	139.8	1:26:36.093
12	1	2:05.583	47.528	43.166	34.889	175.0	1:28:41.676
13	1	2:04.738	47.689	42.388	34.661	173.6	1:30:46.414
14	1	2:04.294	47.559	41.642	35.093	177.0	1:32:50.708
15	1	2:03.595	47.495	41.505	34.595	173.6	1:34:54.303
16	1	2:04.083	47.716	41.607	34.760	173.3	1:36:58.386
17	1	2:03.318	47.290	41.367	34.661	170.6	1:39:01.704
18	1	2:03.495	47.546	41.415	34.534	175.6	1:41:05.199
19	1	2:03.818	47.401	41.581	34.836	174.1	1:43:09.017
20	1	2:05.041	47.832	42.812	34.397	175.0	1:45:14.058
21	1	2:03.040	47.205	41.462	34.373	177.6	1:47:17.098
22	1	2:03.510	47.271	41.658	34.581	177.6	1:49:20.608
23	1	2:04.145	47.871	41.398	34.876	170.3	1:51:24.753
24	1	5:26.689 P	50.733	46.264	3:49.692	178.8	1:56:51.442
25	1	6:27.481	5:07.502	44.412	35.567	82.3	2:03:18.923

11 RR2 MOTORSPORT V. GOLF

2 ESCUDERIA MEDITERRANEO DE ALICANTE

Vta.	D	Tiempo	Sector 1	Sector 2	Sector 3	V. Max.	Elapsed
1	1	1:01:35.786			1:01:35.786		1:01:35.786
2	1	9:43.827 P	1:17.706	1:21.822	7:04.299	118.9	1:11:19.613
3	1	5:33.670	4:12.251	45.611	35.808	83.6	1:16:53.283
4	1	2:07.306	48.576	42.916	35.814	177.6	1:19:00.589
5	1	2:06.614	48.681	42.223	35.710	182.7	1:21:07.203
6	1	2:05.817	48.049	42.450	35.318	183.6	1:23:13.020
7	1	2:05.697	48.126	42.078	35.493	182.7	1:25:18.717
8	1	2:05.296	48.045	42.029	35.222	181.2	1:27:24.013
9	1	2:04.884	47.831	41.891	35.162	179.4	1:29:28.897
10	1	4:31.340 P	47.617	41.651	3:02.072	183.9	1:34:00.237
11	1	6:45.295	5:28.697	41.661	34.937	71.6	1:40:45.532
12	1	2:04.043	47.550	41.356	35.137	188.1	1:42:49.575
13	1	2:04.315	47.724	41.409	35.182	185.8	1:44:53.890
14	1	2:03.738	47.347	41.453	34.938	188.4	1:46:57.628
15	1	2:03.324	47.526	41.004	34.794	186.8	1:49:00.952
16	1	2:03.612	47.359	41.220	35.033	181.2	1:51:04.564
17	1	2:03.043	47.333	41.055	34.655	189.8	1:53:07.607
18	1	2:06.311	48.587	43.023	34.701	186.2	1:55:13.918
19	1	2:03.486	47.247	41.632	34.607	187.5	1:57:17.404
20	1	2:04.822	48.515	41.038	35.269	184.3	1:59:22.226
21	1	2:06.106	47.543	42.351	36.212	185.5	2:01:28.332
22	1	2:03.675	47.623	41.060	34.992	182.4	2:03:32.007

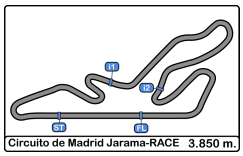

Circuito de Madrid Jarama - RACE

XI UV Endurance RACE Jarama

Carrera 8 horas resistencia

Tiempos Por Vuelta 2 Horas

12 — 4 TEAM — BMW 318

2 — JORGE RAMIREZ FERNANDEZ

Vta.	D	Tiempo	Sector 1	Sector 2	Sector 3	V. Max.	Elapsed
1	1	1:03:30.714	1:02:03.579	49.364	37.771		1:03:30.714
2	1	2:24.733	56.627	49.771	38.335	134.8	1:05:55.447
3	1	3:05.742	54.617	1:14.035	57.090	134.8	1:09:01.189
4	1	2:25.607	1:06.781	44.203	34.623	95.8	1:11:26.796
5	1	2:09.329	48.530	44.618	36.181	162.6	1:13:36.125
6	1	2:42.153	55.909	1:04.968	41.276	116.0	1:16:18.278
7	1	2:06.229	47.579	43.189	35.461	181.5	1:18:24.507
8	1	2:01.744	46.910	41.434	33.400	181.5	1:20:26.251
9	1	2:00.450	46.106	40.922	33.422	190.8	1:22:26.701
10	1	2:03.810	46.766	42.189	34.855	181.8	1:24:30.511
11	1	2:00.569	46.307	40.694	33.568	176.4	1:26:31.080
12	1	2:00.063	45.731	40.732	33.600	188.4	1:28:31.143
13	1	2:00.542	46.391	40.645	33.506	188.1	1:30:31.685
14	1	2:00.405	45.892	40.800	33.713	190.4	1:32:32.090
15	1	2:02.898	47.000	42.102	33.796	189.8	1:34:34.988
16	1	1:59.728	46.031	40.246	33.451	183.0	1:36:34.716
17	1	2:03.159	46.463	42.674	34.022	188.4	1:38:37.875
18	1	2:08.120 P	46.170	40.867	41.083	191.4	1:40:45.995
19	1	2:24.435	1:08.385	41.667	34.383	94.1	1:43:10.430
20	1	2:01.639	46.895	41.342	33.402	183.6	1:45:12.069
21	1	2:00.037	45.999	40.445	33.593	189.8	1:47:12.106
22	1	2:01.178	46.308	40.898	33.972	187.1	1:49:13.284
23	1	2:01.734	46.543	41.079	34.112	194.2	1:51:15.018
24	1	2:00.359	45.630	40.682	34.047	189.4	1:53:15.377
25	1	2:00.976	46.379	40.991	33.606	184.3	1:55:16.353
26	1	2:01.974	46.819	41.079	34.076	185.2	1:57:18.327
27	1	2:00.757	46.449	40.596	33.712	189.1	1:59:19.084
28	1	2:01.062	46.002	41.161	33.899	189.1	2:01:20.146
29	1	2:00.471	45.886	41.032	33.553	189.8	2:03:20.617

13 — ASAP RACING — HONDA CIVIC

1 — ANDRES SANCHEZ PEREZ

Vta.	D	Tiempo	Sector 1	Sector 2	Sector 3	V. Max.	Elapsed
1	1	1:02:47.887	1:01:31.948	41.656	34.283		1:02:47.887
2	1	2:34.159	47.953	53.946	52.260	162.8	1:05:22.046
3	1	3:33.774	1:16.342	1:18.633	58.799	81.8	1:08:55.820
4	1	2:20.963	1:00.267	44.450	36.246	103.2	1:11:16.783
5	1	2:13.320	51.417	45.299	36.604	141.9	1:13:30.103
6	1	2:43.306	57.447	1:04.795	41.064	100.7	1:16:13.409
7	1	2:02.947	48.616	40.893	33.438	168.2	1:18:16.356
8	1	2:02.370	46.494	40.861	35.015	192.5	1:20:18.726
9	1	2:01.292	47.745	39.741	33.806	182.7	1:22:20.018
10	1	2:01.710	46.536	41.039	34.135	192.8	1:24:21.728
11	1	2:00.348	46.054	40.234	34.060	193.5	1:26:22.076
12	1	2:01.441	46.388	40.977	34.076	190.4	1:28:23.517
13	1	2:00.983	46.155	41.033	33.795	190.8	1:30:24.500
14	1	2:02.147	46.626	41.114	34.407	189.8	1:32:26.647
15	1	2:00.963	46.365	40.616	33.982	189.4	1:34:27.610
16	1	2:01.902	46.276	40.769	34.857	190.4	1:36:29.512
17	1	2:01.429	47.097	40.515	33.817	170.0	1:38:30.941
18	1	2:01.519	46.258	41.015	34.246	194.2	1:40:32.460
19	1	2:01.014	46.323	40.790	33.901	192.5	1:42:33.474
20	1	2:00.768	46.313	40.437	34.018	189.4	1:44:34.242
21	1	2:01.586	46.686	40.791	34.109	192.1	1:46:35.828
22	1	2:04.186	46.073	41.005	37.108	192.5	1:48:40.014
23	1	2:03.754	47.279	41.617	34.858	185.8	1:50:43.768
24	1	2:04.205	47.117	42.454	34.634	185.5	1:52:47.973
25	1	2:03.082	46.741	41.580	34.761	185.8	1:54:51.055
26	1	2:04.747	46.802	43.269	34.676	184.9	1:56:55.802
27	1	2:03.350	47.472	41.086	34.792	184.9	1:58:59.152
28	1	2:04.600	47.139	42.144	35.317	181.5	2:01:03.752
29	1		47.197	41.327		177.3	

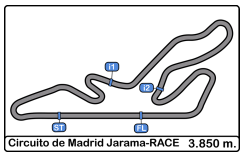

Circuito de Madrid Jarama - RACE

XI UV Endurance RACE Jarama

Carrera 8 horas resistencia

Tiempos Por Vuelta 2 Horas

14 E-PERFORMANCE HONDA CIVIC

1 ULTIMA VUELTA

Vta.	D	Tiempo	Sector 1	Sector 2	Sector 3	V. Max.	Elapsed
1	1	1:03:26.938	1:01:55.653	50.066	41.219		1:03:26.938
2	1	2:24.370	55.620	49.576	39.174	132.8	1:05:51.308
3	1	3:06.509	54.281	1:14.950	57.278	143.4	1:08:57.817
4	1	2:24.579	1:03.672	44.661	36.246	89.2	1:11:22.396
5	1	2:11.769	50.799	44.789	36.181	154.7	1:13:34.165
6	1	2:42.116	55.801	1:05.033	41.282	117.0	1:16:16.281
7	1	2:08.180	49.378	42.619	36.183	173.9	1:18:24.461
8	1	2:06.743	48.982	42.757	35.004	167.1	1:20:31.204
9	1	2:05.058	47.595	42.444	35.019	175.8	1:22:36.262
10	1	2:05.937	47.791	42.680	35.466	175.8	1:24:42.199
11	1	2:07.290	48.386	43.292	35.612	169.2	1:26:49.489
12	1	2:09.384	49.569	44.232	35.583	157.8	1:28:58.873
13	1	2:08.761	49.521	43.553	35.687	157.6	1:31:07.634
14	1	2:07.723	49.051	43.308	35.364	161.6	1:33:15.357
15	1	2:07.157	48.408	43.296	35.453	173.3	1:35:22.514
16	1	2:06.966	48.265	43.212	35.489	171.7	1:37:29.480
17	1	2:08.067	48.866	43.421	35.780	172.2	1:39:37.547
18	1	2:07.252	48.700	43.116	35.436	173.0	1:41:44.799
19	1	2:07.307	48.330	43.719	35.258	172.8	1:43:52.106
20	1	2:06.856	47.787	43.572	35.497	178.5	1:45:58.962
21	1	2:08.461	48.502	43.967	35.992	173.0	1:48:07.423
22	1	2:07.750	49.300	43.152	35.298	156.0	1:50:15.173
23	1	2:07.462	48.452	43.243	35.767	169.5	1:52:22.635
24	1	2:10.007	49.825	44.266	35.916	157.8	1:54:32.642
25	1	2:10.191	49.510	43.745	36.936	161.9	1:56:42.833
26	1	2:12.407	50.147	46.056	36.204	157.8	1:58:55.240
27	1	2:09.457	49.522	43.306	36.629	162.4	2:01:04.697
28	1	2:10.867	50.842	44.108	35.917	157.2	2:03:15.564

15 BOYACA SAXO SAXO

SAXO VSR MOTORSPORT

Vta.	D	Tiempo	Sector 1	Sector 2	Sector 3	V. Max.	Elapsed
1	1	1:03:01.907	1:01:41.271	44.109	36.527		1:03:01.907
2	1	2:20.743	49.962	43.897	46.884	159.2	1:05:22.650
3	1	3:33.605	1:16.318	1:18.935	58.352	81.4	1:08:56.255
4	1	2:21.164	1:01.164	44.047	35.953	99.7	1:11:17.419
5	1	2:13.226	51.314	45.040	36.872	144.3	1:13:30.645
6	1	2:43.922	57.235	1:05.018	41.669	104.0	1:16:14.567
7	1	2:09.804	48.769	44.236	36.799	168.7	1:18:24.371
8	1	4:47.604 P	49.841	43.718	3:14.045	161.9	1:23:11.975
9	1	6:33.754	5:14.477	43.675	35.602	89.4	1:29:45.729
10	1	2:07.866	48.737	43.354	35.775	167.4	1:31:53.595
11	1	2:07.821	48.915	43.325	35.581	169.2	1:34:01.416
12	1	2:06.347	48.129	42.802	35.416	174.1	1:36:07.763
13	1	2:07.294	48.449	43.201	35.644	169.8	1:38:15.057
14	1	2:07.135	48.496	43.054	35.585	168.7	1:40:22.192
15	1	2:07.877	48.892	43.347	35.638	169.0	1:42:30.069
16	1	2:07.864	49.318	43.169	35.377	170.8	1:44:37.933
17	1	2:07.027	48.270	43.193	35.564	172.2	1:46:44.960
18	1	2:06.757	48.160	43.032	35.565	171.7	1:48:51.717
19	1	2:06.789	48.369	43.013	35.407	170.8	1:50:58.506
20	1	2:06.992	48.472	43.082	35.438	171.7	1:53:05.498
21	1	2:08.515	49.635	43.476	35.404	170.6	1:55:14.013
22	1	2:06.784	48.380	43.077	35.327	173.3	1:57:20.797
23	1	2:06.965	48.797	42.806	35.362	173.3	1:59:27.762
24	1	2:06.386	48.185	42.705	35.496	171.4	2:01:34.148
25	1	2:07.480	48.868	43.094	35.518	170.0	2:03:41.628

16 SAAB ENDURANCE RACING SOCIETY SAAB 900I

2 ESCUDERIA 1000 LAGOS

Vta.	D	Tiempo	Sector 1	Sector 2	Sector 3	V. Max.	Elapsed
1	1	1:02:14.735		1:01:36.688	38.047		1:02:14.735
2	1	7:01.765 P	1:00.876	1:08.225	4:52.664	103.6	1:09:16.500
3	1	24:27.233	23:02.293	46.660	38.280	77.4	1:33:43.733
4	1	2:16.321	52.372	45.666	38.283	161.9	1:36:00.054
5	1	2:27.390 P	51.925	46.755	48.710	135.6	1:38:27.444
6	1	3:02.498	1:38.163	46.672	37.663	85.1	1:41:29.942
7	1	2:16.028	51.592	46.982	37.454	156.9	1:43:45.970
8	1	2:16.275	51.239	46.108	38.928	160.0	1:46:02.245
9	1	2:17.363	54.091	45.873	37.399	141.7	1:48:19.608
10	1	2:16.165	51.789	46.306	38.070	144.3	1:50:35.773
11	1	2:17.969	52.256	47.055	38.658	141.7	1:52:53.742
12	1	2:13.932	51.493	45.405	37.034	153.1	1:55:07.674
13	1	2:18.413	52.105	48.390	37.918	147.1	1:57:26.087
14	1	2:15.169	50.883	45.848	38.438	152.3	1:59:41.256
15	1	2:15.194	51.146	45.915	38.133	159.5	2:01:56.450
16	1		51.502	45.043		152.7	

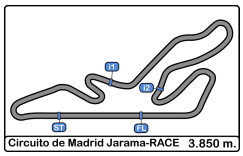

Circuito de Madrid Jarama - RACE

XI UV Endurance RACE Jarama

Carrera 8 horas resistencia

Tiempos Por Vuelta 2 Horas

17 EMAN EGURRE — BMW 325I

3 — EMAN EGURRE

Vta.	D	Tiempo	Sector 1	Sector 2	Sector 3	V. Max.	Elapsed
1	1	1:01:54.417			1:01:54.417		1:01:54.417
2	1	3:20.084	1:02.123	1:23.832	54.129	183.3	1:05:14.501
3	1	3:35.306	1:18.372	1:17.832	59.102	78.6	1:08:49.807
4	1	2:09.767	52.491	41.893	35.383	138.1	1:10:59.574
5	1	2:15.435	49.828	41.995	43.612	152.5	1:13:15.009
6	1	2:54.213	1:07.227	1:03.819	43.167	81.5	1:16:09.222
7	1	2:04.524	48.277	41.528	34.719	191.1	1:18:13.746
8	1	2:02.521	46.989	40.856	34.676	192.5	1:20:16.267
9	1	2:02.414	46.893	41.058	34.463	194.2	1:22:18.681
10	1	2:03.036	47.224	41.078	34.734	190.1	1:24:21.717
11	1	2:04.383	48.395	41.220	34.768	181.8	1:26:26.100
12	1	2:03.271	47.598	41.239	34.434	184.6	1:28:29.371
13	1	2:04.077	47.250	42.014	34.813	182.4	1:30:33.448
14	1	2:03.286	47.310	41.315	34.661	191.1	1:32:36.734
15	1	2:02.363	46.941	40.842	34.580	193.5	1:34:39.097
16	1	2:03.008	47.670	40.931	34.407	191.8	1:36:42.105
17	1	2:03.505	47.308	41.216	34.981	187.5	1:38:45.610
18	1	2:03.559	47.373	41.275	34.911	188.1	1:40:49.169
19	1	5:35.971 P	47.580	41.842	4:06.549	191.1	1:46:25.140
20	1	5:47.665	4:25.066	44.911	37.688	78.8	1:52:12.805
21	1	2:10.981	50.567	43.813	36.601	157.2	1:54:23.786
22	1	2:08.889	49.417	43.491	35.981	159.0	1:56:32.675
23	1	2:07.595	49.235	42.584	35.776	165.6	1:58:40.270
24	1	2:09.415	50.172	43.388	35.855	172.2	2:00:49.685
25	1	2:08.102	50.096	42.678	35.328	171.4	2:02:57.787
26	1		48.781			172.5	

18 PURA PASION — AUDI TT

3 — VICENTE GABRIEL VALLES

Vta.	D	Tiempo	Sector 1	Sector 2	Sector 3	V. Max.	Elapsed
1	1	1:36:28.300	1:35:06.818	44.340	37.142	87.1	1:36:28.300
2	1	5:07.042 P	51.511	46.833	3:28.698	156.7	1:41:35.342
3	1	6:28.147	5:05.664	44.953	37.530	86.8	1:48:03.489
4	1	2:14.724	50.485	47.010	37.229	167.1	1:50:18.213
5	1	2:12.860	50.349	45.316	37.195	168.7	1:52:31.073
6	1	2:12.635	50.247	45.670	36.718	167.4	1:54:43.708
7	1	2:14.581	51.840	44.925	37.816	165.3	1:56:58.289
8	1	2:14.476	51.320	45.574	37.582	162.4	1:59:12.765
9	1	2:15.495	53.343	45.631	36.521	161.1	2:01:28.260
10	1	2:09.082	50.101	42.769	36.212	161.4	2:03:37.342

19 FERNANDO NAVARRETE — BMW 325I

3 — ULTIMA VUELTA

Vta.	D	Tiempo	Sector 1	Sector 2	Sector 3	V. Max.	Elapsed
1	1	1:02:23.708		1:01:44.995	38.713		1:02:23.708
2	1	2:55.598	56.898	1:05.024	53.676	109.5	1:05:19.306
3	1	3:33.126	1:16.836	1:18.349	57.941	81.7	1:08:52.432
4	1	2:21.953	1:00.230	44.831	36.892	115.8	1:11:14.385
5	1	2:13.539	51.630	45.136	36.773	150.4	1:13:27.924
6	1	2:43.528	57.098	1:04.788	41.642	107.2	1:16:11.452
7	1	1:57.578	45.249	39.715	32.614	192.5	1:18:09.030
8	1	1:56.632	43.968	40.207	32.457	200.3	1:20:05.662
9	1	1:55.717	44.259	38.958	32.500	194.2	1:22:01.379
10	1	1:56.440	45.040	38.915	32.485	193.2	1:23:57.819
11	1	1:56.538	44.689	39.156	32.693	193.8	1:25:54.357
12	1	1:57.281	45.221	39.323	32.737	185.2	1:27:51.638
13	1	1:58.420	45.710	39.785	32.925	180.9	1:29:50.058
14	1	1:57.383	44.999	39.603	32.781	189.4	1:31:47.441
15	1	1:57.488	45.610	39.114	32.764	179.7	1:33:44.929
16	1	1:57.787	45.546	39.414	32.827	184.6	1:35:42.716
17	1	1:58.520	45.792	39.568	33.160	176.4	1:37:41.236
18	1	1:57.558	45.434	39.454	32.670	188.4	1:39:38.794
19	1	1:58.558	45.282	40.259	33.017	187.5	1:41:37.352
20	1	1:58.064	45.245	39.826	32.993	186.2	1:43:35.416
21	1	1:58.216	45.594	39.693	32.929	190.8	1:45:33.632
22	1	1:57.917	45.277	40.074	32.566	187.1	1:47:31.549
23	1	1:58.741	45.744	39.945	33.052	181.8	1:49:30.290
24	1	1:58.073	45.691	39.318	33.064	182.7	1:51:28.363
25	1	1:57.878	45.500	39.399	32.979	181.5	1:53:26.241
26	1	1:58.278	45.583	39.784	32.911	173.9	1:55:24.519
27	1	1:58.789	46.078	39.786	32.925	182.1	1:57:23.308
28	1	1:57.690	45.241	39.629	32.820	192.5	1:59:20.998
29	1	1:57.296	45.493	39.013	32.790	183.3	2:01:18.294
30	1	1:58.210	45.581	39.507	33.122	183.6	2:03:16.504

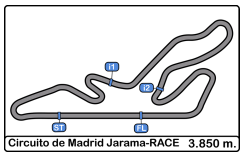

Circuito de Madrid Jarama - RACE

XI UV Endurance RACE Jarama

Carrera 8 horas resistencia

Tiempos Por Vuelta 2 Horas

20 EFICAR TEAM SAXO — SAXO — SAXO EFICAR TEAM

Vta.	D	Tiempo	Sector 1	Sector 2	Sector 3	V. Max.	Elapsed
1	1	1:03:28.531	1:01:57.320	51.937	39.274		1:03:28.531
2	1	2:24.499	55.585	49.858	39.056	136.8	1:05:53.030
3	1	3:05.651	53.077	1:15.118	57.456	142.4	1:08:58.681
4	1	2:25.404	1:05.673	44.338	35.393	87.1	1:11:24.085
5	1	2:10.846	49.711	44.549	36.586	171.9	1:13:34.931
6	1	2:41.833	55.642	1:05.047	41.144	115.5	1:16:16.764
7	1	2:06.423	48.390	42.482	35.551	175.8	1:18:23.187
8	1	2:05.881	48.031	42.678	35.172	178.2	1:20:29.068
9	1	2:04.455	47.550	42.017	34.888	176.1	1:22:33.523
10	1	2:05.145	47.908	42.105	35.132	175.6	1:24:38.668
11	1	2:06.773	48.313	42.689	35.771	173.6	1:26:45.441
12	1	2:06.946	48.504	42.953	35.489	170.0	1:28:52.387
13	1	2:07.992	49.051	43.193	35.748	170.3	1:31:00.379
14	1	2:07.104	48.345	42.959	35.800	169.8	1:33:07.483
15	1	2:08.786	49.313	43.483	35.990	171.4	1:35:16.269
16	1	2:07.583	48.949	43.077	35.557	167.1	1:37:23.852
17	1	2:08.272	49.199	43.054	36.019	166.9	1:39:32.124
18	1	2:10.623	50.043	44.844	35.736	162.8	1:41:42.747
19	1	2:09.119	49.007	43.920	36.192	168.4	1:43:51.866
20	1	2:12.181	51.342	44.656	36.183	167.7	1:46:04.047
21	1	2:10.184	49.970	44.045	36.169	161.6	1:48:14.231
22	1	2:10.368	50.678	43.467	36.223	151.8	1:50:24.599
23	1	2:09.530	49.956	43.860	35.714	165.1	1:52:34.129
24	1	2:11.362	49.428	44.896	37.038	171.4	1:54:45.491
25	1	2:08.083	49.404	42.766	35.913	169.2	1:56:53.574
26	1	2:09.897	50.217	43.694	35.986	161.9	1:59:03.471
27	1	2:04.966	47.825	42.177	34.964	171.4	2:01:08.437
28	1	2:09.398	50.760	42.875	35.763	164.8	2:03:17.835

21 DHR — 2 — NISSAN SUNY ULTIMA VUELTA

Vta.	D	Tiempo		Sector 1	Sector 2	Sector 3	V. Max.	Elapsed
1	1	1:02:12.949			1:01:34.027	38.922		1:02:12.949
2	1	3:06.172	P	58.468	1:09.621	58.083	113.5	1:05:19.121
3	1	3:43.242		1:48.562	57.696	56.984	87.0	1:09:02.363
4	1	2:26.646		1:06.589	45.322	34.735	84.9	1:11:29.009
5	1	2:07.936		48.454	43.253	36.229	175.6	1:13:36.945
6	1	2:43.899		55.761	1:05.430	42.708	108.2	1:16:20.844
7	1	2:03.942		48.136	41.144	34.662	170.3	1:18:24.786
8	1	2:03.155		47.664	41.199	34.292	182.7	1:20:27.941
9	1	2:03.017		47.381	41.235	34.401	185.2	1:22:30.958
10	1	2:03.223		47.416	41.382	34.425	184.3	1:24:34.181
11	1	2:03.093		47.389	41.383	34.321	184.6	1:26:37.274
12	1	2:04.792		47.474	42.404	34.914	183.3	1:28:42.066
13	1	2:04.745		47.997	42.057	34.691	177.6	1:30:46.811
14	1	2:04.398		47.876	41.473	35.049	176.4	1:32:51.209
15	1	2:04.050		48.003	41.543	34.504	183.0	1:34:55.259
16	1	2:03.796		47.380	41.500	34.916	182.1	1:36:59.055
17	1	2:03.410		47.640	41.170	34.600	180.9	1:39:02.465
18	1	2:04.426		47.473	42.400	34.553	183.0	1:41:06.891
19	1	2:02.884		47.209	41.324	34.351	182.4	1:43:09.775
20	1	2:04.874		47.677	42.622	34.575	183.0	1:45:14.649
21	1	2:03.500		47.623	41.388	34.489	187.8	1:47:18.149
22	1	2:03.029		47.343	41.189	34.497	182.4	1:49:21.178
23	1	2:03.801		47.795	41.274	34.732	180.9	1:51:24.979
24	1	2:03.122		47.329	41.482	34.311	186.5	1:53:28.101
25	1	2:03.980		47.691	41.894	34.395	180.0	1:55:32.081
26	1	2:04.325		47.557	41.884	34.884	180.9	1:57:36.406
27	1	2:04.641		47.904	41.901	34.836	175.3	1:59:41.047
28	1	2:04.575		48.495	41.472	34.608	178.5	2:01:45.622
29	1	2:05.145		47.813	42.661	34.671	177.0	2:03:50.767

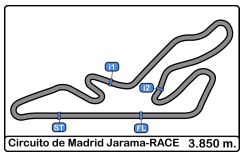

Circuito de Madrid Jarama - RACE
XI UV Endurance RACE Jarama
Carrera 8 horas resistencia
Tiempos Por Vuelta 2 Horas

22 TECSPORT - OLIMPIA V. GOLF

2 ULTIMA VUELTA

Vta.	D	Tiempo		Sector 1	Sector 2	Sector 3	V. Max.	Elapsed
1	1	1:03:29.270		1:02:02.812	47.884	38.574		1:03:29.270
2	1	2:25.328		56.129	50.339	38.860	136.1	1:05:54.598
3	1	3:04.789		53.958	1:13.669	57.162	141.5	1:08:59.387
4	1	2:26.422		1:07.778	43.797	34.847	79.8	1:11:25.809
5	1	2:09.570		48.979	44.394	36.197	170.6	1:13:35.379
6	1	2:41.730		56.117	1:04.831	40.782	114.2	1:16:17.109
7	1	2:02.001		46.930	41.000	34.071	188.1	1:18:19.110
8	1	2:01.367		46.375	40.697	34.295	189.4	1:20:20.477
9	1	2:01.935		46.901	40.852	34.182	190.4	1:22:22.412
10	1	2:00.236		46.122	40.317	33.797	190.8	1:24:22.648
11	1	2:01.614		46.597	40.572	34.445	184.9	1:26:24.262
12	1	4:53.871	P	48.070	41.045	3:24.756	152.1	1:31:18.133
13	1	6:36.223		5:16.926	42.671	36.626	85.2	1:37:54.356
14	1	2:06.707		49.333	42.100	35.274	163.6	1:40:01.063
15	1	2:06.411		48.927	41.922	35.562	166.9	1:42:07.474
16	1	2:05.666		48.734	41.748	35.184	172.2	1:44:13.140
17	1	2:17.895	P	48.647	44.319	44.929	181.5	1:46:31.035
18	1	2:29.609		1:10.923	41.855	36.831	92.8	1:49:00.644
19	1	2:05.575		48.900	41.626	35.049	174.1	1:51:06.219
20	1	2:04.354		47.803	41.555	34.996	183.6	1:53:10.573
21	1	2:04.783		47.854	41.458	35.471	185.5	1:55:15.356
22	1	2:05.560		48.442	42.458	34.660	183.0	1:57:20.916
23	1	2:04.561		48.075	41.379	35.107	180.9	1:59:25.477
24	1	2:03.418		47.317	40.871	35.230	183.9	2:01:28.895
25	1	2:03.940		48.053	40.806	35.081	167.9	2:03:32.835

23 RIGA SAXO SAXO

SAXO RASANTE SPORT

Vta.	D	Tiempo		Sector 1	Sector 2	Sector 3	V. Max.	Elapsed
1	1	1:02:20.652			1:01:43.983	36.669		1:02:20.652
2	1	2:57.665		56.291	1:07.843	53.531	132.0	1:05:18.317
3	1	3:34.936		1:16.298	1:18.813	59.825	90.7	1:08:53.253
4	1	2:20.589		59.100	44.705	36.784	113.8	1:11:13.842
5	1	2:13.432		51.938	45.026	36.468	148.9	1:13:27.274
6	1	2:44.093		57.002	1:04.796	42.295	119.7	1:16:11.367
7	1	2:10.246		50.730	43.853	35.663	172.8	1:18:21.613
8	1	2:09.055		48.794	44.379	35.882	172.8	1:20:30.668
9	1	2:09.088		49.239	44.096	35.753	176.1	1:22:39.756
10	1	2:09.835		50.799	43.312	35.724	170.8	1:24:49.591
11	1	2:08.108		49.113	42.887	36.108	170.0	1:26:57.699
12	1	2:08.867		49.939	43.069	35.859	168.4	1:29:06.566
13	1	2:08.541		49.352	43.210	35.979	170.3	1:31:15.107
14	1	2:08.851		49.452	43.385	36.014	166.9	1:33:23.958
15	1	2:08.322		49.341	43.212	35.769	169.8	1:35:32.280
16	1	2:08.342		49.359	43.173	35.810	167.7	1:37:40.622
17	1	2:09.095		50.035	43.144	35.916	166.1	1:39:49.717
18	1	2:09.327		49.329	43.974	36.024	167.9	1:41:59.044
19	1	2:07.785		49.523	42.708	35.554	172.2	1:44:06.829
20	1	2:08.869		49.374	43.599	35.896	168.2	1:46:15.698
21	1	4:31.036	P	49.360	43.427	2:58.249	171.4	1:50:46.734
22	1	7:06.376		5:45.826	44.054	36.496	88.3	1:57:53.110
23	1	2:09.713		49.118	44.235	36.360	171.1	2:00:02.823
24	1	2:09.645		49.698	43.844	36.103	169.5	2:02:12.468
25	1			49.401	44.149		170.3	

24 M BOSS RACING V. GOLF

2 ESCUDERIA 1000 LAGOS

Vta.	D	Tiempo		Sector 1	Sector 2	Sector 3	V. Max.	Elapsed
1	1	1:01:35.214				1:01:35.214		1:01:35.214
2	1	3:35.671		1:17.313	1:21.826	56.532	119.8	1:05:10.885
3	1	3:35.865		1:18.044	1:17.756	1:00.065	80.8	1:08:46.750
4	1	2:09.349		51.277	42.824	35.248	148.7	1:10:56.099
5	1	2:15.077		48.671	42.799	43.607	174.7	1:13:11.176
6	1	2:54.973		1:07.956	1:03.076	43.941	85.1	1:16:06.149
7	1	2:05.867		48.484	42.002	35.381	179.7	1:18:12.016
8	1	2:05.205		47.342	41.806	36.057	186.5	1:20:17.221
9	1	2:04.848		47.504	42.384	34.960	184.3	1:22:22.069
10	1	2:05.319		47.683	42.148	35.488	184.3	1:24:27.388
11	1	2:06.344		47.959	42.730	35.655	181.2	1:26:33.732
12	1	2:06.452		48.376	42.596	35.480	177.0	1:28:40.184
13	1	2:06.129		47.436	43.202	35.491	180.3	1:30:46.313
14	1	2:07.251		48.856	42.621	35.774	177.6	1:32:53.564
15	1	2:06.734		47.947	43.128	35.659	178.8	1:35:00.298
16	1	2:26.933	P	48.190	43.128	55.615	175.8	1:37:27.231

25 AMAZON SPORT V. GOLF

2 AECD

Vta.	D	Tiempo		Sector 1	Sector 2	Sector 3	V. Max.	Elapsed
1	1	1:14:27.081		1:12:50.483	54.405	42.193	66.6	1:14:27.081
2	1	2:45.981	P	57.767	51.093	57.121	121.6	1:17:13.062

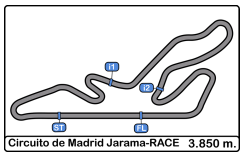

Circuito de Madrid Jarama - RACE

XI UV Endurance RACE Jarama

Carrera 8 horas resistencia

Tiempos Por Vuelta 2 Horas

43 IMARTI MOTORSPORT HONDA CIVIC

1 ESCUDERIA CERRO NEGRO

Vta.	D	Tiempo	Sector 1	Sector 2	Sector 3	V. Max.	Elapsed
1	1	1:02:46.739		1:02:11.586	35.153		1:02:46.739
2	1	2:34.653	48.207	53.949	52.497	172.8	1:05:21.392
3	1	3:33.597	1:16.184	1:18.680	58.733	82.8	1:08:54.989
4	1	2:21.480	1:00.462	44.530	36.488	100.3	1:11:16.469
5	1	2:13.240	51.127	45.519	36.594	148.1	1:13:29.709
6	1	2:43.124	57.303	1:04.665	41.156	103.8	1:16:12.833
7	1	2:03.370	47.117	41.748	34.505	177.6	1:18:16.203
8	1	2:02.865	47.309	41.140	34.416	177.3	1:20:19.068
9	1	2:05.205	48.063	42.049	35.093	186.5	1:22:24.273
10	1	2:05.671	47.650	42.293	35.728	177.0	1:24:29.944
11	1	2:10.372	50.914	43.569	35.889	137.2	1:26:40.316
12	1	2:07.434	48.825	42.623	35.986	172.2	1:28:47.750
13	1	2:07.605	49.208	42.482	35.915	165.6	1:30:55.355
14	1	2:07.735	49.407	42.773	35.555	170.0	1:33:03.090
15	1	2:07.118	49.028	42.468	35.622	171.9	1:35:10.208
16	1	2:07.689	49.117	42.673	35.899	169.8	1:37:17.897
17	1	2:08.058	49.492	42.313	36.253	164.1	1:39:25.955
18	1	2:08.474	49.469	43.162	35.843	168.4	1:41:34.429
19	1	2:08.109	49.066	43.204	35.839	170.8	1:43:42.538
20	1	4:52.247 P	49.278	43.688	3:19.281	170.3	1:48:34.785
21	1	6:47.621	5:21.668	47.738	38.215	80.2	1:55:22.406
22	1	2:15.833	52.479	45.442	37.912	163.6	1:57:38.239
23	1	2:11.664	50.685	44.308	36.671	165.3	1:59:49.903
24	1	2:15.947	52.401	44.743	38.803	164.1	2:02:05.850
25	1		50.264	43.688		168.2	

51 AUTOCODE TORREJON SAXO

SAXO ESCUDERIA CENTRO

Vta.	D	Tiempo	Sector 1	Sector 2	Sector 3	V. Max.	Elapsed
1	1	1:03:12.366	1:01:47.691	47.480	37.195		1:03:12.366
2	1	2:13.031	52.120	44.032	36.879	161.9	1:05:25.397
3	1	3:31.720	1:14.511	1:19.230	57.979	88.4	1:08:57.117
4	1	2:22.876	1:02.441	44.190	36.245	93.0	1:11:19.993
5	1	2:12.612	51.207	44.549	36.856	141.3	1:13:32.605
6	1	2:42.682	56.256	1:05.022	41.404	105.0	1:16:15.287
7	1	2:11.408	49.751	45.745	35.912	170.8	1:18:26.695
8	1	2:08.856	49.321	43.339	36.196	172.2	1:20:35.551
9	1	2:09.664	49.459	44.194	36.011	170.8	1:22:45.215
10	1	2:09.101	49.354	43.585	36.162	172.2	1:24:54.316
11	1	2:09.594	49.583	43.682	36.329	170.0	1:27:03.910
12	1	2:09.938	49.395	43.927	36.616	168.4	1:29:13.848
13	1	2:10.482	49.819	43.930	36.733	169.5	1:31:24.330
14	1	2:10.345	50.045	43.839	36.461	168.2	1:33:34.675
15	1	2:11.225	50.081	44.333	36.811	169.2	1:35:45.900
16	1	2:11.512	50.273	44.376	36.863	148.7	1:37:57.412
17	1	2:10.591	49.844	43.943	36.804	165.8	1:40:08.003
18	1	2:10.907	49.924	44.253	36.730	170.8	1:42:18.910
19	1	2:12.310	49.955	44.144	38.211	169.8	1:44:31.220
20	1	2:16.161	52.382	46.878	36.901	153.4	1:46:47.381
21	1	5:01.523 P	50.187	45.065	3:26.271	170.6	1:51:48.904
22	1	11:02.525	9:40.641	44.997	36.887	81.8	2:02:51.429
23	1		50.750			156.2	

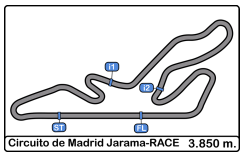

Circuito de Madrid Jarama - RACE
XI UV Endurance RACE Jarama
Carrera 8 horas resistencia
Tiempos Por Vuelta 2 Horas

79 DE AUGUSTO CARRERAS — BMW 325I

3 — C.D. QUINTANO SPORT

Vta.	D	Tiempo	Sector 1	Sector 2	Sector 3	V. Max.	Elapsed
1	1	1:04:09.975 P			1:04:09.975		1:04:09.975
2	1	8:59.105	6:58.764	57.386	1:02.955	76.5	1:13:09.080
3	1	2:56.125	1:08.495	1:02.452	45.178	89.4	1:16:05.205
4	1	2:09.406	49.962	44.745	34.699	183.6	1:18:14.611
5	1	2:04.004	47.144	41.560	35.300	193.5	1:20:18.615
6	1	2:06.188	47.755	43.814	34.619	192.1	1:22:24.803
7	1	2:05.295	48.370	42.085	34.840	188.8	1:24:30.098
8	1	2:04.501	48.147	41.866	34.488	176.1	1:26:34.599
9	1	2:06.391	48.382	42.510	35.499	189.1	1:28:40.990
10	1	2:04.463	47.567	42.130	34.766	186.2	1:30:45.453
11	1	2:14.071	55.726	42.647	35.698	187.8	1:32:59.524
12	1	2:04.349	47.577	42.073	34.699	173.0	1:35:03.873
13	1	2:04.076	47.555	41.545	34.976	184.6	1:37:07.949
14	1	2:04.514	47.351	42.066	35.097	191.8	1:39:12.463
15	1	2:03.835	47.291	41.651	34.893	187.8	1:41:16.298
16	1	2:04.920	47.694	42.268	34.958	187.8	1:43:21.218
17	1	2:04.266	47.536	41.565	35.165	181.2	1:45:25.484
18	1	2:03.626	47.498	41.534	34.594	185.5	1:47:29.110
19	1	2:04.750	48.771	41.599	34.380	189.4	1:49:33.860
20	1	2:03.239	47.043	41.571	34.625	194.5	1:51:37.099
21	1	2:03.052	47.199	41.365	34.488	193.8	1:53:40.151
22	1	2:03.529	47.451	41.436	34.642	188.1	1:55:43.680
23	1	2:02.872	47.192	41.466	34.214	186.8	1:57:46.552
24	1	2:03.675	47.698	41.427	34.550	192.5	1:59:50.227
25	1	2:06.396	47.781	41.743	36.872	183.3	2:01:56.623
26	1		47.440	41.412		190.1	

93 GPLOIL-CKC — SUZUKI SWIFT

1 — ATKMOTORSPORT MADRID

Vta.	D	Tiempo	Sector 1	Sector 2	Sector 3	V. Max.	Elapsed
1	1	1:02:25.055		1:01:48.203	36.852		1:02:25.055
2	1	2:55.351	56.814	1:04.930	53.607	106.4	1:05:20.406
3	1	3:33.655	1:16.606	1:18.691	58.358	80.7	1:08:54.061
4	1	2:21.089	1:00.206	44.804	36.079	112.2	1:11:15.150
5	1	2:14.159	51.950	45.450	36.759	142.2	1:13:29.309
6	1	2:42.935	56.792	1:04.984	41.159	102.7	1:16:12.244
7	1	2:10.178	50.389	44.193	35.596	163.8	1:18:22.422
8	1	2:11.937	49.350	43.724	38.863	175.6	1:20:34.359
9	1	2:09.301	49.344	43.535	36.422	174.1	1:22:43.660
10	1	2:07.660	48.978	43.067	35.615	169.0	1:24:51.320
11	1	2:07.818	49.128	43.088	35.602	174.1	1:26:59.138
12	1	2:08.912	49.405	43.635	35.872	173.3	1:29:08.050
13	1	2:08.545	49.386	43.398	35.761	171.4	1:31:16.595
14	1	2:08.165	48.941	43.436	35.788	174.4	1:33:24.760
15	1	2:08.462	49.418	43.473	35.571	159.5	1:35:33.222
16	1	2:08.348	49.282	43.488	35.578	171.4	1:37:41.570
17	1	2:09.608	50.322	43.279	36.007	162.1	1:39:51.178
18	1	2:11.494	51.964	43.282	36.248	169.0	1:42:02.672
19	1	2:08.667	49.409	43.371	35.887	162.8	1:44:11.339
20	1	2:10.202	48.913	45.139	36.150	174.4	1:46:21.541
21	1	2:08.034	49.148	43.156	35.730	173.6	1:48:29.575
22	1	2:11.747	49.786	45.864	36.097	156.0	1:50:41.322
23	1	5:05.987 P	49.302	44.934	3:31.751	174.1	1:55:47.309
24	1	6:24.026	5:02.614	44.771	36.641	79.8	2:02:11.335
25	1		50.220	43.853		166.4	

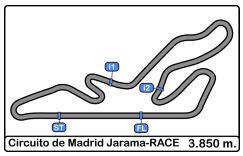

Circuito de Madrid Jarama - RACE
XI UV Endurance RACE Jarama
Carrera 8 horas resistencia
Análisis 2 Horas

Num	T. Vta.	Dif
Vta 1		
1	1:01:31.682	
8	1:01:33.228	01.546
2	1:01:34.385	02.703
24	1:01:35.214	03.532
11	1:01:35.786	04.104
7	1:01:39.514	07.832
4	1:01:40.715	09.033
9	1:01:53.503	21.821
17	1:01:54.417	22.735
21	1:02:12.949	41.267
10	1:02:13.966	42.284
16	1:02:14.735	43.053
23	1:02:20.652	48.970
19	1:02:23.708	52.026
93	1:02:25.055	53.373
6	1:02:30.120	58.438
43	1:02:46.739	1:15.057
13	1:02:47.887	1:16.205
15	1:03:01.907	1:30.225
51	1:03:12.366	1:40.684
14	1:03:26.938	1:55.256
20	1:03:28.531	1:56.849
22	1:03:29.270	1:57.588
12	1:03:30.714	1:59.032
3	1:03:31.939	2:00.257
Num	**T. Vta.**	**Dif**
Vta 2		
8	2:24.195	
2	2:29.111	06.073
79	1:04:09.975	1 Lap
24	3:35.671	1:13.462
7	3:32.287	1:14.378
4	3:31.997	1:15.289
9	3:20.000	1:16.080
17	3:20.084	1:17.078
10	3:02.909	1:19.452
23	2:57.665	1:20.894
21	3:06.172	1:21.698
19	2:55.598	1:21.883
93	2:55.351	1:22.983
43	2:34.653	1:23.969
13	2:34.159	1:24.623
15	2:20.743	1:25.227
51	2:13.031	1:27.974
14	2:24.370	1:53.885
20	2:24.499	1:55.607
22	2:25.328	1:57.175
12	2:24.733	1:58.024
3	2:23.916	1:58.432
Num	**T. Vta.**	**Dif**
Vta 3		
8	2:20.689	
2	2:15.689	01.073
1	5:07.003	1 Lap
24	3:35.865	2:28.638
7	3:35.731	2:29.420
4	3:35.740	2:30.340
9	3:35.642	2:31.033
17	3:35.306	2:31.695
10	3:35.260	2:34.023
19	3:33.126	2:34.320
23	3:34.936	2:35.141
93	3:33.655	2:35.949
43	3:33.597	2:36.877
13	3:33.774	2:37.708
15	3:33.605	2:38.143
51	3:31.720	2:39.005
14	3:06.509	2:39.705
20	3:05.651	2:40.569
22	3:04.789	2:41.275
12	3:05.742	2:43.077
3	3:05.727	2:43.470
21	3:43.242	2:44.251
Num	**T. Vta.**	**Dif**
Vta 4		
8	2:45.121	
2	2:44.781	00.733
16	7:01.765	2 Laps
6	7:12.020	2 Laps
24	2:09.349	1:52.866
7	2:09.196	1:53.495
4	2:09.424	1:54.643
9	2:09.565	1:55.477
17	2:09.767	1:56.341
10	2:20.793	2:09.695
23	2:20.589	2:10.609
19	2:21.953	2:11.152
93	2:21.089	2:11.917
43	2:21.480	2:13.236
13	2:20.963	2:13.550
15	2:21.164	2:14.186
11	9:43.827	2 Laps
51	2:22.876	2:16.760
14	2:24.579	2:19.163
20	2:25.404	2:20.852
22	2:26.422	2:22.576
12	2:25.607	2:23.563
3	2:26.555	2:24.904
21	2:26.646	2:25.776
Num	**T. Vta.**	**Dif**
Vta 5		
8	4:03.727	
2	4:04.074	01.080
79	8:59.105	3 Laps
1	6:31.689	2 Laps
24	2:15.077	04.216
7	2:15.327	05.095
4	2:15.394	06.310
9	2:15.569	07.319
17	2:15.435	08.049
10	2:12.013	17.981
23	2:13.432	20.314
19	2:13.539	20.964
93	2:14.159	22.349
43	2:13.240	22.749
13	2:13.320	23.143
15	2:13.226	23.685
51	2:12.612	25.645
14	2:11.769	27.205
20	2:10.846	27.971
22	2:09.570	28.419
12	2:09.329	29.165
3	2:08.414	29.591
21	2:07.936	29.985
25	1:14:27.081	4 Laps
6	4:51.260	2 Laps
Num	**T. Vta.**	**Dif**
Vta 6		
8	2:57.033	
2	2:56.375	00.422
79	2:56.125	3 Laps
1	2:55.241	2 Laps
24	2:54.973	02.156
7	2:54.660	02.722
4	2:54.227	03.504
9	2:54.374	04.660
17	2:54.213	05.229
10	2:45.040	05.988
23	2:44.093	07.374
19	2:43.528	07.459
93	2:42.935	08.251
43	2:43.124	08.840
13	2:43.306	09.416
15	2:43.922	10.574
51	2:42.682	11.294
14	2:42.116	12.288
20	2:41.833	12.771
22	2:41.730	13.116
12	2:42.153	14.285
3	2:42.461	15.019
21	2:43.899	16.851
6	2:16.751	2 Laps
11	5:33.670	3 Laps
25	2:45.981	4 Laps
Num	**T. Vta.**	**Dif**
Vta 7		
8	1:59.436	
2	1:59.857	00.843
1	1:59.701	2 Laps
7	1:59.290	02.576
19	1:57.578	05.601
4	2:02.685	06.753
9	2:03.066	08.290
24	2:05.867	08.587
17	2:04.524	10.317
79	2:09.406	3 Laps
10	2:05.693	12.245
43	2:03.370	12.774
13	2:02.947	12.927
22	2:02.001	15.681
23	2:10.246	18.184
93	2:10.178	18.993
20	2:06.423	19.758
15	2:09.804	20.942
14	2:08.180	21.032
12	2:06.229	21.078
3	2:05.683	21.266
21	2:03.942	21.357
51	2:11.408	23.266
6	1:57.164	2 Laps
11	2:07.306	3 Laps
Num	**T. Vta.**	**Dif**
Vta 8		
8	1:58.575	
7	1:58.013	02.014
19	1:56.632	03.658
2	2:02.877	05.145
4	1:58.390	06.568
1	2:04.230	2 Laps
9	2:00.580	10.295
17	2:02.521	14.263
24	2:05.205	15.217
79	2:04.004	3 Laps
13	2:02.370	16.722
43	2:02.865	17.064
22	2:01.367	18.473
10	2:06.006	19.676
12	2:01.744	24.247
21	2:03.155	25.937
20	2:05.881	27.064
23	2:09.055	28.664
14	2:06.743	29.200
3	2:07.766	30.457
93	2:11.937	32.355
51	2:08.856	33.547
6	1:56.454	2 Laps
11	2:06.614	3 Laps
Num	**T. Vta.**	**Dif**
Vta 9		
8	1:58.737	
7	1:57.291	00.568
19	1:55.717	00.638
4	1:58.292	06.123
2	2:00.434	06.842
1	1:59.161	2 Laps
9	2:01.545	13.103
17	2:02.414	17.940
13	2:01.292	19.277
24	2:04.848	21.328
22	2:01.935	21.671
43	2:05.205	23.532
79	2:06.188	3 Laps
10	2:03.843	24.782
12	2:00.450	25.960
21	2:03.017	30.217
20	2:04.455	32.782
14	2:05.058	35.521
23	2:09.088	39.015
3	2:08.362	40.082
6	1:58.580	2 Laps
93	2:09.301	42.919
51	2:09.664	44.474
15	4:47.604	1 Lap
11	2:05.817	3 Laps
Num	**T. Vta.**	**Dif**
Vta 10		
19	1:56.440	
7	1:57.814	01.304
8	2:00.189	03.111
4	1:58.216	07.261
1	1:58.240	2 Laps
2	2:00.093	09.857
9	2:02.279	18.304
17	2:03.036	23.898
13	2:01.710	23.909
22	2:00.236	24.829
24	2:05.319	29.569
43	2:05.671	32.125
79	2:05.295	3 Laps
12	2:03.810	32.692
10	2:05.741	33.445
21	2:03.223	36.362
20	2:05.145	40.849
6	1:58.386	2 Laps
14	2:05.937	44.380
23	2:09.835	51.772
93	2:07.660	53.501
51	2:09.101	56.497
11	2:05.697	3 Laps
Num	**T. Vta.**	**Dif**
Vta 11		
19	1:56.538	
7	1:56.940	01.706
8	1:58.496	05.069

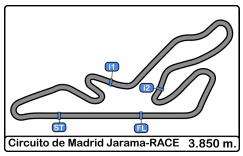

Circuito de Madrid Jarama - RACE

XI UV Endurance RACE Jarama

Carrera 8 horas resistencia

Análisis 2 Horas

Num	T. Vta.	Dif
4	1:59.082	09.805
1	1:58.104	2 Laps
2	1:58.192	11.511
9	2:02.123	23.889
13	2:00.348	27.719
22	2:01.614	29.905
17	2:04.383	31.743
12	2:00.569	36.723
24	2:06.344	39.375
79	2:04.501	3 Laps
10	2:04.829	41.736
21	2:03.093	42.917
6	1:57.544	2 Laps
43	2:10.372	45.959
20	2:06.773	51.084
14	2:07.290	55.132
3	4:13.665	1 Lap
23	2:08.108	1:03.342
93	2:07.818	1:04.781
51	2:09.594	1:09.553
11	2:05.296	3 Laps

Num	T. Vta.	Dif
Vta 12		
19	1:57.281	
7	1:57.965	02.390
8	1:59.058	06.846
4	1:58.265	10.789
1	1:58.674	2 Laps
2	1:59.270	13.500
9	2:01.801	28.409
13	2:01.441	31.879
17	2:03.271	37.733
12	2:00.063	39.505
6	2:01.115	2 Laps
24	2:06.452	48.546
79	2:06.391	3 Laps
10	2:05.583	50.038
21	2:04.792	50.428
43	2:07.434	56.112
20	2:06.946	1:00.749
14	2:09.384	1:07.235
23	2:08.867	1:14.928
93	2:08.912	1:16.412
51	2:09.938	1:22.210
11	2:04.884	3 Laps
15	6:33.754	3 Laps

Num	T. Vta.	Dif
Vta 13		
19	1:58.420	
7	1:57.328	01.298
8	1:58.442	06.868
4	1:58.070	10.439
1	1:58.710	2 Laps

Num	T. Vta.	Dif
2	1:59.583	14.663
9	2:01.841	31.830
13	2:00.983	34.442
12	2:00.542	41.627
17	2:04.077	43.390
6	1:56.984	2 Laps
79	2:04.463	3 Laps
24	2:06.129	56.255
10	2:04.738	56.356
21	2:04.745	56.753
43	2:07.605	1:05.297
20	2:07.992	1:10.321
14	2:08.761	1:17.576
23	2:08.541	1:25.049
93	2:08.545	1:26.537
22	4:53.871	1 Lap
51	2:10.482	1:34.272

Num	T. Vta.	Dif
Vta 14		
19	1:57.383	
7	1:57.640	01.555
15	2:07.866	4 Laps
8	1:59.164	08.649
4	1:57.820	10.876
1	1:58.021	2 Laps
2	1:58.128	15.408
9	2:01.850	36.297
13	2:02.147	39.206
12	2:00.405	44.649
6	1:57.359	2 Laps
17	2:03.286	49.293
10	2:04.294	1:03.267
21	2:04.398	1:03.768
24	2:07.251	1:06.123
79	2:14.071	3 Laps
43	2:07.735	1:15.649
20	2:07.104	1:20.042
14	2:07.723	1:27.916
23	2:08.851	1:36.517
93	2:08.165	1:37.319
51	2:10.345	1:47.234
16	24:27.233	11 Laps

Num	T. Vta.	Dif
Vta 15		
19	1:57.488	
7	1:58.082	02.149
8	1:58.879	10.040
4	1:58.502	11.890
1	1:58.134	2 Laps
11	4:31.340	5 Laps
2	1:58.288	16.208
15	2:07.821	4 Laps
9	2:01.968	40.777

Num	T. Vta.	Dif
13	2:00.963	42.681
6	1:57.268	2 Laps
12	2:02.898	50.059
17	2:02.363	54.168
10	2:03.595	1:09.374
21	2:04.050	1:10.330
24	2:06.734	1:15.369
79	2:04.349	3 Laps
43	2:07.118	1:25.279
20	2:08.786	1:31.340
14	2:07.157	1:37.585
23	2:08.322	1:47.351
93	2:08.462	1:48.293

Num	T. Vta.	Dif
Vta 16		
19	1:57.787	
7	1:58.506	02.868
51	2:11.225	1 Lap
8	1:58.553	10.806
4	1:59.441	13.544
1	1:58.558	2 Laps
16	2:16.321	12 Laps
2	1:59.150	17.571
15	2:06.347	4 Laps
9	2:02.212	45.202
6	1:57.202	2 Laps
18	1:36:28.300	15 Laps
13	2:01.902	46.796
12	1:59.728	52.000
17	2:03.008	59.389
10	2:04.083	1:15.670
21	2:03.796	1:16.339
79	2:04.076	3 Laps
43	2:07.689	1:35.181
20	2:07.583	1:41.136
24	2:26.933	1:44.515
14	2:06.966	1:46.764
23	2:08.342	1:57.906

Num	T. Vta.	Dif
Vta 17		
19	1:58.520	
93	2:08.348	1 Lap
7	1:58.365	02.713
8	1:58.776	11.062
22	6:36.223	4 Laps
4	1:58.755	13.779
1	1:59.162	2 Laps
51	2:11.512	1 Lap
2	2:00.924	19.975
15	2:07.294	4 Laps
6	1:57.315	2 Laps
16	2:27.390	12 Laps
9	2:01.908	48.590

Num	T. Vta.	Dif
13	2:01.429	49.705
12	2:03.159	56.639
17	2:03.505	1:04.374
10	2:03.318	1:20.468
21	2:03.410	1:21.229
79	2:04.514	3 Laps
43	2:08.058	1:44.719
20	2:08.272	1:50.888
14	2:08.067	1:56.311

Num	T. Vta.	Dif
Vta 18		
19	1:57.558	
7	1:58.389	03.544
23	2:09.095	1 Lap
8	1:58.641	12.145
93	2:09.608	1 Lap
4	1:58.134	14.355
1	1:59.578	2 Laps
22	2:06.707	4 Laps
2	2:00.264	22.681
51	2:10.591	1 Lap
15	2:07.135	4 Laps
6	1:57.901	2 Laps
9	2:00.825	51.857
13	2:01.519	53.666
11	6:45.295	7 Laps
12	2:08.120	1:07.201
17	2:03.559	1:10.375
10	2:03.495	1:26.405
21	2:04.426	1:28.097
79	2:03.835	3 Laps
16	3:02.498	12 Laps
43	2:08.474	1:55.635
18	5:07.042	16 Laps

Num	T. Vta.	Dif
Vta 19		
19	1:58.558	
3	14:47.723	8 Laps
20	2:10.623	1 Lap
14	2:07.252	1 Lap
1	1:59.341	2 Laps
4	2:02.381	18.178
23	2:09.327	1 Lap
2	2:00.030	24.153
93	2:11.494	1 Lap
22	2:06.411	4 Laps
51	2:10.907	1 Lap
6	1:56.995	2 Laps
15	2:07.877	4 Laps
9	2:01.016	54.315
13	2:01.014	56.122
11	2:04.043	7 Laps
10	2:03.818	1:31.665

Num	T. Vta.	Dif
21	2:02.884	1:32.423
12	2:24.435	1:33.078
79	2:04.920	3 Laps

Num	T. Vta.	Dif
Vta 20		
19	1:58.064	
43	2:08.109	1 Lap
16	2:16.028	13 Laps
3	2:09.375	8 Laps
20	2:09.119	1 Lap
14	2:07.307	1 Lap
1	2:01.289	2 Laps
8	4:06.110	1 Lap
4	2:01.746	21.860
2	1:58.990	25.079
23	2:07.785	1 Lap
93	2:08.667	1 Lap
22	2:05.666	4 Laps
6	1:56.988	2 Laps
7	4:40.202	1 Lap
51	2:12.310	1 Lap
9	2:01.203	57.454
13	2:00.768	58.826
15	2:07.864	4 Laps
11	2:04.315	7 Laps
12	2:01.639	1:36.653
10	2:05.041	1:38.642
21	2:04.874	1:39.233
79	2:04.266	3 Laps

Num	T. Vta.	Dif
Vta 21		
19	1:58.216	
1	1:59.996	2 Laps
14	2:06.856	1 Lap
2	1:59.716	26.579
16	2:16.275	13 Laps
3	2:12.186	8 Laps
20	2:12.181	1 Lap
6	1:57.950	2 Laps
23	2:08.869	1 Lap
93	2:10.202	1 Lap
17	5:35.971	2 Laps
22	2:17.895	4 Laps
9	2:00.997	1:00.235
13	2:01.586	1:02.196
15	2:07.027	4 Laps
51	2:16.161	1 Lap
11	2:03.738	7 Laps
12	2:00.037	1:38.474
10	2:03.040	1:43.466
21	2:03.500	1:44.517
79	2:03.626	3 Laps

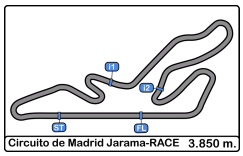

Circuito de Madrid Jarama - RACE

XI UV Endurance RACE Jarama

Carrera 8 horas resistencia

Análisis 2 Horas

Num	T. Vta.	Dif
Vta 22		
19	1:57.917	
1	1:58.974	2 Laps
2	1:59.274	27.936
18	6:28.147	19 Laps
14	2:08.461	1 Lap
6	1:58.157	2 Laps
3	2:10.287	8 Laps
20	2:10.184	1 Lap
16	2:17.363	13 Laps
4	4:29.252	1 Lap
93	2:08.034	1 Lap
43	4:52.247	2 Laps
9	2:01.010	1:03.328
13	2:04.186	1:08.465
15	2:06.757	4 Laps
22	2:29.609	4 Laps
11	2:03.324	7 Laps
12	2:01.178	1:41.735
10	2:03.510	1:49.059
21	2:03.029	1:49.629
Num	**T. Vta.**	**Dif**
Vta 23		
19	1:58.741	
79	2:04.750	4 Laps
1	1:59.722	2 Laps
2	1:58.136	27.331
6	1:58.543	2 Laps
14	2:07.750	1 Lap
18	2:14.724	19 Laps
3	2:10.131	8 Laps
20	2:10.368	1 Lap
16	2:16.165	13 Laps
9	2:01.788	1:06.375
93	2:11.747	1 Lap
13	2:03.754	1:13.478
23	4:31.036	2 Laps
7	6:30.189	3 Laps
15	2:06.789	4 Laps
11	2:03.612	7 Laps
22	2:05.575	4 Laps
12	2:01.734	1:44.728
8	7:20.164	3 Laps
10	2:04.145	1:54.463
21	2:03.801	1:54.689
Num	**T. Vta.**	**Dif**
Vta 24		
19	1:58.073	
79	2:03.239	4 Laps
51	5:01.523	3 Laps
1	1:59.768	2 Laps
2	1:59.313	28.571
6	1:57.283	2 Laps
17	5:47.665	4 Laps
14	2:07.462	1 Lap
18	2:12.860	19 Laps
3	2:09.605	8 Laps
20	2:09.530	1 Lap
9	2:01.497	1:09.799
13	2:04.205	1:19.610
16	2:17.969	13 Laps
7	2:01.308	3 Laps
15	2:06.992	4 Laps
11	2:03.043	7 Laps
22	2:04.354	4 Laps
12	2:00.359	1:47.014
Num	**T. Vta.**	**Dif**
Vta 25		
19	1:57.878	
8	2:10.052	4 Laps
21	2:03.122	1 Lap
79	2:03.052	4 Laps
1	1:58.522	2 Laps
2	1:59.586	30.279
6	1:56.855	2 Laps
17	2:10.981	4 Laps
14	2:10.007	1 Lap
9	2:01.143	1:13.064
18	2:12.635	19 Laps
3	2:10.238	8 Laps
20	2:11.362	1 Lap
13	2:03.082	1:24.814
7	2:00.113	3 Laps
16	2:13.932	13 Laps
4	6:43.739	3 Laps
11	2:06.311	7 Laps
15	2:08.515	4 Laps
22	2:04.783	4 Laps
12	2:00.976	1:50.112
43	6:47.621	4 Laps
Num	**T. Vta.**	**Dif**
Vta 26		
19	1:58.278	
21	2:03.980	1 Lap
8	2:08.678	4 Laps
79	2:03.529	4 Laps
93	5:05.987	3 Laps
1	1:57.968	2 Laps
2	1:58.636	30.637
6	1:56.619	2 Laps
17	2:08.889	4 Laps
9	2:02.052	1:16.838
14	2:10.191	1 Lap
10	5:26.689	2 Laps
3	2:09.214	8 Laps
20	2:08.083	1 Lap
7	2:00.035	3 Laps
13	2:04.747	1:31.283
18	2:14.581	19 Laps
4	1:59.438	3 Laps
11	2:03.486	7 Laps
12	2:01.974	1:53.808
15	2:06.784	4 Laps
22	2:05.560	4 Laps
Num	**T. Vta.**	**Dif**
Vta 27		
19	1:58.789	
16	2:18.413	14 Laps
21	2:04.325	1 Lap
43	2:15.833	5 Laps
8	2:09.103	4 Laps
79	2:02.872	4 Laps
1	1:59.547	2 Laps
23	7:06.376	5 Laps
2	1:59.202	31.050
6	1:56.670	2 Laps
17	2:07.595	4 Laps
9	2:00.839	1:18.888
7	1:59.381	3 Laps
14	2:12.407	1 Lap
13	2:03.350	1:35.844
3	2:10.169	8 Laps
20	2:09.897	1 Lap
4	1:59.866	3 Laps
18	2:14.476	19 Laps
12	2:00.757	1:55.776
Num	**T. Vta.**	**Dif**
Vta 28		
19	1:57.690	
11	2:04.822	8 Laps
22	2:04.561	5 Laps
15	2:06.965	5 Laps
21	2:04.641	1 Lap
16	2:15.169	14 Laps
43	2:11.664	5 Laps
79	2:03.675	4 Laps
1	1:59.357	2 Laps
2	1:57.926	31.286
8	2:09.725	4 Laps
6	1:57.870	2 Laps
23	2:09.713	5 Laps
9	2:02.684	1:23.882
17	2:09.415	4 Laps
7	1:59.195	3 Laps
13	2:04.600	1:42.754
14	2:09.457	1 Lap
4	1:58.721	3 Laps
20	2:04.966	1 Lap
3	2:10.775	8 Laps
Num	**T. Vta.**	**Dif**
Vta 29		
19	1:57.296	
12	2:01.062	1 Lap
18	2:15.495	20 Laps
11	2:06.106	8 Laps
22	2:03.418	5 Laps
15	2:06.386	5 Laps
21	2:04.575	1 Lap
1	1:59.430	2 Laps
2	2:02.052	36.042
6	1:58.600	2 Laps
16	2:15.194	14 Laps
79	2:06.396	4 Laps
8	2:09.668	4 Laps
43	2:15.947	5 Laps
93	6:24.026	5 Laps
23	2:09.645	5 Laps
9	2:00.892	1:27.478
51	11:02.525	7 Laps
7	2:00.244	3 Laps
17	2:08.102	4 Laps
4	2:02.328	3 Laps
14	2:10.867	1 Lap
Num	**T. Vta.**	**Dif**
Vta 30		
19	1:58.210	
20	2:09.398	2 Laps
10	6:27.481	5 Laps
12	2:00.471	1 Lap
3	2:10.968	9 Laps
11	2:03.675	8 Laps
22	2:03.940	5 Laps
18	2:09.082	20 Laps
15	2:07.480	5 Laps
1	1:59.162	2 Laps
21	2:05.145	1 Lap

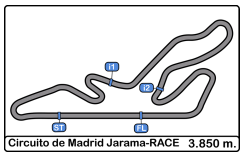

Circuito de Madrid Jarama - RACE
XI UV Endurance RACE Jarama
Carrera 8 horas resistencia
Mejores Sectores 2 Horas

	Sector - 1			Sector - 2			Sector - 3			Vuelta Ideal vs Mejor Vuelta					
Clas	Nº	Equipo	Tiempo	Nº	Equipo	Tiempo	Nº	Equipo	Tiempo	Clas	Nº	Equipo	Vta. Ideal	Mejor Vta.	Clas
1	19	FERNANDO NAVARRETE	43.968	6	GLOBAL CAR ADVISOR	38.419	19	FERNANDO NAVARRETE	32.254	1	19	FERNANDO NAVARRETE	1:54.949	1:55.145	1
2	6	GLOBAL CAR ADVISOR	44.706	19	FERNANDO NAVARRETE	38.727	2	BOYACA SPORT TEAM	32.425	2	6	GLOBAL CAR ADVISOR	1:55.776	1:56.439	2
3	7	JDM MOTOR 2	44.823	7	JDM MOTOR 2	39.059	1	RRO RACING	32.607	3	7	JDM MOTOR 2	1:56.536	1:56.940	3
4	8	JDM MOTOR 1	44.896	2	BOYACA SPORT TEAM	39.139	6	GLOBAL CAR ADVISOR	32.651	4	2	BOYACA SPORT TEAM	1:56.831	1:57.535	5
5	1	RRO RACING	44.897	4	M&M RACING TEAM	39.321	7	JDM MOTOR 2	32.654	5	1	RRO RACING	1:56.893	1:57.250	4
6	4	M&M RACING TEAM	45.016	1	RRO RACING	39.389	4	M&M RACING TEAM	32.881	6	4	M&M RACING TEAM	1:57.218	1:57.566	6
7	2	BOYACA SPORT TEAM	45.267	8	JDM MOTOR 1	39.423	8	JDM MOTOR 1	33.011	7	8	JDM MOTOR 1	1:57.330	1:57.815	7
8	12	4 TEAM	45.381	12	4 TEAM	39.736	12	4 TEAM	33.228	8	12	4 TEAM	1:58.345	1:58.633	8
9	13	ASAP RACING	45.933	13	ASAP RACING	39.741	13	ASAP RACING	33.438	9	13	ASAP RACING	1:59.112	1:59.764	9
10	22	TECSPORT - OLIMPIA	46.122	9	PUNTAL PRODUCTIONS	40.240	9	PUNTAL PRODUCTIONS	33.632	10	9	PUNTAL PRODUCTIONS	2:00.106	2:00.580	11
11	9	PUNTAL PRODUCTIONS	46.234	22	TECSPORT - OLIMPIA	40.317	22	TECSPORT - OLIMPIA	33.797	11	22	TECSPORT - OLIMPIA	2:00.236	2:00.236	10
12	24	M BOSS RACING	46.256	17	EMAN EGURRE	40.654	79	DE AUGUSTO CARRERAS	33.987	12	79	DE AUGUSTO CARRERAS	2:01.091	2:02.074	14
13	11	RR2 MOTORSPORT	46.337	79	DE AUGUSTO CARRERAS	40.681	24	M BOSS RACING	34.037	13	24	M BOSS RACING	2:01.186	2:01.784	13
14	79	DE AUGUSTO CARRERAS	46.423	11	RR2 MOTORSPORT	40.735	21	DHR	34.042	14	11	RR2 MOTORSPORT	2:01.240	2:01.636	12
15	21	DHR	46.688	24	M BOSS RACING	40.893	11	RR2 MOTORSPORT	34.168	15	21	DHR	2:01.811	2:02.151	15
16	10	PRIMERA TEAM	46.827	10	PRIMERA TEAM	40.924	10	PRIMERA TEAM	34.260	16	17	EMAN EGURRE	2:01.915	2:02.262	16
17	17	EMAN EGURRE	46.893	21	DHR	41.081	17	EMAN EGURRE	34.368	17	10	PRIMERA TEAM	2:02.011	2:02.371	17
18	43	IMARTI MOTORSPORT	46.943	43	IMARTI MOTORSPORT	41.140	43	IMARTI MOTORSPORT	34.416	18	43	IMARTI MOTORSPORT	2:02.499	2:02.865	18
19	18	PURA PASION	47.331	18	PURA PASION	41.253	18	PURA PASION	34.518	19	18	PURA PASION	2:03.102	2:03.319	19
20	20	EFICAR TEAM SAXO	47.514	20	EFICAR TEAM SAXO	42.017	14	E-PERFORMANCE	34.683	20	20	EFICAR TEAM SAXO	2:04.419	2:04.455	20
21	14	E-PERFORMANCE	47.595	14	E-PERFORMANCE	42.183	20	EFICAR TEAM SAXO	34.888	21	14	E-PERFORMANCE	2:04.461	2:04.964	21
22	3	COIMBRA SAYAGO	47.732	3	COIMBRA SAYAGO	42.485	16	SAAB ENDURANCE RACING SOCIETY	35.115	22	3	COIMBRA SAYAGO	2:05.336	2:05.649	22
23	16	SAAB ENDURANCE RACING SOCIETY	47.936	16	SAAB ENDURANCE RACING SOCIETY	42.566	3	COIMBRA SAYAGO	35.119	23	16	SAAB ENDURANCE RACING SOCIETY	2:05.617	2:06.172	23
24	15	BOYACA SAXO	48.129	93	GPLOIL-CKC	42.702	15	BOYACA SAXO	35.327	24	15	BOYACA SAXO	2:06.161	2:06.347	24
25	93	GPLOIL-CKC	48.301	15	BOYACA SAXO	42.705	93	GPLOIL-CKC	35.380	25	93	GPLOIL-CKC	2:06.383	2:06.531	25
26	23	RIGA SAXO	48.577	23	RIGA SAXO	42.708	23	RIGA SAXO	35.554	26	23	RIGA SAXO	2:06.839	2:07.519	26
27	51	AUTOCODE TORREJON	48.865	51	AUTOCODE TORREJON	43.339	51	AUTOCODE TORREJON	35.895	27	51	AUTOCODE TORREJON	2:08.099	2:08.779	27
28	25	AMAZON SPORT	52.214	25	AMAZON SPORT	47.765	25	AMAZON SPORT	39.019	28	25	AMAZON SPORT	2:18.998	2:20.713	28

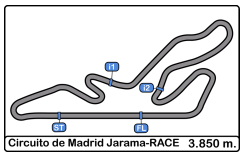

Circuito de Madrid Jarama - RACE

XI UV Endurance RACE Jarama

Carrera 8 horas resistencia

Secuencia Líder 2 Horas

Nº	Equipo	Concursante	Vehiculo	Cat	V.Inici	V. Fin	Vtas	Total
2	BOYACA SPORT TEAM	VSR MOTORSPORT	BMW 325	3	1	**4**	4	4
19	FERNANDO NAVARRETE	ULTIMA VUELTA	BMW 325I	3	5	**25**	21	21
1	RRO RACING	VSR MOTORSPORT	BMW 325	3	26	**31**	6	6
8	JDM MOTOR 1	ULTIMA VUELTA	BMW 325	3	32	**39**	8	8
7	JDM MOTOR 2	ULTIMA VUELTA	BMW E36	3	40	**48**	9	9
4	M&M RACING TEAM	ESCUDERIA CENTRO	BMW 325	3	49	**50**	2	2
2	BOYACA SPORT TEAM	VSR MOTORSPORT	BMW 325	3	51	**60**	10	14

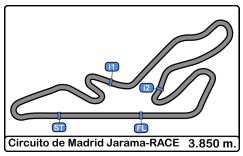

Circuito de Madrid Jarama - RACE

XI UV Endurance RACE Jarama

Carrera 8 horas resistencia

5 Mejores Tiempos 2 Horas

						Mejor 1		Mejor 2		Mejor 3		Mejor 4		Mejor 5	
Clas	**Nº**	**Equipo**	**Concursante**	**Vehiculo**	**Cat**	**Tiempo**	**Vta.**	**Tiempo**	**Vta.**	**Tiempo**	**Vta.**	**Tiempo**	**Vta.**	**Tiempo**	**Vta.**
1	**19**	FERNANDO NAVARRETE	ULTIMA VUELTA	BMW 325I	3	**1:55.145**	4	1:55.210	5	1:55.717	36	1:55.789	6	1:55.925	3
2	**6**	GLOBAL CAR ADVISOR	ULTIMA VUELTA	BMW 325	3	**1:56.439**	16	1:56.454	28	1:56.483	15	1:56.619	46	1:56.670	47
3	**7**	JDM MOTOR 2	ULTIMA VUELTA	BMW E36	3	**1:56.940**	41	1:57.291	39	1:57.328	43	1:57.640	44	1:57.770	19
4	**1**	RRO RACING	VSR MOTORSPORT	BMW 325	3	**1:57.250**	8	1:57.515	9	1:57.529	22	1:57.687	19	1:57.968	54
5	**2**	BOYACA SPORT TEAM	VSR MOTORSPORT	BMW 325	3	**1:57.535**	13	1:57.926	58	1:58.128	44	1:58.129	2	1:58.136	53
6	**4**	M&M RACING TEAM	ESCUDERIA CENTRO	BMW 325	3	**1:57.566**	16	1:57.578	17	1:57.646	24	1:57.790	21	1:57.820	44
7	**8**	JDM MOTOR 1	ULTIMA VUELTA	BMW 325	3	**1:57.815**	18	1:57.944	22	1:58.004	9	1:58.062	8	1:58.076	5
8	**12**	4 TEAM	JORGE RAMIREZ FERNANDEZ	BMW 318	2	**1:58.633**	20	1:58.663	12	1:58.985	18	1:59.077	10	1:59.098	13
9	**13**	ASAP RACING	ANDRES SANCHEZ PEREZ	HONDA CIVIC	1	**1:59.764**	16	1:59.832	17	1:59.880	9	1:59.961	23	2:00.092	20
10	**22**	TECSPORT - OLIMPIA	ULTIMA VUELTA	V. GOLF	2	**2:00.236**	40	2:01.170	20	2:01.245	28	2:01.367	38	2:01.399	22
11	**9**	PUNTAL PRODUCTIONS	MADRID HISTORICOS	BMW 325I	3	**2:00.580**	9	2:00.825	19	2:00.839	28	2:00.892	30	2:00.997	22
12	**11**	RR2 MOTORSPORT	ESCUDERIA MEDITERRANEO DE ALICANTE	V. GOLF	2	**2:01.636**	13	2:01.649	14	2:01.864	12	2:02.061	11	2:02.077	17
13	**24**	M BOSS RACING	ESCUDERIA 1000 LAGOS	V. GOLF	2	**2:01.784**	4	2:02.026	14	2:02.090	8	2:02.116	6	2:02.170	13
14	**79**	DE AUGUSTO CARRERAS	C.D. QUINTANO SPORT	BMW 325I	3	**2:02.074**	5	2:02.106	6	2:02.122	23	2:02.514	18	2:02.631	12
15	**21**	DHR	ULTIMA VUELTA	NISSAN SUNY	2	**2:02.151**	3	2:02.517	2	2:02.806	11	2:02.877	5	2:02.884	48
16	**17**	EMAN EGURRE	EMAN EGURRE	BMW 325I	3	**2:02.262**	5	2:02.363	44	2:02.414	38	2:02.521	37	2:02.525	22
17	**10**	PRIMERA TEAM	EFICAR TEAM	NISSAN PRIMERA	2	**2:02.371**	6	2:02.403	5	2:02.878	4	2:02.888	8	2:03.004	9
18	**43**	IMARTI MOTORSPORT	ESCUDERIA CERRO NEGRO	HONDA CIVIC	1	**2:02.865**	37	2:03.370	36	2:03.526	12	2:03.604	21	2:03.677	13
19	**18**	PURA PASION	VICENTE GABRIEL VALLES	AUDI TT	3	**2:03.319**	24	2:03.553	23	2:03.767	15	2:03.807	3	2:03.929	22
20	**20**	EFICAR TEAM SAXO	EFICAR TEAM	SAXO	SAXO	**2:04.455**	38	2:04.706	6	2:04.877	5	2:04.966	56	2:05.145	39
21	**14**	E-PERFORMANCE	ULTIMA VUELTA	HONDA CIVIC	1	**2:04.964**	6	2:05.058	38	2:05.085	3	2:05.099	24	2:05.370	25
22	**3**	COIMBRA SAYAGO	ULTIMA VUELTA	SAXO	SAXO	**2:05.649**	28	2:05.673	23	2:05.683	36	2:05.801	19	2:05.836	16
23	**16**	SAAB ENDURANCE RACING SOCIETY	ESCUDERIA 1000 LAGOS	SAAB 900I	2	**2:06.172**	15	2:06.285	16	2:06.667	21	2:06.746	25	2:06.753	19
24	**15**	BOYACA SAXO	VSR MOTORSPORT	SAXO	SAXO	**2:06.347**	40	2:06.386	52	2:06.757	46	2:06.784	50	2:06.789	47
25	**93**	GPLOIL-CKC	ATKMOTORSPORT MADRID	SUZUKI SWIFT	1	**2:06.531**	18	2:06.936	28	2:07.065	15	2:07.076	9	2:07.105	22
26	**23**	RIGA SAXO	RASANTE SPORT	SAXO	SAXO	**2:07.519**	13	2:07.682	16	2:07.723	6	2:07.785	47	2:07.807	8
27	**51**	AUTOCODE TORREJON	ESCUDERIA CENTRO	SAXO	SAXO	**2:08.779**	5	2:08.856	36	2:08.950	15	2:09.014	7	2:09.018	11
28	**25**	AMAZON SPORT	AECD	V. GOLF	2	**2:20.713**	5	2:21.068	4	2:21.796	9	2:22.239	7	2:22.246	2

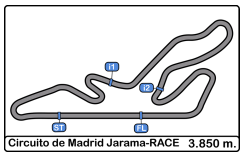

Circuito de Madrid Jarama - RACE
XI UV Endurance RACE Jarama
Carrera 8 horas resistencia
5 Mejores Velocidades 2 Horas

						Máxima 1		Máxima 2		Máxima 3		Máxima 4		Máxima 5		
Clas	**Nº**	**Equipo**	**Concursante**	**Vehiculo**	**Cat**	**Km/h**	**Vta.**	**Km/h**	**Vta.**	**Km/h**	**Vta.**	**Km/h**	**Vta.**	**Km/h**	**Vta.**	**Media**
1	**4**	M&M RACING TEAM	ESCUDERIA CENTRO	BMW 325	3	**203.0**	38	199.6	20	196.7	29	196.7	40	196.7	43	198.5
2	**19**	FERNANDO NAVARRETE	ULTIMA VUELTA	BMW 325I	3	**203.0**	25	200.7	4	200.3	35	198.1	3	196.7	6	199.8
3	**7**	JDM MOTOR 2	ULTIMA VUELTA	BMW E36	3	**201.8**	31	200.0	5	198.8	22	198.1	29	198.1	44	199.4
4	**9**	PUNTAL PRODUCTIONS	MADRID HISTORICOS	BMW 325I	3	**198.1**	30	196.7	19	196.3	20	194.5	26	192.8	27	195.7
5	**17**	EMAN EGURRE	EMAN EGURRE	BMW 325I	3	**197.8**	6	197.8	10	195.6	9	195.6	16	195.6	19	196.5
6	**12**	4 TEAM	JORGE RAMIREZ FERNANDEZ	BMW 318	2	**197.0**	20	197.0	23	196.3	19	196.0	14	196.0	16	196.5
7	**79**	DE AUGUSTO CARRERAS	C.D. QUINTANO SPORT	BMW 325I	3	**197.0**	28	194.5	49	193.8	50	193.5	34	192.5	53	194.3
8	**13**	ASAP RACING	ANDRES SANCHEZ PEREZ	HONDA CIVIC	1	**195.2**	17	194.5	8	194.2	19	194.2	48	193.8	9	194.4
9	**1**	RRO RACING	VSR MOTORSPORT	BMW 325	3	**194.9**	41	194.2	54	192.1	53	191.8	5	191.8	24	193.0
10	**6**	GLOBAL CAR ADVISOR	ULTIMA VUELTA	BMW 325	3	**194.9**	15	194.9	45	194.2	47	193.8	35	193.8	44	194.3
11	**8**	JDM MOTOR 1	ULTIMA VUELTA	BMW 325	3	**192.1**	6	191.8	5	191.1	4	189.8	7	188.8	9	190.7
12	**24**	M BOSS RACING	ESCUDERIA 1000 LAGOS	V. GOLF	2	**191.1**	6	190.8	22	190.4	23	189.1	20	189.1	21	190.1
13	**22**	TECSPORT - OLIMPIA	ULTIMA VUELTA	V. GOLF	2	**190.8**	40	190.4	20	190.4	39	189.4	38	188.8	22	190.0
14	**11**	RR2 MOTORSPORT	ESCUDERIA MEDITERRANEO DE ALICANTE	V. GOLF	2	**189.8**	46	188.4	43	188.1	41	187.5	48	186.8	44	188.1
15	**21**	DHR	ULTIMA VUELTA	NISSAN SUNY	2	**187.8**	50	186.5	9	186.5	53	185.2	3	185.2	11	186.2
16	**43**	IMARTI MOTORSPORT	ESCUDERIA CERRO NEGRO	HONDA CIVIC	1	**186.5**	38	180.9	4	180.6	21	180.3	3	179.7	22	181.6
17	**10**	PRIMERA TEAM	EFICAR TEAM	NISSAN PRIMERA	2	**183.3**	13	183.0	12	182.7	9	182.4	6	182.1	4	182.7
18	**20**	EFICAR TEAM SAXO	EFICAR TEAM	SAXO	SAXO	**181.2**	3	180.0	2	178.2	37	177.6	4	176.1	38	178.6
19	**18**	PURA PASION	VICENTE GABRIEL VALLES	AUDI TT	3	**180.9**	3	180.6	21	179.7	17	179.4	4	179.4	16	180.0
20	**14**	E-PERFORMANCE	ULTIMA VUELTA	HONDA CIVIC	1	**179.7**	5	179.4	3	178.5	49	178.2	18	178.2	26	178.8
21	**16**	SAAB ENDURANCE RACING SOCIETY	ESCUDERIA 1000 LAGOS	SAAB 900I	2	**179.4**	3	178.2	4	178.2	15	176.7	24	175.8	2	177.6
22	**3**	COIMBRA SAYAGO	ULTIMA VUELTA	SAXO	SAXO	**177.6**	3	176.1	5	176.1	6	176.1	16	175.8	2	176.4
23	**93**	GPLOIL-CKC	ATKMOTORSPORT MADRID	SUZUKI SWIFT	1	**176.4**	22	175.6	14	175.6	27	175.6	28	175.6	36	175.7
24	**23**	RIGA SAXO	RASANTE SPORT	SAXO	SAXO	**176.1**	37	175.0	2	174.4	13	174.4	15	173.9	14	174.8
25	**2**	BOYACA SPORT TEAM	VSR MOTORSPORT	BMW 325	3	**175.0**	13	173.6	46	171.1	37	169.8	8	169.5	47	171.8
26	**15**	BOYACA SAXO	VSR MOTORSPORT	SAXO	SAXO	**174.1**	40	173.3	50	173.3	51	172.2	45	171.7	46	172.9
27	**51**	AUTOCODE TORREJON	ESCUDERIA CENTRO	SAXO	SAXO	**173.6**	15	172.2	36	172.2	38	171.9	13	171.7	22	172.3
28	**25**	AMAZON SPORT	AECD	V. GOLF	2	**167.1**	5	163.8	9	162.6	2	162.6	7	158.8	6	163.0

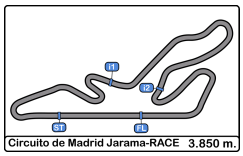

Circuito de Madrid Jarama - RACE

XI UV Endurance RACE Jarama

Carrera 8 horas resistencia

Secuencia Vueltas Rápidas 2 Horas

Vta	Hora Día	T Sesion	Nº	Equipo	Concursante	Vehiculo	Cat	TIempo	Km/h
2	13:10:08.032	4:01.032	**2**	BOYACA SPORT TEAM	VSR MOTORSPORT	BMW 325	3	**1:58.129**	117.3
2	13:10:16.491	4:09.491	**19**	FERNANDO NAVARRETE	ULTIMA VUELTA	BMW 325I	3	**1:56.457**	119.0
3	13:12:12.416	6:05.416	**19**	FERNANDO NAVARRETE	ULTIMA VUELTA	BMW 325I	3	**1:55.925**	119.5
4	13:14:07.561	8:00.561	**19**	FERNANDO NAVARRETE	ULTIMA VUELTA	BMW 325I	3	**1:55.145**	120.3

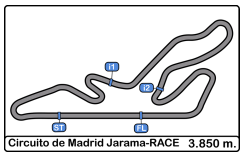

Circuito de Madrid Jarama - RACE

XI UV Endurance RACE Jarama

Carrera 8 horas resistencia

Mejor Máxima Velocidad del Evento 2 Horas

Cls	Nº	Equipo	Concursante	Vehiculo	Cat	Km/h	Sesión
1	**19**	FERNANDO NAVARRETE	ULTIMA VUELTA	BMW 325I	3	**203.0**	Carrera 8 horas resistencia
2	**4**	M&M RACING TEAM	ESCUDERIA CENTRO	BMW 325	3	**203.0**	Carrera 8 horas resistencia
3	**7**	JDM MOTOR 2	ULTIMA VUELTA	BMW E36	3	**201.8**	Carrera 8 horas resistencia
4	**2**	BOYACA SPORT TEAM	VSR MOTORSPORT	BMW 325	3	**201.4**	Entrenamiento cronometrado
5	**9**	PUNTAL PRODUCTIONS	MADRID HISTORICOS	BMW 325I	3	**198.1**	Carrera 8 horas resistencia
6	**17**	EMAN EGURRE	EMAN EGURRE	BMW 325I	3	**197.8**	Carrera 8 horas resistencia
7	**12**	4 TEAM	JORGE RAMIREZ FERNANDEZ	BMW 318	2	**197.0**	Carrera 8 horas resistencia
8	**79**	DE AUGUSTO CARRERAS	C.D. QUINTANO SPORT	BMW 325I	3	**197.0**	Carrera 8 horas resistencia
9	**13**	ASAP RACING	ANDRES SANCHEZ PEREZ	HONDA CIVIC	1	**196.3**	Entrenamiento cronometrado
10	**6**	GLOBAL CAR ADVISOR	ULTIMA VUELTA	BMW 325	3	**196.3**	Entrenamiento cronometrado
11	**1**	RRO RACING	VSR MOTORSPORT	BMW 325	3	**194.9**	Carrera 8 horas resistencia
12	**8**	JDM MOTOR 1	ULTIMA VUELTA	BMW 325	3	**193.2**	Entrenamiento Libre
13	**24**	M BOSS RACING	ESCUDERIA 1000 LAGOS	V. GOLF	2	**192.8**	Entrenamiento cronometrado
14	**22**	TECSPORT - OLIMPIA	ULTIMA VUELTA	V. GOLF	2	**190.8**	Carrera 8 horas resistencia
15	**11**	RR2 MOTORSPORT	ESCUDERIA MEDITERRANEO DE ALICANTE	V. GOLF	2	**189.8**	Carrera 8 horas resistencia
16	**21**	DHR	ULTIMA VUELTA	NISSAN SUNY	2	**187.8**	Carrera 8 horas resistencia
17	**43**	IMARTI MOTORSPORT	ESCUDERIA CERRO NEGRO	HONDA CIVIC	1	**186.5**	Carrera 8 horas resistencia
18	**10**	PRIMERA TEAM	EFICAR TEAM	NISSAN PRIMERA	2	**183.9**	Entrenamiento cronometrado
19	**20**	EFICAR TEAM SAXO	EFICAR TEAM	SAXO	SAXO	**181.2**	Carrera 8 horas resistencia
20	**18**	PURA PASION	VICENTE GABRIEL VALLES	AUDI TT	3	**180.9**	Carrera 8 horas resistencia
21	**14**	E-PERFORMANCE	ULTIMA VUELTA	HONDA CIVIC	1	**179.7**	Carrera 8 horas resistencia
22	**16**	SAAB ENDURANCE RACING SOCIETY	ESCUDERIA 1000 LAGOS	SAAB 900I	2	**179.4**	Carrera 8 horas resistencia
23	**3**	COIMBRA SAYAGO	ULTIMA VUELTA	SAXO	SAXO	**177.6**	Carrera 8 horas resistencia
24	**93**	GPLOIL-CKC	ATKMOTORSPORT MADRID	SUZUKI SWIFT	1	**176.4**	Carrera 8 horas resistencia
25	**23**	RIGA SAXO	RASANTE SPORT	SAXO	SAXO	**176.1**	Carrera 8 horas resistencia
26	**5**	NO BRAIN TEAM	ULTIMA VUELTA	BMW 325	3	**175.8**	Entrenamiento Libre
27	**15**	BOYACA SAXO	VSR MOTORSPORT	SAXO	SAXO	**174.1**	Carrera 8 horas resistencia
28	**51**	AUTOCODE TORREJON	ESCUDERIA CENTRO	SAXO	SAXO	**173.6**	Carrera 8 horas resistencia
29	**25**	AMAZON SPORT	AECD	V. GOLF	2	**169.2**	Entrenamiento cronometrado

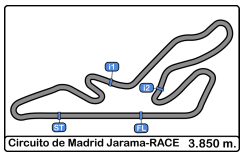

Circuito de Madrid Jarama - RACE

XI UV Endurance RACE Jarama

Carrera 8 horas resistencia

Cuentavueltas 2 Horas

VTA

Nr	Pos	Grid	1	2	3	4	5	6	7	8	9	10	11	12	13	14	15	16	17	18	19	20	21	22	23	24	25	26	27	28	29	30
2	**1**	2	1	8	8	8	8	8	8	8	8	19	19	19	19	19	19	19	19	19	19	19	19	19	19	19	19	19	19	19	19	19
7	**2**	7	8	2	2	2	2	2	2	7	7	7	7	7	7	7	7	7	7	7	4	4	2	2	2	2	2	2	2	2	2	
1	**3**	1	2	24	24	24	24	24	7	19	19	8	8	8	8	8	8	8	8	8	2	2	9	9	9	9	9	9	9	9	9	
4	**4**	4	24	7	7	7	7	7	19	2	4	4	4	4	4	4	4	4	4	4	9	9	13	13	13	13	13	13	13	13	12	
13	**5**	13	11	4	4	4	4	4	4	4	2	2	2	2	2	2	2	2	2	2	13	13	12	12	12	12	12	12	12	12	21	
8	**6**	8	7	9	9	9	9	9	9	9	9	9	9	9	9	9	9	9	9	9	10	12	10	10	10	21	21	21	21	21		
12	**7**	12	4	17	17	17	17	17	24	17	17	17	13	13	13	13	13	13	13	13	21	10	21	21	21	14	14	14	14	14		
24	**8**	24	9	10	10	10	10	10	17	24	13	13	22	17	12	12	12	12	12	12	12	21	14	14	14	20	20	20	20	20		
22	**9**	22	17	23	19	23	23	23	10	13	24	22	17	12	17	17	17	17	17	17	43	14	20	20	20	1	1	1	1	1		
43	**10**	43	21	21	23	19	19	19	43	43	22	24	12	24	24	10	10	10	10	10	20	20	4	93	1	6	6	6	6			
11	**11**	11	10	19	93	93	93	93	13	22	43	43	24	10	10	21	21	21	21	21	14	23	93	1	6	10	7	7				
10	**12**	10	16	93	43	43	43	43	22	10	10	12	10	21	21	24	24	43	43	43	8	93	1	6	93	7	4	4				
17	**13**	17	23	43	13	13	13	13	23	12	12	10	21	43	43	43	43	20	20	20	23	51	6	7	7	4	79					
21	**14**	21	19	13	15	15	15	15	93	21	21	21	43	20	20	20	20	24	14	14	93	1	23	4	4	79	8					
14	**15**	14	93	15	51	51	51	51	20	20	20	20	20	14	14	14	14	14	23	23	7	6	51	8	8	8	17					
18	**16**	18	6	51	14	14	14	14	15	23	14	14	14	23	23	23	23	23	93	93	51	43	7	79	79	17	10					
20	**17**	20	43	14	20	20	20	20	14	14	23	23	23	93	93	93	93	93	51	51	1	7	8	17	17	22	22					
93	**18**	93	13	20	22	22	22	22	12	3	3	93	93	51	51	51	51	51	1	1	6	8	79	15	22	15	15					
79	**19**	79	15	22	12	12	12	12	3	93	93	51	51	22	1	1	1	1	6	6	17	79	17	22	15	43						
23	**20**	23	51	12	3	3	3	3	21	51	51	3	1	1	6	6	6	6	79	79	79	17	15	43	43	93						
3	**21**	3	14	3	21	21	21	21	51	15	1	1	6	6	79	79	79	79	22	15	15	15	22	23	23	23						
16	**22**	16	20	1	1	1	1	1	1	1	6	6	79	79	22	22	22	22	15	22	22	22	43	51								
15	**23**	15	22	16	6	6	6	6	6	6	79	79	15	15	15	15	15	15	11	11	11	11	11	11								
51	**24**	51	12	6	79	79	79	79	79	79	11	15	11	11	11	11	11	11	3	3	3	3	3									
25	**25**	25	3	11	11	11	11	11	11	11	15	11	3	3	3	3	3	3														
6	**26**	6	79	79	16	16	16	16	16	16	16	16	16	16	16	16	16															
5	**27**	5	25	25	18	18	18	18	18	18	18	18																				
9	**28**	9	18	18																												
19	**29**	19																														

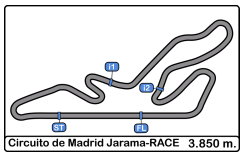

Circuito de Madrid Jarama - RACE

XI UV Endurance RACE Jarama

Carrera 8 horas resistencia

Cuentavueltas Gráfico 2 Horas

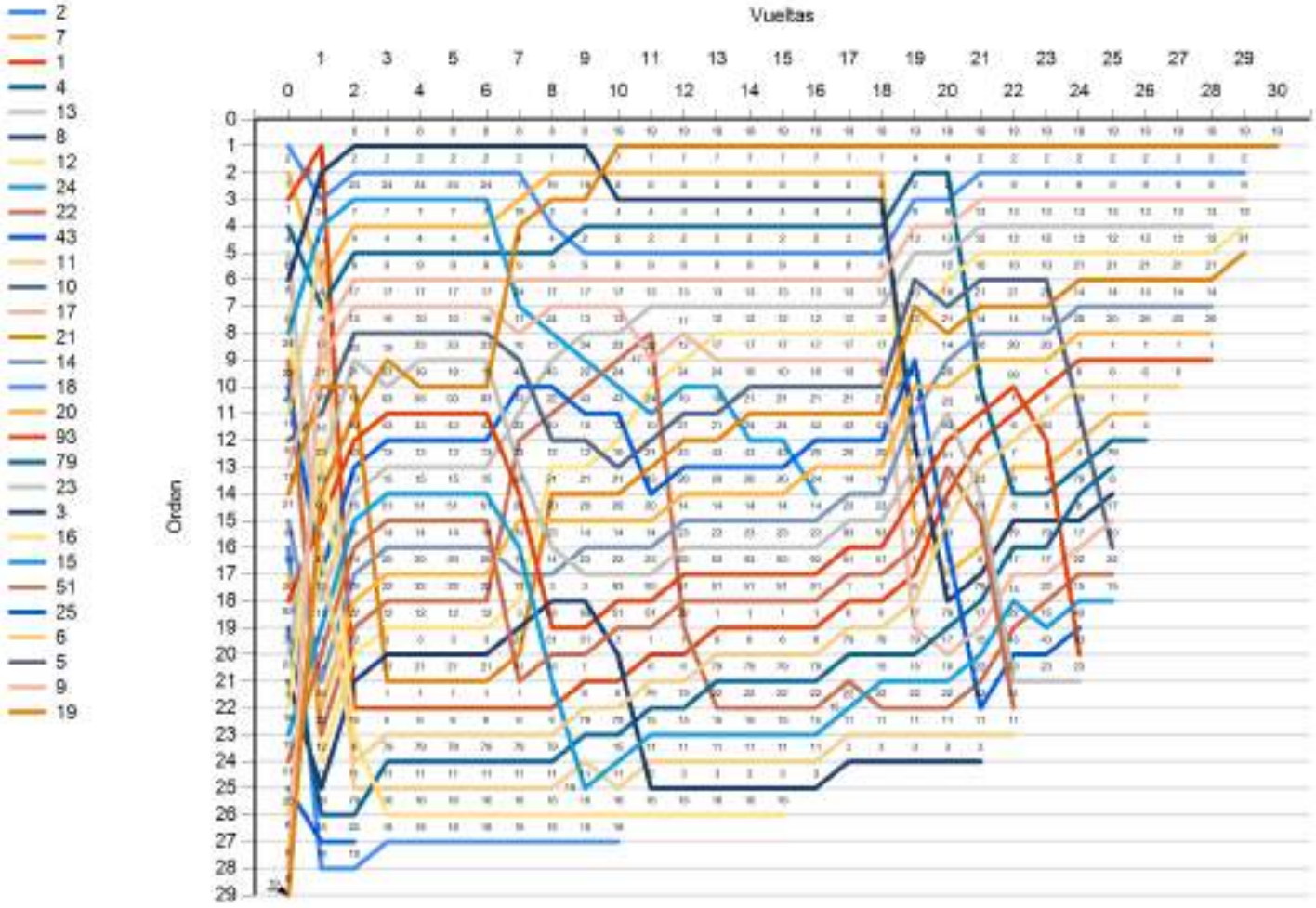

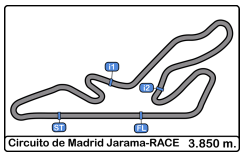

Circuito de Madrid Jarama - RACE

XI UV Endurance RACE Jarama

Carrera 8 horas resistencia

Tiempos Parada en Pit 2 Horas

Nº	Tiempo Día	Equipo	Concursante	Vehiculo	Cat	T. Entrada	Nº Parada	Tiempo Pit	Handicap	Diferencia
25	14:06:28.889	AMAZON SPORT	AECD	V. GOLF	2	1:00:22.023	1	11:32.920		
79	14:08:04.955	DE AUGUSTO CARRERAS	C.D. QUINTANO SPORT	BMW 325I	3	1:01:58.089	1	8:13.057		
1	14:09:52.306	RRO RACING	VSR MOTORSPORT	BMW 325	3	1:03:45.440	1	7:07.195		
11	14:11:18.521	RR2 MOTORSPORT	ESCUDERIA MEDITERRANEO DE ALICANTE	V. GOLF	2	1:05:11.655	1	9:33.602		
21	14:11:21.764	DHR	ULTIMA VUELTA	NISSAN SUNY	2	1:05:14.898	1	1:07.409		
16	14:11:26.345	SAAB ENDURANCE RACING SOCIETY	ESCUDERIA 1000 LAGOS	SAAB 900I	2	1:05:19.479	1	26:09.128		
6	14:11:30.539	GLOBAL CAR ADVISOR	ULTIMA VUELTA	BMW 325	3	1:05:23.673	1	7:09.105		
15	14:26:45.054	BOYACA SAXO	VSR MOTORSPORT	SAXO	SAXO	1:20:38.188	1	7:03.125		
3	14:30:57.983	COIMBRA SAYAGO	ULTIMA VUELTA	SAXO	SAXO	1:24:51.117	1	14:42.958		
22	14:34:38.158	TECSPORT - OLIMPIA	ULTIMA VUELTA	V. GOLF	2	1:28:31.292	1	7:18.251		
11	14:37:44.648	RR2 MOTORSPORT	ESCUDERIA MEDITERRANEO DE ALICANTE	V. GOLF	2	1:31:37.782	2	7:04.581		
16	14:44:30.107	SAAB ENDURANCE RACING SOCIETY	ESCUDERIA 1000 LAGOS	SAAB 900I	2	1:38:23.241	2	54.714		
18	14:44:56.685	PURA PASION	VICENTE GABRIEL VALLES	AUDI TT	3	1:38:49.819	1	7:04.827		
12	14:46:49.448	4 TEAM	JORGE RAMIREZ FERNANDEZ	BMW 318	2	1:40:42.582	1	29.340		
7	14:47:53.475	JDM MOTOR 2	ULTIMA VUELTA	BMW E36	3	1:41:46.609	1	7:06.650		
8	14:48:01.700	JDM MOTOR 1	ULTIMA VUELTA	BMW 325	3	1:41:54.834	1	7:16.586		
17	14:49:05.463	EMAN EGURRE	EMAN EGURRE	BMW 325I	3	1:42:58.597	1	7:03.787		
43	14:52:03.036	IMARTI MOTORSPORT	ESCUDERIA CERRO NEGRO	HONDA CIVIC	1	1:45:56.170	1	7:08.743		
4	14:52:10.449	M&M RACING TEAM	ESCUDERIA CENTRO	BMW 325	3	1:46:03.583	1	7:06.879		
22	14:52:33.848	TECSPORT - OLIMPIA	ULTIMA VUELTA	V. GOLF	2	1:46:26.982	2	30.319		
23	14:54:37.197	RIGA SAXO	RASANTE SPORT	SAXO	SAXO	1:48:30.331	1	7:17.140		
51	14:55:11.114	AUTOCODE TORREJON	ESCUDERIA CENTRO	SAXO	SAXO	1:49:04.248	1	11:37.675		
93	14:59:03.309	GPLOIL-CKC	ATKMOTORSPORT MADRID	SUZUKI SWIFT	1	1:52:56.443	1	7:06.119		
10	14:59:50.981	PRIMERA TEAM	EFICAR TEAM	NISSAN PRIMERA	2	1:53:44.115	1	7:26.288		

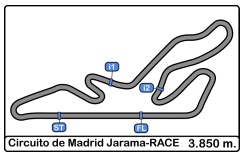

Circuito de Madrid Jarama - RACE
XI UV Endurance RACE Jarama
Carrera 8 horas resistencia
Informe Meteorológico 2 Horas

Temperatura Aire

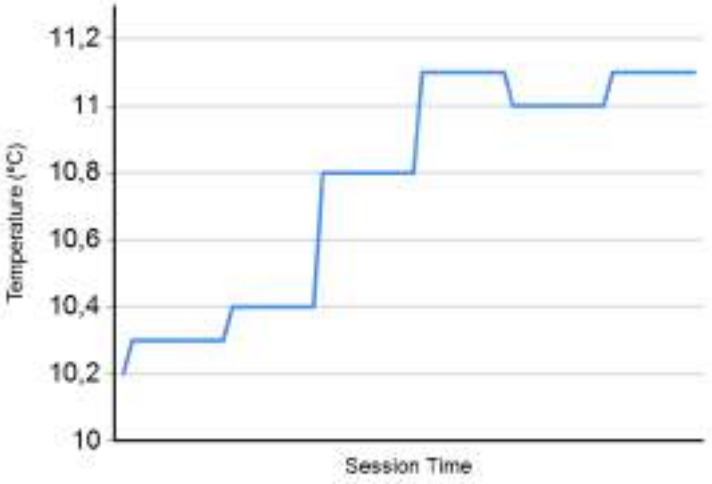

Temperatura Pista

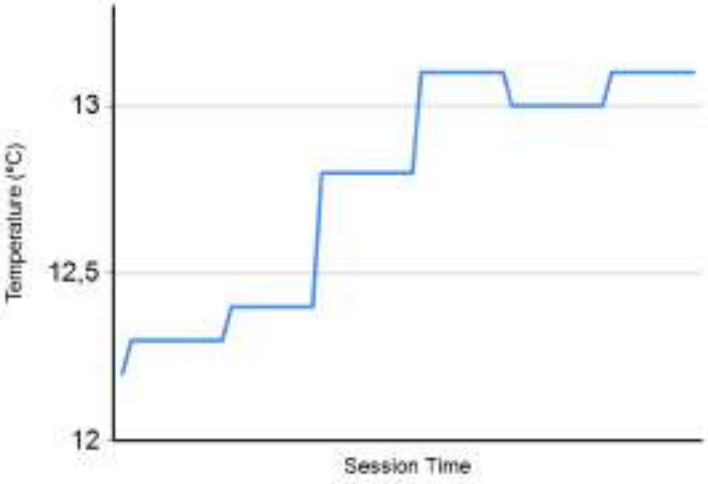

Humedad

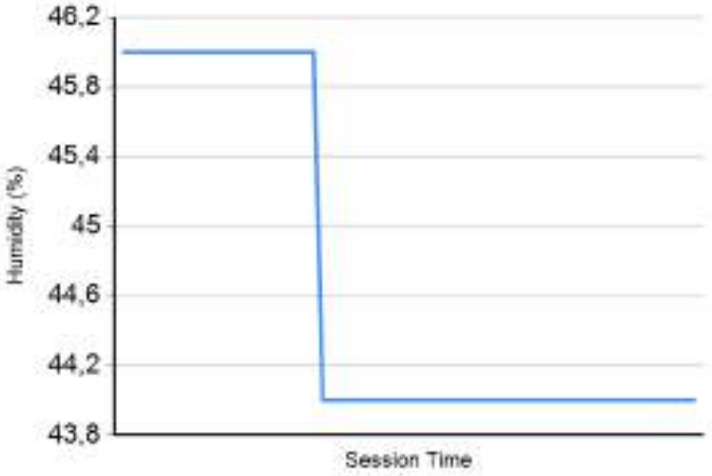

Presión

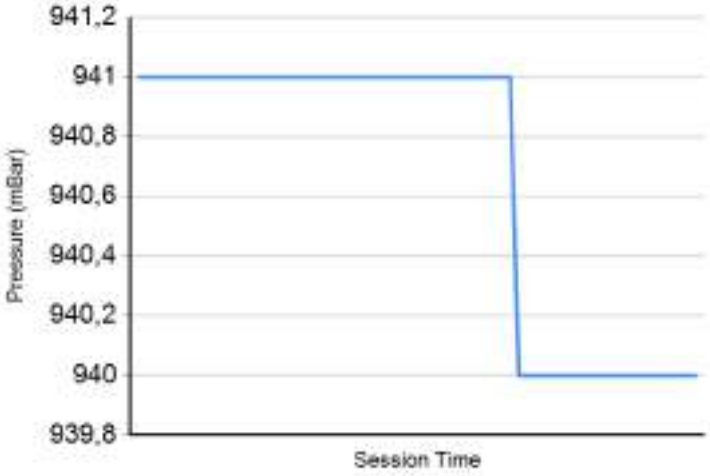

Velocidad Viento

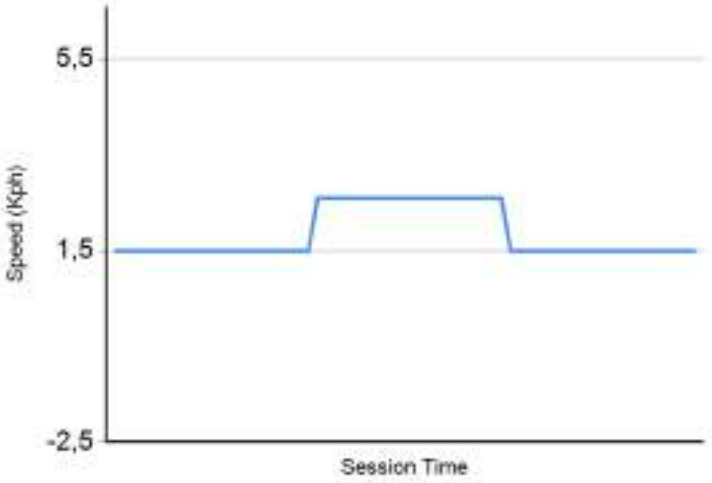

Dirección Viento

Norte = 0°/360° Este = 90° Sur = 180° Oeste= 270°

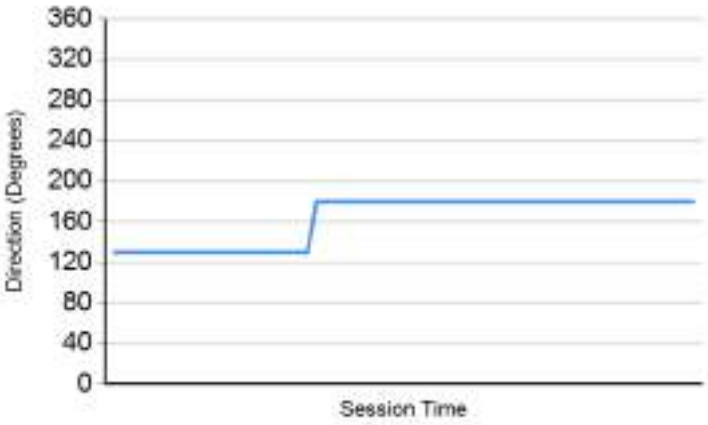

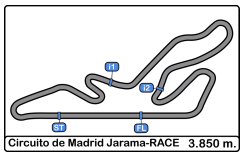

Circuito de Madrid Jarama - RACE

XI UV Endurance RACE Jarama

Carrera 8 horas resistencia

Resultados Provisionales 3 Horas

Cls	Nº	Equipo	Concursante	Vehiculo	Cat	Cl	N.V.	Tiempo	Dif 1º	Dif Ant.	Km/h	V.R.	Tiempo	Km/h
1	**1**	RRO RACING	VSR MOTORSPORT	BMW 325	3	1	82	**3:00:33.412**			104.9	8	1:57.250	118.2
2	**13**	ASAP RACING	ANDRES SANCHEZ PEREZ	HONDA CIVIC	1	1	82	**3:00:45.394**	11.982	11.982	104.7	75	1:59.278	116.1
3	**22**	TECSPORT - OLIMPIA	ULTIMA VUELTA	V. GOLF	2	1	82	**3:01:52.917**	1:19.505	1:07.523	104.1	40	2:00.236	115.2
4	**7**	JDM MOTOR 2	ULTIMA VUELTA	BMW E36	3	2	82	**3:02:00.402**	1:26.990	7.485	104.0	41	1:56.940	118.5
5	**2**	BOYACA SPORT TEAM	VSR MOTORSPORT	BMW 325	3	3	82	**3:02:01.618**	1:28.206	1.216	104.0	13	1:57.535	117.9
6	**8**	JDM MOTOR 1	ULTIMA VUELTA	BMW 325	3	4	81	**3:01:01.535**	1 Vta	1 Vta	103.3	18	1:57.815	117.6
7	**4**	M&M RACING TEAM	ESCUDERIA CENTRO	BMW 325	3	5	81	**3:01:20.403**	1 Vta	18.868	103.1	16	1:57.566	117.8
8	**21**	DHR	ULTIMA VUELTA	NISSAN SUNY	2	2	81	**3:02:18.445**	1 Vta	58.042	102.6	3	2:02.151	113.4
9	**19**	FERNANDO NAVARRETE	ULTIMA VUELTA	BMW 325I	3	6	81	**3:02:28.051**	1 Vta	9.606	102.5	4	1:55.145	120.3
10	**10**	PRIMERA TEAM	EFICAR TEAM	NISSAN PRIMERA	2	3	80	**3:00:26.887**	2 Vtas	1 Vta	102.4	6	2:02.371	113.2
11	**20**	EFICAR TEAM SAXO	EFICAR TEAM	SAXO	SAXO	1	80	**3:01:05.432**	2 Vtas	38.545	102.0	38	2:04.455	111.3
12	**43**	IMARTI MOTORSPORT	ESCUDERIA CERRO NEGRO	HONDA CIVIC	1	2	79	**3:00:35.273**	3 Vtas	1 Vta	101.0	37	2:02.865	112.8
13	**14**	E-PERFORMANCE	ULTIMA VUELTA	HONDA CIVIC	1	3	79	**3:01:09.401**	3 Vtas	34.128	100.7	6	2:04.964	110.9
14	**23**	RIGA SAXO	RASANTE SPORT	SAXO	SAXO	2	78	**3:00:43.357**	4 Vtas	1 Vta	99.6	13	2:07.519	108.6
15	**17**	EMAN EGURRE	EMAN EGURRE	BMW 325I	3	7	78	**3:02:30.981**	4 Vtas	1:47.624	98.7	5	2:02.262	113.3
16	**15**	BOYACA SAXO	VSR MOTORSPORT	SAXO	SAXO	3	77	**3:02:17.718**	5 Vtas	1 Vta	97.5	40	2:06.347	109.6
17	**3**	COIMBRA SAYAGO	ULTIMA VUELTA	SAXO	SAXO	4	76	**3:01:06.575**	6 Vtas	1 Vta	96.9	28	2:05.649	110.3
18	**51**	AUTOCODE TORREJON	ESCUDERIA CENTRO	SAXO	SAXO	5	75	**3:00:46.945**	7 Vtas	1 Vta	95.8	70	2:08.192	108.1
19	**93**	GPLOIL-CKC	ATKMOTORSPORT MADRID	SUZUKI SWIFT	1	4	74	**3:00:45.578**	8 Vtas	1 Vta	94.5	18	2:06.531	109.5
20	**11**	RR2 MOTORSPORT	ESCUDERIA MEDITERRANEO DE ALICANTE	V. GOLF	2	4	74	**3:01:46.951**	8 Vtas	1:01.373	94.0	13	2:01.636	113.9
21	**6**	GLOBAL CAR ADVISOR	ULTIMA VUELTA	BMW 325	3	8	74	**3:01:52.372**	8 Vtas	5.421	93.9	16	1:56.439	119.0
22	**79**	DE AUGUSTO CARRERAS	C.D. QUINTANO SPORT	BMW 325I	3	9	70	**3:01:20.389**	12 Vtas	4 Vtas	89.1	5	2:02.074	113.5
23	**18**	PURA PASION	VICENTE GABRIEL VALLES	AUDI TT	3	10	64	**3:00:34.167**	18 Vtas	6 Vtas	81.8	24	2:03.319	112.3
24	**12**	4 TEAM	JORGE RAMIREZ FERNANDEZ	BMW 318	2	5	63	**2:24:52.800**	19 Vtas	1 Vta	100.4	20	1:58.633	116.8
No clasificados: (Requerimiento: 75% del numero de vueltas del lider = 62 Vueltas)														
	16	SAAB ENDURANCE RACING SOCIETY	ESCUDERIA 1000 LAGOS	SAAB 900I	2	6	54	**2:26:05.299**	28 Vtas	9 Vtas	85.3	15	2:06.172	109.8
	9	PUNTAL PRODUCTIONS	MADRID HISTORICOS	BMW 325I	3	11	54	**3:00:41.062**	28 Vtas	34:35.763	69.0	51	1:58.618	116.8
	24	M BOSS RACING	ESCUDERIA 1000 LAGOS	V. GOLF	2	7	45	**1:37:27.231**	37 Vtas	9 Vtas	106.6	4	2:01.784	113.8
	25	AMAZON SPORT	AECD	V. GOLF	2	8	43	**3:02:06.605**	39 Vtas	2 Vtas	54.5	26	2:14.801	102.8
	5	NO BRAIN TEAM	ULTIMA VUELTA	BMW 325	3	12	15	**3:02:30.411**	67 Vtas	28 Vtas	18.9	15	1:59.631	115.8

Vta. rápida de FERNANDO NAVARRETE en 1:55.145 a 120.3 Km/h en la vuelta 4

Publicada a las:.....

Temp. Pista: **11.5 °C** Temp. Aire: **9.5 °C** Humedad: **48 %** Estado Pista: **SECA**

Director de Carrera:

Fco. Javier SOLER

Cronometrador:

Jesús García Núñez

JOB-1604-ESP/M

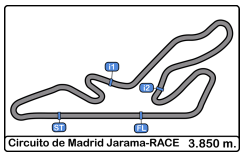

Circuito de Madrid Jarama - RACE

XI UV Endurance RACE Jarama

Carrera 8 horas resistencia

Resultados Provisionales por Categoría 3 Horas

Trofeo ÚLTIMA VUELTA Endurance JARAMA RACE 'Clase 1'

Cls	Nº	Equipo	Concursante	Vehiculo	Cat	Cl	N.V.	Tiempo	Dif 1º	Dif Ant.	Km/h	V.R.	Tiempo	Km/h
1	**13**	ASAP RACING	ANDRES SANCHEZ PEREZ	HONDA CIVIC	1	1	82	**3:00:45.3**			104.7	75	1:59.278	116.1
2	**43**	IMARTI MOTORSPORT	ESCUDERIA CERRO NEGRO	HONDA CIVIC	1	2	79	**3:00:35.2**	3 Vtas	3 Vtas	101.0	37	2:02.865	112.8
3	**14**	E-PERFORMANCE	ULTIMA VUELTA	HONDA CIVIC	1	3	79	**3:01:09.4**	3 Vtas	34.128	100.7	6	2:04.964	110.9
4	**93**	GPLOIL-CKC	ATKMOTORSPORT MADRID	SUZUKI SWIFT	1	4	74	**3:00:45.5**	8 Vtas	5 Vtas	94.5	18	2:06.531	109.5

Trofeo ÚLTIMA VUELTA Endurance JARAMA RACE 'Clase 3'

Cls	Nº	Equipo	Concursante	Vehiculo	Cat	Cl	N.V.	Tiempo	Dif 1º	Dif Ant.	Km/h	V.R.	Tiempo	Km/h
1	**1**	RRO RACING	VSR MOTORSPORT	BMW 325	3	1	82	**3:00:33.4**			104.9	8	1:57.250	118.2
2	**7**	JDM MOTOR 2	ULTIMA VUELTA	BMW E36	3	2	82	**3:02:00.4**	1:26.990	1:26.990	104.0	41	1:56.940	118.5
3	**2**	BOYACA SPORT TEAM	VSR MOTORSPORT	BMW 325	3	3	82	**3:02:01.6**	1:28.206	1.216	104.0	13	1:57.535	117.9
4	**8**	JDM MOTOR 1	ULTIMA VUELTA	BMW 325	3	4	81	**3:01:01.5**	1 Vta	1 Vta	103.3	18	1:57.815	117.6
5	**4**	M&M RACING TEAM	ESCUDERIA CENTRO	BMW 325	3	5	81	**3:01:20.4**	1 Vta	18.868	103.1	16	1:57.566	117.8
6	**19**	FERNANDO NAVARRETE	ULTIMA VUELTA	BMW 325I	3	6	81	**3:02:28.0**	1 Vta	1:07.648	102.5	4	1:55.145	120.3
7	**17**	EMAN EGURRE	EMAN EGURRE	BMW 325I	3	7	78	**3:02:30.9**	4 Vtas	3 Vtas	98.7	5	2:02.262	113.3
8	**6**	GLOBAL CAR ADVISOR	ULTIMA VUELTA	BMW 325	3	8	74	**3:01:52.3**	8 Vtas	4 Vtas	93.9	16	1:56.439	119.0
9	**79**	DE AUGUSTO CARRERAS	C.D. QUINTANO SPORT	BMW 325I	3	9	70	**3:01:20.3**	12 Vtas	4 Vtas	89.1	5	2:02.074	113.5
10	**18**	PURA PASION	VICENTE GABRIEL VALLES	AUDI TT	3	10	64	**3:00:34.1**	18 Vtas	6 Vtas	81.8	24	2:03.319	112.3
No clasificados: (Requerimiento: 75% del numero de vueltas del lider = 62 Vueltas)														
	9	PUNTAL PRODUCTIONS	MADRID HISTORICOS	BMW 325I	3	11	54	**3:00:41.0**	28 Vtas	10 Vtas	69.0	51	1:58.618	116.8
	5	NO BRAIN TEAM	ULTIMA VUELTA	BMW 325	3	12	15	**3:02:30.4**	67 Vtas	39 Vtas	18.9	15	1:59.631	115.8

Trofeo ÚLTIMA VUELTA Endurance JARAMA RACE 'Clase 2'

Cls	Nº	Equipo	Concursante	Vehiculo	Cat	Cl	N.V.	Tiempo	Dif 1º	Dif Ant.	Km/h	V.R.	Tiempo	Km/h
1	**22**	TECSPORT - OLIMPIA	ULTIMA VUELTA	V. GOLF	2	1	82	**3:01:52.9**			104.1	40	2:00.236	115.2
2	**21**	DHR	ULTIMA VUELTA	NISSAN SUNY	2	2	81	**3:02:18.4**	1 Vta	1 Vta	102.6	3	2:02.151	113.4
3	**10**	PRIMERA TEAM	EFICAR TEAM	NISSAN PRIMERA	2	3	80	**3:00:26.8**	2 Vtas	1 Vta	102.4	6	2:02.371	113.2
4	**11**	RR2 MOTORSPORT	ESCUDERIA MEDITERRANEO DE ALICANTE	V. GOLF	2	4	74	**3:01:46.9**	8 Vtas	6 Vtas	94.0	13	2:01.636	113.9
5	**12**	4 TEAM	JORGE RAMIREZ FERNANDEZ	BMW 318	2	5	63	**2:24:52.8**	19 Vtas	11 Vtas	100.4	20	1:58.633	116.8
No clasificados: (Requerimiento: 75% del numero de vueltas del lider = 62 Vueltas)														
	16	SAAB ENDURANCE RACING SOCIETY	ESCUDERIA 1000 LAGOS	SAAB 900I	2	6	54	**2:26:05.2**	28 Vtas	9 Vtas	85.3	15	2:06.172	109.8
	24	M BOSS RACING	ESCUDERIA 1000 LAGOS	V. GOLF	2	7	45	**1:37:27.2**	37 Vtas	9 Vtas	106.6	4	2:01.784	113.8
	25	AMAZON SPORT	AECD	V. GOLF	2	8	43	**3:02:06.6**	39 Vtas	2 Vtas	54.5	26	2:14.801	102.8

Copa SAXO Endurance

Cls	Nº	Equipo	Concursante	Vehiculo	Cat	Cl	N.V.	Tiempo	Dif 1º	Dif Ant.	Km/h	V.R.	Tiempo	Km/h
1	**20**	EFICAR TEAM SAXO	EFICAR TEAM	SAXO	SAXO	1	80	**3:01:05.4**			102.0	38	2:04.455	111.3
2	**23**	RIGA SAXO	RASANTE SPORT	SAXO	SAXO	2	78	**3:00:43.3**	2 Vtas	2 Vtas	99.6	13	2:07.519	108.6
3	**15**	BOYACA SAXO	VSR MOTORSPORT	SAXO	SAXO	3	77	**3:02:17.7**	3 Vtas	1 Vta	97.5	40	2:06.347	109.6
4	**3**	COIMBRA SAYAGO	ULTIMA VUELTA	SAXO	SAXO	4	76	**3:01:06.5**	4 Vtas	1 Vta	96.9	28	2:05.649	110.3
5	**51**	AUTOCODE TORREJON	ESCUDERIA CENTRO	SAXO	SAXO	5	75	**3:00:46.9**	5 Vtas	1 Vta	95.8	70	2:08.192	108.1

Vta. rápida de FERNANDO NAVARRETE en 1:55.145 a 120.3 Km/h en la vuelta 4

Publicada a las:.....

Temp. Pista: **11.5 °C** Temp. Aire: **9.5 °C** Humedad: **48 %** Estado Pista: **SECA**

Director de Carrera:

Fco. Javier SOLER

Cronometrador:

Jesús García Núñez

JOB-1604-ESP/M

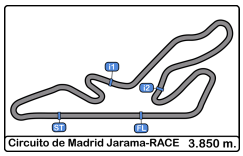

Circuito de Madrid Jarama - RACE

XI UV Endurance RACE Jarama

Carrera 8 horas resistencia

Clasificación Provisional por Vuelta Rápida de Piloto 3 Horas

Clas	Nº	Equipo	Concursante	Vehiculo	Cat	Clas	N.V.	V.R.	Tiempo	Dif 1º	Dif Ant.	Km/h
1	**6**	GLOBAL CAR ADVISOR	ULTIMA VUELTA	BMW 325	3	1	26	**3**	**1:56.591**			118.8
2	**19**	FERNANDO NAVARRETE	ULTIMA VUELTA	BMW 325I	3	2	25	**4**	**1:57.354**	0.763	0.763	118.1
3	**1**	RRO RACING	VSR MOTORSPORT	BMW 325	3	3	25	**20**	**1:57.609**	1.018	0.255	117.8
4	**4**	M&M RACING TEAM	ESCUDERIA CENTRO	BMW 325	3	4	26	**11**	**1:57.817**	1.226	0.208	117.6
5	**2**	BOYACA SPORT TEAM	VSR MOTORSPORT	BMW 325	3	5	24	**15**	**1:58.004**	1.413	0.187	117.4
6	**7**	JDM MOTOR 2	ULTIMA VUELTA	BMW E36	3	6	27	**19**	**1:58.369**	1.778	0.365	117.0
7	**9**	PUNTAL PRODUCTIONS	MADRID HISTORICOS	BMW 325I	3	7	25	**22**	**1:58.618**	2.027	0.249	116.8
8	**13**	ASAP RACING	ANDRES SANCHEZ PEREZ	HONDA CIVIC	1	1	24	**17**	**1:59.278**	2.687	0.660	116.1
9	**5**	NO BRAIN TEAM	ULTIMA VUELTA	BMW 325	3	8	15	**15**	**1:59.631**	3.040	0.353	115.8
10	**12**	4 TEAM	JORGE RAMIREZ FERNANDEZ	BMW 318	2	1	8	**6**	**2:01.034**	4.443	1.403	114.5
11	**79**	DE AUGUSTO CARRERAS	C.D. QUINTANO SPORT	BMW 325I	3	9	17	**17**	**2:02.164**	5.573	1.130	113.4
12	**11**	RR2 MOTORSPORT	ESCUDERIA MEDITERRANEO DE ALICANTE	V. GOLF	2	2	24	**20**	**2:02.389**	5.798	0.225	113.2
13	**8**	JDM MOTOR 1	ULTIMA VUELTA	BMW 325	3	10	27	**23**	**2:02.403**	5.812	0.014	113.2
14	**22**	TECSPORT - OLIMPIA	ULTIMA VUELTA	V. GOLF	2	3	28	**8**	**2:03.132**	6.541	0.729	112.5
15	**18**	PURA PASION	VICENTE GABRIEL VALLES	AUDI TT	3	11	27	**17**	**2:05.054**	8.463	1.922	110.8
16	**21**	DHR	ULTIMA VUELTA	NISSAN SUNY	2	4	24	**17**	**2:05.425**	8.834	0.371	110.5
17	**43**	IMARTI MOTORSPORT	ESCUDERIA CERRO NEGRO	HONDA CIVIC	1	2	27	**25**	**2:06.290**	9.699	0.865	109.7
18	**15**	BOYACA SAXO	VSR MOTORSPORT	SAXO	SAXO	1	25	**12**	**2:06.442**	9.851	0.152	109.6
19	**20**	EFICAR TEAM SAXO	EFICAR TEAM	SAXO	SAXO	2	24	**2**	**2:06.507**	9.916	0.065	109.5
20	**10**	PRIMERA TEAM	EFICAR TEAM	NISSAN PRIMERA	2	5	27	**17**	**2:06.534**	9.943	0.027	109.5
21	**17**	EMAN EGURRE	EMAN EGURRE	BMW 325I	3	12	25	**4**	**2:06.741**	10.150	0.207	109.3
22	**93**	GPLOIL-CKC	ATKMOTORSPORT MADRID	SUZUKI SWIFT	1	3	23	**21**	**2:08.100**	11.509	1.359	108.1
23	**51**	AUTOCODE TORREJON	ESCUDERIA CENTRO	SAXO	SAXO	3	26	**21**	**2:08.192**	11.601	0.092	108.1
24	**14**	E-PERFORMANCE	ULTIMA VUELTA	HONDA CIVIC	1	4	23	**22**	**2:08.259**	11.668	0.067	108.0
25	**3**	COIMBRA SAYAGO	ULTIMA VUELTA	SAXO	SAXO	4	27	**22**	**2:08.382**	11.791	0.123	107.9
26	**23**	RIGA SAXO	RASANTE SPORT	SAXO	SAXO	5	27	**18**	**2:08.534**	11.943	0.152	107.8
27	**16**	SAAB ENDURANCE RACING SOCIETY	ESCUDERIA 1000 LAGOS	SAAB 900I	2	6	12	**12**	**2:09.111**	12.520	0.577	107.3
28	**25**	AMAZON SPORT	AECD	V. GOLF	2	7	24	**7**	**2:14.801**	18.210	5.690	102.8

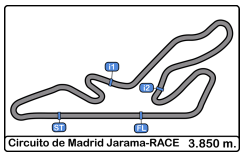

Circuito de Madrid Jarama - RACE

XI UV Endurance RACE Jarama

Carrera 8 horas resistencia

Distancia y Velocidad Media 3 Horas

Clas	Nº	Equipo	Concursante	Vehiculo	Cat	Clas	N.V.	Distancia	Tiempo Total	Km/h
1	**1**	RRO RACING	VSR MOTORSPORT	BMW 325	3	1	82	**315.70**	**3:00:33.412**	104.9
2	**13**	ASAP RACING	ANDRES SANCHEZ PEREZ	HONDA CIVIC	1	1	82	**315.70**	**3:00:45.394**	104.7
3	**22**	TECSPORT - OLIMPIA	ULTIMA VUELTA	V. GOLF	2	1	82	**315.70**	**3:01:52.917**	104.1
4	**7**	JDM MOTOR 2	ULTIMA VUELTA	BMW E36	3	2	82	**315.70**	**3:02:00.402**	104.0
5	**2**	BOYACA SPORT TEAM	VSR MOTORSPORT	BMW 325	3	3	82	**315.70**	**3:02:01.618**	104.0
6	**8**	JDM MOTOR 1	ULTIMA VUELTA	BMW 325	3	4	81	**311.85**	**3:01:01.535**	103.3
7	**4**	M&M RACING TEAM	ESCUDERIA CENTRO	BMW 325	3	5	81	**311.85**	**3:01:20.403**	103.1
8	**21**	DHR	ULTIMA VUELTA	NISSAN SUNY	2	2	81	**311.85**	**3:02:18.445**	102.6
9	**19**	FERNANDO NAVARRETE	ULTIMA VUELTA	BMW 325I	3	6	81	**311.85**	**3:02:28.051**	102.5
10	**10**	PRIMERA TEAM	EFICAR TEAM	NISSAN PRIMERA	2	3	80	**308.00**	**3:00:26.887**	102.4
11	**20**	EFICAR TEAM SAXO	EFICAR TEAM	SAXO	SAXO	1	80	**308.00**	**3:01:05.432**	102.0
12	**43**	IMARTI MOTORSPORT	ESCUDERIA CERRO NEGRO	HONDA CIVIC	1	2	79	**304.15**	**3:00:35.273**	101.0
13	**14**	E-PERFORMANCE	ULTIMA VUELTA	HONDA CIVIC	1	3	79	**304.15**	**3:01:09.401**	100.7
14	**23**	RIGA SAXO	RASANTE SPORT	SAXO	SAXO	2	78	**300.30**	**3:00:43.357**	99.6
15	**17**	EMAN EGURRE	EMAN EGURRE	BMW 325I	3	7	78	**300.30**	**3:02:30.981**	98.7
16	**15**	BOYACA SAXO	VSR MOTORSPORT	SAXO	SAXO	3	77	**296.45**	**3:02:17.718**	97.5
17	**3**	COIMBRA SAYAGO	ULTIMA VUELTA	SAXO	SAXO	4	76	**292.60**	**3:01:06.575**	96.9
18	**51**	AUTOCODE TORREJON	ESCUDERIA CENTRO	SAXO	SAXO	5	75	**288.75**	**3:00:46.945**	95.8
19	**93**	GPLOIL-CKC	ATKMOTORSPORT MADRID	SUZUKI SWIFT	1	4	74	**284.90**	**3:00:45.578**	94.5
20	**11**	RR2 MOTORSPORT	ESCUDERIA MEDITERRANEO DE ALICANTE	V. GOLF	2	4	74	**284.90**	**3:01:46.951**	94.0
21	**6**	GLOBAL CAR ADVISOR	ULTIMA VUELTA	BMW 325	3	8	74	**284.90**	**3:01:52.372**	93.9
22	**79**	DE AUGUSTO CARRERAS	C.D. QUINTANO SPORT	BMW 325I	3	9	70	**269.50**	**3:01:20.389**	89.1
23	**18**	PURA PASION	VICENTE GABRIEL VALLES	AUDI TT	3	10	64	**246.40**	**3:00:34.167**	81.8
24	**12**	4 TEAM	JORGE RAMIREZ FERNANDEZ	BMW 318	2	5	63	**242.55**	**2:24:52.800**	100.4
No clasificados: (Requerimiento: 75% del numero de vueltas del lider = 62 Vueltas)										
	16	SAAB ENDURANCE RACING SOCIETY	ESCUDERIA 1000 LAGOS	SAAB 900I	2	6	54	**207.90**	**2:26:05.299**	85.3
	9	PUNTAL PRODUCTIONS	MADRID HISTORICOS	BMW 325I	3	11	54	**207.90**	**3:00:41.062**	69.0
	24	M BOSS RACING	ESCUDERIA 1000 LAGOS	V. GOLF	2	7	45	**173.25**	**1:37:27.231**	106.6
	25	AMAZON SPORT	AECD	V. GOLF	2	8	43	**165.55**	**3:02:06.605**	54.5
	5	NO BRAIN TEAM	ULTIMA VUELTA	BMW 325	3	12	15	**57.75**	**3:02:30.411**	18.9

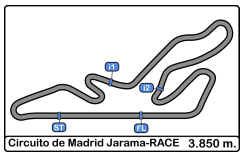

Circuito de Madrid Jarama - RACE

XI UV Endurance RACE Jarama

Carrera 8 horas resistencia

Tiempos Por Vuelta 3 Horas

1 RRO RACING — BMW 325

3 — VSR MOTORSPORT

Vta.	D	Tiempo		Sector 1	Sector 2	Sector 3	V. Max.	Elapsed
1	1	2:03:48.964		2:02:35.567	39.950	33.447	178.2	2:03:48.964
2	1	1:58.819		45.697	39.782	33.340	189.1	2:05:47.783
3	1	2:00.333		46.371	40.134	33.828	180.6	2:07:48.116
4	1	2:00.448		46.865	40.561	33.022	178.2	2:09:48.564
5	1	1:59.766		45.893	40.675	33.198	196.0	2:11:48.330
6	1	1:59.445		46.017	40.183	33.245	174.4	2:13:47.775
7	1	1:58.708		45.589	39.989	33.130	186.2	2:15:46.483
8	1	2:01.684		46.367	40.518	34.799	187.1	2:17:48.167
9	1	2:00.533		46.826	40.543	33.164	173.6	2:19:48.700
10	1	1:58.843		45.548	40.334	32.961	185.5	2:21:47.543
11	1	1:59.678		46.391	40.366	32.921	188.8	2:23:47.221
12	1	1:58.744		45.429	39.981	33.334	185.5	2:25:45.965
13	1	2:00.083		46.414	40.781	32.888	178.2	2:27:46.048
14	1	9:06.828	P	1:21.300	1:23.283	6:22.245	149.5	2:36:52.876
15	1	3:53.508		2:38.788	40.809	33.911	87.9	2:40:46.384
16	1	2:00.780		46.920	40.298	33.562	177.3	2:42:47.164
17	1	1:58.497		45.852	39.477	33.168	189.1	2:44:45.661
18	1	1:57.915		45.748	39.340	32.827	193.2	2:46:43.576
19	1	1:58.544		45.778	39.585	33.181	189.4	2:48:42.120
20	1	1:57.609		45.371	39.408	32.830	193.2	2:50:39.729
21	1	1:59.104		45.553	40.308	33.243	192.5	2:52:38.833
22	1	1:58.991		45.536	39.904	33.551	194.2	2:54:37.824
23	1	1:57.710		45.336	39.447	32.927	192.5	2:56:35.534
24	1	1:58.903		45.196	39.950	33.757	193.8	2:58:34.437
25	1	1:58.975		45.541	39.568	33.866	188.4	3:00:33.412
26	1			45.530	39.747		192.5	

2 BOYACA SPORT TEAM — BMW 325

3 — VSR MOTORSPORT

Vta.	D	Tiempo		Sector 1	Sector 2	Sector 3	V. Max.	Elapsed
1	1	2:01:54.336				2:01:54.336		2:01:54.336
2	1	1:58.196		45.572	39.546	33.078	169.0	2:03:52.532
3	1	4:18.873	P	46.399	39.572	2:52.902	160.7	2:08:11.405
4	1	6:50.792		5:37.257	40.078	33.457	93.9	2:15:02.197
5	1	1:59.593		46.082	40.043	33.468	180.6	2:17:01.790
6	1	1:58.829		46.004	39.726	33.099	173.0	2:19:00.619
7	1	1:58.706		45.925	39.647	33.134	184.3	2:20:59.325
8	1	1:58.215		45.126	39.869	33.220	192.1	2:22:57.540
9	1	1:59.129		45.505	39.720	33.904	180.3	2:24:56.669
10	1	1:58.892		46.346	39.765	32.781	170.8	2:26:55.561
11	1	4:58.783	P	45.670	41.145	3:31.968	179.1	2:31:54.344
12	1	6:12.109		4:59.029	39.951	33.129	90.9	2:38:06.453
13	1	1:58.223		45.343	39.659	33.221	187.5	2:40:04.676
14	1	1:59.273		46.501	39.424	33.348	174.4	2:42:03.949
15	1	1:58.004		45.531	39.462	33.011	182.4	2:44:01.953
16	1	1:58.254		45.634	39.575	33.045	177.6	2:46:00.207
17	1	1:59.916		46.219	40.583	33.114	174.7	2:48:00.123
18	1	2:01.229		46.142	41.489	33.598	174.4	2:50:01.352
19	1	2:00.495		46.669	40.094	33.732	171.1	2:52:01.847
20	1	2:00.558		45.973	40.711	33.874	172.8	2:54:02.405
21	1	1:59.865		45.831	40.385	33.649	171.9	2:56:02.270
22	1	2:00.020		46.963	40.038	33.019	182.7	2:58:02.290
23	1	1:59.239		45.495	40.399	33.345	181.5	3:00:01.529
24	1	2:00.089		46.147	40.436	33.506	179.4	3:02:01.618

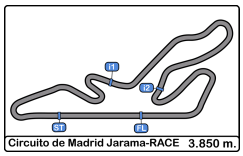

Circuito de Madrid Jarama - RACE
XI UV Endurance RACE Jarama
Carrera 8 horas resistencia
Tiempos Por Vuelta 3 Horas

3 COIMBRA SAYAGO SAXO

SAXO — ULTIMA VUELTA

Vta.	D	Tiempo	Sector 1	Sector 2	Sector 3	V. Max.	Elapsed
1	1	2:03:25.159	2:02:04.687	44.047	36.425		2:03:25.159
2	1	2:08.545	48.902	43.562	36.081	168.4	2:05:33.704
3	1	2:10.177	49.750	44.312	36.115	167.4	2:07:43.881
4	1	2:10.369	49.151	44.627	36.591	168.7	2:09:54.250
5	1	2:09.653	49.467	43.458	36.728	166.4	2:12:03.903
6	1	2:09.661	49.504	44.224	35.933	170.0	2:14:13.564
7	1	2:08.731	49.090	43.720	35.921	167.4	2:16:22.295
8	1	2:11.234	49.783	45.228	36.223	167.7	2:18:33.529
9	1	2:09.606	49.267	44.145	36.194	170.3	2:20:43.135
10	1	2:09.823	48.940	44.540	36.343	170.3	2:22:52.958
11	1	2:10.406	49.418	44.890	36.098	168.2	2:25:03.364
12	1	2:10.372	49.849	44.440	36.083	166.6	2:27:13.736
13	1	2:26.656	54.900	51.134	40.622	164.1	2:29:40.392
14	1	2:22.591	55.514	47.415	39.662	141.9	2:32:02.983
15	1	3:06.467	1:18.156	1:06.441	41.870	63.7	2:35:09.450
16	1	2:10.770	50.757	43.953	36.060	152.9	2:37:20.220
17	1	2:10.289	49.305	44.740	36.244	164.1	2:39:30.509
18	1	2:09.417	49.452	44.001	35.964	165.1	2:41:39.926
19	1	2:09.822	49.586	44.115	36.121	165.8	2:43:49.748
20	1	2:11.125	50.328	43.738	37.059	159.0	2:46:00.873
21	1	2:10.227	50.065	44.102	36.060	166.9	2:48:11.100
22	1	2:08.382	49.011	43.344	36.027	171.1	2:50:19.482
23	1	2:09.782	49.270	43.779	36.733	163.6	2:52:29.264
24	1	2:09.482	49.040	43.836	36.606	169.2	2:54:38.746
25	1	2:10.282	50.037	44.185	36.060	165.1	2:56:49.028
26	1	2:08.974	49.261	44.065	35.648	169.8	2:58:58.002
27	1	2:08.573	48.879	43.625	36.069	167.9	3:01:06.575
28	1		49.259			167.1	

4 M&M RACING TEAM BMW 325

3 — ESCUDERIA CENTRO

Vta.	D	Tiempo	Sector 1	Sector 2	Sector 3	V. Max.	Elapsed
1	1	2:03:10.620	2:01:55.824	40.798	33.998		2:03:10.620
2	1	1:59.256	45.844	39.960	33.452	189.1	2:05:09.876
3	1	2:00.907	45.997	41.275	33.635	189.1	2:07:10.783
4	1	1:59.886	46.931	40.102	32.853	188.4	2:09:10.669
5	1	1:59.986	45.686	40.686	33.614	191.1	2:11:10.655
6	1	1:59.150	45.901	39.826	33.423	185.5	2:13:09.805
7	1	2:00.741	45.803	40.120	34.818	182.7	2:15:10.546
8	1	2:00.564	46.795	40.180	33.589	178.5	2:17:11.110
9	1	1:58.932	45.755	39.999	33.178	184.3	2:19:10.042
10	1	1:58.886	45.779	39.888	33.219	190.1	2:21:08.928
11	1	1:57.817	45.375	39.290	33.152	192.1	2:23:06.745
12	1	2:00.137	46.503	40.619	33.015	190.8	2:25:06.882
13	1	1:59.778	46.460	40.060	33.258	191.1	2:27:06.660
14	1	7:20.541 P	45.209	44.941	5:50.391	193.2	2:34:27.201
15	1	4:52.465	3:37.725	40.465	34.275	98.0	2:39:19.666
16	1	2:00.959	46.356	41.399	33.204	183.3	2:41:20.625
17	1	2:02.296	46.760	41.897	33.639	188.8	2:43:22.921
18	1	1:59.506	45.855	39.959	33.692	181.8	2:45:22.427
19	1	1:59.558	45.880	40.061	33.617	183.6	2:47:21.985
20	1	2:00.576	46.148	40.995	33.433	183.3	2:49:22.561
21	1	1:59.690	46.258	40.006	33.426	187.8	2:51:22.251
22	1	1:59.005	45.818	39.683	33.504	182.7	2:53:21.256
23	1	2:00.870	46.869	40.204	33.797	173.0	2:55:22.126
24	1	1:59.951	45.838	40.670	33.443	189.8	2:57:22.077
25	1	1:58.927	45.905	39.776	33.246	189.8	2:59:21.004
26	1	1:59.399	45.953	39.755	33.691	184.3	3:01:20.403
27	1		46.015			192.1	

5 NO BRAIN TEAM BMW 325

3 — ULTIMA VUELTA

Vta.	D	Tiempo	Sector 1	Sector 2	Sector 3	V. Max.	Elapsed
1	1	2:31:44.309 P	2:29:31.425	1:07.505	1:05.379	72.5	2:31:44.309
2	1	4:28.990	3:11.664	42.607	34.719	91.8	2:36:13.299
3	1	2:02.326	47.471	40.815	34.040	171.7	2:38:15.625
4	1	2:02.739	47.407	41.088	34.244	168.7	2:40:18.364
5	1	2:00.770	46.697	40.294	33.779	182.7	2:42:19.134
6	1	2:00.771	46.304	40.303	34.164	184.3	2:44:19.905
7	1	2:00.859	47.118	40.115	33.626	181.5	2:46:20.764
8	1	2:01.405	46.699	40.870	33.836	186.8	2:48:22.169
9	1	2:02.008	47.243	40.890	33.875	185.8	2:50:24.177
10	1	2:02.796	46.938	40.864	34.994	185.8	2:52:26.973
11	1	2:00.372	46.328	40.205	33.839	183.6	2:54:27.345
12	1	2:00.721	46.410	40.449	33.862	182.7	2:56:28.066
13	1	2:01.657	46.976	40.607	34.074	180.9	2:58:29.723
14	1	2:01.057	46.566	40.983	33.508	188.4	3:00:30.780
15	1	1:59.631	46.141	40.007	33.483	188.4	3:02:30.411

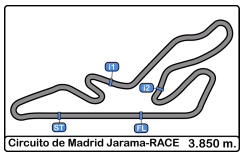

Circuito de Madrid Jarama - RACE

XI UV Endurance RACE Jarama

Carrera 8 horas resistencia

Tiempos Por Vuelta 3 Horas

6 GLOBAL CAR ADVISOR BMW 325

3 ULTIMA VUELTA

Vta.	D	Tiempo	Sector 1	Sector 2	Sector 3	V. Max.	Elapsed
1	1	2:01:55.953			2:01:55.953		2:01:55.953
2	1	1:56.735	45.376	38.653	32.706	184.3	2:03:52.688
3	1	1:56.591	45.335	38.654	32.602	196.3	2:05:49.279
4	1	1:59.301	45.751	39.444	34.106	188.1	2:07:48.580
5	1	1:57.766	45.481	38.984	33.301	190.4	2:09:46.346
6	1	1:57.745	45.498	39.341	32.906	197.0	2:11:44.091
7	1	1:56.986	45.394	38.625	32.967	188.8	2:13:41.077
8	1	1:57.459	45.346	39.465	32.648	192.1	2:15:38.536
9	1	1:59.132	45.490	40.899	32.743	189.4	2:17:37.668
10	1	1:56.844	45.249	38.824	32.771	189.4	2:19:34.512
11	1	1:57.719	45.249	39.117	33.353	190.1	2:21:32.231
12	1	1:58.172	45.706	39.287	33.179	191.1	2:23:30.403
13	1	1:57.626	45.721	38.863	33.042	194.9	2:25:28.029
14	1	1:58.043	45.496	39.629	32.918	189.4	2:27:26.072
15	1	6:35.671 P	47.483	47.547	5:00.641	193.2	2:34:01.743
16	1	6:40.846	5:17.905	46.700	36.241	57.7	2:40:42.589
17	1	2:10.550	50.827	44.037	35.686	150.2	2:42:53.139
18	1	2:07.266	49.319	43.221	34.726	136.1	2:45:00.405
19	1	2:04.334	47.470	42.369	34.495	175.3	2:47:04.739
20	1	2:03.602	46.992	42.073	34.537	176.7	2:49:08.341
21	1	2:04.398	47.747	41.958	34.693	179.7	2:51:12.739
22	1	2:05.618	48.427	42.218	34.973	144.1	2:53:18.357
23	1	2:08.142	50.698	42.408	35.036	132.5	2:55:26.499
24	1	2:06.961	49.031	43.077	34.853	142.4	2:57:33.460
25	1	2:10.614	49.993	43.377	37.244	140.8	2:59:44.074
26	1	2:08.298	48.679	44.257	35.362	157.4	3:01:52.372

7 JDM MOTOR 2 BMW E36

3 ULTIMA VUELTA

Vta.	D	Tiempo	Sector 1	Sector 2	Sector 3	V. Max.	Elapsed
1	1	2:02:53.005		2:02:18.567	34.438		2:02:53.005
2	1	1:59.494	45.822	39.736	33.936	196.7	2:04:52.499
3	1	1:59.474	46.102	39.733	33.639	195.6	2:06:51.973
4	1	1:59.261	45.861	39.792	33.608	195.2	2:08:51.234
5	1	1:59.871	46.893	39.597	33.381	187.5	2:10:51.105
6	1	1:59.775	46.291	39.624	33.860	193.8	2:12:50.880
7	1	2:00.003	46.214	39.804	33.985	194.2	2:14:50.883
8	1	1:59.363	45.990	39.693	33.680	193.5	2:16:50.246
9	1	2:00.383	46.052	40.547	33.784	196.3	2:18:50.629
10	1	1:59.010	45.704	39.576	33.730	195.6	2:20:49.639
11	1	1:59.700	46.014	39.689	33.997	196.3	2:22:49.339
12	1	2:01.250	46.090	41.125	34.035	194.2	2:24:50.589
13	1	1:59.780	45.876	40.227	33.677	196.7	2:26:50.369
14	1	5:02.155 P	45.760	44.863	3:31.532	194.9	2:31:52.524
15	1	6:13.651	5:00.021	39.909	33.721	83.2	2:38:06.175
16	1	1:59.587	45.494	40.863	33.230	194.9	2:40:05.762
17	1	1:58.977	45.838	39.581	33.558	191.8	2:42:04.739
18	1	1:58.783	45.810	39.588	33.385	196.0	2:44:03.522
19	1	1:58.369	45.480	39.609	33.280	194.5	2:46:01.891
20	1	1:59.874	46.467	39.622	33.785	194.9	2:48:01.765
21	1	1:59.332	45.439	39.724	34.169	195.6	2:50:01.097
22	1	1:59.943	46.030	40.007	33.906	193.2	2:52:01.040
23	1	2:00.931	46.376	40.495	34.060	194.5	2:54:01.971
24	1	1:58.861	45.412	39.559	33.890	195.6	2:56:00.832
25	1	2:00.366	46.601	39.804	33.961	194.9	2:58:01.198
26	1	1:59.993	46.369	39.797	33.827	192.8	3:00:01.191
27	1	1:59.211	45.869	39.670	33.672	193.2	3:02:00.402

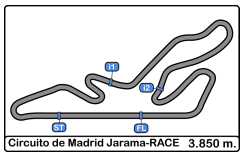

Circuito de Madrid Jarama - RACE

XI UV Endurance RACE Jarama

Carrera 8 horas resistencia

Tiempos Por Vuelta 3 Horas

8 JDM MOTOR 1 BMW 325

3 ULTIMA VUELTA

Vta.	D	Tiempo	Sector 1	Sector 2	Sector 3	V. Max.	Elapsed
1	1	2:02:04.439			2:02:04.439		2:02:04.439
2	1	2:06.715	48.358	42.915	35.442	173.0	2:04:11.154
3	1	2:06.109	47.927	42.723	35.459	177.3	2:06:17.263
4	1	2:07.107	48.703	42.941	35.463	179.4	2:08:24.370
5	1	2:06.894	48.435	43.441	35.018	176.7	2:10:31.264
6	1	2:04.985	47.911	41.984	35.090	183.6	2:12:36.249
7	1	2:06.192	48.192	42.737	35.263	186.2	2:14:42.441
8	1	2:06.118	48.210	43.026	34.882	184.9	2:16:48.559
9	1	2:05.612	48.846	42.200	34.566	181.8	2:18:54.171
10	1	2:05.168	47.784	42.637	34.747	184.3	2:20:59.339
11	1	2:05.170	47.376	42.244	35.550	173.3	2:23:04.509
12	1	2:05.501	48.245	42.607	34.649	184.6	2:25:10.010
13	1	2:04.881	48.026	42.232	34.623	185.5	2:27:14.891
14	1	2:10.185	49.558	45.004	35.623	182.7	2:29:25.076
15	1	2:27.225	49.924	53.509	43.792	160.9	2:31:52.301
16	1	3:13.290	1:27.064	1:06.583	39.643	58.2	2:35:05.591
17	1	2:08.093	49.074	43.623	35.396	171.7	2:37:13.684
18	1	2:05.880	48.798	42.378	34.704	174.4	2:39:19.564
19	1	2:06.221	48.885	42.534	34.802	171.4	2:41:25.785
20	1	2:05.141	47.517	42.761	34.863	192.8	2:43:30.926
21	1	2:05.550	47.753	43.277	34.520	183.9	2:45:36.476
22	1	2:05.757	47.785	42.739	35.233	182.7	2:47:42.233
23	1	2:02.403	46.668	41.426	34.309	189.4	2:49:44.636
24	1	2:04.858	47.347	42.759	34.752	186.8	2:51:49.494
25	1	2:07.074	47.621	44.279	35.174	172.5	2:53:56.568
26	1	2:06.798	48.266	43.232	35.300	181.5	2:56:03.366
27	1	4:58.169 P	47.553	42.737	3:27.879	178.8	3:01:01.535

9 PUNTAL PRODUCTIONS BMW 325I

3 MADRID HISTORICOS

Vta.	D	Tiempo	Sector 1	Sector 2	Sector 3	V. Max.	Elapsed
1	1	2:02:45.772		2:02:12.098	33.674		2:02:45.772
2	1	2:01.360	46.766	40.611	33.983	192.5	2:04:47.132
3	1	2:01.000	46.643	40.580	33.777	191.1	2:06:48.132
4	1	2:01.296	46.587	40.645	34.064	189.4	2:08:49.428
5	1	2:01.154	46.448	41.083	33.623	188.4	2:10:50.582
6	1	2:03.118	47.910	41.474	33.734	185.8	2:12:53.700
7	1	2:00.808	46.172	40.692	33.944	198.1	2:14:54.508
8	1	2:00.977	46.525	40.665	33.787	199.2	2:16:55.485
9	1	2:02.101	46.750	40.584	34.767	190.4	2:18:57.586
10	1	4:06.112 P	47.195	40.856	2:38.061	188.4	2:23:03.698
11	1	8:36.585	6:11.710	1:21.129	1:03.746	80.4	2:31:40.283
12	1	3:02.462	1:26.343	58.126	37.993	70.4	2:34:42.745
13	1	2:01.013	47.433	40.377	33.203	158.8	2:36:43.758
14	1	1:59.354	46.123	39.773	33.458	173.9	2:38:43.112
15	1	1:59.560	46.045	40.162	33.353	166.1	2:40:42.672
16	1	1:59.935	46.051	40.334	33.550	180.0	2:42:42.607
17	1	2:01.619	47.529	40.816	33.274	182.4	2:44:44.226
18	1	2:00.053	46.178	39.891	33.984	175.3	2:46:44.279
19	1	1:59.705	46.424	39.978	33.303	185.2	2:48:43.984
20	1	1:59.349	46.045	39.694	33.610	179.4	2:50:43.333
21	1	1:59.765	45.856	40.669	33.240	190.8	2:52:43.098
22	1	1:58.618	45.708	39.794	33.116	194.9	2:54:41.716
23	1	1:59.931	46.537	40.081	33.313	182.1	2:56:41.647
24	1	1:58.728	46.216	39.451	33.061	187.5	2:58:40.375
25	1	2:00.687	46.811	40.250	33.626	183.6	3:00:41.062
26	1		46.213	39.481		188.1	

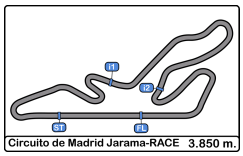

Circuito de Madrid Jarama - RACE
XI UV Endurance RACE Jarama
Carrera 8 horas resistencia
Tiempos Por Vuelta 3 Horas

10 PRIMERA TEAM — NISSAN PRIMERA

2 — EFICAR TEAM

Vta.	D	Tiempo	Sector 1	Sector 2	Sector 3	V. Max.	Elapsed
1	1	2:03:18.923	2:01:58.944	44.412	35.567		2:03:18.923
2	1	2:08.355	49.327	43.495	35.533	175.6	2:05:27.278
3	1	2:08.642	49.768	43.196	35.678	161.6	2:07:35.920
4	1	2:10.058	49.532	43.799	36.727	165.6	2:09:45.978
5	1	2:09.306	50.471	43.308	35.527	156.9	2:11:55.284
6	1	2:07.773	49.027	43.158	35.588	164.3	2:14:03.057
7	1	2:07.899	49.254	43.096	35.549	161.4	2:16:10.956
8	1	2:09.442	49.253	44.473	35.716	174.4	2:18:20.398
9	1	2:07.452	48.893	42.890	35.669	157.2	2:20:27.850
10	1	2:07.202	48.822	42.803	35.577	172.2	2:22:35.052
11	1	2:10.868	50.993	44.579	35.296	170.6	2:24:45.920
12	1	2:07.695	48.958	43.387	35.350	169.5	2:26:53.615
13	1	2:13.808	49.423	43.970	40.415	170.0	2:29:07.423
14	1	2:41.916	59.890	56.436	45.590	130.2	2:31:49.339
15	1	3:08.167	1:25.858	1:04.641	37.668	57.6	2:34:57.506
16	1	2:07.052	48.853	42.900	35.299	169.5	2:37:04.558
17	1	2:06.534	48.716	42.812	35.006	167.9	2:39:11.092
18	1	2:06.566	48.714	42.615	35.237	165.3	2:41:17.658
19	1	2:09.047	49.043	44.764	35.240	172.2	2:43:26.705
20	1	2:07.379	49.025	43.043	35.311	166.9	2:45:34.084
21	1	2:08.027	49.158	42.848	36.021	171.4	2:47:42.111
22	1	2:07.141	49.257	42.350	35.534	166.4	2:49:49.252
23	1	2:06.731	48.960	42.615	35.156	175.3	2:51:55.983
24	1	2:08.122	48.888	42.927	36.307	168.4	2:54:04.105
25	1	2:07.371	48.844	43.017	35.510	170.6	2:56:11.476
26	1	2:07.363	48.956	43.002	35.405	171.1	2:58:18.839
27	1	2:08.048	48.897	43.621	35.530	166.1	3:00:26.887
28	1		49.213	44.072		162.1	

11 RR2 MOTORSPORT — V. GOLF

2 — ESCUDERIA MEDITERRANEO DE ALICANTE

Vta.	D	Tiempo	Sector 1	Sector 2	Sector 3	V. Max.	Elapsed
1	1	2:03:32.007	2:02:15.955	41.060	34.992		2:03:32.007
2	1	2:03.098	47.288	41.114	34.696	184.9	2:05:35.105
3	1	2:03.261	47.272	41.130	34.859	189.4	2:07:38.366
4	1	2:06.206	47.784	43.511	34.911	183.6	2:09:44.572
5	1	2:04.651	48.097	41.141	35.413	184.9	2:11:49.223
6	1	2:05.276	47.735	42.445	35.096	174.7	2:13:54.499
7	1	6:06.893 P	48.048	41.008	4:37.837	187.1	2:20:01.392
8	1	6:42.825	5:24.623	42.923	35.279	86.8	2:26:44.217
9	1	2:18.066	48.119	48.001	41.946	184.6	2:29:02.283
10	1	2:46.055	1:03.565	55.385	47.105	111.6	2:31:48.338
11	1	3:06.257	1:25.662	1:03.453	37.142	59.0	2:34:54.595
12	1	2:06.350	47.405	43.343	35.602	185.8	2:37:00.945
13	1	2:05.136	47.700	42.745	34.691	175.6	2:39:06.081
14	1	2:03.464	47.383	41.643	34.438	188.4	2:41:09.545
15	1	2:04.573	47.737	41.837	34.999	185.8	2:43:14.118
16	1	2:04.901	47.330	42.908	34.663	183.6	2:45:19.019
17	1	2:02.944	47.205	41.242	34.497	184.3	2:47:21.963
18	1	2:03.206	47.259	41.287	34.660	184.3	2:49:25.169
19	1	2:03.128	47.269	41.400	34.459	186.5	2:51:28.297
20	1	2:02.389	46.627	41.284	34.478	187.8	2:53:30.686
21	1	2:05.129	48.264	42.125	34.740	191.1	2:55:35.815
22	1	2:02.605	46.823	41.476	34.306	185.2	2:57:38.420
23	1	2:04.290	47.017	41.844	35.429	181.5	2:59:42.710
24	1	2:04.241	47.485	41.881	34.875	182.4	3:01:46.951

12 4 TEAM — BMW 318

2 — JORGE RAMIREZ FERNANDEZ

Vta.	D	Tiempo	Sector 1	Sector 2	Sector 3	V. Max.	Elapsed
1	1	2:03:20.617	2:02:06.032	41.032	33.553		2:03:20.617
2	1	2:02.410	46.378	41.300	34.732	184.9	2:05:23.027
3	1	2:01.112	46.902	40.403	33.807	190.1	2:07:24.139
4	1	2:01.114	47.035	40.777	33.302	182.4	2:09:25.253
5	1	2:01.385	46.327	41.182	33.876	188.8	2:11:26.638
6	1	2:01.034	46.265	40.349	34.420	186.8	2:13:27.672
7	1	4:26.333 P	46.674	41.200	2:58.459	184.6	2:17:54.005
8	1	6:58.795	5:40.028	43.281	35.486	74.3	2:24:52.800
9	1		59.882			127.9	

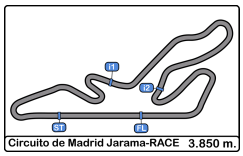

Circuito de Madrid Jarama - RACE

XI UV Endurance RACE Jarama

Carrera 8 horas resistencia

Tiempos Por Vuelta 3 Horas

13 ASAP RACING HONDA CIVIC

1 ANDRES SANCHEZ PEREZ

Vta.	D	Tiempo	Sector 1	Sector 2	Sector 3	V. Max.	Elapsed
1	1	2:05:36.711 P		2:02:32.276	3:04.435		2:05:36.711
2	1	8:18.149	7:02.703	41.218	34.228	66.3	2:13:54.860
3	1	2:02.113	47.304	40.693	34.116	176.4	2:15:56.973
4	1	2:02.173	46.739	41.150	34.284	186.5	2:17:59.146
5	1	2:02.216	46.309	41.232	34.675	190.1	2:20:01.362
6	1	2:01.861	47.442	40.572	33.847	171.7	2:22:03.223
7	1	2:00.742	46.218	40.719	33.805	190.4	2:24:03.965
8	1	2:01.313	46.179	40.784	34.350	191.8	2:26:05.278
9	1	2:08.853	46.540	44.348	37.965	189.4	2:28:14.131
10	1	3:23.749	56.598	1:23.621	1:03.530	152.7	2:31:37.880
11	1	3:03.232	1:26.616	57.361	39.255	60.7	2:34:41.112
12	1	2:00.527	46.457	40.408	33.662	177.9	2:36:41.639
13	1	2:00.531	46.585	40.269	33.677	189.4	2:38:42.170
14	1	2:00.119	46.232	40.163	33.724	176.4	2:40:42.289
15	1	2:00.743	47.098	40.105	33.540	174.7	2:42:43.032
16	1	2:00.590	46.912	40.148	33.530	181.5	2:44:43.622
17	1	1:59.278	46.128	39.793	33.357	182.7	2:46:42.900
18	1	2:00.409	47.387	39.802	33.220	185.5	2:48:43.309
19	1	2:00.626	46.049	40.782	33.795	186.2	2:50:43.935
20	1	2:00.526	46.126	40.951	33.449	188.1	2:52:44.461
21	1	2:00.021	45.977	40.283	33.761	191.1	2:54:44.482
22	1	2:00.795	46.305	40.906	33.584	190.1	2:56:45.277
23	1	2:00.163	46.100	40.299	33.764	191.4	2:58:45.440
24	1	1:59.954	46.257	40.132	33.565	192.5	3:00:45.394
25	1		46.104	40.124		182.7	

14 E-PERFORMANCE HONDA CIVIC

1 ULTIMA VUELTA

Vta.	D	Tiempo	Sector 1	Sector 2	Sector 3	V. Max.	Elapsed
1	1	2:03:15.564	2:01:55.539	44.108	35.917		2:03:15.564
2	1	4:30.018 P	49.028	43.167	2:57.823	162.8	2:07:45.582
3	1	7:18.390	5:53.204	46.923	38.263	79.5	2:15:03.972
4	1	2:14.252	52.459	44.844	36.949	169.0	2:17:18.224
5	1	2:14.240	51.628	44.880	37.732	165.8	2:19:32.464
6	1	2:12.675	52.356	43.858	36.461	161.9	2:21:45.139
7	1	2:12.344	51.748	43.790	36.806	166.9	2:23:57.483
8	1	2:13.016	50.554	45.767	36.695	177.6	2:26:10.499
9	1	2:18.379	50.173	45.510	42.696	174.1	2:28:28.878
10	1	3:12.834	1:01.066	1:07.668	1:04.100	110.4	2:31:41.712
11	1	3:06.323	1:26.395	1:00.185	39.743	70.2	2:34:48.035
12	1	2:16.152	50.329	45.762	40.061	163.3	2:37:04.187
13	1	2:13.327	51.470	45.123	36.734	163.8	2:39:17.514
14	1	2:13.717	52.747	44.023	36.947	170.8	2:41:31.231
15	1	2:12.622	50.362	45.658	36.602	170.6	2:43:43.853
16	1	2:11.591	50.275	44.286	37.030	172.2	2:45:55.444
17	1	2:13.259	53.549	43.417	36.293	165.8	2:48:08.703
18	1	2:10.560	49.435	43.713	37.412	173.0	2:50:19.263
19	1	2:11.283	51.279	44.065	35.939	166.4	2:52:30.546
20	1	2:09.265	49.178	43.463	36.624	171.7	2:54:39.811
21	1	2:11.252	50.076	43.846	37.330	175.6	2:56:51.063
22	1	2:08.259	49.180	43.049	36.030	171.4	2:58:59.322
23	1	2:10.079	49.887	42.989	37.203	164.8	3:01:09.401
24	1		48.851			176.4	

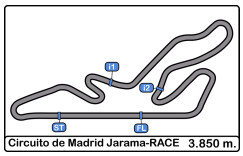

Circuito de Madrid Jarama - RACE

XI UV Endurance RACE Jarama

Carrera 8 horas resistencia

Tiempos Por Vuelta 3 Horas

15

BOYACA SAXO — SAXO

SAXO — VSR MOTORSPORT

Vta.	D	Tiempo	Sector 1	Sector 2	Sector 3	V. Max.	Elapsed
1	1	2:03:41.628	2:02:23.016	43.094	35.518		2:03:41.628
2	1	2:07.001	48.597	42.819	35.585	171.1	2:05:48.629
3	1	2:07.289	48.989	42.940	35.360	172.5	2:07:55.918
4	1	2:06.794	48.388	42.988	35.418	169.5	2:10:02.712
5	1	2:06.708	48.358	42.820	35.530	170.3	2:12:09.420
6	1	2:06.560	48.268	42.870	35.422	170.3	2:14:15.980
7	1	2:06.738	48.326	43.009	35.403	171.4	2:16:22.718
8	1	2:07.572	49.249	42.929	35.394	172.5	2:18:30.290
9	1	2:06.706	48.301	42.931	35.474	170.8	2:20:36.996
10	1	2:06.940	48.590	42.843	35.507	171.4	2:22:43.936
11	1	2:06.890	48.470	42.924	35.496	171.9	2:24:50.826
12	1	2:06.442	48.398	42.745	35.299	175.0	2:26:57.268
13	1	2:11.343	48.140	44.182	39.021	175.0	2:29:08.611
14	1	8:36.649 P	1:00.207	56.922	6:39.520	118.6	2:37:45.260
15	1	3:10.867	1:51.572	43.583	35.712	87.6	2:40:56.127
16	1	2:07.991	48.783	43.516	35.692	165.6	2:43:04.118
17	1	2:07.609	48.686	43.299	35.624	165.3	2:45:11.727
18	1	2:07.959	48.831	43.314	35.814	167.9	2:47:19.686
19	1	2:08.547	49.240	43.517	35.790	165.6	2:49:28.233
20	1	2:08.075	48.863	43.351	35.861	166.6	2:51:36.308
21	1	2:07.980	48.797	43.365	35.818	166.6	2:53:44.288
22	1	2:09.210	48.589	43.440	37.181	166.1	2:55:53.498
23	1	2:07.992	48.971	43.369	35.652	165.3	2:58:01.490
24	1	2:08.170	48.975	43.368	35.827	167.9	3:00:09.660
25	1	2:08.058	48.806	43.506	35.746	166.6	3:02:17.718

16

SAAB ENDURANCE RACING SOCIETY — SAAB 900I

2 — ESCUDERIA 1000 LAGOS

Vta.	D	Tiempo	Sector 1	Sector 2	Sector 3	V. Max.	Elapsed
1	1	2:01:56.450			2:01:56.450		2:01:56.450
2	1	2:13.671	51.502	45.043	37.126	152.7	2:04:10.121
3	1	2:10.927	50.605	43.945	36.377	166.9	2:06:21.048
4	1	2:09.500	49.417	43.610	36.473	171.4	2:08:30.548
5	1	2:10.467	49.747	44.202	36.518	174.1	2:10:41.015
6	1	2:12.434	49.984	44.715	37.735	172.2	2:12:53.449
7	1	2:13.479	50.920	44.379	38.180	156.5	2:15:06.928
8	1	2:16.887	52.882	44.899	39.106	148.1	2:17:23.815
9	1	2:11.219	50.104	44.323	36.792	160.2	2:19:35.034
10	1	2:10.942	50.491	44.371	36.080	168.4	2:21:45.976
11	1	2:10.212	50.414	43.697	36.101	169.8	2:23:56.188
12	1	2:09.111	49.291	43.656	36.164	171.7	2:26:05.299

17

EMAN EGURRE — BMW 325I

3 — EMAN EGURRE

Vta.	D	Tiempo	Sector 1	Sector 2	Sector 3	V. Max.	Elapsed
1	1	2:02:57.787		2:02:22.459	35.328		2:02:57.787
2	1	2:07.146	48.781	43.316	35.049	172.5	2:05:04.933
3	1	2:09.674	49.801	43.640	36.233	175.6	2:07:14.607
4	1	2:06.741	48.681	42.550	35.510	168.7	2:09:21.348
5	1	2:08.222	48.924	43.738	35.560	172.2	2:11:29.570
6	1	2:07.088	48.954	42.984	35.150	179.1	2:13:36.658
7	1	2:07.426	48.665	43.195	35.566	173.0	2:15:44.084
8	1	2:07.973	49.294	43.112	35.567	174.4	2:17:52.057
9	1	2:09.122	49.422	43.169	36.531	179.7	2:20:01.179
10	1	2:07.653	49.728	42.689	35.236	154.0	2:22:08.832
11	1	2:07.138	48.866	42.808	35.464	179.4	2:24:15.970
12	1	2:12.889	51.221	45.658	36.010	167.9	2:26:28.859
13	1	2:26.999	49.089	49.547	48.363	163.1	2:28:55.858
14	1	7:12.990 P	1:07.254	54.897	5:10.839	97.3	2:36:08.848
15	1	4:55.146	3:33.396	43.463	38.287	85.3	2:41:03.994
16	1	2:11.010	49.733	44.451	36.826	171.9	2:43:15.004
17	1	2:08.983	49.674	43.251	36.058	169.8	2:45:23.987
18	1	2:06.946	48.514	42.765	35.667	173.6	2:47:30.933
19	1	2:07.759	48.960	43.020	35.779	164.6	2:49:38.692
20	1	2:07.663	48.769	42.746	36.148	170.6	2:51:46.355
21	1	2:08.119	48.977	42.709	36.433	164.3	2:53:54.474
22	1	2:11.423	49.805	45.534	36.084	153.6	2:56:05.897
23	1	2:08.190	48.865	43.083	36.242	171.4	2:58:14.087
24	1	2:06.766	48.385	42.502	35.879	180.0	3:00:20.853
25	1	2:10.128	48.673	42.966	38.489	181.8	3:02:30.981

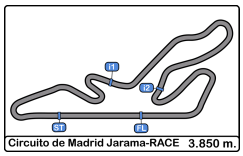

Circuito de Madrid Jarama - RACE

XI UV Endurance RACE Jarama

Carrera 8 horas resistencia

Tiempos Por Vuelta 3 Horas

18 PURA PASION — AUDI TT

3 — VICENTE GABRIEL VALLES

Vta.	D	Tiempo	Sector 1	Sector 2	Sector 3	V. Max.	Elapsed
1	1	2:03:37.342	2:02:18.361	42.769	36.212		2:03:37.342
2	1	2:09.234	48.929	43.577	36.728	173.6	2:05:46.576
3	1	2:10.900	51.856	43.621	35.423	154.7	2:07:57.476
4	1	2:06.958	49.022	42.369	35.567	171.7	2:10:04.434
5	1	2:07.117	48.258	42.518	36.341	174.4	2:12:11.551
6	1	2:07.380	48.996	42.523	35.861	169.0	2:14:18.931
7	1	2:07.200	48.775	42.716	35.709	170.0	2:16:26.131
8	1	2:05.580	47.592	42.351	35.637	177.6	2:18:31.711
9	1	2:06.792	48.170	42.784	35.838	177.0	2:20:38.503
10	1	2:06.430	48.033	42.875	35.522	173.0	2:22:44.933
11	1	2:07.280	48.327	43.237	35.716	167.4	2:24:52.213
12	1	2:06.366	47.874	43.605	34.887	177.0	2:26:58.579
13	1	2:10.765	47.469	44.705	38.591	179.1	2:29:09.344
14	1	2:41.822	1:01.089	56.929	43.804	112.7	2:31:51.166
15	1	3:11.868	1:26.913	1:05.972	38.983	55.9	2:35:03.034
16	1	2:05.902	47.928	42.324	35.650	176.4	2:37:08.936
17	1	2:05.054	47.569	42.493	34.992	178.2	2:39:13.990
18	1	2:05.172	48.843	41.820	34.509	173.6	2:41:19.162
19	1	2:08.276	48.880	44.015	35.381	175.6	2:43:27.438
20	1	2:07.611	48.635	43.618	35.358	175.0	2:45:35.049
21	1	2:08.114	48.680	43.899	35.535	179.1	2:47:43.163
22	1	2:07.198	49.322	42.855	35.021	176.1	2:49:50.361
23	1	2:07.133	48.553	42.644	35.936	169.8	2:51:57.494
24	1	2:09.021	48.981	44.513	35.527	173.0	2:54:06.515
25	1	2:09.632	48.969	44.134	36.529	169.2	2:56:16.147
26	1	2:09.562	50.432	43.824	35.306	171.1	2:58:25.709
27	1	2:08.458	48.808	43.710	35.940	175.0	3:00:34.167
28	1		47.944	42.800		180.3	

19 FERNANDO NAVARRETE — BMW 325I

3 — ULTIMA VUELTA

Vta.	D	Tiempo	Sector 1	Sector 2	Sector 3	V. Max.	Elapsed
1	1	2:03:16.504	2:02:03.875	39.507	33.122		2:03:16.504
2	1	1:57.622	44.947	39.697	32.978	192.1	2:05:14.126
3	1	1:57.793	45.804	39.329	32.660	182.7	2:07:11.919
4	1	1:57.354	45.081	39.445	32.828	188.1	2:09:09.273
5	1	1:57.888	44.971	39.793	33.124	192.1	2:11:07.161
6	1	1:58.099	45.685	39.403	33.011	181.8	2:13:05.260
7	1	4:41.331 P	45.037	39.934	3:16.360	188.8	2:17:46.591
8	1	6:36.321	5:14.711	44.641	36.969	98.8	2:24:22.912
9	1	2:09.101	49.222	43.460	36.419	173.3	2:26:32.013
10	1	2:22.804	48.242	45.908	48.654	172.5	2:28:54.817
11	1	2:50.392	1:06.829	54.722	48.841	95.4	2:31:45.209
12	1	3:07.721	1:25.820	1:03.134	38.767	71.5	2:34:52.930
13	1	2:07.448	48.225	43.175	36.048	178.5	2:37:00.378
14	1	2:04.315	47.482	42.240	34.593	185.2	2:39:04.693
15	1	2:04.438	47.562	41.837	35.039	174.1	2:41:09.131
16	1	2:19.413 P	48.240	46.472	44.701	184.6	2:43:28.544
17	1	2:29.169	1:10.708	42.923	35.538	95.4	2:45:57.713
18	1	2:05.284	47.553	42.579	35.152	184.6	2:48:02.997
19	1	2:03.752	47.097	42.111	34.544	180.6	2:50:06.749
20	1	2:03.675	47.260	41.778	34.637	190.8	2:52:10.424
21	1	2:04.051	47.442	42.105	34.504	177.0	2:54:14.475
22	1	2:03.417	47.193	41.433	34.791	177.0	2:56:17.892
23	1	2:03.842	47.468	41.790	34.584	173.0	2:58:21.734
24	1	2:02.928	47.309	41.149	34.470	184.6	3:00:24.662
25	1	2:03.389	47.312	41.503	34.574	187.8	3:02:28.051

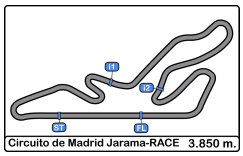

Circuito de Madrid Jarama - RACE

XI UV Endurance RACE Jarama

Carrera 8 horas resistencia

Tiempos Por Vuelta 3 Horas

20 EFICAR TEAM SAXO — SAXO

SAXO — EFICAR TEAM

Vta.	D	Tiempo	Sector 1	Sector 2	Sector 3	V. Max.	Elapsed
1	1	2:03:17.835	2:01:59.197	42.875	35.763		2:03:17.835
2	1	2:06.507	47.895	43.032	35.580	171.4	2:05:24.342
3	1	2:08.189	48.263	43.803	36.123	171.4	2:07:32.531
4	1	2:07.213	48.912	43.080	35.221	166.4	2:09:39.744
5	1	2:07.701	48.797	43.229	35.675	169.8	2:11:47.445
6	1	2:06.958	48.737	42.517	35.704	171.7	2:13:54.403
7	1	2:07.795	49.555	42.873	35.367	171.1	2:16:02.198
8	1	3:56.267 P	49.434	43.450	2:23.383	170.6	2:19:58.465
9	1	7:29.960	6:09.236	44.389	36.335	78.4	2:27:28.425
10	1	2:39.238	55.104	58.781	45.353	167.9	2:30:07.663
11	1	2:41.973	1:01.990	55.152	44.831	114.7	2:32:49.636
12	1	2:20.109	52.543	46.864	40.702	134.6	2:35:09.745
13	1	2:09.388	49.391	43.666	36.331	166.9	2:37:19.133
14	1	2:09.533	49.402	43.831	36.300	166.9	2:39:28.666
15	1	2:09.078	49.339	43.637	36.102	166.9	2:41:37.744
16	1	2:10.944	49.724	44.100	37.120	163.8	2:43:48.688
17	1	2:11.069	49.617	44.566	36.886	164.3	2:45:59.757
18	1	2:09.964	50.580	43.451	35.933	167.1	2:48:09.721
19	1	2:09.355	49.237	43.418	36.700	171.9	2:50:19.076
20	1	2:08.851	48.968	43.223	36.660	170.6	2:52:27.927
21	1	2:09.224	49.337	43.789	36.098	168.4	2:54:37.151
22	1	2:09.958	49.015	44.468	36.475	164.6	2:56:47.109
23	1	2:09.500	49.115	44.386	35.999	168.4	2:58:56.609
24	1	2:08.823	48.946	43.825	36.052	165.8	3:01:05.432
25	1		49.364			167.4	

21 DHR — NISSAN SUNY

2 — ULTIMA VUELTA

Vta.	D	Tiempo	Sector 1	Sector 2	Sector 3	V. Max.	Elapsed
1	1	2:03:50.767	2:02:33.435	42.661	34.671		2:03:50.767
2	1	2:05.527	48.283	42.089	35.155	169.5	2:05:56.294
3	1	6:26.817 P	48.619	42.398	4:55.800	158.8	2:12:23.111
4	1	5:57.083	4:34.687	46.462	35.934	76.7	2:18:20.194
5	1	2:08.552	49.895	43.014	35.643	151.0	2:20:28.746
6	1	2:07.833	49.116	43.410	35.307	169.5	2:22:36.579
7	1	2:10.339	49.631	45.149	35.559	180.3	2:24:46.918
8	1	2:07.208	48.583	43.415	35.210	178.5	2:26:54.126
9	1	2:14.165	49.410	44.495	40.260	177.0	2:29:08.291
10	1	2:42.127	59.772	57.230	45.125	123.9	2:31:50.418
11	1	3:09.037	1:26.334	1:05.681	37.022	57.7	2:34:59.455
12	1	2:05.851	48.327	42.614	34.910	181.2	2:37:05.306
13	1	2:06.687	48.982	42.921	34.784	165.8	2:39:11.993
14	1	2:06.051	48.578	42.616	34.857	171.4	2:41:18.044
15	1	2:06.992	48.037	43.975	34.980	168.7	2:43:25.036
16	1	2:06.813	48.249	43.324	35.240	181.5	2:45:31.849
17	1	2:05.425	48.118	42.515	34.792	176.7	2:47:37.274
18	1	2:05.688	48.104	42.589	34.995	178.8	2:49:42.962
19	1	2:05.647	48.503	42.306	34.838	178.5	2:51:48.609
20	1	2:05.952	47.714	42.179	36.059	179.4	2:53:54.561
21	1	2:05.920	48.256	42.742	34.922	176.7	2:56:00.481
22	1	2:06.541	48.736	42.464	35.341	175.6	2:58:07.022
23	1	2:05.923	48.302	42.684	34.937	177.0	3:00:12.945
24	1	2:05.500	48.082	42.459	34.959	177.0	3:02:18.445

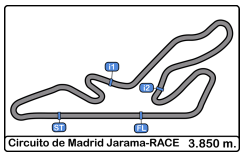

Circuito de Madrid Jarama - RACE

XI UV Endurance RACE Jarama

Carrera 8 horas resistencia

Tiempos Por Vuelta 3 Horas

22 TECSPORT - OLIMPIA V. GOLF

2 ULTIMA VUELTA

Vta.	D	Tiempo	Sector 1	Sector 2	Sector 3	V. Max.	Elapsed
1	1	2:03:32.835	2:02:16.948	40.806	35.081		2:03:32.835
2	1	2:04.696	47.860	41.107	35.729	174.4	2:05:37.531
3	1	2:03.703	47.664	41.246	34.793	184.9	2:07:41.234
4	1	2:04.760	47.874	41.495	35.391	185.2	2:09:45.994
5	1	2:04.346	47.718	42.003	34.625	172.2	2:11:50.340
6	1	2:04.282	47.747	41.952	34.583	175.6	2:13:54.622
7	1	2:04.240	48.480	41.038	34.722	172.2	2:15:58.862
8	1	2:03.132	47.464	40.667	35.001	185.8	2:18:01.994
9	1	2:03.406	47.826	40.861	34.719	169.8	2:20:05.400
10	1	2:05.612	48.485	41.814	35.313	179.7	2:22:11.012
11	1	2:06.281	49.563	41.798	34.920	181.8	2:24:17.293
12	1	2:04.523	48.044	41.688	34.791	187.1	2:26:21.816
13	1	2:12.480	48.510	42.426	41.544	166.6	2:28:34.296
14	1	3:08.806	59.530	1:06.450	1:02.826	120.6	2:31:43.102
15	1	3:05.337	1:25.834	1:01.299	38.204	69.9	2:34:48.439
16	1	2:04.844	47.852	41.954	35.038	170.0	2:36:53.283
17	1	2:04.297	47.948	41.664	34.685	178.8	2:38:57.580
18	1	2:04.632	48.077	41.381	35.174	174.7	2:41:02.212
19	1	2:04.794	48.204	41.332	35.258	183.6	2:43:07.006
20	1	2:04.622	48.236	41.517	34.869	180.0	2:45:11.628
21	1	2:04.869	47.886	41.726	35.257	169.2	2:47:16.497
22	1	2:04.418	47.815	41.566	35.037	180.0	2:49:20.915
23	1	2:05.038	48.818	41.215	35.005	167.1	2:51:25.953
24	1	2:04.099	47.525	41.785	34.789	185.8	2:53:30.052
25	1	2:05.648	48.467	42.050	35.131	181.2	2:55:35.700
26	1	2:06.066	48.713	41.936	35.417	168.2	2:57:41.766
27	1	2:06.094	48.858	41.802	35.434	160.7	2:59:47.860
28	1	2:05.057	48.513	41.527	35.017	162.4	3:01:52.917

23 RIGA SAXO SAXO

SAXO RASANTE SPORT

Vta.	D	Tiempo	Sector 1	Sector 2	Sector 3	V. Max.	Elapsed
1	1	2:02:12.468			2:02:12.468		2:02:12.468
2	1	2:09.589	49.401	44.149	36.039	170.3	2:04:22.057
3	1	2:09.419	49.377	43.974	36.068	174.7	2:06:31.476
4	1	2:08.948	49.281	43.811	35.856	171.4	2:08:40.424
5	1	2:08.716	48.904	43.931	35.881	171.1	2:10:49.140
6	1	2:10.351	49.843	43.714	36.794	169.8	2:12:59.491
7	1	2:12.096	50.228	44.301	37.567	170.3	2:15:11.587
8	1	2:11.812	49.950	44.486	37.376	169.8	2:17:23.399
9	1	2:09.161	49.287	43.832	36.042	171.9	2:19:32.560
10	1	2:09.225	49.469	43.707	36.049	171.1	2:21:41.785
11	1	2:09.853	49.279	44.562	36.012	171.1	2:23:51.638
12	1	2:09.309	49.005	43.775	36.529	173.3	2:26:00.947
13	1	2:10.154	49.242	43.743	37.169	171.4	2:28:11.101
14	1	3:25.907	58.524	1:23.550	1:03.833	150.8	2:31:37.008
15	1	3:03.740	1:26.501	57.373	39.866	63.4	2:34:40.748
16	1	2:09.679	50.094	43.366	36.219	166.1	2:36:50.427
17	1	2:09.499	49.062	44.202	36.235	171.1	2:38:59.926
18	1	2:08.534	48.890	43.493	36.151	171.7	2:41:08.460
19	1	2:13.448	49.783	46.909	36.756	169.0	2:43:21.908
20	1	2:09.383	49.344	43.539	36.500	169.0	2:45:31.291
21	1	2:10.097	49.566	43.670	36.861	169.2	2:47:41.388
22	1	2:10.804	50.663	43.823	36.318	167.7	2:49:52.192
23	1	2:12.051	50.843	43.940	37.268	172.8	2:52:04.243
24	1	2:09.727	49.185	43.841	36.701	173.6	2:54:13.970
25	1	2:09.524	49.345	43.768	36.411	168.4	2:56:23.494
26	1	2:10.274	50.082	44.037	36.155	171.9	2:58:33.768
27	1	2:09.589	49.346	43.781	36.462	171.1	3:00:43.357
28	1		49.297	43.259		172.2	

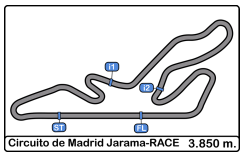

Circuito de Madrid Jarama - RACE
XI UV Endurance RACE Jarama
Carrera 8 horas resistencia
Tiempos Por Vuelta 3 Horas

25 AMAZON SPORT V. GOLF
2 AECD

Vta.	D	Tiempo	Sector 1	Sector 2	Sector 3	V. Max.	Elapsed
1	1	2:07:36.324	2:06:08.791	48.253	39.280	75.5	2:07:36.324
2	1	2:18.695	53.800	46.509	38.386	161.1	2:09:55.019
3	1	2:16.576	51.377	46.087	39.112	167.4	2:12:11.595
4	1	2:15.451	51.138	46.531	37.782	166.6	2:14:27.046
5	1	2:15.379	51.576	45.893	37.910	163.8	2:16:42.425
6	1	2:16.519	51.033	47.207	38.279	166.4	2:18:58.944
7	1	2:14.801	51.619	45.817	37.365	170.3	2:21:13.745
8	1	2:15.282	51.255	46.058	37.969	165.1	2:23:29.027
9	1	2:15.348	51.379	45.750	38.219	171.1	2:25:44.375
10	1	2:14.845	51.089	46.462	37.294	164.8	2:27:59.220
11	1	3:37.290	1:09.615	1:23.800	1:03.875	124.8	2:31:36.510
12	1	3:03.907	1:26.561	57.410	39.936	63.9	2:34:40.417
13	1	2:15.845	52.049	46.810	36.986	160.7	2:36:56.262
14	1	2:15.006	51.022	45.799	38.185	165.3	2:39:11.268
15	1	2:15.548	51.601	45.481	38.466	162.6	2:41:26.816
16	1	2:16.420	52.453	46.393	37.574	154.9	2:43:43.236
17	1	2:17.004	50.314	47.408	39.282	170.3	2:46:00.240
18	1	2:17.812	52.879	47.607	37.326	163.3	2:48:18.052
19	1	2:16.318	51.270	47.579	37.469	166.4	2:50:34.370
20	1	2:16.047	50.990	47.384	37.673	171.4	2:52:50.417
21	1	2:17.767	51.501	46.762	39.504	172.5	2:55:08.184
22	1	2:20.227	55.228	47.209	37.790	120.5	2:57:28.411
23	1	2:16.716	50.884	46.337	39.495	166.1	2:59:45.127
24	1	2:21.478	55.561	46.926	38.991	125.5	3:02:06.605

43 IMARTI MOTORSPORT HONDA CIVIC
1 ESCUDERIA CERRO NEGRO

Vta.	D	Tiempo	Sector 1	Sector 2	Sector 3	V. Max.	Elapsed
1	1	2:02:05.850			2:02:05.850		2:02:05.850
2	1	2:10.822	50.264	43.688	36.870	168.2	2:04:16.672
3	1	2:10.232	49.665	43.914	36.653	171.4	2:06:26.904
4	1	2:10.491	50.127	43.591	36.773	169.2	2:08:37.395
5	1	2:09.616	49.817	43.694	36.105	167.7	2:10:47.011
6	1	2:11.111	49.186	45.817	36.108	171.9	2:12:58.122
7	1	2:13.212	49.178	46.419	37.615	171.4	2:15:11.334
8	1	2:11.528	49.925	44.210	37.393	165.3	2:17:22.862
9	1	2:10.813	49.989	44.560	36.264	173.9	2:19:33.675
10	1	2:09.838	50.268	43.429	36.141	164.1	2:21:43.513
11	1	2:09.266	49.155	43.944	36.167	173.0	2:23:52.779
12	1	2:08.951	49.233	43.342	36.376	175.0	2:26:01.730
13	1	2:16.920	49.441	45.724	41.755	170.8	2:28:18.650
14	1	3:20.745	56.053	1:20.804	1:03.888	138.2	2:31:39.395
15	1	3:02.987	1:26.618	57.741	38.628	66.9	2:34:42.382
16	1	2:11.767	50.577	44.333	36.857	150.4	2:36:54.149
17	1	2:09.008	49.372	43.390	36.246	171.4	2:39:03.157
18	1	2:10.237	51.035	43.039	36.163	168.2	2:41:13.394
19	1	2:09.617	48.588	44.821	36.208	178.8	2:43:23.011
20	1	2:10.272	49.439	44.034	36.799	169.8	2:45:33.283
21	1	2:08.845	48.636	43.336	36.873	177.3	2:47:42.128
22	1	2:10.767	51.226	43.527	36.014	166.6	2:49:52.895
23	1	2:09.327	49.885	42.863	36.579	172.5	2:52:02.222
24	1	2:08.600	49.322	43.272	36.006	173.3	2:54:10.822
25	1	2:06.290	48.507	42.592	35.191	176.1	2:56:17.112
26	1	2:09.763	49.828	44.080	35.855	156.9	2:58:26.875
27	1	2:08.398	48.389	43.663	36.346	176.4	3:00:35.273
28	1		48.493	43.596		176.1	

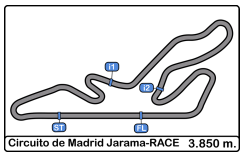

Circuito de Madrid Jarama - RACE
XI UV Endurance RACE Jarama
Carrera 8 horas resistencia
Tiempos Por Vuelta 3 Horas

51 AUTOCODE TORREJON — SAXO

SAXO — ESCUDERIA CENTRO

Vta.	D	Tiempo		Sector 1	Sector 2	Sector 3	V. Max.	Elapsed
1	1	2:02:51.429			2:02:14.542	36.887		2:02:51.429
2	1	2:11.905		50.750	44.339	36.816	156.2	2:05:03.334
3	1	2:19.160	P	51.795	45.361	42.004	155.8	2:07:22.494
4	1	3:52.956		2:32.864	43.936	36.156	86.4	2:11:15.450
5	1	2:10.288		49.929	43.922	36.437	165.8	2:13:25.738
6	1	2:10.921		50.125	43.883	36.913	167.9	2:15:36.659
7	1	2:13.267		50.125	46.083	37.059	160.4	2:17:49.926
8	1	2:13.607		51.982	45.296	36.329	157.6	2:20:03.533
9	1	2:09.824		49.636	43.832	36.356	169.2	2:22:13.357
10	1	2:10.384		49.327	44.579	36.478	170.6	2:24:23.741
11	1	2:09.083		49.100	44.023	35.960	173.3	2:26:32.824
12	1	2:23.709		49.253	46.586	47.870	169.8	2:28:56.533
13	1	2:50.373		1:07.323	55.274	47.776	98.3	2:31:46.906
14	1	3:07.039		1:24.847	1:03.404	38.788	66.7	2:34:53.945
15	1	2:10.429		49.607	44.053	36.769	169.5	2:37:04.374
16	1	2:11.525		50.542	44.614	36.369	151.2	2:39:15.899
17	1	2:11.025		49.127	44.371	37.527	171.7	2:41:26.924
18	1	2:08.573		49.029	43.716	35.828	168.7	2:43:35.497
19	1	2:08.670		49.156	43.531	35.983	171.1	2:45:44.167
20	1	2:08.929		49.210	43.647	36.072	170.8	2:47:53.096
21	1	2:08.192		48.959	43.351	35.882	171.7	2:50:01.288
22	1	2:09.115		49.463	43.814	35.838	167.9	2:52:10.403
23	1	2:09.340		49.440	43.448	36.452	171.1	2:54:19.743
24	1	2:08.583		49.093	43.493	35.997	172.8	2:56:28.326
25	1	2:09.309		49.143	44.047	36.119	171.4	2:58:37.635
26	1	2:09.310		49.382	43.851	36.077	175.0	3:00:46.945
27	1			49.098	43.671		172.2	

93 GPLOIL-CKC — SUZUKI SWIFT

1 — ATKMOTORSPORT MADRID

Vta.	D	Tiempo		Sector 1	Sector 2	Sector 3	V. Max.	Elapsed
1	1	2:02:11.335				2:02:11.335		2:02:11.335
2	1	2:10.293		50.220	43.853	36.220	166.4	2:04:21.628
3	1	2:10.547		50.424	44.064	36.059	173.6	2:06:32.175
4	1	2:08.979		49.538	43.540	35.901	169.2	2:08:41.154
5	1	2:08.483		49.220	43.310	35.953	174.4	2:10:49.637
6	1	2:10.050		50.199	43.266	36.585	168.2	2:12:59.687
7	1	2:08.910		49.494	43.573	35.843	175.3	2:15:08.597
8	1	3:05.038	P	50.098	1:16.939	58.001	172.2	2:18:13.635
9	1	10:39.050		9:01.250	47.814	49.986	84.1	2:28:52.685
10	1	2:51.241		1:05.638	53.197	52.406	108.8	2:31:43.926
11	1	3:05.969		1:26.004	1:01.077	38.888	71.8	2:34:49.895
12	1	2:12.863		50.303	44.533	38.027	165.3	2:37:02.758
13	1	2:10.929		49.632	45.344	35.953	170.6	2:39:13.687
14	1	2:11.135		50.159	44.610	36.366	171.1	2:41:24.822
15	1	2:09.490		50.185	43.540	35.765	170.8	2:43:34.312
16	1	2:08.586		48.947	43.841	35.798	172.2	2:45:42.898
17	1	2:09.018		49.482	43.375	36.161	170.0	2:47:51.916
18	1	2:08.427		49.459	43.209	35.759	171.1	2:50:00.343
19	1	2:09.308		50.071	43.473	35.764	171.4	2:52:09.651
20	1	2:09.206		49.912	43.254	36.040	169.5	2:54:18.857
21	1	2:08.100		49.209	43.104	35.787	173.9	2:56:26.957
22	1	2:10.232		49.720	43.685	36.827	169.5	2:58:37.189
23	1	2:08.389		49.091	43.502	35.796	173.6	3:00:45.578
24	1			49.231	43.074		175.6	

79 DE AUGUSTO CARRERAS — BMW 325I

3 — C.D. QUINTANO SPORT

Vta.	D	Tiempo		Sector 1	Sector 2	Sector 3	V. Max.	Elapsed
1	1	2:01:56.623				2:01:56.623		2:01:56.623
2	1	2:03.602		47.440	41.412	34.750	190.1	2:04:00.225
3	1	2:03.705		47.641	41.363	34.701	183.6	2:06:03.930
4	1	2:02.799		46.961	41.177	34.661	190.4	2:08:06.729
5	1	2:04.837		47.407	41.137	36.293	190.4	2:10:11.566
6	1	2:03.595		47.415	41.588	34.592	190.8	2:12:15.161
7	1	2:04.506		47.984	41.824	34.698	193.8	2:14:19.667
8	1	2:03.171		47.066	41.335	34.770	196.0	2:16:22.838
9	1	2:03.747		47.088	41.600	35.059	191.8	2:18:26.585
10	1	2:03.468		47.342	41.391	34.735	183.0	2:20:30.053
11	1	2:06.872		48.756	42.938	35.178	182.7	2:22:36.925
12	1	5:20.016	P	48.746	53.181	3:38.089	191.1	2:27:56.941
13	1	7:44.525		6:27.312	42.090	35.123	81.8	2:35:41.466
14	1	2:03.763		47.105	41.637	35.021	177.6	2:37:45.229
15	1	2:05.635		48.151	42.257	35.227	181.5	2:39:50.864
16	1	19:27.361		18:00.168	47.805	39.388	83.9	2:59:18.225
17	1	2:02.164		46.835	40.742	34.587	180.0	3:01:20.389
18	1			46.890			189.8	

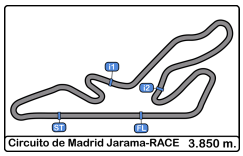

Circuito de Madrid Jarama - RACE
XI UV Endurance RACE Jarama
Carrera 8 horas resistencia
Análisis 3 Horas

Num	T. Vta.	Dif
Vta 1		
2	2:01:54.336	
6	2:01:55.953	01.617
16	2:01:56.450	02.114
79	2:01:56.623	02.287
8	2:02:04.439	10.103
43	2:02:05.850	11.514
93	2:02:11.335	16.999
23	2:02:12.468	18.132
9	2:02:45.772	51.436
51	2:02:51.429	57.093
7	2:02:53.005	58.669
17	2:02:57.787	1:03.451
4	2:03:10.620	1:16.284
14	2:03:15.564	1:21.228
19	2:03:16.504	1:22.168
20	2:03:17.835	1:23.499
10	2:03:18.923	1:24.587
12	2:03:20.617	1:26.281
3	2:03:25.159	1:30.823
11	2:03:32.007	1:37.671
22	2:03:32.835	1:38.499
18	2:03:37.342	1:43.006
15	2:03:41.628	1:47.292
1	2:03:48.964	1:54.628
21	2:03:50.767	1:56.431
Num	**T. Vta.**	**Dif**
Vta 2		
2	1:58.196	
6	1:56.735	00.156
79	2:03.602	07.693
16	2:13.671	17.589
8	2:06.715	18.622
43	2:10.822	24.140
93	2:10.293	29.096
23	2:09.589	29.525
9	2:01.360	54.600
7	1:59.494	59.967
51	2:11.905	1:10.802
17	2:07.146	1:12.401
4	1:59.256	1:17.344
19	1:57.622	1:21.594
12	2:02.410	1:30.495
20	2:06.507	1:31.810
10	2:08.355	1:34.746
3	2:08.545	1:41.172
11	2:03.098	1:42.573
13	2:05:36.711	1 Lap
22	2:04.696	1:44.999
18	2:09.234	1:54.044
1	1:58.819	1:55.251
15	2:07.001	1:56.097

Num	T. Vta.	Dif
Vta 3		
6	1:56.591	
21	2:05.527	1 Lap
79	2:03.705	14.651
8	2:06.109	27.984
16	2:10.927	31.769
43	2:10.232	37.625
23	2:09.419	42.197
93	2:10.547	42.896
9	2:01.000	58.853
7	1:59.474	1:02.694
4	2:00.907	1:21.504
19	1:57.793	1:22.640
17	2:09.674	1:25.328
51	2:19.160	1:33.215
12	2:01.112	1:34.860
20	2:08.189	1:43.252
10	2:08.642	1:46.641
25	2:07:36.324	2 Laps
11	2:03.261	1:49.087
22	2:03.703	1:51.955
3	2:10.177	1:54.602
14	4:30.018	1 Lap
1	2:00.333	1:58.837
Num	**T. Vta.**	**Dif**
Vta 4		
6	1:59.301	
15	2:07.289	1 Lap
18	2:10.900	1 Lap
79	2:02.799	18.149
2	4:18.873	1 Lap
8	2:07.107	35.790
16	2:09.500	41.968
43	2:10.491	48.815
23	2:08.948	51.844
93	2:08.979	52.574
9	2:01.296	1:00.848
7	1:59.261	1:02.654
19	1:57.354	1:20.693
4	1:59.886	1:22.089
17	2:06.741	1:32.768
12	2:01.114	1:36.673
20	2:07.213	1:51.164
11	2:06.206	1:55.992
10	2:10.058	1:57.398
22	2:04.760	1:57.414
Num	**T. Vta.**	**Dif**
Vta 5		
6	1:57.766	
1	2:00.448	1 Lap
3	2:10.369	1 Lap
25	2:18.695	3 Laps
15	2:06.794	1 Lap

Num	T. Vta.	Dif
18	2:06.958	1 Lap
79	2:04.837	25.220
8	2:06.894	44.918
16	2:10.467	54.669
43	2:09.616	1:00.665
23	2:08.716	1:02.794
93	2:08.483	1:03.291
9	2:01.154	1:04.236
7	1:59.871	1:04.759
19	1:57.888	1:20.815
4	1:59.986	1:24.309
51	3:52.956	1 Lap
12	2:01.385	1:40.292
17	2:08.222	1:43.224
Num	**T. Vta.**	**Dif**
Vta 6		
6	1:57.745	
20	2:07.701	1 Lap
1	1:59.766	1 Lap
11	2:04.651	1 Lap
22	2:04.346	1 Lap
10	2:09.306	1 Lap
3	2:09.653	1 Lap
15	2:06.708	1 Lap
18	2:07.117	1 Lap
25	2:16.576	3 Laps
79	2:03.595	31.070
21	6:26.817	3 Laps
8	2:04.985	52.158
7	1:59.775	1:06.789
16	2:12.434	1:09.358
9	2:03.118	1:09.609
43	2:11.111	1:14.031
23	2:10.351	1:15.400
93	2:10.050	1:15.596
19	1:58.099	1:21.169
4	1:59.150	1:25.714
51	2:10.288	1 Lap
12	2:01.034	1:43.581
17	2:07.088	1:52.567
Num	**T. Vta.**	**Dif**
Vta 7		
6	1:56.986	
1	1:59.445	1 Lap
20	2:06.958	1 Lap
11	2:05.276	1 Lap
22	2:04.282	1 Lap
13	8:18.149	5 Laps
10	2:07.773	1 Lap
3	2:09.661	1 Lap
15	2:06.560	1 Lap
18	2:07.380	1 Lap
79	2:04.506	38.590

Num	T. Vta.	Dif
25	2:15.451	3 Laps
8	2:06.192	1:01.364
7	2:00.003	1:09.806
9	2:00.808	1:13.431
2	6:50.792	3 Laps
14	7:18.390	4 Laps
16	2:13.479	1:25.851
93	2:08.910	1:27.520
4	2:00.741	1:29.469
43	2:13.212	1:30.257
23	2:12.096	1:30.510
51	2:10.921	1 Lap
Num	**T. Vta.**	**Dif**
Vta 8		
6	1:57.459	
17	2:07.426	1 Lap
1	1:58.708	1 Lap
13	2:02.113	5 Laps
22	2:04.240	1 Lap
20	2:07.795	1 Lap
10	2:07.899	1 Lap
3	2:08.731	1 Lap
15	2:06.738	1 Lap
79	2:03.171	44.302
18	2:07.200	1 Lap
25	2:15.379	3 Laps
8	2:06.118	1:10.023
7	1:59.363	1:11.710
9	2:00.977	1:16.949
2	1:59.593	3 Laps
4	2:00.564	1:32.574
14	2:14.252	4 Laps
43	2:11.528	1:44.326
23	2:11.812	1:44.863
16	2:16.887	1:45.279
Num	**T. Vta.**	**Dif**
Vta 9		
6	1:59.132	
19	4:41.331	2 Laps
1	2:01.684	1 Lap
51	2:13.267	2 Laps
17	2:07.973	1 Lap
12	4:26.333	2 Laps
13	2:02.173	5 Laps
22	2:03.132	1 Lap
93	3:05.038	1 Lap
21	5:57.083	5 Laps
10	2:09.442	1 Lap
79	2:03.747	48.917
15	2:07.572	1 Lap
18	2:05.580	1 Lap
3	2:11.234	1 Lap
7	2:00.383	1:12.961

Num	T. Vta.	Dif
8	2:05.612	1:16.503
9	2:02.101	1:19.918
25	2:16.519	3 Laps
2	1:58.829	3 Laps
4	1:58.932	1:32.374
14	2:14.240	4 Laps
23	2:09.161	1:54.892
43	2:10.813	1:56.007
Num	**T. Vta.**	**Dif**
Vta 10		
6	1:56.844	
16	2:11.219	1 Lap
1	2:00.533	1 Lap
20	3:56.267	2 Laps
17	2:09.122	1 Lap
13	2:02.216	5 Laps
11	6:06.893	3 Laps
51	2:13.607	2 Laps
22	2:03.406	1 Lap
10	2:07.452	1 Lap
21	2:08.552	5 Laps
79	2:03.468	55.541
15	2:06.706	1 Lap
18	2:06.792	1 Lap
3	2:09.606	1 Lap
7	1:59.010	1:15.127
2	1:58.706	3 Laps
8	2:05.168	1:24.827
4	1:58.886	1:34.416
25	2:14.801	3 Laps
Num	**T. Vta.**	**Dif**
Vta 11		
6	1:57.719	
23	2:09.225	1 Lap
43	2:09.838	1 Lap
14	2:12.675	5 Laps
16	2:10.942	1 Lap
1	1:58.843	1 Lap
13	2:01.861	5 Laps
17	2:07.653	1 Lap
22	2:05.612	1 Lap
51	2:09.824	2 Laps
10	2:07.202	1 Lap
21	2:07.833	5 Laps
79	2:06.872	1:04.694
15	2:06.940	1 Lap
18	2:06.430	1 Lap
7	1:59.700	1:17.108
3	2:09.823	1 Lap
2	1:58.215	3 Laps
9	4:06.112	1 Lap
8	2:05.170	1:32.278
4	1:57.817	1:34.514

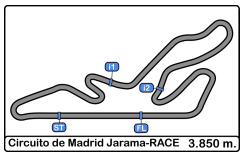

Circuito de Madrid Jarama - RACE

XI UV Endurance RACE Jarama

Carrera 8 horas resistencia

Análisis 3 Horas

Num	T. Vta.	Dif
25	2:15.282	3 Laps

Num	T. Vta.	Dif
Vta 12		
6	1:58.172	
1	1:59.678	1 Lap
23	2:09.853	1 Lap
43	2:09.266	1 Lap
16	2:10.212	1 Lap
14	2:12.344	5 Laps
13	2:00.742	5 Laps
17	2:07.138	1 Lap
22	2:06.281	1 Lap
19	6:36.321	4 Laps
51	2:10.384	2 Laps
10	2:10.868	1 Lap
21	2:10.339	5 Laps
7	2:01.250	1:20.186
15	2:06.890	1 Lap
18	2:07.280	1 Lap
12	6:58.795	4 Laps
2	1:59.129	3 Laps
3	2:10.406	1 Lap
4	2:00.137	1:36.479
8	2:05.501	1:39.607

Num	T. Vta.	Dif
Vta 13		
6	1:57.626	
25	2:15.348	4 Laps
1	1:58.744	1 Lap
23	2:09.309	1 Lap
43	2:08.951	1 Lap
13	2:01.313	5 Laps
16	2:09.111	1 Lap
14	2:13.016	5 Laps
22	2:04.523	1 Lap
17	2:12.889	1 Lap
19	2:09.101	4 Laps
51	2:09.083	2 Laps
11	6:42.825	5 Laps
7	1:59.780	1:22.340
10	2:07.695	1 Lap
21	2:07.208	5 Laps
2	1:58.892	3 Laps
15	2:06.442	1 Lap
18	2:06.366	1 Lap
4	1:59.778	1:38.631
3	2:10.372	1 Lap
8	2:04.881	1:46.862

Num	T. Vta.	Dif
Vta 14		
6	1:58.043	
20	7:29.960	5 Laps
1	2:00.083	1 Lap
79	5:20.016	2 Laps
25	2:14.845	4 Laps
23	2:10.154	1 Lap
13	2:08.853	5 Laps
43	2:16.920	1 Lap
14	2:18.379	5 Laps
22	2:12.480	1 Lap
93	10:39.050	5 Laps
19	2:22.804	4 Laps
17	2:26.999	1 Lap
51	2:23.709	2 Laps
11	2:18.066	5 Laps
10	2:13.808	1 Lap
21	2:14.165	5 Laps
15	2:11.343	1 Lap
18	2:10.765	1 Lap
8	2:10.185	1:59.004
3	2:26.656	1 Lap
20	2:39.238	4 Laps
25	3:37.290	3 Laps
23	3:25.907	4:10.936
13	3:23.749	4 Laps
43	3:20.745	4:13.323
9	8:36.585	3 Laps
14	3:12.834	4 Laps
22	3:08.806	4:17.030
93	2:51.241	4 Laps
5	2:31:44.309	13 Laps
19	2:50.392	3 Laps
51	2:50.373	1 Lap
11	2:46.055	4 Laps
10	2:41.916	4:23.267
21	2:42.127	4 Laps
18	2:41.822	4:25.094

Num	T. Vta.	Dif
Vta 15		
8	2:27.225	
7	5:02.155	1 Lap
2	4:58.783	4 Laps
3	2:22.591	1 Lap
20	2:41.973	4 Laps
6	6:35.671	2:09.442
4	7:20.541	1 Lap
25	3:03.907	3 Laps
23	3:03.740	2:48.447
13	3:03.232	4 Laps
43	3:02.987	2:50.081
9	3:02.462	3 Laps
14	3:06.323	4 Laps
22	3:05.337	2:56.138
93	3:05.969	4 Laps
19	3:07.721	3 Laps
51	3:07.039	1 Lap
11	3:06.257	4 Laps
10	3:08.167	3:05.205
21	3:09.037	4 Laps
18	3:11.868	3:10.733

Num	T. Vta.	Dif
Vta 16		
8	3:13.290	
3	3:06.467	1 Lap
20	2:20.109	4 Laps
79	7:44.525	3 Laps
17	7:12.990	2 Laps
5	4:28.990	14 Laps
13	2:00.527	4 Laps
9	2:01.013	3 Laps
23	2:09.679	1:44.836
1	9:06.828	2 Laps
22	2:04.844	1:47.692
43	2:11.767	1:48.558
25	2:15.845	3 Laps
19	2:07.448	3 Laps
11	2:06.350	4 Laps
93	2:12.863	4 Laps
14	2:16.152	4 Laps
51	2:10.429	1 Lap
10	2:07.052	1:58.967
21	2:05.851	4 Laps
18	2:05.902	2:03.345

Num	T. Vta.	Dif
Vta 17		
8	2:08.093	
20	2:09.388	4 Laps
3	2:10.770	1 Lap
79	2:03.763	3 Laps
15	8:36.649	3 Laps
7	6:13.651	2 Laps
2	6:12.109	5 Laps
5	2:02.326	14 Laps
13	2:00.531	4 Laps
9	1:59.354	3 Laps
22	2:04.297	1:43.896
23	2:09.499	1:46.242
43	2:09.008	1:49.473
19	2:04.315	3 Laps
11	2:05.136	4 Laps
10	2:06.534	1:57.408
25	2:15.006	3 Laps
21	2:06.687	4 Laps
93	2:10.929	4 Laps
18	2:05.054	2:00.306
51	2:11.525	1 Lap
14	2:13.327	4 Laps

Num	T. Vta.	Dif
Vta 18		
8	2:05.880	
4	4:52.465	3 Laps
20	2:09.533	4 Laps
3	2:10.289	1 Lap
79	2:05.635	3 Laps
2	1:58.223	5 Laps
7	1:59.587	2 Laps
5	2:02.739	14 Laps
13	2:00.119	4 Laps
6	6:40.846	2 Laps
9	1:59.560	3 Laps
1	3:53.508	3 Laps
15	3:10.867	3 Laps
22	2:04.632	1:42.648
17	4:55.146	3 Laps
23	2:08.534	1:48.896
19	2:04.438	3 Laps
11	2:03.464	4 Laps
43	2:10.237	1:53.830
10	2:06.566	1:58.094
21	2:06.051	4 Laps
18	2:05.172	1:59.598
4	2:00.959	2 Laps
93	2:11.135	4 Laps

Num	T. Vta.	Dif
Vta 19		
8	2:06.221	
25	2:15.548	4 Laps
51	2:11.025	2 Laps
14	2:13.717	5 Laps
20	2:09.078	4 Laps
3	2:09.417	1 Lap
2	1:59.273	5 Laps
7	1:58.977	2 Laps
5	2:00.770	14 Laps
9	1:59.935	3 Laps
13	2:00.743	4 Laps
1	2:00.780	3 Laps
6	2:10.550	2 Laps
15	2:07.991	3 Laps
22	2:04.794	1:41.221
11	2:04.573	4 Laps
17	2:11.010	3 Laps
23	2:13.448	1:56.123
4	2:02.296	2 Laps
43	2:09.617	1:57.226
21	2:06.992	4 Laps
10	2:09.047	2:00.920
18	2:08.276	2:01.653
19	2:19.413	3 Laps

Num	T. Vta.	Dif
Vta 20		
8	2:05.141	
93	2:09.490	5 Laps
51	2:08.573	2 Laps
25	2:16.420	4 Laps
14	2:12.622	5 Laps
20	2:10.944	4 Laps
3	2:09.822	1 Lap
2	1:58.004	5 Laps
7	1:58.783	2 Laps
5	2:00.771	14 Laps
13	2:00.590	4 Laps
9	2:01.619	3 Laps
1	1:58.497	3 Laps
6	2:07.266	2 Laps
22	2:04.622	1:40.702
15	2:07.609	3 Laps
11	2:04.901	4 Laps
4	1:59.506	2 Laps
17	2:08.983	3 Laps
23	2:09.383	2:00.365
21	2:06.813	4 Laps
43	2:10.272	2:02.357
10	2:07.379	2:03.158
18	2:07.611	2:04.123

Num	T. Vta.	Dif
Vta 21		
8	2:05.550	
93	2:08.586	5 Laps
51	2:08.670	2 Laps
14	2:11.591	5 Laps
19	2:29.169	4 Laps
20	2:11.069	4 Laps
2	1:58.254	5 Laps
25	2:17.004	4 Laps
3	2:11.125	1 Lap
7	1:58.369	2 Laps
5	2:00.859	14 Laps
13	1:59.278	4 Laps
1	1:57.915	3 Laps
9	2:00.053	3 Laps
6	2:04.334	2 Laps
22	2:04.869	1:40.021
15	2:07.959	3 Laps
11	2:02.944	4 Laps
4	1:59.558	2 Laps
17	2:06.946	3 Laps
21	2:05.425	4 Laps
23	2:10.097	2:04.912
10	2:08.027	2:05.635
43	2:08.845	2:05.652

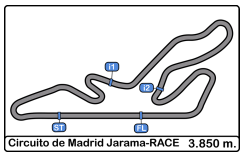

Circuito de Madrid Jarama - RACE

XI UV Endurance RACE Jarama

Carrera 8 horas resistencia

Análisis 3 Horas

Num	T. Vta.	Dif
Vta 22		
8	2:05.757	
18	2:08.114	1 Lap
93	2:09.018	5 Laps
51	2:08.929	2 Laps
2	1:59.916	5 Laps
7	1:59.874	2 Laps
19	2:05.284	4 Laps
14	2:13.259	5 Laps
20	2:09.964	4 Laps
3	2:10.227	1 Lap
25	2:17.812	4 Laps
5	2:01.405	14 Laps
1	1:58.544	3 Laps
13	2:00.409	4 Laps
9	1:59.705	3 Laps
6	2:03.602	2 Laps
22	2:04.418	1:38.682
4	2:00.576	2 Laps
11	2:03.206	4 Laps
15	2:08.547	3 Laps
17	2:07.759	3 Laps
21	2:05.688	4 Laps
Num	**T. Vta.**	**Dif**
Vta 23		
8	2:02.403	
10	2:07.141	1 Lap
18	2:07.198	1 Lap
23	2:10.804	1 Lap
43	2:10.767	1 Lap
93	2:08.427	5 Laps
7	1:59.332	2 Laps
51	2:08.192	2 Laps
2	2:01.229	5 Laps
19	2:03.752	4 Laps
20	2:09.355	4 Laps
14	2:10.560	5 Laps
3	2:08.382	1 Lap
5	2:02.008	14 Laps
25	2:16.318	4 Laps
1	1:57.609	3 Laps
9	1:59.349	3 Laps
13	2:00.626	4 Laps
6	2:04.398	2 Laps
4	1:59.690	2 Laps
22	2:05.038	1:41.317
11	2:03.128	4 Laps
15	2:08.075	3 Laps
17	2:07.663	3 Laps
21	2:05.647	4 Laps
Num	**T. Vta.**	**Dif**
Vta 24		
8	2:04.858	
10	2:06.731	1 Lap
18	2:07.133	1 Lap
7	1:59.943	2 Laps
2	2:00.495	5 Laps
43	2:09.327	1 Lap
23	2:12.051	1 Lap
93	2:09.308	5 Laps
51	2:09.115	2 Laps
19	2:03.675	4 Laps
5	2:02.796	14 Laps
20	2:08.851	4 Laps
3	2:09.782	1 Lap
14	2:11.283	5 Laps
1	1:59.104	3 Laps
9	1:59.765	3 Laps
13	2:00.526	4 Laps
25	2:16.047	4 Laps
6	2:05.618	2 Laps
4	1:59.005	2 Laps
22	2:04.099	1:40.558
11	2:02.389	4 Laps
15	2:07.980	3 Laps
17	2:08.119	3 Laps
21	2:05.952	4 Laps
Num	**T. Vta.**	**Dif**
Vta 25		
8	2:07.074	
7	2:00.931	2 Laps
2	2:00.558	5 Laps
10	2:08.122	1 Lap
18	2:09.021	1 Lap
43	2:08.600	1 Lap
23	2:09.727	1 Lap
19	2:04.051	4 Laps
93	2:09.206	5 Laps
51	2:09.340	2 Laps
5	2:00.372	14 Laps
20	2:09.224	4 Laps
1	1:58.991	3 Laps
3	2:09.482	1 Lap
14	2:09.265	5 Laps
9	1:58.618	3 Laps
13	2:00.021	4 Laps
25	2:17.767	4 Laps
4	2:00.870	2 Laps
6	2:08.142	2 Laps
22	2:05.648	1:39.132
11	2:05.129	4 Laps
15	2:09.210	3 Laps
21	2:05.920	4 Laps
7	1:58.861	1 Lap
2	1:59.865	4 Laps
Num	**T. Vta.**	**Dif**
Vta 26		
8	2:06.798	
17	2:11.423	4 Laps
10	2:07.371	1 Lap
18	2:09.632	1 Lap
43	2:06.290	1 Lap
19	2:03.417	4 Laps
23	2:09.524	1 Lap
93	2:08.100	5 Laps
5	2:00.721	14 Laps
51	2:08.583	2 Laps
1	1:57.710	3 Laps
9	1:59.931	3 Laps
13	2:00.795	4 Laps
20	2:09.958	4 Laps
3	2:10.282	1 Lap
14	2:11.252	5 Laps
4	1:59.951	2 Laps
25	2:20.227	4 Laps
6	2:06.961	2 Laps
11	2:02.605	4 Laps
22	2:06.066	1:38.400
7	2:00.366	1 Lap
15	2:07.992	3 Laps
2	2:00.020	4 Laps
21	2:06.541	4 Laps
17	2:08.190	3 Laps
10	2:07.363	2:15.473
19	2:03.842	3 Laps
18	2:09.562	2:22.343
43	2:09.763	2:23.509
5	2:01.657	13 Laps
23	2:10.274	2:30.402
1	1:58.903	2 Laps
93	2:10.232	4 Laps
51	2:09.309	1 Lap
9	1:58.728	2 Laps
13	2:00.163	3 Laps
20	2:09.500	3 Laps
3	2:08.974	2:54.636
14	2:08.259	4 Laps
79	19:27.361	10 Laps
4	1:58.927	1 Lap
11	2:04.290	3 Laps
6	2:10.614	1 Lap
25	2:16.716	3 Laps
Num	**T. Vta.**	**Dif**
Vta 27		
22	2:06.094	
7	1:59.993	1 Lap
2	1:59.239	4 Laps
15	2:08.170	3 Laps
21	2:05.923	4 Laps
17	2:06.766	3 Laps
19	2:02.928	3 Laps
10	2:08.048	39.027
5	2:01.057	13 Laps
1	1:58.975	2 Laps
18	2:08.458	46.307
43	2:08.398	47.413
9	2:00.687	2 Laps
23	2:09.589	55.497
13	1:59.954	3 Laps
93	2:08.389	4 Laps
51	2:09.310	1 Lap
8	4:58.169	1:13.675
20	2:08.823	3 Laps
3	2:08.573	1:18.715
14	2:10.079	4 Laps
79	2:02.164	10 Laps
4	1:59.399	1 Lap
11	2:04.241	3 Laps
6	2:08.298	1 Lap
Num	**T. Vta.**	**Dif**
Vta 28		
22	2:05.057	
7	1:59.211	1 Lap
2	2:00.089	4 Laps
25	2:21.478	4 Laps
15	2:08.058	3 Laps
21	2:05.500	4 Laps
19	2:03.389	3 Laps
5	1:59.631	13 Laps
17	2:10.128	3 Laps

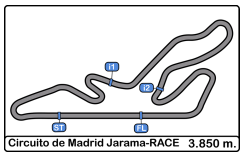

Circuito de Madrid Jarama - RACE

XI UV Endurance RACE Jarama

Carrera 8 horas resistencia

Mejores Sectores 3 Horas

	Sector - 1			Sector - 2			Sector - 3			Vuelta Ideal vs Mejor Vuelta					
Clas	Nº	Equipo	Tiempo	Nº	Equipo	Tiempo	Nº	Equipo	Tiempo	Clas	Nº	Equipo	Vta. Ideal	Mejor Vta.	Clas
1	19	FERNANDO NAVARRETE	43.968	6	GLOBAL CAR ADVISOR	38.419	19	FERNANDO NAVARRETE	32.254	1	19	FERNANDO NAVARRETE	1:54.949	1:55.145	1
2	6	GLOBAL CAR ADVISOR	44.706	19	FERNANDO NAVARRETE	38.727	2	BOYACA SPORT TEAM	32.425	2	6	GLOBAL CAR ADVISOR	1:55.727	1:56.439	2
3	7	JDM MOTOR 2	44.823	7	JDM MOTOR 2	39.059	6	GLOBAL CAR ADVISOR	32.602	3	7	JDM MOTOR 2	1:56.536	1:56.940	3
4	8	JDM MOTOR 1	44.896	2	BOYACA SPORT TEAM	39.139	1	RRO RACING	32.607	4	2	BOYACA SPORT TEAM	1:56.690	1:57.535	5
5	1	RRO RACING	44.897	4	M&M RACING TEAM	39.290	7	JDM MOTOR 2	32.654	5	1	RRO RACING	1:56.844	1:57.250	4
6	4	M&M RACING TEAM	45.016	1	RRO RACING	39.340	4	M&M RACING TEAM	32.853	6	4	M&M RACING TEAM	1:57.159	1:57.566	6
7	2	BOYACA SPORT TEAM	45.126	8	JDM MOTOR 1	39.423	8	JDM MOTOR 1	33.011	7	8	JDM MOTOR 1	1:57.330	1:57.815	7
8	12	4 TEAM	45.381	9	PUNTAL PRODUCTIONS	39.451	9	PUNTAL PRODUCTIONS	33.061	8	9	PUNTAL PRODUCTIONS	1:58.220	1:58.618	8
9	9	PUNTAL PRODUCTIONS	45.708	12	4 TEAM	39.736	13	ASAP RACING	33.220	9	12	4 TEAM	1:58.345	1:58.633	9
10	13	ASAP RACING	45.933	13	ASAP RACING	39.741	12	4 TEAM	33.228	10	13	ASAP RACING	1:58.894	1:59.278	10
11	22	TECSPORT - OLIMPIA	46.122	5	NO BRAIN TEAM	40.007	5	NO BRAIN TEAM	33.483	11	5	NO BRAIN TEAM	1:59.631	1:59.631	11
12	5	NO BRAIN TEAM	46.141	22	TECSPORT - OLIMPIA	40.317	22	TECSPORT - OLIMPIA	33.797	12	22	TECSPORT - OLIMPIA	2:00.236	2:00.236	12
13	24	M BOSS RACING	46.256	17	EMAN EGURRE	40.654	79	DE AUGUSTO CARRERAS	33.987	13	79	DE AUGUSTO CARRERAS	2:01.091	2:02.074	15
14	11	RR2 MOTORSPORT	46.337	79	DE AUGUSTO CARRERAS	40.681	24	M BOSS RACING	34.037	14	24	M BOSS RACING	2:01.186	2:01.784	14
15	79	DE AUGUSTO CARRERAS	46.423	11	RR2 MOTORSPORT	40.735	21	DHR	34.042	15	11	RR2 MOTORSPORT	2:01.240	2:01.636	13
16	21	DHR	46.688	24	M BOSS RACING	40.893	11	RR2 MOTORSPORT	34.168	16	21	DHR	2:01.811	2:02.151	16
17	10	PRIMERA TEAM	46.827	10	PRIMERA TEAM	40.924	10	PRIMERA TEAM	34.260	17	17	EMAN EGURRE	2:01.915	2:02.262	17
18	17	EMAN EGURRE	46.893	21	DHR	41.081	17	EMAN EGURRE	34.368	18	10	PRIMERA TEAM	2:02.011	2:02.371	18
19	43	IMARTI MOTORSPORT	46.943	43	IMARTI MOTORSPORT	41.140	43	IMARTI MOTORSPORT	34.416	19	43	IMARTI MOTORSPORT	2:02.499	2:02.865	19
20	18	PURA PASION	47.331	18	PURA PASION	41.253	18	PURA PASION	34.509	20	18	PURA PASION	2:03.093	2:03.319	20
21	20	EFICAR TEAM SAXO	47.514	20	EFICAR TEAM SAXO	42.017	14	E-PERFORMANCE	34.683	21	20	EFICAR TEAM SAXO	2:04.419	2:04.455	21
22	14	E-PERFORMANCE	47.595	14	E-PERFORMANCE	42.183	20	EFICAR TEAM SAXO	34.888	22	14	E-PERFORMANCE	2:04.461	2:04.964	22
23	3	COIMBRA SAYAGO	47.732	3	COIMBRA SAYAGO	42.485	16	SAAB ENDURANCE RACING SOCIETY	35.115	23	3	COIMBRA SAYAGO	2:05.336	2:05.649	23
24	16	SAAB ENDURANCE RACING SOCIETY	47.936	16	SAAB ENDURANCE RACING SOCIETY	42.566	3	COIMBRA SAYAGO	35.119	24	16	SAAB ENDURANCE RACING SOCIETY	2:05.617	2:06.172	24
25	15	BOYACA SAXO	48.129	93	GPLOIL-CKC	42.702	15	BOYACA SAXO	35.299	25	15	BOYACA SAXO	2:06.133	2:06.347	25
26	93	GPLOIL-CKC	48.301	15	BOYACA SAXO	42.705	93	GPLOIL-CKC	35.380	26	93	GPLOIL-CKC	2:06.383	2:06.531	26
27	23	RIGA SAXO	48.577	23	RIGA SAXO	42.708	23	RIGA SAXO	35.554	27	23	RIGA SAXO	2:06.839	2:07.519	27
28	51	AUTOCODE TORREJON	48.865	51	AUTOCODE TORREJON	43.339	51	AUTOCODE TORREJON	35.828	28	51	AUTOCODE TORREJON	2:08.032	2:08.192	28
29	25	AMAZON SPORT	50.314	25	AMAZON SPORT	45.481	25	AMAZON SPORT	36.986	29	25	AMAZON SPORT	2:12.781	2:14.801	29

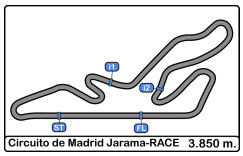

Circuito de Madrid Jarama - RACE

XI UV Endurance RACE Jarama

Carrera 8 horas resistencia

Secuencia Líder 3 Horas

Nº	Equipo	Concursante	Vehiculo	Cat	V.Inici	V. Fin	Vtas	Total
2	BOYACA SPORT TEAM	VSR MOTORSPORT	BMW 325	3	1	**4**	4	4
19	FERNANDO NAVARRETE	ULTIMA VUELTA	BMW 325I	3	5	**25**	21	21
1	RRO RACING	VSR MOTORSPORT	BMW 325	3	26	**31**	6	6
8	JDM MOTOR 1	ULTIMA VUELTA	BMW 325	3	32	**39**	8	8
7	JDM MOTOR 2	ULTIMA VUELTA	BMW E36	3	40	**48**	9	9
4	M&M RACING TEAM	ESCUDERIA CENTRO	BMW 325	3	49	**50**	2	2
2	BOYACA SPORT TEAM	VSR MOTORSPORT	BMW 325	3	51	**61**	11	15
1	RRO RACING	VSR MOTORSPORT	BMW 325	3	62	**71**	10	16
8	JDM MOTOR 1	ULTIMA VUELTA	BMW 325	3	72	**80**	9	17
1	RRO RACING	VSR MOTORSPORT	BMW 325	3	81	**83**	3	19

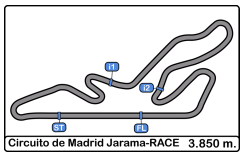

Circuito de Madrid Jarama - RACE
XI UV Endurance RACE Jarama
Carrera 8 horas resistencia
5 Mejores Tiempos 3 Horas

						Mejor 1		Mejor 2		Mejor 3		Mejor 4		Mejor 5	
Clas	**Nº**	**Equipo**	**Concursante**	**Vehiculo**	**Cat**	**Tiempo**	**Vta.**	**Tiempo**	**Vta.**	**Tiempo**	**Vta.**	**Tiempo**	**Vta.**	**Tiempo**	**Vta.**
1	**19**	FERNANDO NAVARRETE	ULTIMA VUELTA	BMW 325I	3	**1:55.145**	4	1:55.210	5	1:55.717	36	1:55.789	6	1:55.925	3
2	**6**	GLOBAL CAR ADVISOR	ULTIMA VUELTA	BMW 325	3	**1:56.439**	16	1:56.454	28	1:56.483	15	1:56.591	51	1:56.619	46
3	**7**	JDM MOTOR 2	ULTIMA VUELTA	BMW E36	3	**1:56.940**	41	1:57.291	39	1:57.328	43	1:57.640	44	1:57.770	19
4	**1**	RRO RACING	VSR MOTORSPORT	BMW 325	3	**1:57.250**	8	1:57.515	9	1:57.529	22	1:57.609	77	1:57.687	19
5	**2**	BOYACA SPORT TEAM	VSR MOTORSPORT	BMW 325	3	**1:57.535**	13	1:57.926	58	1:58.004	73	1:58.128	44	1:58.129	2
6	**4**	M&M RACING TEAM	ESCUDERIA CENTRO	BMW 325	3	**1:57.566**	16	1:57.578	17	1:57.646	24	1:57.790	21	1:57.817	66
7	**8**	JDM MOTOR 1	ULTIMA VUELTA	BMW 325	3	**1:57.815**	18	1:57.944	22	1:58.004	9	1:58.062	8	1:58.076	5
8	**9**	PUNTAL PRODUCTIONS	MADRID HISTORICOS	BMW 325I	3	**1:58.618**	51	1:58.728	53	1:59.349	49	1:59.354	43	1:59.560	44
9	**12**	4 TEAM	JORGE RAMIREZ FERNANDEZ	BMW 318	2	**1:58.633**	20	1:58.663	12	1:58.985	18	1:59.077	10	1:59.098	13
10	**13**	ASAP RACING	ANDRES SANCHEZ PEREZ	HONDA CIVIC	1	**1:59.278**	75	1:59.764	16	1:59.832	17	1:59.880	9	1:59.954	82
11	**5**	NO BRAIN TEAM	ULTIMA VUELTA	BMW 325	3	**1:59.631**	15	2:00.372	11	2:00.721	12	2:00.770	5	2:00.771	6
12	**22**	TECSPORT - OLIMPIA	ULTIMA VUELTA	V. GOLF	2	**2:00.236**	40	2:01.170	20	2:01.245	28	2:01.367	38	2:01.399	22
13	**11**	RR2 MOTORSPORT	ESCUDERIA MEDITERRANEO DE ALICANTE	V. GOLF	2	**2:01.636**	13	2:01.649	14	2:01.864	12	2:02.061	11	2:02.077	17
14	**24**	M BOSS RACING	ESCUDERIA 1000 LAGOS	V. GOLF	2	**2:01.784**	4	2:02.026	14	2:02.090	8	2:02.116	6	2:02.170	13
15	**79**	DE AUGUSTO CARRERAS	C.D. QUINTANO SPORT	BMW 325I	3	**2:02.074**	5	2:02.106	6	2:02.122	23	2:02.164	70	2:02.514	18
16	**21**	DHR	ULTIMA VUELTA	NISSAN SUNY	2	**2:02.151**	3	2:02.517	2	2:02.806	11	2:02.877	5	2:02.884	48
17	**17**	EMAN EGURRE	EMAN EGURRE	BMW 325I	3	**2:02.262**	5	2:02.363	44	2:02.414	38	2:02.521	37	2:02.525	22
18	**10**	PRIMERA TEAM	EFICAR TEAM	NISSAN PRIMERA	2	**2:02.371**	6	2:02.403	5	2:02.878	4	2:02.888	8	2:03.004	9
19	**43**	IMARTI MOTORSPORT	ESCUDERIA CERRO NEGRO	HONDA CIVIC	1	**2:02.865**	37	2:03.370	36	2:03.526	12	2:03.604	21	2:03.677	13
20	**18**	PURA PASION	VICENTE GABRIEL VALLES	AUDI TT	3	**2:03.319**	24	2:03.553	23	2:03.767	15	2:03.807	3	2:03.929	22
21	**20**	EFICAR TEAM SAXO	EFICAR TEAM	SAXO	SAXO	**2:04.455**	38	2:04.706	6	2:04.877	5	2:04.966	56	2:05.145	39
22	**14**	E-PERFORMANCE	ULTIMA VUELTA	HONDA CIVIC	1	**2:04.964**	6	2:05.058	38	2:05.085	3	2:05.099	24	2:05.370	25
23	**3**	COIMBRA SAYAGO	ULTIMA VUELTA	SAXO	SAXO	**2:05.649**	28	2:05.673	23	2:05.683	36	2:05.801	19	2:05.836	16
24	**16**	SAAB ENDURANCE RACING SOCIETY	ESCUDERIA 1000 LAGOS	SAAB 900I	2	**2:06.172**	15	2:06.285	16	2:06.667	21	2:06.746	25	2:06.753	19
25	**15**	BOYACA SAXO	VSR MOTORSPORT	SAXO	SAXO	**2:06.347**	40	2:06.386	52	2:06.442	64	2:06.560	58	2:06.706	61
26	**93**	GPLOIL-CKC	ATKMOTORSPORT MADRID	SUZUKI SWIFT	1	**2:06.531**	18	2:06.936	28	2:07.065	15	2:07.076	9	2:07.105	22
27	**23**	RIGA SAXO	RASANTE SPORT	SAXO	SAXO	**2:07.519**	13	2:07.682	16	2:07.723	6	2:07.785	47	2:07.807	8
28	**51**	AUTOCODE TORREJON	ESCUDERIA CENTRO	SAXO	SAXO	**2:08.192**	70	2:08.573	67	2:08.583	73	2:08.670	68	2:08.779	5
29	**25**	AMAZON SPORT	AECD	V. GOLF	2	**2:14.801**	26	2:14.845	29	2:15.006	33	2:15.282	27	2:15.348	28

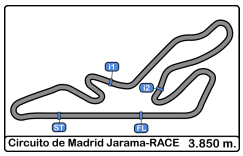

Circuito de Madrid Jarama - RACE

XI UV Endurance RACE Jarama

Carrera 8 horas resistencia

5 Mejores Velocidades 3 Horas

						Máxima 1		Máxima 2		Máxima 3		Máxima 4		Máxima 5		
Clas	**Nº**	**Equipo**	**Concursante**	**Vehiculo**	**Cat**	**Km/h**	**Vta.**	**Km/h**	**Vta.**	**Km/h**	**Vta.**	**Km/h**	**Vta.**	**Km/h**	**Vta.**	**Media**
1	**4**	M&M RACING TEAM	ESCUDERIA CENTRO	BMW 325	3	**203.0**	38	199.6	20	196.7	29	196.7	40	196.7	43	198.5
2	**19**	FERNANDO NAVARRETE	ULTIMA VUELTA	BMW 325I	3	**203.0**	25	200.7	4	200.3	35	198.1	3	196.7	6	199.8
3	**7**	JDM MOTOR 2	ULTIMA VUELTA	BMW E36	3	**201.8**	31	200.0	5	198.8	22	198.1	29	198.1	44	199.4
4	**9**	PUNTAL PRODUCTIONS	MADRID HISTORICOS	BMW 325I	3	**199.2**	37	198.1	30	198.1	36	196.7	19	196.3	20	197.7
5	**17**	EMAN EGURRE	EMAN EGURRE	BMW 325I	3	**197.8**	6	197.8	10	195.6	9	195.6	16	195.6	19	196.5
6	**6**	GLOBAL CAR ADVISOR	ULTIMA VUELTA	BMW 325	3	**197.0**	54	196.3	51	194.9	15	194.9	45	194.9	61	195.6
7	**12**	4 TEAM	JORGE RAMIREZ FERNANDEZ	BMW 318	2	**197.0**	20	197.0	23	196.3	19	196.0	14	196.0	16	196.5
8	**79**	DE AUGUSTO CARRERAS	C.D. QUINTANO SPORT	BMW 325I	3	**197.0**	28	196.0	61	194.5	49	193.8	50	193.8	60	195.0
9	**1**	RRO RACING	VSR MOTORSPORT	BMW 325	3	**196.0**	62	194.9	41	194.2	54	194.2	79	193.8	81	194.6
10	**13**	ASAP RACING	ANDRES SANCHEZ PEREZ	HONDA CIVIC	1	**195.2**	17	194.5	8	194.2	19	194.2	48	193.8	9	194.4
11	**8**	JDM MOTOR 1	ULTIMA VUELTA	BMW 325	3	**192.8**	74	192.1	6	191.8	5	191.1	4	189.8	7	191.5
12	**2**	BOYACA SPORT TEAM	VSR MOTORSPORT	BMW 325	3	**192.1**	66	187.5	71	184.3	65	182.7	80	182.4	73	185.8
13	**11**	RR2 MOTORSPORT	ESCUDERIA MEDITERRANEO DE ALICANTE	V. GOLF	2	**191.1**	71	189.8	46	189.4	53	188.4	43	188.4	64	189.4
14	**24**	M BOSS RACING	ESCUDERIA 1000 LAGOS	V. GOLF	2	**191.1**	6	190.8	22	190.4	23	189.1	20	189.1	21	190.1
15	**22**	TECSPORT - OLIMPIA	ULTIMA VUELTA	V. GOLF	2	**190.8**	40	190.4	20	190.4	39	189.4	38	188.8	22	190.0
16	**5**	NO BRAIN TEAM	ULTIMA VUELTA	BMW 325	3	**188.4**	14	188.4	15	186.8	8	185.8	9	185.8	10	187.1
17	**21**	DHR	ULTIMA VUELTA	NISSAN SUNY	2	**187.8**	50	186.5	9	186.5	53	185.2	3	185.2	11	186.2
18	**43**	IMARTI MOTORSPORT	ESCUDERIA CERRO NEGRO	HONDA CIVIC	1	**186.5**	38	180.9	4	180.6	21	180.3	3	179.7	22	181.6
19	**10**	PRIMERA TEAM	EFICAR TEAM	NISSAN PRIMERA	2	**183.3**	13	183.0	12	182.7	9	182.4	6	182.1	4	182.7
20	**20**	EFICAR TEAM SAXO	EFICAR TEAM	SAXO	SAXO	**181.2**	3	180.0	2	178.2	37	177.6	4	176.1	38	178.6
21	**18**	PURA PASION	VICENTE GABRIEL VALLES	AUDI TT	3	**180.9**	3	180.6	21	180.3	65	179.7	17	179.4	4	180.1
22	**14**	E-PERFORMANCE	ULTIMA VUELTA	HONDA CIVIC	1	**179.7**	5	179.4	3	178.5	49	178.2	18	178.2	26	178.8
23	**16**	SAAB ENDURANCE RACING SOCIETY	ESCUDERIA 1000 LAGOS	SAAB 900I	2	**179.4**	3	178.2	4	178.2	15	176.7	24	175.8	2	177.6
24	**3**	COIMBRA SAYAGO	ULTIMA VUELTA	SAXO	SAXO	**177.6**	3	176.1	5	176.1	6	176.1	16	175.8	2	176.4
25	**93**	GPLOIL-CKC	ATKMOTORSPORT MADRID	SUZUKI SWIFT	1	**176.4**	22	175.6	14	175.6	27	175.6	28	175.6	36	175.7
26	**23**	RIGA SAXO	RASANTE SPORT	SAXO	SAXO	**176.1**	37	175.0	2	174.7	54	174.4	13	174.4	15	174.9
27	**15**	BOYACA SAXO	VSR MOTORSPORT	SAXO	SAXO	**175.0**	64	175.0	65	174.1	40	173.3	50	173.3	51	174.1
28	**51**	AUTOCODE TORREJON	ESCUDERIA CENTRO	SAXO	SAXO	**175.0**	75	173.6	15	173.3	60	172.8	73	172.2	36	173.4
29	**25**	AMAZON SPORT	AECD	V. GOLF	2	**172.5**	40	171.4	39	171.1	28	170.3	26	170.3	36	171.1

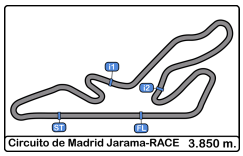

Circuito de Madrid Jarama - RACE

XI UV Endurance RACE Jarama

Carrera 8 horas resistencia

Secuencia Vueltas Rápidas 3 Horas

Vta	Hora Día	T Sesion	Nº	Equipo	Concursante	Vehiculo	Cat	TIempo	Km/h
2	13:10:08.032	4:01.032	**2**	BOYACA SPORT TEAM	VSR MOTORSPORT	BMW 325	3	**1:58.129**	117.3
2	13:10:16.491	4:09.491	**19**	FERNANDO NAVARRETE	ULTIMA VUELTA	BMW 325I	3	**1:56.457**	119.0
3	13:12:12.416	6:05.416	**19**	FERNANDO NAVARRETE	ULTIMA VUELTA	BMW 325I	3	**1:55.925**	119.5
4	13:14:07.561	8:00.561	**19**	FERNANDO NAVARRETE	ULTIMA VUELTA	BMW 325I	3	**1:55.145**	120.3

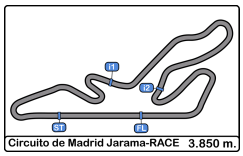

Circuito de Madrid Jarama - RACE

XI UV Endurance RACE Jarama

Carrera 8 horas resistencia

Mejor Máxima Velocidad del Evento 3 Horas

Cls	Nº	Equipo	Concursante	Vehiculo	Cat	Km/h	Sesión
1	**19**	FERNANDO NAVARRETE	ULTIMA VUELTA	BMW 325I	3	**203.0**	Carrera 8 horas resistencia
2	**4**	M&M RACING TEAM	ESCUDERIA CENTRO	BMW 325	3	**203.0**	Carrera 8 horas resistencia
3	**7**	JDM MOTOR 2	ULTIMA VUELTA	BMW E36	3	**201.8**	Carrera 8 horas resistencia
4	**2**	BOYACA SPORT TEAM	VSR MOTORSPORT	BMW 325	3	**201.4**	Entrenamiento cronometrado
5	**9**	PUNTAL PRODUCTIONS	MADRID HISTORICOS	BMW 325I	3	**199.2**	Carrera 8 horas resistencia
6	**17**	EMAN EGURRE	EMAN EGURRE	BMW 325I	3	**197.8**	Carrera 8 horas resistencia
7	**12**	4 TEAM	JORGE RAMIREZ FERNANDEZ	BMW 318	2	**197.0**	Carrera 8 horas resistencia
8	**79**	DE AUGUSTO CARRERAS	C.D. QUINTANO SPORT	BMW 325I	3	**197.0**	Carrera 8 horas resistencia
9	**6**	GLOBAL CAR ADVISOR	ULTIMA VUELTA	BMW 325	3	**197.0**	Carrera 8 horas resistencia
10	**13**	ASAP RACING	ANDRES SANCHEZ PEREZ	HONDA CIVIC	1	**196.3**	Entrenamiento cronometrado
11	**1**	RRO RACING	VSR MOTORSPORT	BMW 325	3	**196.0**	Carrera 8 horas resistencia
12	**8**	JDM MOTOR 1	ULTIMA VUELTA	BMW 325	3	**193.2**	Entrenamiento Libre
13	**24**	M BOSS RACING	ESCUDERIA 1000 LAGOS	V. GOLF	2	**192.8**	Entrenamiento cronometrado
14	**11**	RR2 MOTORSPORT	ESCUDERIA MEDITERRANEO DE ALICANTE	V. GOLF	2	**191.1**	Carrera 8 horas resistencia
15	**22**	TECSPORT - OLIMPIA	ULTIMA VUELTA	V. GOLF	2	**190.8**	Carrera 8 horas resistencia
16	**5**	NO BRAIN TEAM	ULTIMA VUELTA	BMW 325	3	**189.4**	Carrera 8 horas resistencia
17	**21**	DHR	ULTIMA VUELTA	NISSAN SUNY	2	**187.8**	Carrera 8 horas resistencia
18	**43**	IMARTI MOTORSPORT	ESCUDERIA CERRO NEGRO	HONDA CIVIC	1	**186.5**	Carrera 8 horas resistencia
19	**10**	PRIMERA TEAM	EFICAR TEAM	NISSAN PRIMERA	2	**183.9**	Entrenamiento cronometrado
20	**20**	EFICAR TEAM SAXO	EFICAR TEAM	SAXO	SAXO	**181.2**	Carrera 8 horas resistencia
21	**18**	PURA PASION	VICENTE GABRIEL VALLES	AUDI TT	3	**180.9**	Carrera 8 horas resistencia
22	**14**	E-PERFORMANCE	ULTIMA VUELTA	HONDA CIVIC	1	**179.7**	Carrera 8 horas resistencia
23	**16**	SAAB ENDURANCE RACING SOCIETY	ESCUDERIA 1000 LAGOS	SAAB 900I	2	**179.4**	Carrera 8 horas resistencia
24	**3**	COIMBRA SAYAGO	ULTIMA VUELTA	SAXO	SAXO	**177.6**	Carrera 8 horas resistencia
25	**93**	GPLOIL-CKC	ATKMOTORSPORT MADRID	SUZUKI SWIFT	1	**176.4**	Carrera 8 horas resistencia
26	**23**	RIGA SAXO	RASANTE SPORT	SAXO	SAXO	**176.1**	Carrera 8 horas resistencia
27	**15**	BOYACA SAXO	VSR MOTORSPORT	SAXO	SAXO	**175.0**	Carrera 8 horas resistencia
28	**51**	AUTOCODE TORREJON	ESCUDERIA CENTRO	SAXO	SAXO	**175.0**	Carrera 8 horas resistencia
29	**25**	AMAZON SPORT	AECD	V. GOLF	2	**172.5**	Carrera 8 horas resistencia

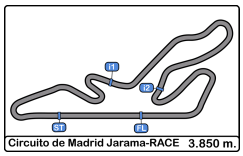

Circuito de Madrid Jarama - RACE

XI UV Endurance RACE Jarama

Carrera 8 horas resistencia

Cuentavueltas 3 Horas

VTA

Nr	Pos	Grid	1	2	3	4	5	6	7	8	9	10	11	12	13	14	15	16	17	18	19	20	21	22	23	24	25	26	27	28
2	**1**	2	2	2	6	6	6	6	6	6	6	6	6	6	6	6	8	8	8	8	8	8	8	8	8	8	8	8	22	22
7	**2**	7	6	6	79	79	79	79	79	79	79	79	79	7	7	8	6	23	22	22	22	22	22	22	22	22	22	22	10	
1	**3**	1	16	79	8	8	8	8	8	8	7	7	7	4	4	23	23	22	23	23	23	23	23	10	10	10	10	10	18	
4	**4**	4	79	16	16	16	16	7	7	7	8	8	8	8	8	43	43	43	43	43	43	43	10	18	18	18	18	18	43	
13	**5**	13	8	8	43	43	43	16	9	9	9	4	4	1	1	22	22	10	10	10	10	10	43	23	43	43	43	43	23	
8	**6**	8	43	43	23	23	23	9	16	4	4	23	1	23	23	10	10	18	18	18	18	18	18	43	23	23	23	23	8	
12	**7**	12	93	93	93	93	93	43	93	43	23	43	23	43	43	18	18	3	3	3	3	3	3	3	3	3	3	3	3	
24	**8**	24	23	23	9	9	9	23	4	23	43	16	43	16	22	7	3	51	51	51	51	51	7	7	7	7	7	7	7	
22	**9**	22	9	9	7	7	7	93	43	16	16	1	16	22	17	3	51	7	7	7	7	7	51	51	51	51	51	51		
43	**10**	43	51	7	4	19	19	19	23	1	1	17	17	17	10	4	7	6	6	6	6	6	6	6	4	4	4	4		
11	**11**	11	7	51	19	4	4	4	17	17	17	22	22	10	15	51	4	4	4	4	4	4	4	4	6	6	6	6		
10	**12**	10	17	17	17	17	12	12	1	22	22	10	10	15	18	17	79	9	9	1	1	1	1	1	1	1	1			
17	**13**	17	4	4	51	12	17	17	22	93	10	15	15	18	3	1	9	1	1	9	9	9	9	9	9	9	9			
21	**14**	21	14	19	12	20	20	1	20	10	15	18	18	3	51	79	1	15	15	15	15	15	15	15	15	15	15			
14	**15**	14	19	12	20	11	1	20	10	15	18	3	3	79	79	15	15	17	17	17	17	17	17	17	17	17	19			
18	**16**	18	20	20	10	10	11	11	3	18	3	9	51	51	9	9	17	19	19	19	19	19	19	19	19	19	17			
20	**17**	20	10	10	11	22	22	22	15	3	51	51	25	25	25	19	19	25	20	20	20	20	20	13	13	13				
93	**18**	93	12	3	22	1	10	10	18	20	2	2	9	9	19	25	25	20	25	25	25	13	13	20	20	20				
79	**19**	79	3	11	3	3	3	3	19	51	25	25	19	19	20	20	20	13	13	13	13	25	25	25	11	11				
23	**20**	23	11	22	1	15	15	15	51	2	19	19	2	20	13	13	13	11	11	11	11	11	11	11	25	2				
3	**21**	3	22	18	15	18	18	18	12	25	20	20	20	13	11	11	11	21	21	21	21	21	21	2	2	25				
16	**22**	16	18	1	18	51	51	51	11	19	13	13	13	11	21	21	21	93	93	93	2	2	2	21	21	21				
15	**23**	15	15	15	2	25	25	25	2	12	14	14	14	93	93	93	93	14	2	2	93	93	93	93	93					
51	**24**	51	1	21	25	2	2	2	25	13	93	93	93	14	14	14	14	2	14	14	14	14	14	14	14					
25	**25**	25	21	14	21	14	14	14	14	14	11	11	11	21	2	2	2	79	79											
6	**26**	6	13	25	14	13	13	13	13	11	21	21	21	2	5	5	5													
5	**27**	5	25	13	13	21	21	21	21	21	5	5	5	5																
9	**28**	9	5	5	5	5	5	5	5	5																				
19	**29**	19																												

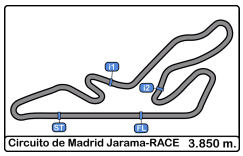

Circuito de Madrid Jarama - RACE

XI UV Endurance RACE Jarama

Carrera 8 horas resistencia

Cuentavueltas Gráfico 3 Horas

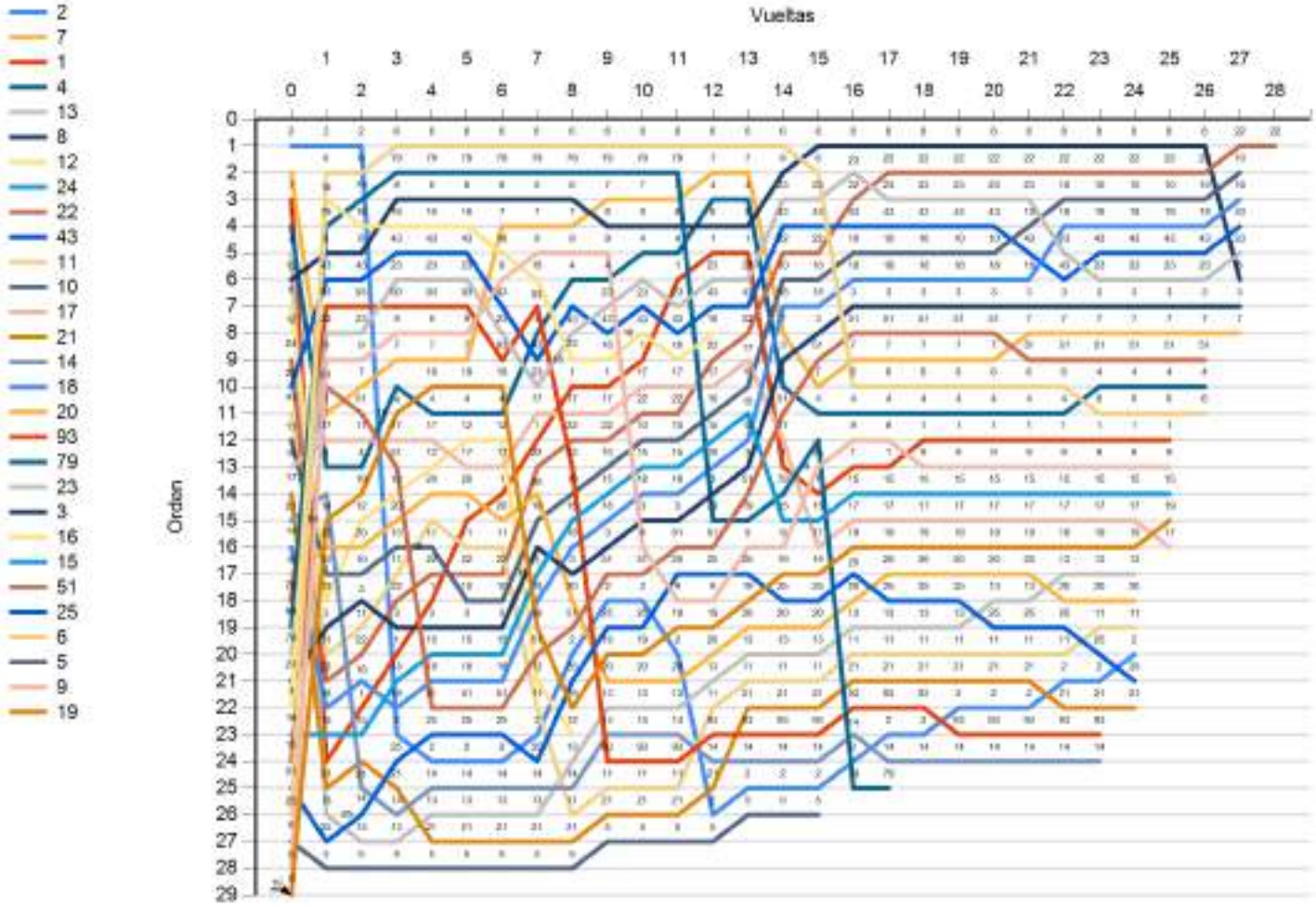

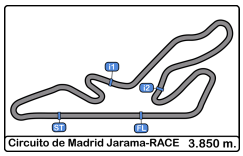

Circuito de Madrid Jarama - RACE

XI UV Endurance RACE Jarama

Carrera 8 horas resistencia

Tiempos Parada en Pit 3 Horas

Nº	Tiempo Día	Equipo	Concursante	Vehiculo	Cat	T. Entrada	Nº Parada	Tiempo Pit	Handicap	Diferencia
13	15:09:22.890	ASAP RACING	ANDRES SANCHEZ PEREZ	HONDA CIVIC	1	2:03:16.024	1	8:34.744		
14	15:11:36.216	E-PERFORMANCE	ULTIMA VUELTA	HONDA CIVIC	1	2:05:29.350	1	7:18.920		
2	15:12:01.783	BOYACA SPORT TEAM	VSR MOTORSPORT	BMW 325	3	2:05:54.917	1	7:11.561		
51	15:13:26.242	AUTOCODE TORREJON	ESCUDERIA CENTRO	SAXO	SAXO	2:07:19.376	1	1:49.777		
21	15:14:13.613	DHR	ULTIMA VUELTA	NISSAN SUNY	2	2:08:06.747	1	8:01.132		
19	15:21:13.235	FERNANDO NAVARRETE	ULTIMA VUELTA	BMW 325I	3	2:15:06.369	1	7:05.646		
12	15:21:43.458	4 TEAM	JORGE RAMIREZ FERNANDEZ	BMW 318	2	2:15:36.592	1	7:11.593		
11	15:22:08.697	RR2 MOTORSPORT	ESCUDERIA MEDITERRANEO DE ALICANTE	V. GOLF	2	2:16:01.831	1	8:38.007		
93	15:24:16.272	GPLOIL-CKC	ATKMOTORSPORT MADRID	SUZUKI SWIFT	1	2:18:09.406	1	8:17.877		
20	15:24:20.788	EFICAR TEAM SAXO	EFICAR TEAM	SAXO	SAXO	2:18:13.922	1	7:07.501		
9	15:27:11.020	PUNTAL PRODUCTIONS	MADRID HISTORICOS	BMW 325I	3	2:21:04.154	1	7:19.858		
79	15:31:09.574	DE AUGUSTO CARRERAS	C.D. QUINTANO SPORT	BMW 325I	3	2:25:02.708	1	8:34.885		
7	15:35:12.278	JDM MOTOR 2	ULTIMA VUELTA	BMW E36	3	2:29:05.412	1	7:03.022		
2	15:35:14.540	BOYACA SPORT TEAM	VSR MOTORSPORT	BMW 325	3	2:29:07.674	2	7:03.293		
4	15:35:32.220	M&M RACING TEAM	ESCUDERIA CENTRO	BMW 325	3	2:29:25.354	1	7:56.945		
6	15:35:53.279	GLOBAL CAR ADVISOR	ULTIMA VUELTA	BMW 325	3	2:29:46.413	1	8:39.379		
1	15:37:42.111	RRO RACING	VSR MOTORSPORT	BMW 325	3	2:31:35.245	1	7:11.434		
5	15:37:47.820	NO BRAIN TEAM	ULTIMA VUELTA	BMW 325	3	2:31:40.954	1	2:29.487		
17	15:37:55.065	EMAN EGURRE	EMAN EGURRE	BMW 325I	3	2:31:48.199	1	7:06.616		
15	15:37:55.918	BOYACA SAXO	VSR MOTORSPORT	SAXO	SAXO	2:31:49.052	1	7:03.343		
19	15:49:31.509	FERNANDO NAVARRETE	ULTIMA VUELTA	BMW 325I	3	2:43:24.643	2	28.562		

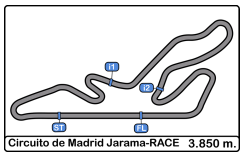

Circuito de Madrid Jarama - RACE
XI UV Endurance RACE Jarama
Carrera 8 horas resistencia
Informe Meteorológico 3 Horas

Temperatura Aire

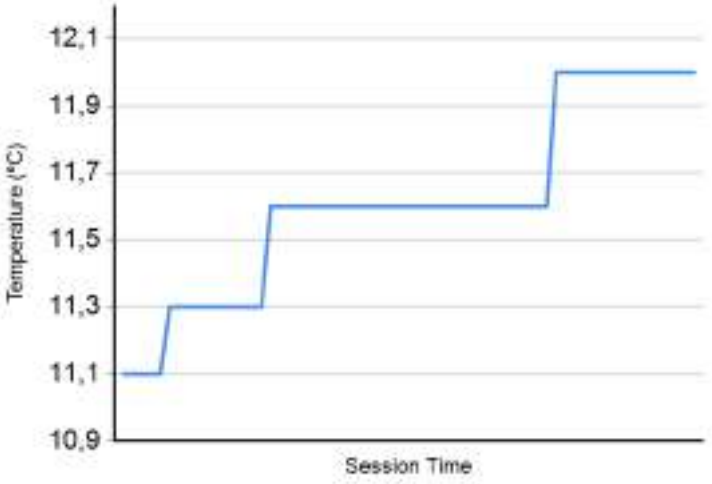

Temperatura Pista

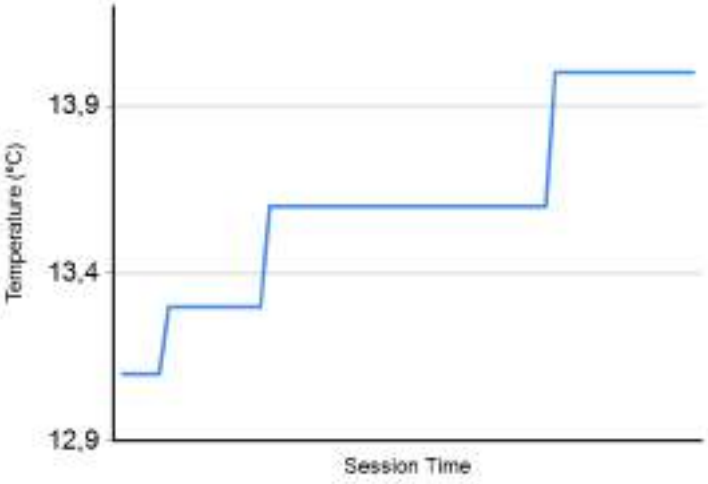

Humedad

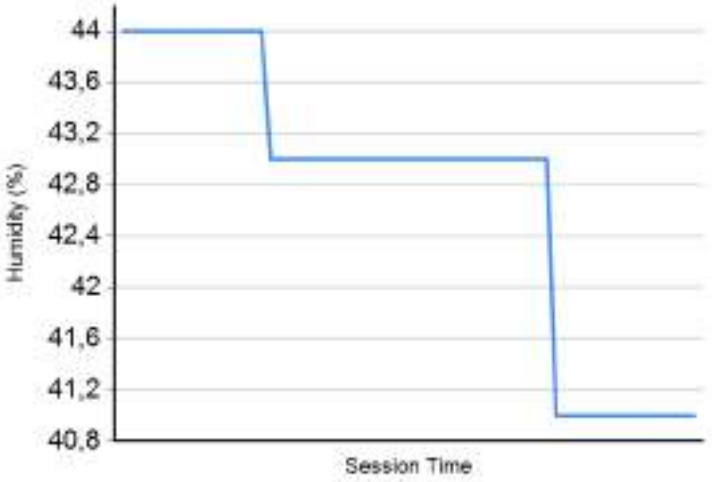

Presión

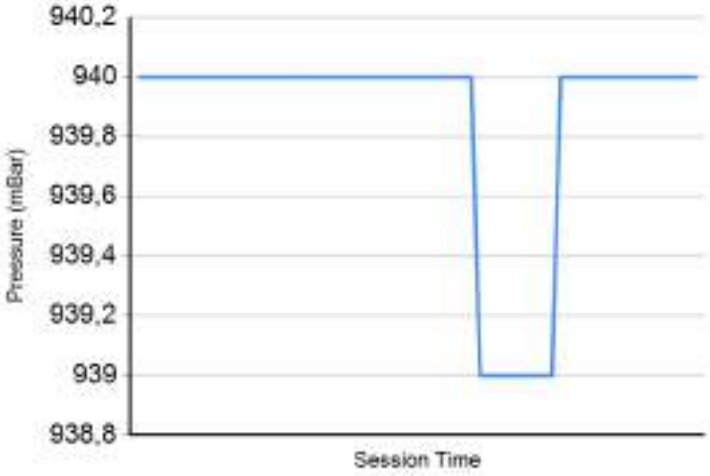

Velocidad Viento

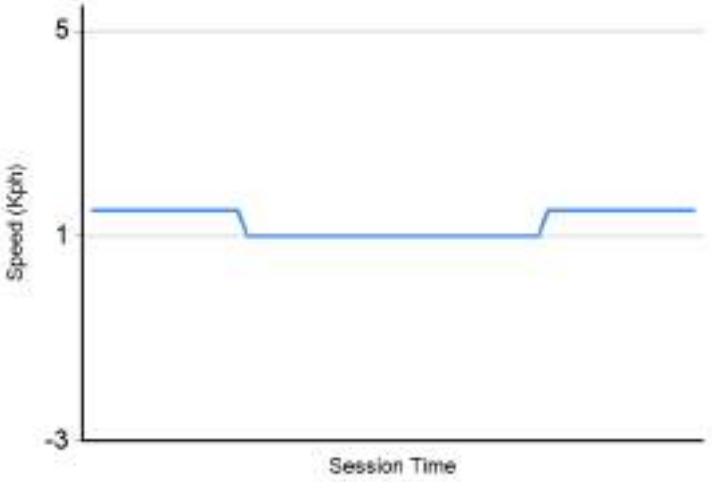

Dirección Viento

Norte = 0°/360° Este = 90° Sur = 180° Oeste= 270°

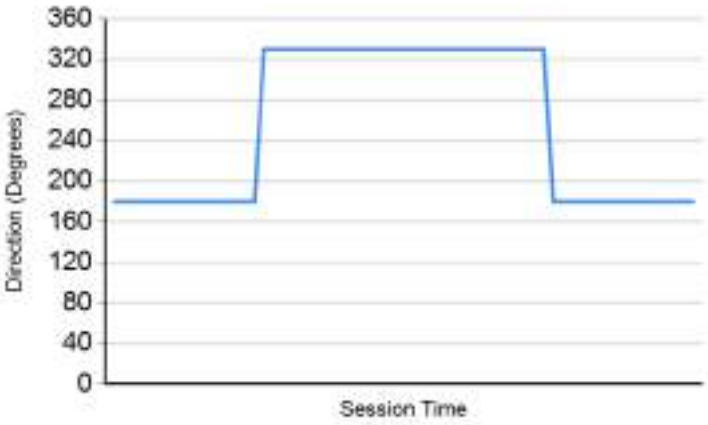

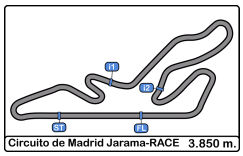

Circuito de Madrid Jarama - RACE

XI UV Endurance RACE Jarama

Carrera 8 horas resistencia

Resultados Provisionales 4 Horas

Cls	Nº	Equipo	Concursante	Vehiculo	Cat	Cl	N.V.	Tiempo	Dif 1º	Dif Ant.	Km/h	V.R.	Tiempo	Km/h
1	**1**	RRO RACING	VSR MOTORSPORT	BMW 325	3	1	113	**4:01:38.650**			108.0	102	1:56.888	118.5
2	**13**	ASAP RACING	ANDRES SANCHEZ PEREZ	HONDA CIVIC	1	1	113	**4:02:54.081**	1:15.431	1:15.431	107.4	112	1:59.220	116.2
3	**2**	BOYACA SPORT TEAM	VSR MOTORSPORT	BMW 325	3	2	112	**4:01:38.932**	1 Vta	1 Vta	107.0	13	1:57.535	117.9
4	**4**	M&M RACING TEAM	ESCUDERIA CENTRO	BMW 325	3	3	112	**4:02:57.524**	1 Vta	1:18.592	106.4	108	1:57.270	118.1
5	**21**	DHR	ULTIMA VUELTA	NISSAN SUNY	2	1	110	**4:02:30.708**	3 Vtas	2 Vtas	104.7	3	2:02.151	113.4
6	**7**	JDM MOTOR 2	ULTIMA VUELTA	BMW E36	3	4	109	**4:02:44.587**	4 Vtas	1 Vta	103.7	41	1:56.940	118.5
7	**8**	JDM MOTOR 1	ULTIMA VUELTA	BMW 325	3	5	109	**4:02:50.521**	4 Vtas	5.934	103.6	18	1:57.815	117.6
8	**20**	EFICAR TEAM SAXO	EFICAR TEAM	SAXO	SAXO	1	108	**4:01:32.663**	5 Vtas	1 Vta	103.2	38	2:04.455	111.3
9	**22**	TECSPORT - OLIMPIA	ULTIMA VUELTA	V. GOLF	2	2	108	**4:02:55.851**	5 Vtas	1:23.188	102.6	40	2:00.236	115.2
10	**19**	FERNANDO NAVARRETE	ULTIMA VUELTA	BMW 325I	3	6	107	**4:02:54.550**	6 Vtas	1 Vta	101.7	4	1:55.145	120.3
11	**14**	E-PERFORMANCE	ULTIMA VUELTA	HONDA CIVIC	1	2	106	**3:59:59.206**	7 Vtas	1 Vta	102.0	6	2:04.964	110.9
12	**15**	BOYACA SAXO	VSR MOTORSPORT	SAXO	SAXO	2	105	**4:01:58.178**	8 Vtas	1 Vta	100.2	40	2:06.347	109.6
13	**43**	IMARTI MOTORSPORT	ESCUDERIA CERRO NEGRO	HONDA CIVIC	1	3	105	**4:03:22.910**	8 Vtas	1:24.732	99.6	37	2:02.865	112.8
14	**23**	RIGA SAXO	RASANTE SPORT	SAXO	SAXO	3	103	**4:01:59.715**	10 Vtas	2 Vtas	98.3	13	2:07.519	108.6
15	**10**	PRIMERA TEAM	EFICAR TEAM	NISSAN PRIMERA	2	3	103	**4:02:10.084**	10 Vtas	10.369	98.2	6	2:02.371	113.2
16	**6**	GLOBAL CAR ADVISOR	ULTIMA VUELTA	BMW 325	3	7	102	**4:01:27.331**	11 Vtas	1 Vta	97.5	16	1:56.439	119.0
17	**93**	GPLOIL-CKC	ATKMOTORSPORT MADRID	SUZUKI SWIFT	1	4	101	**4:01:27.102**	12 Vtas	1 Vta	96.6	18	2:06.531	109.5
18	**17**	EMAN EGURRE	EMAN EGURRE	BMW 325I	3	8	101	**4:01:41.045**	12 Vtas	13.943	96.5	5	2:02.262	113.3
19	**11**	RR2 MOTORSPORT	ESCUDERIA MEDITERRANEO DE ALICANTE	V. GOLF	2	4	100	**4:03:04.545**	13 Vtas	1 Vta	95.0	13	2:01.636	113.9
20	**51**	AUTOCODE TORREJON	ESCUDERIA CENTRO	SAXO	SAXO	4	98	**4:02:43.510**	15 Vtas	2 Vtas	93.2	86	2:08.107	108.1
21	**3**	COIMBRA SAYAGO	ULTIMA VUELTA	SAXO	SAXO	5	96	**3:54:23.875**	17 Vtas	2 Vtas	94.6	28	2:05.649	110.3
22	**79**	DE AUGUSTO CARRERAS	C.D. QUINTANO SPORT	BMW 325I	3	9	96	**3:57:36.775**	17 Vtas	3:12.900	93.3	89	2:00.806	114.7
23	**18**	PURA PASION	VICENTE GABRIEL VALLES	AUDI TT	3	10	90	**4:01:59.642**	23 Vtas	6 Vtas	85.9	88	2:02.956	112.7
No clasificados: (Requerimiento: 75% del numero de vueltas del lider = 85 Vueltas)														
	9	PUNTAL PRODUCTIONS	MADRID HISTORICOS	BMW 325I	3	11	81	**4:02:55.637**	32 Vtas	9 Vtas	77.0	51	1:58.618	116.8
	16	SAAB ENDURANCE RACING SOCIETY	ESCUDERIA 1000 LAGOS	SAAB 900I	2	5	74	**4:01:28.422**	39 Vtas	7 Vtas	70.7	15	2:06.172	109.8
	25	AMAZON SPORT	AECD	V. GOLF	2	6	69	**4:01:27.825**	44 Vtas	5 Vtas	66.0	58	2:14.239	103.2
	12	4 TEAM	JORGE RAMIREZ FERNANDEZ	BMW 318	2	7	63	**2:24:52.800**	50 Vtas	6 Vtas	100.4	20	1:58.633	116.8
	24	M BOSS RACING	ESCUDERIA 1000 LAGOS	V. GOLF	2	8	45	**1:37:27.231**	68 Vtas	18 Vtas	106.6	4	2:01.784	113.8
	5	NO BRAIN TEAM	ULTIMA VUELTA	BMW 325	3	12	38	**4:01:58.022**	75 Vtas	7 Vtas	36.2	19	1:58.038	117.4

Vta. rápida de FERNANDO NAVARRETE en 1:55.145 a 120.3 Km/h en la vuelta 4

Publicada a las:.....

Temp. Pista: **11.5 °C** Temp. Aire: **9.5 °C** Humedad: **48 %** Estado Pista: **SECA**

Director de Carrera:

Fco. Javier SOLER

Cronometrador:

Jesús García Núñez

JOB-1604-ESP/M

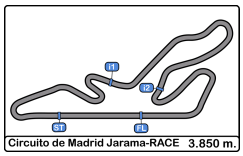

Circuito de Madrid Jarama - RACE

XI UV Endurance RACE Jarama

Carrera 8 horas resistencia

Resultados Provisionales por Categoría 4 Horas

Trofeo ÚLTIMA VUELTA Endurance JARAMA RACE 'Clase 1'

Cls	Nº	Equipo	Concursante	Vehiculo	Cat	Cl	N.V.	Tiempo	Dif 1º	Dif Ant.	Km/h	V.R.	Tiempo	Km/h
1	**13**	ASAP RACING	ANDRES SANCHEZ PEREZ	HONDA CIVIC	1	1	113	**4:02:54.0**			107.4	112	1:59.220	116.2
2	**14**	E-PERFORMANCE	ULTIMA VUELTA	HONDA CIVIC	1	2	106	**3:59:59.2**	7 Vtas	7 Vtas	102.0	6	2:04.964	110.9
3	**43**	IMARTI MOTORSPORT	ESCUDERIA CERRO NEGRO	HONDA CIVIC	1	3	105	**4:03:22.9**	8 Vtas	1 Vta	99.6	37	2:02.865	112.8
4	**93**	GPLOIL-CKC	ATKMOTORSPORT MADRID	SUZUKI SWIFT	1	4	101	**4:01:27.1**	12 Vtas	4 Vtas	96.6	18	2:06.531	109.5

Trofeo ÚLTIMA VUELTA Endurance JARAMA RACE 'Clase 3'

Cls	Nº	Equipo	Concursante	Vehiculo	Cat	Cl	N.V.	Tiempo	Dif 1º	Dif Ant.	Km/h	V.R.	Tiempo	Km/h
1	**1**	RRO RACING	VSR MOTORSPORT	BMW 325	3	1	113	**4:01:38.6**			108.0	102	1:56.888	118.5
2	**2**	BOYACA SPORT TEAM	VSR MOTORSPORT	BMW 325	3	2	112	**4:01:38.9**	1 Vta	1 Vta	107.0	13	1:57.535	117.9
3	**4**	M&M RACING TEAM	ESCUDERIA CENTRO	BMW 325	3	3	112	**4:02:57.5**	1 Vta	1:18.592	106.4	108	1:57.270	118.1
4	**7**	JDM MOTOR 2	ULTIMA VUELTA	BMW E36	3	4	109	**4:02:44.5**	4 Vtas	3 Vtas	103.7	41	1:56.940	118.5
5	**8**	JDM MOTOR 1	ULTIMA VUELTA	BMW 325	3	5	109	**4:02:50.5**	4 Vtas	5.934	103.6	18	1:57.815	117.6
6	**19**	FERNANDO NAVARRETE	ULTIMA VUELTA	BMW 325I	3	6	107	**4:02:54.5**	6 Vtas	2 Vtas	101.7	4	1:55.145	120.3
7	**6**	GLOBAL CAR ADVISOR	ULTIMA VUELTA	BMW 325	3	7	102	**4:01:27.3**	11 Vtas	5 Vtas	97.5	16	1:56.439	119.0
8	**17**	EMAN EGURRE	EMAN EGURRE	BMW 325I	3	8	101	**4:01:41.0**	12 Vtas	1 Vta	96.5	5	2:02.262	113.3
9	**79**	DE AUGUSTO CARRERAS	C.D. QUINTANO SPORT	BMW 325I	3	9	96	**3:57:36.7**	17 Vtas	5 Vtas	93.3	89	2:00.806	114.7
10	**18**	PURA PASION	VICENTE GABRIEL VALLES	AUDI TT	3	10	90	**4:01:59.6**	23 Vtas	6 Vtas	85.9	88	2:02.956	112.7
No clasificados: (Requerimiento: 75% del numero de vueltas del lider = 85 Vueltas)														
	9	PUNTAL PRODUCTIONS	MADRID HISTORICOS	BMW 325I	3	11	81	**4:02:55.6**	32 Vtas	9 Vtas	77.0	51	1:58.618	116.8
	5	NO BRAIN TEAM	ULTIMA VUELTA	BMW 325	3	12	38	**4:01:58.0**	75 Vtas	43 Vtas	36.2	19	1:58.038	117.4

Trofeo ÚLTIMA VUELTA Endurance JARAMA RACE 'Clase 2'

Cls	Nº	Equipo	Concursante	Vehiculo	Cat	Cl	N.V.	Tiempo	Dif 1º	Dif Ant.	Km/h	V.R.	Tiempo	Km/h
1	**21**	DHR	ULTIMA VUELTA	NISSAN SUNY	2	1	110	**4:02:30.7**			104.7	3	2:02.151	113.4
2	**22**	TECSPORT - OLIMPIA	ULTIMA VUELTA	V. GOLF	2	2	108	**4:02:55.8**	2 Vtas	2 Vtas	102.6	40	2:00.236	115.2
3	**10**	PRIMERA TEAM	EFICAR TEAM	NISSAN PRIMERA	2	3	103	**4:02:10.0**	7 Vtas	5 Vtas	98.2	6	2:02.371	113.2
4	**11**	RR2 MOTORSPORT	ESCUDERIA MEDITERRANEO DE ALICANTE	V. GOLF	2	4	100	**4:03:04.5**	10 Vtas	3 Vtas	95.0	13	2:01.636	113.9
No clasificados: (Requerimiento: 75% del numero de vueltas del lider = 83 Vueltas)														
	16	SAAB ENDURANCE RACING SOCIETY	ESCUDERIA 1000 LAGOS	SAAB 900I	2	5	74	**4:01:28.4**	36 Vtas	26 Vtas	70.7	15	2:06.172	109.8
	25	AMAZON SPORT	AECD	V. GOLF	2	6	69	**4:01:27.8**	41 Vtas	5 Vtas	66.0	58	2:14.239	103.2
	12	4 TEAM	JORGE RAMIREZ FERNANDEZ	BMW 318	2	7	63	**2:24:52.8**	47 Vtas	6 Vtas	100.4	20	1:58.633	116.8
	24	M BOSS RACING	ESCUDERIA 1000 LAGOS	V. GOLF	2	8	45	**1:37:27.2**	65 Vtas	18 Vtas	106.6	4	2:01.784	113.8

Copa SAXO Endurance

Cls	Nº	Equipo	Concursante	Vehiculo	Cat	Cl	N.V.	Tiempo	Dif 1º	Dif Ant.	Km/h	V.R.	Tiempo	Km/h
1	**20**	EFICAR TEAM SAXO	EFICAR TEAM	SAXO	SAXO	1	108	**4:01:32.6**			103.2	38	2:04.455	111.3
2	**15**	BOYACA SAXO	VSR MOTORSPORT	SAXO	SAXO	2	105	**4:01:58.1**	3 Vtas	3 Vtas	100.2	40	2:06.347	109.6
3	**23**	RIGA SAXO	RASANTE SPORT	SAXO	SAXO	3	103	**4:01:59.7**	5 Vtas	2 Vtas	98.3	13	2:07.519	108.6
4	**51**	AUTOCODE TORREJON	ESCUDERIA CENTRO	SAXO	SAXO	4	98	**4:02:43.5**	10 Vtas	5 Vtas	93.2	86	2:08.107	108.1
5	**3**	COIMBRA SAYAGO	ULTIMA VUELTA	SAXO	SAXO	5	96	**3:54:23.8**	12 Vtas	2 Vtas	94.6	28	2:05.649	110.3

Vta. rápida de FERNANDO NAVARRETE en 1:55.145 a 120.3 Km/h en la vuelta 4

Publicada a las:.....

Temp. Pista: **11.5 °C** Temp. Aire: **9.5 °C** Humedad: **48 %** Estado Pista: **SECA**

Director de Carrera:

Fco. Javier SOLER

Cronometrador:

Jesús García Núñez

JOB-1604-ESP/M

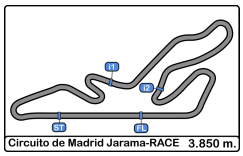

Circuito de Madrid Jarama - RACE

XI UV Endurance RACE Jarama

Carrera 8 horas resistencia

Clasificación Provisional por Vuelta Rápida de Piloto 4 Horas

Clas	Nº	Equipo	Concursante	Vehiculo	Cat	Clas	N.V.	V.R.	Tiempo	Dif 1º	Dif Ant.	Km/h
1	**1**	RRO RACING	VSR MOTORSPORT	BMW 325	3	1	32	**21**	**1:56.888**			118.5
2	**4**	M&M RACING TEAM	ESCUDERIA CENTRO	BMW 325	3	2	32	**28**	**1:57.270**	0.382	0.382	118.1
3	**2**	BOYACA SPORT TEAM	VSR MOTORSPORT	BMW 325	3	3	31	**15**	**1:57.680**	0.792	0.410	117.7
4	**7**	JDM MOTOR 2	ULTIMA VUELTA	BMW E36	3	4	28	**7**	**1:57.996**	1.108	0.316	117.4
5	**5**	NO BRAIN TEAM	ULTIMA VUELTA	BMW 325	3	5	24	**5**	**1:58.038**	1.150	0.042	117.4
6	**6**	GLOBAL CAR ADVISOR	ULTIMA VUELTA	BMW 325	3	6	29	**25**	**1:58.349**	1.461	0.311	117.1
7	**19**	FERNANDO NAVARRETE	ULTIMA VUELTA	BMW 325I	3	7	27	**26**	**1:58.782**	1.894	0.433	116.6
8	**9**	PUNTAL PRODUCTIONS	MADRID HISTORICOS	BMW 325I	3	8	28	**20**	**1:59.117**	2.229	0.335	116.3
9	**13**	ASAP RACING	ANDRES SANCHEZ PEREZ	HONDA CIVIC	1	1	32	**31**	**1:59.220**	2.332	0.103	116.2
10	**79**	DE AUGUSTO CARRERAS	C.D. QUINTANO SPORT	BMW 325I	3	9	27	**20**	**2:00.806**	3.918	1.586	114.7
11	**8**	JDM MOTOR 1	ULTIMA VUELTA	BMW 325	3	10	29	**29**	**2:01.120**	4.232	0.314	114.4
12	**22**	TECSPORT - OLIMPIA	ULTIMA VUELTA	V. GOLF	2	1	27	**17**	**2:02.056**	5.168	0.936	113.5
13	**11**	RR2 MOTORSPORT	ESCUDERIA MEDITERRANEO DE ALICANTE	V. GOLF	2	2	27	**22**	**2:02.130**	5.242	0.074	113.4
14	**18**	PURA PASION	VICENTE GABRIEL VALLES	AUDI TT	3	11	27	**25**	**2:02.956**	6.068	0.826	112.7
15	**21**	DHR	ULTIMA VUELTA	NISSAN SUNY	2	3	30	**14**	**2:03.475**	6.587	0.519	112.2
16	**43**	IMARTI MOTORSPORT	ESCUDERIA CERRO NEGRO	HONDA CIVIC	1	2	27	**16**	**2:05.911**	9.023	2.436	110.0
17	**10**	PRIMERA TEAM	EFICAR TEAM	NISSAN PRIMERA	2	4	23	**6**	**2:06.348**	9.460	0.437	109.6
18	**17**	EMAN EGURRE	EMAN EGURRE	BMW 325I	3	12	24	**6**	**2:06.969**	10.081	0.621	109.1
19	**15**	BOYACA SAXO	VSR MOTORSPORT	SAXO	SAXO	1	29	**28**	**2:07.214**	10.326	0.245	108.9
20	**14**	E-PERFORMANCE	ULTIMA VUELTA	HONDA CIVIC	1	3	28	**2**	**2:07.869**	10.981	0.655	108.3
21	**93**	GPLOIL-CKC	ATKMOTORSPORT MADRID	SUZUKI SWIFT	1	4	28	**24**	**2:07.934**	11.046	0.065	108.3
22	**51**	AUTOCODE TORREJON	ESCUDERIA CENTRO	SAXO	SAXO	2	24	**12**	**2:08.107**	11.219	0.173	108.1
23	**23**	RIGA SAXO	RASANTE SPORT	SAXO	SAXO	3	26	**21**	**2:08.166**	11.278	0.059	108.1
24	**3**	COIMBRA SAYAGO	ULTIMA VUELTA	SAXO	SAXO	4	21	**13**	**2:08.213**	11.325	0.047	108.1
25	**20**	EFICAR TEAM SAXO	EFICAR TEAM	SAXO	SAXO	5	29	**10**	**2:08.619**	11.731	0.406	107.7
26	**16**	SAAB ENDURANCE RACING SOCIETY	ESCUDERIA 1000 LAGOS	SAAB 900I	2	5	20	**13**	**2:09.296**	12.408	0.677	107.1
27	**25**	AMAZON SPORT	AECD	V. GOLF	2	6	27	**16**	**2:14.239**	17.351	4.943	103.2

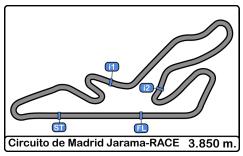

Circuito de Madrid Jarama - RACE

XI UV Endurance RACE Jarama

Carrera 8 horas resistencia

Distancia y Velocidad Media 4 Horas

Clas	Nº	Equipo	Concursante	Vehiculo	Cat	Clas	N.V.	Distancia	Tiempo Total	Km/h
1	**1**	RRO RACING	VSR MOTORSPORT	BMW 325	3	1	113	**435.05**	**4:01:38.650**	108.0
2	**13**	ASAP RACING	ANDRES SANCHEZ PEREZ	HONDA CIVIC	1	1	113	**435.05**	**4:02:54.081**	107.4
3	**2**	BOYACA SPORT TEAM	VSR MOTORSPORT	BMW 325	3	2	112	**431.20**	**4:01:38.932**	107.0
4	**4**	M&M RACING TEAM	ESCUDERIA CENTRO	BMW 325	3	3	112	**431.20**	**4:02:57.524**	106.4
5	**21**	DHR	ULTIMA VUELTA	NISSAN SUNY	2	1	110	**423.50**	**4:02:30.708**	104.7
6	**7**	JDM MOTOR 2	ULTIMA VUELTA	BMW E36	3	4	109	**419.65**	**4:02:44.587**	103.7
7	**8**	JDM MOTOR 1	ULTIMA VUELTA	BMW 325	3	5	109	**419.65**	**4:02:50.521**	103.6
8	**20**	EFICAR TEAM SAXO	EFICAR TEAM	SAXO	SAXO	1	108	**415.80**	**4:01:32.663**	103.2
9	**22**	TECSPORT - OLIMPIA	ULTIMA VUELTA	V. GOLF	2	2	108	**415.80**	**4:02:55.851**	102.6
10	**19**	FERNANDO NAVARRETE	ULTIMA VUELTA	BMW 325I	3	6	107	**411.95**	**4:02:54.550**	101.7
11	**14**	E-PERFORMANCE	ULTIMA VUELTA	HONDA CIVIC	1	2	106	**408.10**	**3:59:59.206**	102.0
12	**15**	BOYACA SAXO	VSR MOTORSPORT	SAXO	SAXO	2	105	**404.25**	**4:01:58.178**	100.2
13	**43**	IMARTI MOTORSPORT	ESCUDERIA CERRO NEGRO	HONDA CIVIC	1	3	105	**404.25**	**4:03:22.910**	99.6
14	**23**	RIGA SAXO	RASANTE SPORT	SAXO	SAXO	3	103	**396.55**	**4:01:59.715**	98.3
15	**10**	PRIMERA TEAM	EFICAR TEAM	NISSAN PRIMERA	2	3	103	**396.55**	**4:02:10.084**	98.2
16	**6**	GLOBAL CAR ADVISOR	ULTIMA VUELTA	BMW 325	3	7	102	**392.70**	**4:01:27.331**	97.5
17	**93**	GPLOIL-CKC	ATKMOTORSPORT MADRID	SUZUKI SWIFT	1	4	101	**388.85**	**4:01:27.102**	96.6
18	**17**	EMAN EGURRE	EMAN EGURRE	BMW 325I	3	8	101	**388.85**	**4:01:41.045**	96.5
19	**11**	RR2 MOTORSPORT	ESCUDERIA MEDITERRANEO DE ALICANTE	V. GOLF	2	4	100	**385.00**	**4:03:04.545**	95.0
20	**51**	AUTOCODE TORREJON	ESCUDERIA CENTRO	SAXO	SAXO	4	98	**377.30**	**4:02:43.510**	93.2
21	**3**	COIMBRA SAYAGO	ULTIMA VUELTA	SAXO	SAXO	5	96	**369.60**	**3:54:23.875**	94.6
22	**79**	DE AUGUSTO CARRERAS	C.D. QUINTANO SPORT	BMW 325I	3	9	96	**369.60**	**3:57:36.775**	93.3
23	**18**	PURA PASION	VICENTE GABRIEL VALLES	AUDI TT	3	10	90	**346.50**	**4:01:59.642**	85.9

No clasificados: (Requerimiento: 75% del numero de vueltas del lider = 85 Vueltas)

	9	PUNTAL PRODUCTIONS	MADRID HISTORICOS	BMW 325I	3	11	81	**311.85**	**4:02:55.637**	77.0
	16	SAAB ENDURANCE RACING SOCIETY	ESCUDERIA 1000 LAGOS	SAAB 900I	2	5	74	**284.90**	**4:01:28.422**	70.7
	25	AMAZON SPORT	AECD	V. GOLF	2	6	69	**265.65**	**4:01:27.825**	66.0
	12	4 TEAM	JORGE RAMIREZ FERNANDEZ	BMW 318	2	7	63	**242.55**	**2:24:52.800**	100.4
	24	M BOSS RACING	ESCUDERIA 1000 LAGOS	V. GOLF	2	8	45	**173.25**	**1:37:27.231**	106.6
	5	NO BRAIN TEAM	ULTIMA VUELTA	BMW 325	3	12	38	**146.30**	**4:01:58.022**	36.2

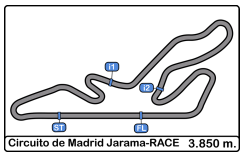

Circuito de Madrid Jarama - RACE

XI UV Endurance RACE Jarama

Carrera 8 horas resistencia

Tiempos Por Vuelta 4 Horas

1 RRO RACING — BMW 325 — 3 — VSR MOTORSPORT

Vta.	D	Tiempo	Sector 1	Sector 2	Sector 3	V. Max.	Elapsed
1	1	3:00:33.412			3:00:33.412		3:00:33.412
2	1	1:58.224	45.530	39.747	32.947	192.5	3:02:31.636
3	1	2:01.774	45.280	40.593	35.901	192.8	3:04:33.410
4	1	1:59.384	46.149	39.740	33.495	187.5	3:06:32.794
5	1	1:59.991	46.330	40.865	32.796	184.9	3:08:32.785
6	1	1:57.140	45.255	39.096	32.789	192.1	3:10:29.925
7	1	1:57.369	44.981	39.366	33.022	194.5	3:12:27.294
8	1	1:58.149	45.295	39.584	33.270	194.9	3:14:25.443
9	1	1:58.211	45.545	39.310	33.356	191.4	3:16:23.654
10	1	1:57.405	45.277	39.198	32.930	193.8	3:18:21.059
11	1	1:58.220	44.965	39.999	33.256	194.5	3:20:19.279
12	1	1:58.393	45.331	39.816	33.246	193.5	3:22:17.672
13	1	1:57.787	45.530	39.210	33.047	193.8	3:24:15.459
14	1	1:58.929	44.904	40.522	33.503	194.5	3:26:14.388
15	1	1:58.144	45.530	39.815	32.799	192.1	3:28:12.532
16	1	1:58.295	45.525	39.829	32.941	190.4	3:30:10.827
17	1	1:57.903	44.916	39.823	33.164	193.2	3:32:08.730
18	1	1:58.588	45.801	39.506	33.281	183.0	3:34:07.318
19	1	1:57.741	45.709	39.124	32.908	193.2	3:36:05.059
20	1	1:57.370	45.195	39.313	32.862	196.0	3:38:02.429
21	1	1:56.888	45.019	39.191	32.678	195.6	3:39:59.317
22	1	1:57.319	44.880	39.101	33.338	196.3	3:41:56.636
23	1	1:57.006	45.246	39.147	32.613	191.8	3:43:53.642
24	1	1:59.516	45.791	40.063	33.662	194.9	3:45:53.158
25	1	1:57.644	45.015	39.597	33.032	191.1	3:47:50.802
26	1	1:58.605	45.268	40.068	33.269	195.6	3:49:49.407
27	1	1:58.587	45.077	39.799	33.711	192.1	3:51:47.994
28	1	1:57.793	45.137	39.435	33.221	194.2	3:53:45.787
29	1	1:57.655	44.916	39.686	33.053	194.9	3:55:43.442
30	1	1:59.002	45.450	39.958	33.594	193.8	3:57:42.444
31	1	1:58.041	45.210	39.929	32.902	190.8	3:59:40.485
32	1	1:58.165	45.385	39.545	33.235	193.8	4:01:38.650
33	1		45.337	40.260		193.2	

2 BOYACA SPORT TEAM — BMW 325 — 3 — VSR MOTORSPORT

Vta.	D	Tiempo	Sector 1	Sector 2	Sector 3	V. Max.	Elapsed
1	1	3:02:01.618	3:00:47.676	40.436	33.506		3:02:01.618
2	1	1:59.651	45.912	40.074	33.665	179.7	3:04:01.269
3	1	1:59.430	46.343	40.006	33.081	171.4	3:06:00.699
4	1	1:58.446	45.566	39.930	32.950	178.8	3:07:59.145
5	1	1:59.047	45.761	39.975	33.311	175.8	3:09:58.192
6	1	1:59.598	46.328	39.915	33.355	182.1	3:11:57.790
7	1	1:58.888	45.796	40.060	33.032	180.9	3:13:56.678
8	1	1:58.963	45.818	40.029	33.116	174.1	3:15:55.641
9	1	2:00.275	46.157	40.704	33.414	173.6	3:17:55.916
10	1	1:59.232	45.944	39.816	33.472	171.9	3:19:55.148
11	1	1:58.757	45.445	39.864	33.448	177.6	3:21:53.905
12	1	1:59.252	45.518	40.326	33.408	185.2	3:23:53.157
13	1	1:59.496	45.476	40.618	33.402	178.2	3:25:52.653
14	1	1:58.519	45.501	39.996	33.022	178.2	3:27:51.172
15	1	1:57.680	45.319	39.686	32.675	180.3	3:29:48.852
16	1	1:58.974	45.568	39.941	33.465	178.8	3:31:47.826
17	1	1:57.846	45.386	39.668	32.792	183.0	3:33:45.672
18	1	2:01.106	45.780	40.329	34.997	177.9	3:35:46.778
19	1	1:59.685	46.072	40.495	33.118	168.4	3:37:46.463
20	1	1:58.663	45.408	40.097	33.158	176.4	3:39:45.126
21	1	1:59.575	46.072	40.148	33.355	171.4	3:41:44.701
22	1	1:59.852	46.160	40.301	33.391	168.2	3:43:44.553
23	1	1:59.834	46.193	40.366	33.275	167.9	3:45:44.387
24	1	1:59.482	45.768	40.231	33.483	169.5	3:47:43.869
25	1	2:00.473	46.648	40.223	33.602	160.7	3:49:44.342
26	1	2:00.762	46.351	40.958	33.453	164.6	3:51:45.104
27	1	1:58.457	45.802	39.915	32.740	166.1	3:53:43.561
28	1	1:57.996	45.027	39.872	33.097	185.5	3:55:41.557
29	1	1:59.653	46.068	40.483	33.102	172.8	3:57:41.210
30	1	1:59.750	45.959	41.077	32.714	171.4	3:59:40.960
31	1	1:57.972	45.368	39.683	32.921	171.4	4:01:38.932
32	1		45.609	40.117		177.0	

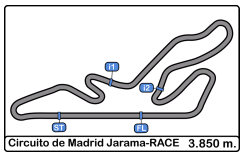

Circuito de Madrid Jarama - RACE

XI UV Endurance RACE Jarama

Carrera 8 horas resistencia

Tiempos Por Vuelta 4 Horas

3 COIMBRA SAYAGO SAXO

SAXO — ULTIMA VUELTA

Vta.	D	Tiempo		Sector 1	Sector 2	Sector 3	V. Max.	Elapsed
1	1	3:01:06.575				3:01:06.575		3:01:06.575
2	1	2:08.779		49.259	43.638	35.882	167.1	3:03:15.354
3	1	2:12.050		50.652	44.407	36.991	157.2	3:05:27.404
4	1	2:09.135		49.219	43.383	36.533	164.6	3:07:36.539
5	1	5:19.767	P	50.461	46.202	3:43.104	168.7	3:12:56.306
6	1	6:35.097		5:14.557	43.901	36.639	82.8	3:19:31.403
7	1	2:09.455		49.627	43.652	36.176	170.3	3:21:40.858
8	1	2:08.937		49.833	43.362	35.742	163.3	3:23:49.795
9	1	2:11.315		50.679	44.794	35.842	169.2	3:26:01.110
10	1	2:09.168		49.294	43.536	36.338	160.4	3:28:10.278
11	1	2:09.549		49.959	43.647	35.943	170.8	3:30:19.827
12	1	2:08.763		48.872	43.963	35.928	171.7	3:32:28.590
13	1	2:08.213		48.704	43.585	35.924	170.6	3:34:36.803
14	1	2:12.364		48.822	46.160	37.382	170.6	3:36:49.167
15	1	2:16.859		51.276	48.221	37.362	159.2	3:39:06.026
16	1	2:12.243		49.801	45.967	36.475	166.1	3:41:18.269
17	1	2:11.263		49.449	45.423	36.391	170.3	3:43:29.532
18	1	2:11.823		49.287	45.986	36.550	169.0	3:45:41.355
19	1	2:13.240		49.704	47.298	36.238	169.0	3:47:54.595
20	1	2:12.690		49.224	46.948	36.518	171.1	3:50:07.285
21	1	4:16.590	P	49.277	46.239	2:41.074	169.8	3:54:23.875

4 M&M RACING TEAM BMW 325

3 — ESCUDERIA CENTRO

Vta.	D	Tiempo	Sector 1	Sector 2	Sector 3	V. Max.	Elapsed
1	1	3:01:20.403		3:00:46.712	33.691		3:01:20.403
2	1	1:59.684	46.015	40.181	33.488	192.1	3:03:20.087
3	1	2:00.931	46.427	40.866	33.638	177.6	3:05:21.018
4	1	1:59.074	45.830	39.905	33.339	192.1	3:07:20.092
5	1	1:59.965	45.831	40.830	33.304	189.8	3:09:20.057
6	1	1:58.667	45.751	39.639	33.277	190.4	3:11:18.724
7	1	2:00.012	45.829	40.832	33.351	194.9	3:13:18.736
8	1	2:00.108	46.638	39.932	33.538	185.2	3:15:18.844
9	1	1:58.678	45.833	39.532	33.313	186.8	3:17:17.522
10	1	1:58.654	45.591	39.931	33.132	188.8	3:19:16.176
11	1	1:58.505	45.746	39.512	33.247	190.4	3:21:14.681
12	1	1:59.675	46.145	40.521	33.009	188.4	3:23:14.356
13	1	1:58.744	45.687	39.724	33.333	189.8	3:25:13.100
14	1	1:59.334	45.686	40.141	33.507	185.8	3:27:12.434
15	1	2:02.122	46.178	42.644	33.300	183.9	3:29:14.556
16	1	1:58.601	45.450	40.107	33.044	186.2	3:31:13.157
17	1	1:57.663	45.291	39.385	32.987	188.1	3:33:10.820
18	1	1:59.169	45.729	39.903	33.537	182.4	3:35:09.989
19	1	1:57.911	45.621	39.390	32.900	186.2	3:37:07.900
20	1	1:58.311	45.699	39.403	33.209	185.8	3:39:06.211
21	1	1:58.789	46.754	39.300	32.735	184.6	3:41:05.000
22	1	2:00.520	45.869	40.741	33.910	190.1	3:43:05.520
23	1	1:58.023	45.325	39.765	32.933	189.4	3:45:03.543
24	1	1:58.480	45.198	39.708	33.574	186.8	3:47:02.023
25	1	1:58.661	45.379	40.156	33.126	189.4	3:49:00.684
26	1	1:57.457	45.495	39.165	32.797	183.9	3:50:58.141
27	1	1:58.499	45.341	39.891	33.267	186.2	3:52:56.640
28	1	1:57.270	45.315	39.115	32.840	181.2	3:54:53.910
29	1	1:58.189	45.518	39.510	33.161	185.2	3:56:52.099
30	1	1:59.570	46.153	40.196	33.221	181.8	3:58:51.669
31	1	2:07.317	46.029	40.701	40.587	184.6	4:00:58.986
32	1	1:58.538	46.276	39.362	32.900	158.5	4:02:57.524

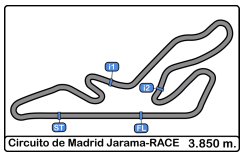

Circuito de Madrid Jarama - RACE

XI UV Endurance RACE Jarama

Carrera 8 horas resistencia

Tiempos Por Vuelta 4 Horas

5 NO BRAIN TEAM — BMW 325

3 — ULTIMA VUELTA

Vta.	D	Tiempo	Sector 1	Sector 2	Sector 3	V. Max.	Elapsed
1	1	3:02:30.411	3:01:16.921	40.007	33.483	188.4	3:02:30.411
2	1	2:02.689	45.896	40.961	35.832	189.4	3:04:33.100
3	1	1:58.922	46.047	39.613	33.262	190.4	3:06:32.022
4	1	2:02.079	47.695	40.838	33.546	183.6	3:08:34.101
5	1	1:58.038	45.453	39.148	33.437	192.1	3:10:32.139
6	1	1:58.917	45.451	40.119	33.347	191.4	3:12:31.056
7	1	2:00.871	46.142	41.497	33.232	191.8	3:14:31.927
8	1	1:59.123	45.679	40.040	33.404	180.9	3:16:31.050
9	1	1:59.756	46.098	40.302	33.356	177.0	3:18:30.806
10	1	1:58.861	45.589	39.906	33.366	193.5	3:20:29.667
11	1	2:00.386	46.258	40.417	33.711	186.8	3:22:30.053
12	1	2:00.667	46.315	40.517	33.835	181.8	3:24:30.720
13	1	2:00.705	46.304	40.606	33.795	180.6	3:26:31.425
14	1	4:55.267 P	46.317	40.882	3:28.068	182.7	3:31:26.692
15	1	12:19.487	11:01.278	43.626	34.583	93.2	3:43:46.179
16	1	2:01.907	46.657	39.731	35.519	184.9	3:45:48.086
17	1	2:01.163	46.363	40.955	33.845	185.2	3:47:49.249
18	1	2:01.944	47.940	40.524	33.480	181.2	3:49:51.193
19	1	2:00.226	45.934	40.089	34.203	187.5	3:51:51.419
20	1	2:00.649	46.324	40.608	33.717	185.2	3:53:52.068
21	1	2:01.014	47.063	40.358	33.593	187.5	3:55:53.082
22	1	2:00.174	46.375	39.951	33.848	184.9	3:57:53.256
23	1	2:01.348	46.548	40.836	33.964	184.9	3:59:54.604
24	1	2:03.418	47.027	42.261	34.130	177.3	4:01:58.022
25	1		46.127	39.856		186.2	

6 GLOBAL CAR ADVISOR — BMW 325

3 — ULTIMA VUELTA

Vta.	D	Tiempo	Sector 1	Sector 2	Sector 3	V. Max.	Elapsed
1	1	3:01:52.372		3:01:17.010	35.362		3:01:52.372
2	1	2:19.921 P	47.628	43.881	48.412	166.1	3:04:12.293
3	1	4:31.121	3:08.572	44.327	38.222	84.2	3:08:43.414
4	1	2:06.748	49.383	42.971	34.394	161.9	3:10:50.162
5	1	2:00.824	46.401	40.665	33.758	180.9	3:12:50.986
6	1	2:00.963	46.627	40.505	33.831	186.5	3:14:51.949
7	1	1:59.721	46.045	40.471	33.205	186.8	3:16:51.670
8	1	2:00.820	46.470	40.366	33.984	188.4	3:18:52.490
9	1	2:00.239	46.229	40.625	33.385	188.1	3:20:52.729
10	1	1:59.510	46.034	40.347	33.129	189.8	3:22:52.239
11	1	2:02.155	46.855	41.661	33.639	189.1	3:24:54.394
12	1	2:01.927	46.287	41.732	33.908	184.9	3:26:56.321
13	1	2:00.472	46.763	40.300	33.409	186.2	3:28:56.793
14	1	2:00.285	46.373	40.321	33.591	184.9	3:30:57.078
15	1	2:02.608	46.178	41.877	34.553	185.5	3:32:59.686
16	1	2:01.116	46.407	41.357	33.352	187.8	3:35:00.802
17	1	2:00.381	46.217	40.359	33.805	190.1	3:37:01.183
18	1	2:02.350	46.974	41.391	33.985	188.4	3:39:03.533
19	1	2:00.377	46.493	40.476	33.408	176.7	3:41:03.910
20	1	2:02.134	46.650	40.440	35.044	190.1	3:43:06.044
21	1	2:01.955	47.210	40.955	33.790	192.8	3:45:07.999
22	1	2:00.287	46.642	40.234	33.411	184.6	3:47:08.286
23	1	2:00.851	46.485	40.907	33.459	187.5	3:49:09.137
24	1	2:01.074	46.979	40.482	33.613	179.1	3:51:10.211
25	1	1:58.349	45.581	39.774	32.994	191.8	3:53:08.560
26	1	1:59.526	46.139	39.700	33.687	189.8	3:55:08.086
27	1	1:59.671	46.104	40.206	33.361	183.6	3:57:07.757
28	1	2:00.102	46.412	40.200	33.490	192.8	3:59:07.859
29	1	2:19.472	1:04.359	40.593	34.520	185.2	4:01:27.331
30	1		46.840	41.919		178.8	

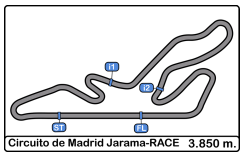

Circuito de Madrid Jarama - RACE

XI UV Endurance RACE Jarama

Carrera 8 horas resistencia

Tiempos Por Vuelta 4 Horas

7 JDM MOTOR 2 BMW E36

3 ULTIMA VUELTA

Vta.	D	Tiempo	Sector 1	Sector 2	Sector 3	V. Max.	Elapsed
1	1	3:02:00.402	3:00:47.060	39.670	33.672		3:02:00.402
2	1	1:59.848	46.092	39.528	34.228	190.4	3:04:00.250
3	1	1:58.923	45.499	39.533	33.891	194.2	3:05:59.173
4	1	1:59.111	45.494	39.790	33.827	195.6	3:07:58.284
5	1	1:59.541	45.728	39.873	33.940	194.2	3:09:57.825
6	1	1:59.455	46.172	39.495	33.788	193.5	3:11:57.280
7	1	1:57.996	45.330	39.134	33.532	196.3	3:13:55.276
8	1	1:58.745	45.476	39.454	33.815	195.2	3:15:54.021
9	1	1:59.673	45.673	40.104	33.896	193.2	3:17:53.694
10	1	1:59.465	46.015	39.532	33.918	191.8	3:19:53.159
11	1	1:59.907	45.870	39.670	34.367	192.5	3:21:53.066
12	1	1:59.261	45.811	39.810	33.640	190.1	3:23:52.327
13	1	2:00.567	46.045	40.251	34.271	190.4	3:25:52.894
14	1	1:59.411	45.930	40.081	33.400	187.1	3:27:52.305
15	1	1:58.437	45.631	39.306	33.500	194.2	3:29:50.742
16	1	1:58.527	45.724	39.484	33.319	196.3	3:31:49.269
17	1	1:58.001	45.340	39.231	33.430	199.2	3:33:47.270
18	1	1:59.199	46.077	39.097	34.025	194.5	3:35:46.469
19	1	1:58.856	46.056	39.309	33.491	192.5	3:37:45.325
20	1	4:49.366 P	45.681	39.512	3:24.173	186.2	3:42:34.691
21	1	6:16.031	5:00.344	41.497	34.190	84.1	3:48:50.722
22	1	1:59.644	46.321	39.766	33.557	186.2	3:50:50.366
23	1	1:58.596	45.578	39.650	33.368	191.8	3:52:48.962
24	1	1:58.899	45.666	39.752	33.481	191.1	3:54:47.861
25	1	1:59.842	45.581	39.677	34.584	192.1	3:56:47.703
26	1	1:59.418	45.859	39.870	33.689	187.8	3:58:47.121
27	1	1:58.893	45.471	40.031	33.391	189.1	4:00:46.014
28	1	1:58.573	45.530	39.753	33.290	193.5	4:02:44.587
29	1		45.148			195.2	

8 JDM MOTOR 1 BMW 325

3 ULTIMA VUELTA

Vta.	D	Tiempo	Sector 1	Sector 2	Sector 3	V. Max.	Elapsed
1	1	3:01:01.535 P			3:01:01.535		3:01:01.535
2	1	6:23.066	5:07.037	41.653	34.376	97.2	3:07:24.601
3	1	2:03.286	47.726	41.354	34.206	180.3	3:09:27.887
4	1	2:03.811	47.165	41.333	35.313	179.1	3:11:31.698
5	1	2:02.857	47.728	41.351	33.778	174.1	3:13:34.555
6	1	2:01.136	46.923	40.563	33.650	178.5	3:15:35.691
7	1	2:02.595	46.897	41.260	34.438	183.6	3:17:38.286
8	1	2:01.888	46.895	40.388	34.605	178.2	3:19:40.174
9	1	2:01.389	47.006	40.694	33.689	185.5	3:21:41.563
10	1	2:18.475	46.674	57.377	34.424	177.9	3:24:00.038
11	1	2:01.379	46.742	41.054	33.583	184.3	3:26:01.417
12	1	2:02.151	47.079	40.957	34.115	181.5	3:28:03.568
13	1	2:03.346	48.236	41.184	33.926	182.7	3:30:06.914
14	1	2:01.524	46.453	41.045	34.026	183.6	3:32:08.438
15	1	2:03.328	47.827	41.240	34.261	174.7	3:34:11.766
16	1	2:02.512	47.121	41.372	34.019	180.6	3:36:14.278
17	1	2:02.787	47.253	41.321	34.213	181.2	3:38:17.065
18	1	2:02.816	47.361	41.631	33.824	182.1	3:40:19.881
19	1	2:02.550	47.286	41.442	33.822	181.5	3:42:22.431
20	1	2:01.570	46.917	41.046	33.607	181.2	3:44:24.001
21	1	2:01.970	46.906	41.153	33.911	181.8	3:46:25.971
22	1	2:02.817	47.642	41.196	33.979	183.3	3:48:28.788
23	1	2:03.091	48.191	41.336	33.564	192.5	3:50:31.879
24	1	2:03.939	47.755	41.568	34.616	174.1	3:52:35.818
25	1	2:04.232	47.849	41.782	34.601	174.7	3:54:40.050
26	1	2:04.279	47.087	41.702	35.490	175.6	3:56:44.329
27	1	2:03.858	47.401	41.562	34.895	172.8	3:58:48.187
28	1	2:01.214	46.510	40.861	33.843	179.1	4:00:49.401
29	1	2:01.120	46.464	40.803	33.853	187.5	4:02:50.521

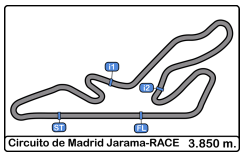

Circuito de Madrid Jarama - RACE

XI UV Endurance RACE Jarama

Carrera 8 horas resistencia

Tiempos Por Vuelta 4 Horas

9 PUNTAL PRODUCTIONS BMW 325I

3 MADRID HISTORICOS

Vta.	D	Tiempo	Sector 1	Sector 2	Sector 3	V. Max.	Elapsed
1	1	3:00:41.062			3:00:41.062		3:00:41.062
2	1	1:59.883	46.213	39.481	34.189	188.1	3:02:40.945
3	1	2:02.411	46.243	41.372	34.796	180.6	3:04:43.356
4	1	2:01.740	46.905	41.371	33.464	176.7	3:06:45.096
5	1	2:00.540	47.116	40.039	33.385	177.0	3:08:45.636
6	1	1:59.734	46.658	39.537	33.539	179.1	3:10:45.370
7	1	1:59.405	46.090	39.995	33.320	184.6	3:12:44.775
8	1	1:59.433	45.997	39.819	33.617	185.5	3:14:44.208
9	1	2:00.180	46.524	39.971	33.685	177.9	3:16:44.388
10	1	1:59.446	46.345	39.875	33.226	177.6	3:18:43.834
11	1	1:59.224	46.085	39.676	33.463	188.4	3:20:43.058
12	1	1:59.321	45.955	39.612	33.754	188.4	3:22:42.379
13	1	1:59.470	46.118	40.116	33.236	189.4	3:24:41.849
14	1	1:59.444	46.486	39.690	33.268	186.8	3:26:41.293
15	1	2:00.098	46.365	39.969	33.764	184.9	3:28:41.391
16	1	2:03.363	47.402	41.914	34.047	168.2	3:30:44.754
17	1	2:00.581	46.384	40.383	33.814	180.0	3:32:45.335
18	1	2:00.541	46.712	39.979	33.850	172.2	3:34:45.876
19	1	2:03.324	46.801	42.985	33.538	166.6	3:36:49.200
20	1	1:59.117	46.127	39.540	33.450	181.8	3:38:48.317
21	1	2:00.222	46.302	40.028	33.892	186.2	3:40:48.539
22	1	2:00.452	46.838	39.900	33.714	179.1	3:42:48.991
23	1	5:14.630 P	49.789	43.812	3:41.029	152.5	3:48:03.621
24	1	6:40.863	5:23.930	42.287	34.646	75.5	3:54:44.484
25	1	2:02.908	47.294	40.840	34.774	178.5	3:56:47.392
26	1	2:02.827	47.363	40.878	34.586	180.9	3:58:50.219
27	1	2:02.425	46.796	40.839	34.790	174.1	4:00:52.644
28	1	2:02.993	46.534	40.746	35.713	187.1	4:02:55.637

10 PRIMERA TEAM NISSAN PRIMERA

2 EFICAR TEAM

Vta.	D	Tiempo	Sector 1	Sector 2	Sector 3	V. Max.	Elapsed
1	1	3:02:35.810	3:01:16.100	44.072	35.638	162.1	3:02:35.810
2	1	2:07.196	48.846	43.091	35.259	173.9	3:04:43.006
3	1	2:08.940	50.077	43.660	35.203	170.3	3:06:51.946
4	1	2:06.430	48.831	42.604	34.995	172.2	3:08:58.376
5	1	2:07.160	49.267	43.050	34.843	179.7	3:11:05.536
6	1	2:06.348	48.049	43.019	35.280	178.2	3:13:11.884
7	1	2:07.036	48.996	42.869	35.171	168.2	3:15:18.920
8	1	2:08.003	49.477	43.168	35.358	169.2	3:17:26.923
9	1	2:07.462	49.227	42.803	35.432	165.1	3:19:34.385
10	1	2:09.944	49.301	45.410	35.233	171.7	3:21:44.329
11	1	2:07.110	48.916	42.938	35.256	166.1	3:23:51.439
12	1	2:07.561	49.776	42.522	35.263	168.7	3:25:59.000
13	1	2:08.484	50.229	42.997	35.258	156.7	3:28:07.484
14	1	2:07.958	48.790	43.569	35.599	171.7	3:30:15.442
15	1	5:57.775 P	49.074	43.537	4:25.164	171.1	3:36:13.217
16	1	10:44.485	9:22.663	45.122	36.700	84.0	3:46:57.702
17	1	2:09.849	49.445	44.054	36.350	167.4	3:49:07.551
18	1	2:10.868	50.440	44.028	36.400	157.6	3:51:18.419
19	1	2:09.668	49.540	43.665	36.463	162.4	3:53:28.087
20	1	2:09.140	50.398	43.481	35.261	157.4	3:55:37.227
21	1	2:08.156	48.797	44.149	35.210	172.8	3:57:45.383
22	1	2:12.323	50.192	46.169	35.962	155.3	3:59:57.706
23	1	2:12.378	51.529	44.032	36.817	150.0	4:02:10.084
24	1		49.280			153.6	

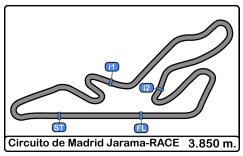

Circuito de Madrid Jarama - RACE

XI UV Endurance RACE Jarama

Carrera 8 horas resistencia

Tiempos Por Vuelta 4 Horas

11 RR2 MOTORSPORT V. GOLF

2 ESCUDERIA MEDITERRANEO DE ALICANTE

Vta.	D	Tiempo	Sector 1	Sector 2	Sector 3	V. Max.	Elapsed
1	1	3:01:46.951		3:01:12.076	34.875		3:01:46.951
2	1	2:03.864	47.125	41.719	35.020	185.8	3:03:50.815
3	1	2:04.210	47.596	42.007	34.607	184.6	3:05:55.025
4	1	2:05.733	47.697	42.672	35.364	174.1	3:08:00.758
5	1	2:02.983	46.960	41.423	34.600	188.1	3:10:03.741
6	1	2:04.158	47.380	41.892	34.886	188.1	3:12:07.899
7	1	2:03.226	47.638	41.192	34.396	180.0	3:14:11.125
8	1	2:03.095	47.234	41.329	34.532	187.5	3:16:14.220
9	1	2:03.591	46.792	42.362	34.437	188.4	3:18:17.811
10	1	2:04.234	46.928	42.525	34.781	186.5	3:20:22.045
11	1	2:04.339	47.434	41.978	34.927	179.1	3:22:26.384
12	1	2:04.455	48.259	41.443	34.753	184.3	3:24:30.839
13	1	2:04.281	47.995	41.896	34.390	171.7	3:26:35.120
14	1	2:04.236	47.910	41.428	34.898	186.8	3:28:39.356
15	1	2:04.146	47.069	42.219	34.858	186.2	3:30:43.502
16	1	2:05.983	48.812	42.253	34.918	182.7	3:32:49.485
17	1	4:17.542 P	47.390	41.511	2:48.641	183.6	3:37:07.027
18	1	7:21.145	6:04.991	41.421	34.733	81.6	3:44:28.172
19	1	2:03.106	47.165	41.142	34.799	186.8	3:46:31.278
20	1	2:02.658	47.414	41.014	34.230	188.4	3:48:33.936
21	1	2:03.591	47.296	40.942	35.353	190.4	3:50:37.527
22	1	2:02.130	46.734	41.042	34.354	189.8	3:52:39.657
23	1	2:05.541	48.221	42.634	34.686	189.4	3:54:45.198
24	1	2:05.762	47.272	41.798	36.692	189.1	3:56:50.960
25	1	2:06.315	47.927	41.620	36.768	184.6	3:58:57.275
26	1	2:04.357	48.093	41.348	34.916	184.6	4:01:01.632
27	1	2:02.913	47.119	40.926	34.868	186.8	4:03:04.545

13 ASAP RACING HONDA CIVIC

1 ANDRES SANCHEZ PEREZ

Vta.	D	Tiempo	Sector 1	Sector 2	Sector 3	V. Max.	Elapsed
1	1	3:00:45.394			3:00:45.394		3:00:45.394
2	1	1:59.804	46.104	40.124	33.576	182.7	3:02:45.198
3	1	2:00.090	46.127	40.402	33.561	190.8	3:04:45.288
4	1	2:01.468	46.629	41.051	33.788	185.8	3:06:46.756
5	1	2:00.123	46.023	40.477	33.623	189.8	3:08:46.879
6	1	2:00.807	46.523	40.532	33.752	183.3	3:10:47.686
7	1	1:59.777	46.137	40.037	33.603	191.8	3:12:47.463
8	1	2:00.600	46.208	40.656	33.736	191.1	3:14:48.063
9	1	1:59.643	45.932	40.200	33.511	190.1	3:16:47.706
10	1	1:59.648	45.977	40.007	33.664	189.1	3:18:47.354
11	1	1:59.568	45.834	39.977	33.757	190.8	3:20:46.922
12	1	2:00.172	45.726	40.429	34.017	191.4	3:22:47.094
13	1	2:00.999	46.519	40.305	34.175	189.1	3:24:48.093
14	1	2:00.186	46.104	40.117	33.965	187.1	3:26:48.279
15	1	1:59.820	45.962	40.306	33.552	191.4	3:28:48.099
16	1	2:01.810	46.633	41.238	33.939	187.8	3:30:49.909
17	1	2:00.455	46.445	40.479	33.531	190.4	3:32:50.364
18	1	1:59.723	46.000	39.838	33.885	178.2	3:34:50.087
19	1	2:00.517	45.849	41.009	33.659	188.8	3:36:50.604
20	1	2:00.858	46.497	40.677	33.684	162.8	3:38:51.462
21	1	2:00.227	46.391	40.232	33.604	190.4	3:40:51.689
22	1	2:00.051	45.864	40.416	33.771	187.8	3:42:51.740
23	1	2:01.665	47.398	40.641	33.626	186.2	3:44:53.405
24	1	1:59.639	45.858	40.227	33.554	190.8	3:46:53.044
25	1	2:00.183	46.071	40.097	34.015	193.2	3:48:53.227
26	1	1:59.263	45.714	39.986	33.563	191.8	3:50:52.490
27	1	2:00.330	45.862	40.175	34.293	192.5	3:52:52.820
28	1	2:00.285	46.414	40.204	33.667	189.4	3:54:53.105
29	1	2:00.210	46.965	39.637	33.608	182.7	3:56:53.315
30	1	2:00.279	46.083	40.503	33.693	190.8	3:58:53.594
31	1	1:59.220	45.746	40.070	33.404	192.1	4:00:52.814
32	1	2:01.267	46.716	40.657	33.894	183.0	4:02:54.081

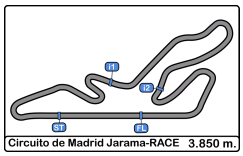

Circuito de Madrid Jarama - RACE

XI UV Endurance RACE Jarama

Carrera 8 horas resistencia

Tiempos Por Vuelta 4 Horas

14 E-PERFORMANCE HONDA CIVIC

1 ULTIMA VUELTA

Vta.	D	Tiempo	Sector 1	Sector 2	Sector 3	V. Max.	Elapsed
1	1	3:01:09.401			3:01:09.401		3:01:09.401
2	1	2:07.869	48.851	43.017	36.001	176.4	3:03:17.270
3	1	2:11.195	49.972	45.091	36.132	171.4	3:05:28.465
4	1	2:09.165	49.113	43.392	36.660	172.8	3:07:37.630
5	1	2:11.428	49.941	44.457	37.030	179.1	3:09:49.058
6	1	2:11.458	49.222	43.752	38.484	174.1	3:12:00.516
7	1	2:08.950	49.334	43.142	36.474	175.0	3:14:09.466
8	1	2:09.242	49.648	43.271	36.323	172.2	3:16:18.708
9	1	2:08.997	48.962	43.702	36.333	173.9	3:18:27.705
10	1	2:09.853	49.592	42.948	37.313	173.3	3:20:37.558
11	1	2:12.686	49.938	45.299	37.449	173.3	3:22:50.244
12	1	2:10.453	50.702	43.506	36.245	148.9	3:25:00.697
13	1	2:16.494	51.611	46.330	38.553	150.2	3:27:17.191
14	1	2:09.081	49.863	43.149	36.069	154.9	3:29:26.272
15	1	2:09.527	49.440	43.665	36.422	171.4	3:31:35.799
16	1	2:09.200	49.325	43.697	36.178	171.7	3:33:44.999
17	1	2:12.018	50.775	44.834	36.409	159.0	3:35:57.017
18	1	2:10.440	48.961	45.028	36.451	174.7	3:38:07.457
19	1	2:09.356	49.232	43.817	36.307	168.4	3:40:16.813
20	1	2:11.699	50.946	44.638	36.115	173.6	3:42:28.512
21	1	2:10.107	49.008	44.399	36.700	168.7	3:44:38.619
22	1	2:08.970	49.108	43.689	36.173	169.0	3:46:47.589
23	1	2:10.067	49.636	44.068	36.363	159.5	3:48:57.656
24	1	2:12.638	50.360	43.994	38.284	170.0	3:51:10.294
25	1	2:12.680	51.658	44.142	36.880	150.0	3:53:22.974
26	1	2:09.501	49.357	43.968	36.176	171.7	3:55:32.475
27	1	2:12.109	49.315	44.287	38.507	168.4	3:57:44.584
28	1	2:14.622	52.066	46.619	35.937	161.4	3:59:59.206
29	1		50.548	44.820		164.6	

15 BOYACA SAXO SAXO

SAXO VSR MOTORSPORT

Vta.	D	Tiempo	Sector 1	Sector 2	Sector 3	V. Max.	Elapsed
1	1	3:02:17.718	3:00:58.466	43.506	35.746		3:02:17.718
2	1	2:08.589	49.582	43.407	35.600	167.1	3:04:26.307
3	1	2:07.823	48.644	43.252	35.927	167.4	3:06:34.130
4	1	2:08.157	48.596	43.472	36.089	170.0	3:08:42.287
5	1	2:07.992	48.837	43.469	35.686	167.7	3:10:50.279
6	1	2:07.498	48.670	43.199	35.629	170.0	3:12:57.777
7	1	2:07.516	48.645	43.196	35.675	167.4	3:15:05.293
8	1	2:07.835	48.591	43.406	35.838	166.6	3:17:13.128
9	1	2:08.132	48.814	43.608	35.710	166.1	3:19:21.260
10	1	2:07.667	48.677	43.284	35.706	166.4	3:21:28.927
11	1	2:07.847	48.792	43.253	35.802	165.3	3:23:36.774
12	1	2:08.621	48.879	43.910	35.832	165.1	3:25:45.395
13	1	2:07.805	48.916	43.214	35.675	167.1	3:27:53.200
14	1	2:07.613	48.702	43.174	35.737	168.2	3:30:00.813
15	1	2:07.633	48.745	43.240	35.648	167.1	3:32:08.446
16	1	2:08.025	48.856	43.345	35.824	168.4	3:34:16.471
17	1	2:07.670	48.634	43.374	35.662	169.5	3:36:24.141
18	1	2:08.362	48.813	43.482	36.067	167.7	3:38:32.503
19	1	2:07.606	48.765	43.255	35.586	166.6	3:40:40.109
20	1	2:08.078	49.116	43.346	35.616	166.9	3:42:48.187
21	1	2:08.114	48.960	43.534	35.620	166.4	3:44:56.301
22	1	2:08.235	48.779	43.098	36.358	167.1	3:47:04.536
23	1	2:07.351	48.580	43.140	35.631	168.2	3:49:11.887
24	1	2:07.752	48.778	43.221	35.753	168.4	3:51:19.639
25	1	2:08.099	48.842	43.276	35.981	168.4	3:53:27.738
26	1	2:07.669	48.847	43.139	35.683	167.1	3:55:35.407
27	1	2:07.825	48.972	43.111	35.742	168.7	3:57:43.232
28	1	2:07.214	48.570	43.193	35.451	171.1	3:59:50.446
29	1	2:07.732	48.556	43.598	35.578	169.0	4:01:58.178
30	1		48.512	43.527		170.3	

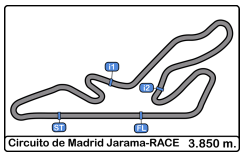

Circuito de Madrid Jarama - RACE

XI UV Endurance RACE Jarama

Carrera 8 horas resistencia

Tiempos Por Vuelta 4 Horas

16

SAAB ENDURANCE RACING SOCIETY — SAAB 900I

2 — ESCUDERIA 1000 LAGOS

Vta.	D	Tiempo	Sector 1	Sector 2	Sector 3	V. Max.	Elapsed
1	1	3:19:24.886	3:17:57.904	48.360	38.622	73.7	3:19:24.886
2	1	2:23.924	54.834	51.377	37.713	151.8	3:21:48.810
3	1	2:18.927	56.155	45.540	37.232	141.1	3:24:07.737
4	1	2:13.738	50.570	45.693	37.475	152.5	3:26:21.475
5	1	2:11.797	50.528	44.356	36.913	152.7	3:28:33.272
6	1	2:14.661	50.940	45.678	38.043	149.7	3:30:47.933
7	1	2:17.444	51.023	44.288	42.133	155.1	3:33:05.377
8	1	2:12.883	52.523	43.966	36.394	145.5	3:35:18.260
9	1	2:10.388	49.908	44.280	36.200	161.4	3:37:28.648
10	1	2:10.655	50.507	43.710	36.438	147.9	3:39:39.303
11	1	2:11.337	49.850	45.252	36.235	160.0	3:41:50.640
12	1	2:12.742	50.107	46.037	36.598	156.5	3:44:03.382
13	1	2:09.296	49.844	43.398	36.054	155.1	3:46:12.678
14	1	2:09.601	49.763	43.846	35.992	165.3	3:48:22.279
15	1	2:09.352	50.096	43.341	35.915	153.8	3:50:31.631
16	1	2:13.680	51.433	45.813	36.434	161.9	3:52:45.311
17	1	2:11.544	50.439	43.641	37.464	162.6	3:54:56.855
18	1	2:09.641	50.147	43.594	35.900	150.8	3:57:06.496
19	1	2:10.376	50.352	43.850	36.174	153.1	3:59:16.872
20	1	2:11.550	50.150	44.239	37.161	164.3	4:01:28.422
21	1		51.581	46.155		160.4	

17

EMAN EGURRE — BMW 325I

3 — EMAN EGURRE

Vta.	D	Tiempo	Sector 1	Sector 2	Sector 3	V. Max.	Elapsed
1	1	3:02:30.981	3:01:09.526	42.966	38.489		3:02:30.981
2	1	2:09.170	49.497	43.220	36.453	166.6	3:04:40.151
3	1	2:14.697	48.916	49.991	35.790	179.7	3:06:54.848
4	1	2:07.073	48.480	42.978	35.615	175.8	3:09:01.921
5	1	2:07.974	48.347	43.559	36.068	180.9	3:11:09.895
6	1	2:06.969	48.293	42.824	35.852	182.4	3:13:16.864
7	1	2:13.602	50.770	44.225	38.607	178.2	3:15:30.466
8	1	2:09.909	50.362	43.806	35.741	167.9	3:17:40.375
9	1	2:07.416	48.567	43.173	35.676	179.4	3:19:47.791
10	1	2:07.381	48.176	42.585	36.620	177.6	3:21:55.172
11	1	2:08.360	49.101	43.072	36.187	180.0	3:24:03.532
12	1	2:07.621	48.229	43.268	36.124	178.8	3:26:11.153
13	1	2:07.199	49.194	42.451	35.554	170.6	3:28:18.352
14	1	2:07.374	48.142	43.175	36.057	181.5	3:30:25.726
15	1	2:07.553	48.559	43.257	35.737	184.3	3:32:33.279
16	1	2:10.398	49.770	44.430	36.198	177.9	3:34:43.677
17	1	2:09.645	48.668	44.504	36.473	174.4	3:36:53.322
18	1	2:09.088	49.259	43.806	36.023	176.1	3:39:02.410
19	1	2:11.430	51.090	43.421	36.919	168.2	3:41:13.840
20	1	7:02.762 P	52.751	44.503	5:25.508	166.4	3:48:16.602
21	1	5:44.260	4:13.840	49.666	40.754	76.4	3:54:00.862
22	1	2:27.234	54.981	50.804	41.449	160.4	3:56:28.096
23	1	2:34.332	54.332	48.276	51.724	151.2	3:59:02.428
24	1	2:38.617 P	55.378	47.986	55.253	152.7	4:01:41.045

18

PURA PASION — AUDI TT

3 — VICENTE GABRIEL VALLES

Vta.	D	Tiempo	Sector 1	Sector 2	Sector 3	V. Max.	Elapsed
1	1	3:00:34.167			3:00:34.167		3:00:34.167
2	1	2:06.905	47.944	42.800	36.161	180.3	3:02:41.072
3	1	2:06.436	48.630	42.870	34.936	174.7	3:04:47.508
4	1	2:04.996	47.765	42.134	35.097	179.1	3:06:52.504
5	1	2:06.616	48.605	42.889	35.122	175.3	3:08:59.120
6	1	2:07.353	48.891	43.257	35.205	181.8	3:11:06.473
7	1	5:09.736 P	48.071	43.087	3:38.578	179.4	3:16:16.209
8	1	6:19.191	5:02.108	41.834	35.249	92.6	3:22:35.400
9	1	2:04.548	48.077	41.451	35.020	175.3	3:24:39.948
10	1	2:05.014	47.813	42.266	34.935	175.6	3:26:44.962
11	1	2:05.232	47.621	42.652	34.959	177.6	3:28:50.194
12	1	2:03.929	47.328	41.602	34.999	180.0	3:30:54.123
13	1	2:05.678	48.135	41.862	35.681	181.8	3:32:59.801
14	1	2:04.256	47.950	41.369	34.937	176.7	3:35:04.057
15	1	2:03.967	47.704	41.501	34.762	177.3	3:37:08.024
16	1	2:03.589	47.450	41.169	34.970	178.8	3:39:11.613
17	1	2:04.177	47.846	41.311	35.020	179.1	3:41:15.790
18	1	2:05.088	48.460	41.622	35.006	181.2	3:43:20.878
19	1	2:04.096	47.815	41.547	34.734	175.3	3:45:24.974
20	1	2:03.207	47.240	41.314	34.653	182.4	3:47:28.181
21	1	2:03.952	48.007	41.427	34.518	176.7	3:49:32.133
22	1	2:04.012	47.698	41.489	34.825	175.8	3:51:36.145
23	1	2:04.439	48.324	41.602	34.513	175.8	3:53:40.584
24	1	2:05.515	47.384	42.693	35.438	176.1	3:55:46.099
25	1	2:02.956	47.196	41.064	34.696	178.2	3:57:49.055
26	1	2:04.319	47.739	41.818	34.762	179.1	3:59:53.374
27	1	2:06.268	47.552	43.972	34.744	178.8	4:01:59.642
28	1		47.356	41.908		182.7	

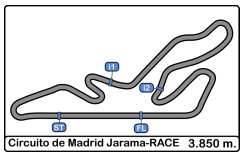

Circuito de Madrid Jarama - RACE

XI UV Endurance RACE Jarama

Carrera 8 horas resistencia

Tiempos Por Vuelta 4 Horas

19 FERNANDO NAVARRETE — BMW 325I

3 — ULTIMA VUELTA

Vta.	D	Tiempo	Sector 1	Sector 2	Sector 3	V. Max.	Elapsed
1	1	3:02:28.051	3:01:11.974	41.503	34.574		3:02:28.051
2	1	2:05.451	46.863	41.996	36.592	178.5	3:04:33.502
3	1	2:28.633	49.106	1:04.378	35.149	188.8	3:07:02.135
4	1	2:03.991	47.645	41.795	34.551	176.7	3:09:06.126
5	1	2:06.074	47.217	41.388	37.469	186.5	3:11:12.200
6	1	2:04.938	47.754	41.853	35.331	183.9	3:13:17.138
7	1	2:07.821	50.247	42.845	34.729	176.4	3:15:24.959
8	1	2:02.262	46.848	41.281	34.133	187.1	3:17:27.221
9	1	2:04.009	46.905	41.405	35.699	170.8	3:19:31.230
10	1	2:03.908	47.118	41.951	34.839	182.7	3:21:35.138
11	1	2:03.700	46.807	42.135	34.758	180.6	3:23:38.838
12	1	2:03.817	47.591	41.977	34.249	170.3	3:25:42.655
13	1	2:03.917	46.712	42.122	35.083	183.0	3:27:46.572
14	1	2:01.644	46.638	40.684	34.322	179.1	3:29:48.216
15	1	5:14.227 P	47.776	42.131	3:44.320	171.9	3:35:02.443
16	1	5:57.305	4:43.491	40.586	33.228	100.6	3:40:59.748
17	1	1:59.419	45.639	40.567	33.213	183.9	3:42:59.167
18	1	1:59.030	45.028	40.061	33.941	190.8	3:44:58.197
19	1	1:59.279	45.693	39.969	33.617	181.8	3:46:57.476
20	1	2:00.221	45.845	40.136	34.240	189.1	3:48:57.697
21	1	1:58.904	45.589	39.817	33.498	193.8	3:50:56.601
22	1	2:00.756	45.508	40.594	34.654	187.1	3:52:57.357
23	1	2:00.378	45.709	39.777	34.892	193.2	3:54:57.735
24	1	1:58.930	45.423	39.787	33.720	194.2	3:56:56.665
25	1	1:59.917	45.137	40.113	34.667	186.8	3:58:56.582
26	1	1:58.782	45.772	39.982	33.028	178.5	4:00:55.364
27	1	1:59.186	45.032	40.218	33.936	187.1	4:02:54.550

20 EFICAR TEAM SAXO — SAXO

SAXO — EFICAR TEAM

Vta.	D	Tiempo	Sector 1	Sector 2	Sector 3	V. Max.	Elapsed
1	1	3:01:05.432			3:01:05.432		3:01:05.432
2	1	2:09.245	49.364	43.446	36.435	167.4	3:03:14.677
3	1	2:09.425	49.525	43.712	36.188	165.6	3:05:24.102
4	1	2:08.757	49.417	43.293	36.047	167.4	3:07:32.859
5	1	2:09.211	49.298	43.683	36.230	168.2	3:09:42.070
6	1	2:09.827	49.596	43.721	36.510	162.8	3:11:51.897
7	1	2:09.584	49.007	44.551	36.026	166.6	3:14:01.481
8	1	2:09.183	49.288	43.822	36.073	164.1	3:16:10.664
9	1	2:09.646	49.103	44.211	36.332	167.9	3:18:20.310
10	1	2:08.619	49.004	43.130	36.485	168.2	3:20:28.929
11	1	2:09.895	50.606	43.776	35.513	161.1	3:22:38.824
12	1	2:08.822	48.920	43.567	36.335	167.4	3:24:47.646
13	1	2:10.291	50.216	43.705	36.370	163.6	3:26:57.937
14	1	2:08.707	48.956	43.843	35.908	165.8	3:29:06.644
15	1	2:09.722	49.769	44.074	35.879	166.9	3:31:16.366
16	1	2:09.281	49.347	43.742	36.192	165.8	3:33:25.647
17	1	2:10.073	49.355	44.481	36.237	168.2	3:35:35.720
18	1	2:09.628	49.519	44.197	35.912	167.1	3:37:45.348
19	1	2:11.551	50.288	43.960	37.303	160.0	3:39:56.899
20	1	2:09.012	49.707	43.511	35.794	170.8	3:42:05.911
21	1	2:09.259	49.637	43.535	36.087	164.8	3:44:15.170
22	1	2:09.416	49.702	43.477	36.237	164.3	3:46:24.586
23	1	2:09.381	50.018	43.384	35.979	163.1	3:48:33.967
24	1	2:09.218	49.022	44.151	36.045	168.2	3:50:43.185
25	1	2:09.877	49.347	44.023	36.507	167.4	3:52:53.062
26	1	2:10.043	50.892	43.186	35.965	164.8	3:55:03.105
27	1	2:09.396	49.359	43.947	36.090	167.1	3:57:12.501
28	1	2:09.679	49.747	43.724	36.208	165.6	3:59:22.180
29	1	2:10.483	51.217	43.306	35.960	162.1	4:01:32.663
30	1		48.777	45.273		169.0	

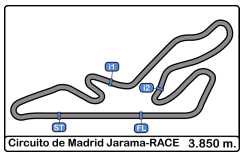

Circuito de Madrid Jarama - RACE

XI UV Endurance RACE Jarama

Carrera 8 horas resistencia

Tiempos Por Vuelta 4 Horas

21 DHR NISSAN SUNY

2 ULTIMA VUELTA

Vta.	D	Tiempo	Sector 1	Sector 2	Sector 3	V. Max.	Elapsed
1	1	3:02:18.445	3:01:01.027	42.459	34.959		3:02:18.445
2	1	2:04.937	48.518	41.881	34.538	178.5	3:04:23.382
3	1	2:06.431	48.112	43.034	35.285	180.0	3:06:29.813
4	1	2:06.694	48.947	42.479	35.268	175.8	3:08:36.507
5	1	2:05.303	47.926	42.163	35.214	181.8	3:10:41.810
6	1	2:05.205	48.151	42.160	34.894	177.6	3:12:47.015
7	1	2:04.770	47.995	41.948	34.827	179.1	3:14:51.785
8	1	2:04.748	48.091	41.889	34.768	180.0	3:16:56.533
9	1	2:03.757	47.709	41.602	34.446	181.2	3:19:00.290
10	1	2:04.501	47.852	41.993	34.656	176.1	3:21:04.791
11	1	2:04.926	47.684	42.317	34.925	177.3	3:23:09.717
12	1	2:04.522	47.702	41.702	35.118	178.8	3:25:14.239
13	1	2:03.770	47.420	41.667	34.683	182.4	3:27:18.009
14	1	2:03.475	47.578	41.281	34.616	180.0	3:29:21.484
15	1	2:03.714	47.322	41.782	34.610	180.9	3:31:25.198
16	1	2:04.128	47.505	41.961	34.662	180.0	3:33:29.326
17	1	2:04.829	47.451	41.784	35.594	181.2	3:35:34.155
18	1	2:04.736	47.583	42.024	35.129	175.8	3:37:38.891
19	1	2:04.816	48.404	41.659	34.753	177.3	3:39:43.707
20	1	2:04.127	47.498	41.683	34.946	176.7	3:41:47.834
21	1	2:03.770	47.468	41.727	34.575	180.0	3:43:51.604
22	1	2:04.698	47.283	42.706	34.709	183.0	3:45:56.302
23	1	2:04.513	48.222	41.672	34.619	183.3	3:48:00.815
24	1	2:04.544	47.413	41.505	35.626	181.5	3:50:05.359
25	1	2:04.100	47.634	41.453	35.013	183.3	3:52:09.459
26	1	2:04.198	47.584	41.795	34.819	176.4	3:54:13.657
27	1	2:03.632	47.480	41.386	34.766	180.6	3:56:17.289
28	1	2:04.119	47.854	41.366	34.899	179.4	3:58:21.408
29	1	2:04.838	48.123	41.970	34.745	179.4	4:00:26.246
30	1	2:04.462	47.857	41.586	35.019	179.1	4:02:30.708
31	1		47.490			177.6	

22 TECSPORT - OLIMPIA V. GOLF

2 ULTIMA VUELTA

Vta.	D	Tiempo	Sector 1	Sector 2	Sector 3	V. Max.	Elapsed
1	1	3:01:52.917	3:00:36.373	41.527	35.017		3:01:52.917
2	1	2:06.602	48.496	42.954	35.152	178.8	3:03:59.519
3	1	2:03.696	47.643	41.380	34.673	178.5	3:06:03.215
4	1	2:03.216	47.338	41.089	34.789	185.8	3:08:06.431
5	1	2:04.225	48.145	41.180	34.900	173.0	3:10:10.656
6	1	5:01.407 P	50.678	46.890	3:23.839	143.6	3:15:12.063
7	1	6:36.990	5:20.445	41.822	34.723	94.8	3:21:49.053
8	1	2:04.754	47.724	41.612	35.418	175.0	3:23:53.807
9	1	2:05.235	48.028	42.449	34.758	175.6	3:25:59.042
10	1	2:03.806	47.686	41.677	34.443	178.8	3:28:02.848
11	1	2:03.616	47.909	41.250	34.457	179.7	3:30:06.464
12	1	2:04.106	48.027	41.486	34.593	170.8	3:32:10.570
13	1	2:02.522	47.387	40.931	34.204	178.5	3:34:13.092
14	1	2:03.264	47.267	41.380	34.617	180.9	3:36:16.356
15	1	2:02.767	47.335	41.028	34.404	181.2	3:38:19.123
16	1	2:02.411	47.261	40.868	34.282	178.5	3:40:21.534
17	1	2:02.056	47.032	40.823	34.201	183.3	3:42:23.590
18	1	2:02.386	47.010	41.084	34.292	181.5	3:44:25.976
19	1	2:02.155	47.142	40.879	34.134	182.7	3:46:28.131
20	1	2:02.897	47.530	41.000	34.367	178.8	3:48:31.028
21	1	2:02.979	47.510	41.095	34.374	179.1	3:50:34.007
22	1	2:02.877	47.576	40.998	34.303	179.1	3:52:36.884
23	1	2:04.048	47.792	41.392	34.864	178.8	3:54:40.932
24	1	2:03.972	47.574	41.581	34.817	175.0	3:56:44.904
25	1	2:03.786	47.842	41.276	34.668	170.6	3:58:48.690
26	1	2:02.493	47.339	41.016	34.138	176.4	4:00:51.183
27	1	2:04.668	47.363	42.642	34.663	183.6	4:02:55.851

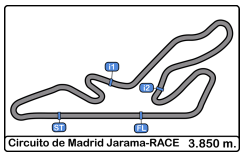

Circuito de Madrid Jarama - RACE

XI UV Endurance RACE Jarama

Carrera 8 horas resistencia

Tiempos Por Vuelta 4 Horas

23 RIGA SAXO — SAXO — SAXO RASANTE SPORT

Vta.	D	Tiempo	Sector 1	Sector 2	Sector 3	V. Max.	Elapsed
1	1	3:00:43.357			3:00:43.357		3:00:43.357
2	1	2:08.614	49.297	43.259	36.058	172.2	3:02:51.971
3	1	2:08.774	49.175	43.586	36.013	172.5	3:05:00.745
4	1	2:09.055	49.345	43.590	36.120	172.2	3:07:09.800
5	1	2:09.527	49.464	43.805	36.258	171.7	3:09:19.327
6	1	2:09.812	50.323	43.430	36.059	170.8	3:11:29.139
7	1	2:10.269	50.339	43.754	36.176	173.0	3:13:39.408
8	1	2:10.751	48.800	44.260	37.691	173.9	3:15:50.159
9	1	2:10.508	49.898	44.657	35.953	170.6	3:18:00.667
10	1	2:08.803	49.049	43.477	36.277	173.3	3:20:09.470
11	1	2:09.963	49.573	43.475	36.915	171.1	3:22:19.433
12	1	2:08.600	49.117	43.384	36.099	172.5	3:24:28.033
13	1	2:09.944	49.807	44.016	36.121	171.4	3:26:37.977
14	1	2:09.051	49.673	43.570	35.808	171.4	3:28:47.028
15	1	2:09.870	49.363	44.249	36.258	173.0	3:30:56.898
16	1	2:08.896	49.342	43.456	36.098	173.0	3:33:05.794
17	1	2:09.016	49.525	43.633	35.858	171.4	3:35:14.810
18	1	2:08.939	49.098	43.695	36.146	173.3	3:37:23.749
19	1	2:08.472	49.074	43.468	35.930	173.3	3:39:32.221
20	1	2:08.581	48.897	43.609	36.075	173.3	3:41:40.802
21	1	2:08.166	49.095	43.382	35.689	173.3	3:43:48.968
22	1	2:09.303	48.651	44.690	35.962	173.3	3:45:58.271
23	1	2:08.708	49.300	43.573	35.835	174.1	3:48:06.979
24	1	4:08.823 P	49.112	43.987	2:35.724	173.9	3:52:15.802
25	1	7:32.398	6:10.773	44.998	36.627	71.2	3:59:48.200
26	1	2:11.515	49.736	45.210	36.569	165.1	4:01:59.715
27	1		48.873	44.436		169.5	

25 AMAZON SPORT — 2 — V. GOLF — AECD

Vta.	D	Tiempo	Sector 1	Sector 2	Sector 3	V. Max.	Elapsed
1	1	3:02:06.605	3:00:40.688	46.926	38.991		3:02:06.605
2	1	2:16.362	50.531	46.316	39.515	169.2	3:04:22.967
3	1	2:18.465	54.720	45.901	37.844	123.0	3:06:41.432
4	1	2:15.283	50.647	47.045	37.591	167.7	3:08:56.715
5	1	2:17.040	50.420	46.230	40.390	163.6	3:11:13.755
6	1	2:17.591	50.359	47.124	40.108	171.7	3:13:31.346
7	1	2:19.740	54.441	45.856	39.443	123.7	3:15:51.086
8	1	2:20.812	53.878	47.128	39.806	140.8	3:18:11.898
9	1	2:15.818	51.507	46.089	38.222	159.2	3:20:27.716
10	1	2:16.220	50.493	47.858	37.869	167.1	3:22:43.936
11	1	2:16.443	50.692	45.999	39.752	168.2	3:25:00.379
12	1	2:16.813	51.211	46.181	39.421	155.6	3:27:17.192
13	1	2:14.841	51.600	46.110	37.131	150.4	3:29:32.033
14	1	2:14.901	49.855	46.711	38.335	173.6	3:31:46.934
15	1	2:17.666	53.319	46.619	37.728	146.3	3:34:04.600
16	1	2:14.239	50.708	46.057	37.474	170.3	3:36:18.839
17	1	2:16.840	51.317	46.246	39.277	169.5	3:38:35.679
18	1	2:15.385	50.788	46.667	37.930	166.4	3:40:51.064
19	1	2:15.371	50.606	46.845	37.920	164.6	3:43:06.435
20	1	2:16.989	50.516	47.590	38.883	165.6	3:45:23.424
21	1	2:19.317	50.603	48.796	39.918	168.4	3:47:42.741
22	1	2:15.972	52.395	46.392	37.185	143.2	3:49:58.713
23	1	2:15.547	49.937	46.306	39.304	173.9	3:52:14.260
24	1	2:17.993	54.068	46.003	37.922	125.4	3:54:32.253
25	1	2:19.646	53.613	46.257	39.776	132.8	3:56:51.899
26	1	2:16.288	52.442	46.232	37.614	146.9	3:59:08.187
27	1	2:19.638	52.040	48.461	39.137	158.3	4:01:27.825
28	1		51.640	45.765		159.0	

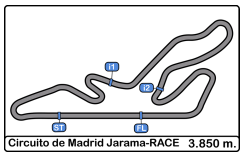

Circuito de Madrid Jarama - RACE

XI UV Endurance RACE Jarama

Carrera 8 horas resistencia

Tiempos Por Vuelta 4 Horas

43 IMARTI MOTORSPORT HONDA CIVIC

1 ESCUDERIA CERRO NEGRO

Vta.	D	Tiempo	Sector 1	Sector 2	Sector 3	V. Max.	Elapsed
1	1	3:00:35.273			3:00:35.273		3:00:35.273
2	1	2:08.350	48.493	43.596	36.261	176.1	3:02:43.623
3	1	2:07.300	48.925	42.842	35.533	181.8	3:04:50.923
4	1	2:06.585	48.120	42.970	35.495	178.5	3:06:57.508
5	1	2:05.919	48.188	42.494	35.237	178.5	3:09:03.427
6	1	2:09.906	48.341	43.698	37.867	179.4	3:11:13.333
7	1	2:07.418	48.511	42.736	36.171	176.4	3:13:20.751
8	1	2:08.800	47.791	43.835	37.174	179.4	3:15:29.551
9	1	2:08.979	48.640	43.044	37.295	172.5	3:17:38.530
10	1	2:07.375	48.834	42.870	35.671	172.2	3:19:45.905
11	1	2:07.561	48.578	42.598	36.385	176.7	3:21:53.466
12	1	2:08.957	49.187	43.551	36.219	174.4	3:24:02.423
13	1	2:09.751	48.486	44.614	36.651	176.1	3:26:12.174
14	1	2:08.805	50.298	42.839	35.668	173.9	3:28:20.979
15	1	2:07.176	48.655	42.809	35.712	177.6	3:30:28.155
16	1	2:05.911	48.114	42.263	35.534	178.8	3:32:34.066
17	1	2:10.740	49.242	44.882	36.616	180.0	3:34:44.806
18	1	2:10.465	50.478	44.069	35.918	160.9	3:36:55.271
19	1	2:08.280	48.954	43.492	35.834	177.3	3:39:03.551
20	1	2:10.750	50.410	43.459	36.881	173.0	3:41:14.301
21	1	2:09.627	49.599	43.998	36.030	171.9	3:43:23.928
22	1	2:06.000	48.111	42.617	35.272	175.8	3:45:29.928
23	1	2:07.079	48.094	43.302	35.683	179.1	3:47:37.007
24	1	2:06.757	48.506	42.697	35.554	176.7	3:49:43.764
25	1	2:07.790	48.951	43.186	35.653	175.3	3:51:51.554
26	1	4:32.785 P	49.041	43.393	3:00.351	174.7	3:56:24.339
27	1	6:58.571	5:36.430	45.381	36.760	90.0	4:03:22.910

51 AUTOCODE TORREJON SAXO

SAXO ESCUDERIA CENTRO

Vta.	D	Tiempo	Sector 1	Sector 2	Sector 3	V. Max.	Elapsed
1	1	3:00:46.945			3:00:46.945		3:00:46.945
2	1	2:08.779	49.098	43.671	36.010	172.2	3:02:55.724
3	1	2:09.116	49.363	43.723	36.030	168.2	3:05:04.840
4	1	2:09.308	49.263	44.040	36.005	165.3	3:07:14.148
5	1	2:09.196	49.015	44.055	36.126	170.8	3:09:23.344
6	1	2:10.441	48.949	44.385	37.107	171.9	3:11:33.785
7	1	2:08.250	48.860	43.572	35.818	170.0	3:13:42.035
8	1	2:08.560	49.026	43.544	35.990	170.8	3:15:50.595
9	1	2:10.348	49.858	44.590	35.900	173.0	3:18:00.943
10	1	2:08.624	49.075	43.524	36.025	176.1	3:20:09.567
11	1	2:08.158	48.981	43.407	35.770	171.4	3:22:17.725
12	1	2:08.107	48.911	43.451	35.745	171.4	3:24:25.832
13	1	2:08.883	49.261	43.935	35.687	168.2	3:26:34.715
14	1	2:09.311	48.956	44.328	36.027	170.3	3:28:44.026
15	1	2:08.444	48.830	43.634	35.980	173.0	3:30:52.470
16	1	2:11.207	49.399	44.743	37.065	170.3	3:33:03.677
17	1	2:09.121	48.790	44.335	35.996	171.9	3:35:12.798
18	1	2:08.368	49.037	43.351	35.980	168.7	3:37:21.166
19	1	2:08.143	48.858	43.481	35.804	170.6	3:39:29.309
20	1	2:08.494	49.097	43.617	35.780	167.9	3:41:37.803
21	1	2:08.352	48.926	43.313	36.113	171.7	3:43:46.155
22	1	2:08.472	48.894	43.242	36.336	175.6	3:45:54.627
23	1	5:12.375 P	48.927	44.293	3:39.155	173.0	3:51:07.002
24	1	11:36.508	10:15.378	44.466	36.664	77.3	4:02:43.510
25	1		49.779			166.6	

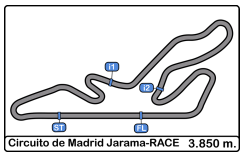

Circuito de Madrid Jarama - RACE

XI UV Endurance RACE Jarama

Carrera 8 horas resistencia

Tiempos Por Vuelta 4 Horas

79 DE AUGUSTO CARRERAS — BMW 325I

3 — C.D. QUINTANO SPORT

Vta.	D	Tiempo	Sector 1	Sector 2	Sector 3	V. Max.	Elapsed
1	1	3:01:20.389		3:00:45.802	34.587		3:01:20.389
2	1	2:02.917	46.890	41.348	34.679	189.8	3:03:23.306
3	1	2:01.817	46.894	40.862	34.061	182.7	3:05:25.123
4	1	2:01.804	46.835	40.777	34.192	184.3	3:07:26.927
5	1	2:01.860	46.511	41.016	34.333	191.1	3:09:28.787
6	1	2:02.302	46.814	41.336	34.152	185.8	3:11:31.089
7	1	2:01.821	46.712	40.864	34.245	183.6	3:13:32.910
8	1	2:01.253	46.361	40.714	34.178	182.1	3:15:34.163
9	1	2:02.100	46.308	41.181	34.611	191.4	3:17:36.263
10	1	2:01.491	46.633	40.359	34.499	175.3	3:19:37.754
11	1	2:03.072	47.148	41.808	34.116	180.0	3:21:40.826
12	1	2:00.888	46.813	40.204	33.871	173.3	3:23:41.714
13	1	2:01.594	46.422	40.987	34.185	186.8	3:25:43.308
14	1	2:02.298	46.623	41.687	33.988	183.0	3:27:45.606
15	1	2:01.137	46.514	40.530	34.093	175.3	3:29:46.743
16	1	2:01.944	46.399	40.777	34.768	181.5	3:31:48.687
17	1	2:02.733	47.181	40.723	34.829	184.6	3:33:51.420
18	1	2:01.657	46.723	40.654	34.280	189.8	3:35:53.077
19	1	2:01.400	46.598	40.689	34.113	177.9	3:37:54.477
20	1	2:00.806	46.362	40.415	34.029	184.9	3:39:55.283
21	1	2:02.680	46.535	40.818	35.327	182.4	3:41:57.963
22	1	2:01.790	46.518	41.056	34.216	185.5	3:43:59.753
23	1	2:01.807	47.078	40.439	34.290	169.0	3:46:01.560
24	1	2:00.930	46.371	40.496	34.063	183.0	3:48:02.490
25	1	2:01.931	46.678	40.902	34.351	194.5	3:50:04.421
26	1	2:13.936	46.811	41.207	45.918	183.3	3:52:18.357
27	1	5:18.418 P	50.457	51.681	3:36.280	156.0	3:57:36.775
28	1		5:17.947	42.108		83.2	

93 GPLOIL-CKC — SUZUKI SWIFT

1 — ATKMOTORSPORT MADRID

Vta.	D	Tiempo	Sector 1	Sector 2	Sector 3	V. Max.	Elapsed
1	1	3:00:45.578			3:00:45.578		3:00:45.578
2	1	2:08.065	49.231	43.074	35.760	175.6	3:02:53.643
3	1	2:09.041	49.963	43.125	35.953	175.0	3:05:02.684
4	1	2:08.340	49.452	42.950	35.938	174.1	3:07:11.024
5	1	2:08.762	49.189	43.526	36.047	175.3	3:09:19.786
6	1	2:08.366	49.559	43.118	35.689	173.6	3:11:28.152
7	1	2:10.085	50.191	43.889	36.005	173.9	3:13:38.237
8	1	2:10.170	49.303	44.469	36.398	174.7	3:15:48.407
9	1	2:09.551	49.602	43.797	36.152	172.5	3:17:57.958
10	1	2:08.447	49.260	43.350	35.837	175.0	3:20:06.405
11	1	2:09.142	49.733	43.551	35.858	172.8	3:22:15.547
12	1	2:08.853	49.779	43.182	35.892	169.0	3:24:24.400
13	1	2:08.829	49.513	43.373	35.943	168.2	3:26:33.229
14	1	2:10.064	49.589	43.978	36.497	172.5	3:28:43.293
15	1	2:08.828	49.144	43.238	36.446	171.4	3:30:52.121
16	1	2:09.770	49.491	44.046	36.233	174.1	3:33:01.891
17	1	2:08.002	49.226	42.945	35.831	175.3	3:35:09.893
18	1	2:08.612	49.592	43.247	35.773	174.1	3:37:18.505
19	1	2:09.167	49.439	43.686	36.042	172.5	3:39:27.672
20	1	2:09.107	50.001	43.440	35.666	171.1	3:41:36.779
21	1	2:08.955	49.527	43.386	36.042	170.8	3:43:45.734
22	1	2:09.186	50.219	43.104	35.863	172.2	3:45:54.920
23	1	2:08.766	49.281	43.344	36.141	174.4	3:48:03.686
24	1	2:07.934	49.316	43.061	35.557	175.3	3:50:11.620
25	1	2:09.132	49.545	43.393	36.194	174.1	3:52:20.752
26	1	2:13.542	51.703	44.380	37.459	159.2	3:54:34.294
27	1	2:11.149	50.355	43.405	37.389	152.5	3:56:45.443
28	1	4:41.659 P	50.699	43.246	3:07.714	169.2	4:01:27.102

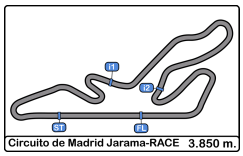

Circuito de Madrid Jarama - RACE
XI UV Endurance RACE Jarama
Carrera 8 horas resistencia
Análisis 4 Horas

Num	T. Vta.	Dif
Vta 1		
1	3:00:33.412	
18	3:00:34.167	00.755
43	3:00:35.273	01.861
9	3:00:41.062	07.650
23	3:00:43.357	09.945
13	3:00:45.394	11.982
93	3:00:45.578	12.166
51	3:00:46.945	13.533
8	3:01:01.535	28.123
20	3:01:05.432	32.020
3	3:01:06.575	33.163
14	3:01:09.401	35.989
79	3:01:20.389	46.977
4	3:01:20.403	46.991
11	3:01:46.951	1:13.539
6	3:01:52.372	1:18.960
22	3:01:52.917	1:19.505
7	3:02:00.402	1:26.990
2	3:02:01.618	1:28.206
25	3:02:06.605	1:33.193
15	3:02:17.718	1:44.306
21	3:02:18.445	1:45.033
19	3:02:28.051	1:54.639
5	3:02:30.411	1:56.999
17	3:02:30.981	1:57.569

Num	T. Vta.	Dif
Vta 2		
1	1:58.224	
10	3:02:35.810	1 Lap
9	1:59.883	09.309
18	2:06.905	09.436
43	2:08.350	11.987
13	1:59.804	13.562
23	2:08.614	20.335
93	2:08.065	22.007
51	2:08.779	24.088
20	2:09.245	43.041
3	2:08.779	43.718
14	2:07.869	45.634
4	1:59.684	48.451
79	2:02.917	51.670
11	2:03.864	1:19.179
22	2:06.602	1:27.883
7	1:59.848	1:28.614
2	1:59.651	1:29.633
6	2:19.921	1:40.657
25	2:16.362	1:51.331
21	2:04.937	1:51.746
15	2:08.589	1:54.671
5	2:02.689	2:01.464

Num	T. Vta.	Dif
Vta 3		
1	2:01.774	
19	2:05.451	1 Lap
17	2:09.170	1 Lap
10	2:07.196	1 Lap
9	2:02.411	09.946
13	2:00.090	11.878
18	2:06.436	14.098
43	2:07.300	17.513
23	2:08.774	27.335
93	2:09.041	29.274
51	2:09.116	31.430
4	2:00.931	47.608
20	2:09.425	50.692
79	2:01.817	51.713
3	2:12.050	53.994
14	2:11.195	55.055
11	2:04.210	1:21.615
7	1:58.923	1:25.763
2	1:59.430	1:27.289
22	2:03.696	1:29.805
21	2:06.431	1:56.403
5	1:58.922	1:58.612

Num	T. Vta.	Dif
Vta 4		
1	1:59.384	
15	2:07.823	1 Lap
25	2:18.465	1 Lap
9	2:01.740	12.302
13	2:01.468	13.962
10	2:08.940	1 Lap
18	2:04.996	19.710
17	2:14.697	1 Lap
43	2:06.585	24.714
19	2:28.633	1 Lap
23	2:09.055	37.006
93	2:08.340	38.230
51	2:09.308	41.354
4	1:59.074	47.298
8	6:23.066	2 Laps
79	2:01.804	54.133
20	2:08.757	1:00.065
3	2:09.135	1:03.745
14	2:09.165	1:04.836
7	1:59.111	1:25.490
2	1:58.446	1:26.351
11	2:05.733	1:27.964
22	2:03.216	1:33.637

Num	T. Vta.	Dif
Vta 5		
1	1:59.991	
5	2:02.079	1 Lap
21	2:06.694	1 Lap
15	2:08.157	1 Lap
6	4:31.121	2 Laps
9	2:00.540	12.851
13	2:00.123	14.094
25	2:15.283	1 Lap
10	2:06.430	1 Lap
18	2:06.616	26.335
17	2:07.073	1 Lap
43	2:05.919	30.642
19	2:03.991	1 Lap
23	2:09.527	46.542
93	2:08.762	47.001
4	1:59.965	47.272
51	2:09.196	50.559
8	2:03.286	2 Laps
79	2:01.860	56.002
20	2:09.211	1:09.285
14	2:11.428	1:16.273
7	1:59.541	1:25.040
2	1:59.047	1:25.407
11	2:02.983	1:30.956
22	2:04.225	1:37.871

Num	T. Vta.	Dif
Vta 6		
1	1:57.140	
5	1:58.038	1 Lap
21	2:05.303	1 Lap
9	1:59.734	15.445
13	2:00.807	17.761
6	2:06.748	2 Laps
15	2:07.992	1 Lap
10	2:07.160	1 Lap
18	2:07.353	36.548
17	2:07.974	1 Lap
19	2:06.074	1 Lap
43	2:09.906	43.408
25	2:17.040	1 Lap
4	1:58.667	48.799
93	2:08.366	58.227
23	2:09.812	59.214
79	2:02.302	1:01.164
8	2:03.811	2 Laps
51	2:10.441	1:03.860
20	2:09.827	1:21.972
7	1:59.455	1:27.355
2	1:59.598	1:27.865
14	2:11.458	1:30.591
11	2:04.158	1:37.974

Num	T. Vta.	Dif
Vta 7		
1	1:57.369	
5	1:58.917	1 Lap
9	1:59.405	17.481
21	2:05.205	1 Lap
13	1:59.777	20.169
6	2:00.824	2 Laps
3	5:19.767	2 Laps
15	2:07.498	1 Lap
10	2:06.348	1 Lap
17	2:06.969	1 Lap
19	2:04.938	1 Lap
4	2:00.012	51.442
43	2:07.418	53.457
25	2:17.591	1 Lap
79	2:01.821	1:05.616
8	2:02.857	2 Laps
93	2:10.085	1:10.943
23	2:10.269	1:12.114
51	2:08.250	1:14.741
7	1:57.996	1:27.982
2	1:58.888	1:29.384
20	2:09.584	1:34.187
14	2:08.950	1:42.172
11	2:03.226	1:43.831

Num	T. Vta.	Dif
Vta 8		
1	1:58.149	
5	2:00.871	1 Lap
9	1:59.433	18.765
13	2:00.600	22.620
21	2:04.770	1 Lap
6	2:00.963	2 Laps
15	2:07.516	1 Lap
22	5:01.407	2 Laps
4	2:00.108	53.401
10	2:07.036	1 Lap
19	2:07.821	1 Lap
43	2:08.800	1:04.108
17	2:13.602	1 Lap
79	2:01.253	1:08.720
8	2:01.136	2 Laps
93	2:10.170	1:22.964
23	2:10.751	1:24.716
51	2:08.560	1:25.152
25	2:19.740	1 Lap
7	1:58.745	1:28.578
2	1:58.963	1:30.198
20	2:09.183	1:45.221
11	2:03.095	1:48.777
18	5:09.736	1 Lap
14	2:09.242	1:53.265

Num	T. Vta.	Dif
Vta 9		
1	1:58.211	
5	1:59.123	1 Lap
9	2:00.180	20.734
13	1:59.643	24.052
6	1:59.721	2 Laps
21	2:04.748	1 Lap
15	2:07.835	1 Lap
4	1:58.678	53.868
10	2:08.003	1 Lap
19	2:02.262	1 Lap
79	2:02.100	1:12.609
8	2:02.595	2 Laps
43	2:08.979	1:14.876
17	2:09.909	1 Lap
7	1:59.673	1:30.040
2	2:00.275	1:32.262
93	2:09.551	1:34.304
23	2:10.508	1:37.013
51	2:10.348	1:37.289
25	2:20.812	1 Lap
11	2:03.591	1:54.157
20	2:09.646	1:56.656

Num	T. Vta.	Dif
Vta 10		
1	1:57.405	
14	2:08.997	1 Lap
5	1:59.756	1 Lap
9	1:59.446	22.775
13	1:59.648	26.295
6	2:00.820	2 Laps
21	2:03.757	1 Lap
4	1:58.654	55.117
15	2:08.132	1 Lap
16	3:19:24.886	9 Laps
19	2:04.009	1 Lap
3	6:35.097	4 Laps
10	2:07.462	1 Lap
79	2:01.491	1:16.695
8	2:01.888	2 Laps
43	2:07.375	1:24.846
17	2:07.416	1 Lap
7	1:59.465	1:32.100
2	1:59.232	1:34.089
93	2:08.447	1:45.346
23	2:08.803	1:48.411
51	2:08.624	1:48.508

Num	T. Vta.	Dif
Vta 11		
1	1:58.220	
11	2:04.234	1 Lap
25	2:15.818	2 Laps
20	2:08.619	1 Lap
5	1:58.861	1 Lap
14	2:09.853	1 Lap
9	1:59.224	23.779
13	1:59.568	27.643

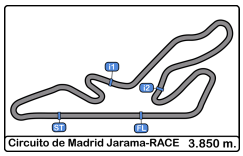

Circuito de Madrid Jarama - RACE
XI UV Endurance RACE Jarama
Carrera 8 horas resistencia
Análisis 4 Horas

Num	T. Vta.	Dif
6	2:00.239	2 Laps
21	2:04.501	1 Lap
4	1:58.505	55.402
15	2:07.667	1 Lap
19	2:03.908	1 Lap
79	2:03.072	1:21.547
3	2:09.455	4 Laps
8	2:01.389	2 Laps
10	2:09.944	1 Lap
16	2:23.924	9 Laps
22	6:36.990	4 Laps
7	1:59.907	1:33.787
43	2:07.561	1:34.187
2	1:58.757	1:34.626
17	2:07.381	1 Lap
93	2:09.142	1:56.268

Num	T. Vta.	Dif
Vta 12		
1	1:58.393	
51	2:08.158	1 Lap
23	2:09.963	1 Lap
11	2:04.339	1 Lap
5	2:00.386	1 Lap
18	6:19.191	4 Laps
20	2:09.895	1 Lap
9	1:59.321	24.707
25	2:16.220	2 Laps
13	2:00.172	29.422
14	2:12.686	1 Lap
6	1:59.510	2 Laps
21	2:04.926	1 Lap
4	1:59.675	56.684
15	2:07.847	1 Lap
19	2:03.700	1 Lap
79	2:00.888	1:24.042
3	2:08.937	4 Laps
10	2:07.110	1 Lap
7	1:59.261	1:34.655
2	1:59.252	1:35.485
22	2:04.754	4 Laps
8	2:18.475	2 Laps
43	2:08.957	1:44.751
17	2:08.360	1 Lap
16	2:18.927	9 Laps

Num	T. Vta.	Dif
Vta 13		
1	1:57.787	
93	2:08.853	1 Lap
51	2:08.107	1 Lap
23	2:08.600	1 Lap
5	2:00.667	1 Lap
11	2:04.455	1 Lap
18	2:04.548	4 Laps
9	1:59.470	26.390
20	2:08.822	1 Lap
13	2:00.999	32.634
6	2:02.155	2 Laps
25	2:16.443	2 Laps
14	2:10.453	1 Lap
4	1:58.744	57.641
21	2:04.522	1 Lap
19	2:03.817	1 Lap
79	2:01.594	1:27.849
15	2:08.621	1 Lap
2	1:59.496	1:37.194
7	2:00.567	1:37.435
10	2:07.561	1 Lap
22	2:05.235	4 Laps
3	2:11.315	4 Laps
8	2:01.379	2 Laps
17	2:07.621	1 Lap
43	2:09.751	1:56.715

Num	T. Vta.	Dif
Vta 14		
1	1:58.929	
16	2:13.738	10 Laps
5	2:00.705	1 Lap
93	2:08.829	1 Lap
51	2:08.883	1 Lap
11	2:04.281	1 Lap
23	2:09.944	1 Lap
9	1:59.444	26.905
18	2:05.014	4 Laps
13	2:00.186	33.891
6	2:01.927	2 Laps
20	2:10.291	1 Lap
4	1:59.334	58.046
14	2:16.494	1 Lap
25	2:16.813	2 Laps
21	2:03.770	1 Lap
79	2:02.298	1:31.218
19	2:03.917	1 Lap
2	1:58.519	1:36.784
7	1:59.411	1:37.917
15	2:07.805	1 Lap
22	2:03.806	4 Laps
8	2:02.151	2 Laps
10	2:08.484	1 Lap
3	2:09.168	4 Laps

Num	T. Vta.	Dif
Vta 15		
1	1:58.144	
17	2:07.199	2 Laps
43	2:08.805	1 Lap
16	2:11.797	10 Laps
11	2:04.236	1 Lap
9	2:00.098	28.859
93	2:10.064	1 Lap
51	2:09.311	1 Lap
23	2:09.051	1 Lap
13	1:59.820	35.567
18	2:05.232	4 Laps
6	2:00.472	2 Laps
20	2:08.707	1 Lap
4	2:02.122	1:02.024
21	2:03.475	1 Lap
14	2:09.081	1 Lap
25	2:14.841	2 Laps
79	2:01.137	1:34.211
19	2:01.644	1 Lap
2	1:57.680	1:36.320
7	1:58.437	1:38.210
15	2:07.613	1 Lap
22	2:03.616	4 Laps
8	2:03.346	2 Laps

Num	T. Vta.	Dif
Vta 16		
1	1:58.295	
10	2:07.958	2 Laps
3	2:09.549	5 Laps
17	2:07.374	2 Laps
43	2:07.176	1 Lap
11	2:04.146	1 Lap
9	2:03.363	33.927
16	2:14.661	10 Laps
13	2:01.810	39.082
93	2:08.828	1 Lap
51	2:08.444	1 Lap
18	2:03.929	4 Laps
23	2:09.870	1 Lap
6	2:00.285	2 Laps
4	1:58.601	1:02.330
20	2:09.722	1 Lap
21	2:03.714	1 Lap
5	4:55.267	2 Laps
14	2:09.527	1 Lap
25	2:14.901	2 Laps
2	1:58.974	1:36.999
79	2:01.944	1:37.860
7	1:58.527	1:38.442
8	2:01.524	2 Laps
15	2:07.633	1 Lap

Num	T. Vta.	Dif
Vta 17		
1	1:57.903	
22	2:04.106	5 Laps
3	2:08.763	5 Laps
17	2:07.553	2 Laps
43	2:05.911	1 Lap
9	2:00.581	36.605
11	2:05.983	1 Lap
13	2:00.455	41.634
6	2:02.608	2 Laps
18	2:05.678	4 Laps
93	2:09.770	1 Lap
51	2:11.207	1 Lap
16	2:17.444	10 Laps
23	2:08.896	1 Lap
4	1:57.663	1:02.090
20	2:09.281	1 Lap
21	2:04.128	1 Lap
14	2:09.200	1 Lap
2	1:57.846	1:36.942
7	1:58.001	1:38.540
79	2:02.733	1:42.690
25	2:17.666	2 Laps

Num	T. Vta.	Dif
Vta 18		
1	1:58.588	
8	2:03.328	3 Laps
22	2:02.522	5 Laps
15	2:08.025	2 Laps
3	2:08.213	5 Laps
17	2:10.398	2 Laps
43	2:10.740	1 Lap
9	2:00.541	38.558
13	1:59.723	42.769
6	2:01.116	2 Laps
19	5:14.227	3 Laps
18	2:04.256	4 Laps
93	2:08.002	1 Lap
4	1:59.169	1:02.671
51	2:09.121	1 Lap
23	2:09.016	1 Lap
16	2:12.883	10 Laps
21	2:04.829	1 Lap
20	2:10.073	1 Lap
7	1:59.199	1:39.151
2	2:01.106	1:39.460
79	2:01.657	1:45.759
14	2:12.018	1 Lap

Num	T. Vta.	Dif
Vta 19		
1	1:57.741	
10	5:57.775	4 Laps
8	2:02.512	3 Laps
22	2:03.264	5 Laps
25	2:14.239	3 Laps
15	2:07.670	2 Laps
3	2:12.364	5 Laps
9	2:03.324	44.141
13	2:00.517	45.545
17	2:09.645	2 Laps
43	2:10.465	1 Lap
6	2:00.381	2 Laps
11	4:17.542	2 Laps
4	1:57.911	1:02.841
18	2:03.967	4 Laps
93	2:08.612	1 Lap
51	2:08.368	1 Lap
23	2:08.939	1 Lap
16	2:10.388	10 Laps
21	2:04.736	1 Lap
7	1:58.856	1:40.266
20	2:09.628	1 Lap
2	1:59.685	1:41.404
79	2:01.400	1:49.418

Num	T. Vta.	Dif
Vta 20		
1	1:57.370	
14	2:10.440	2 Laps
8	2:02.787	3 Laps
22	2:02.767	5 Laps
15	2:08.362	2 Laps
25	2:16.840	3 Laps
9	1:59.117	45.888
13	2:00.858	49.033
17	2:09.088	2 Laps
6	2:02.350	2 Laps
43	2:08.280	1 Lap
3	2:16.859	5 Laps
4	1:58.311	1:03.782
18	2:03.589	4 Laps
93	2:09.167	1 Lap
51	2:08.143	1 Lap
23	2:08.472	1 Lap
16	2:10.655	10 Laps
21	2:04.816	1 Lap
2	1:58.663	1:42.697
79	2:00.806	1:52.854
20	2:11.551	1 Lap

Num	T. Vta.	Dif
Vta 21		
1	1:56.888	
14	2:09.356	2 Laps
8	2:02.816	3 Laps
22	2:02.411	5 Laps
15	2:07.606	2 Laps
9	2:00.222	49.222
25	2:15.385	3 Laps
13	2:00.227	52.372
19	5:57.305	5 Laps
6	2:00.377	2 Laps
4	1:58.789	1:05.683
17	2:11.430	2 Laps

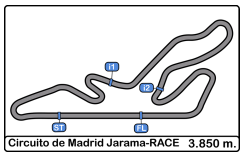

Circuito de Madrid Jarama - RACE

XI UV Endurance RACE Jarama

Carrera 8 horas resistencia

Análisis 4 Horas

Num	T. Vta.	Dif
43	2:10.750	1 Lap
18	2:04.177	4 Laps
3	2:12.243	5 Laps
93	2:09.107	1 Lap
51	2:08.494	1 Lap
23	2:08.581	1 Lap
2	1:59.575	1:45.384
21	2:04.127	1 Lap
16	2:11.337	10 Laps
Num	**T. Vta.**	**Dif**
Vta 22		
1	1:57.319	
79	2:02.680	1 Lap
20	2:09.012	2 Laps
8	2:02.550	3 Laps
22	2:02.056	5 Laps
14	2:11.699	2 Laps
7	4:49.366	2 Laps
15	2:08.078	2 Laps
9	2:00.452	52.355
13	2:00.051	55.104
19	1:59.419	5 Laps
4	2:00.520	1:08.884
6	2:02.134	2 Laps
25	2:15.371	3 Laps
18	2:05.088	4 Laps
43	2:09.627	1 Lap
3	2:11.263	5 Laps
2	1:59.852	1:47.917
93	2:08.955	1 Lap
51	2:08.352	1 Lap
5	12:19.487	7 Laps
23	2:08.166	1 Lap
21	2:03.770	1 Lap
Num	**T. Vta.**	**Dif**
Vta 23		
1	1:57.006	
79	2:01.790	1 Lap
16	2:12.742	11 Laps
20	2:09.259	2 Laps
8	2:01.570	3 Laps
22	2:02.386	5 Laps
11	7:21.145	5 Laps
14	2:10.107	2 Laps
13	2:01.665	59.763
15	2:08.114	2 Laps
19	1:59.030	5 Laps
4	1:58.023	1:09.901
6	2:01.955	2 Laps
25	2:16.989	3 Laps
18	2:04.096	4 Laps
43	2:06.000	1 Lap
3	2:11.823	5 Laps

Num	T. Vta.	Dif
2	1:59.834	1:50.745
5	2:01.907	7 Laps
Num	**T. Vta.**	**Dif**
Vta 24		
1	1:59.516	
51	2:08.472	2 Laps
93	2:09.186	2 Laps
21	2:04.698	2 Laps
23	2:09.303	2 Laps
79	2:01.807	1 Lap
16	2:09.296	11 Laps
20	2:09.416	2 Laps
8	2:01.970	3 Laps
22	2:02.155	5 Laps
11	2:03.106	5 Laps
14	2:08.970	2 Laps
13	1:59.639	59.886
19	1:59.279	5 Laps
10	10:44.485	8 Laps
4	1:58.480	1:08.865
15	2:08.235	2 Laps
6	2:00.287	2 Laps
18	2:03.207	4 Laps
43	2:07.079	1 Lap
25	2:19.317	3 Laps
2	1:59.482	1:50.711
5	2:01.163	7 Laps
Num	**T. Vta.**	**Dif**
Vta 25		
1	1:57.644	
3	2:13.240	6 Laps
21	2:04.513	2 Laps
79	2:00.930	1 Lap
9	5:14.630	2 Laps
93	2:08.766	2 Laps
23	2:08.708	2 Laps
17	7:02.762	5 Laps
16	2:09.601	11 Laps
8	2:02.817	3 Laps
22	2:02.897	5 Laps
11	2:02.658	5 Laps
20	2:09.381	2 Laps
7	6:16.031	4 Laps
13	2:00.183	1:02.425
14	2:10.067	2 Laps
19	2:00.221	5 Laps
4	1:58.661	1:09.882
10	2:09.849	8 Laps
6	2:00.851	2 Laps
15	2:07.351	2 Laps
18	2:03.952	4 Laps
43	2:06.757	1 Lap
2	2:00.473	1:53.540

Num	T. Vta.	Dif
Vta 26		
1	1:58.605	
5	2:01.944	8 Laps
25	2:15.972	4 Laps
79	2:01.931	1 Lap
21	2:04.544	2 Laps
3	2:12.690	6 Laps
93	2:07.934	2 Laps
16	2:09.352	11 Laps
8	2:03.091	3 Laps
22	2:02.979	5 Laps
11	2:03.591	5 Laps
20	2:09.218	2 Laps
7	1:59.644	4 Laps
13	1:59.263	1:03.083
19	1:58.904	5 Laps
4	1:57.457	1:08.734
51	5:12.375	3 Laps
6	2:01.074	2 Laps
14	2:12.638	2 Laps
10	2:10.868	8 Laps
15	2:07.752	2 Laps
18	2:04.012	4 Laps
2	2:00.762	1:55.697
Num	**T. Vta.**	**Dif**
Vta 27		
1	1:58.587	
5	2:00.226	8 Laps
43	2:07.790	2 Laps
21	2:04.100	2 Laps
25	2:15.547	4 Laps
23	4:08.823	3 Laps
79	2:13.936	1 Lap
93	2:09.132	2 Laps
8	2:03.939	3 Laps
22	2:02.877	5 Laps
11	2:02.130	5 Laps
16	2:13.680	11 Laps
7	1:58.596	4 Laps
13	2:00.330	1:04.826
20	2:09.877	2 Laps
4	1:58.499	1:08.646
19	2:00.756	5 Laps
6	1:58.349	2 Laps
14	2:12.680	2 Laps
15	2:08.099	2 Laps
10	2:09.668	8 Laps
18	2:04.439	4 Laps
2	1:58.457	1:55.567
Num	**T. Vta.**	**Dif**
Vta 28		
1	1:57.793	
5	2:00.649	8 Laps

Num	T. Vta.	Dif
17	5:44.260	7 Laps
21	2:04.198	2 Laps
3	4:16.590	7 Laps
25	2:17.993	4 Laps
93	2:13.542	2 Laps
8	2:04.232	3 Laps
22	2:04.048	5 Laps
9	6:40.863	4 Laps
11	2:05.541	5 Laps
7	1:58.899	4 Laps
13	2:00.285	1:07.318
4	1:57.270	1:08.123
16	2:11.544	11 Laps
19	2:00.378	5 Laps
20	2:10.043	2 Laps
6	1:59.526	2 Laps
14	2:09.501	2 Laps
15	2:07.669	2 Laps
10	2:09.140	8 Laps
2	1:57.996	1:55.770
Num	**T. Vta.**	**Dif**
Vta 29		
1	1:57.655	
18	2:05.515	5 Laps
5	2:01.014	8 Laps
21	2:03.632	2 Laps
43	4:32.785	3 Laps
17	2:27.234	7 Laps
8	2:04.279	3 Laps
22	2:03.972	5 Laps
93	2:11.149	2 Laps
9	2:02.908	4 Laps
7	1:59.842	4 Laps
11	2:05.762	5 Laps
25	2:19.646	4 Laps
4	1:58.189	1:08.657
13	2:00.210	1:09.873
19	1:58.930	5 Laps
16	2:09.641	11 Laps
6	1:59.671	2 Laps
20	2:09.396	2 Laps
79	5:18.418	2 Laps
2	1:59.653	1:57.768
Num	**T. Vta.**	**Dif**
Vta 30		
1	1:59.002	
15	2:07.825	3 Laps
14	2:12.109	3 Laps
10	2:08.156	9 Laps
18	2:02.956	5 Laps
5	2:00.174	8 Laps
21	2:04.119	2 Laps
7	1:59.418	4 Laps

Num	T. Vta.	Dif
8	2:03.858	3 Laps
22	2:03.786	5 Laps
9	2:02.827	4 Laps
4	1:59.570	1:09.225
13	2:00.279	1:11.150
19	1:59.917	5 Laps
11	2:06.315	5 Laps
17	2:34.332	7 Laps
6	2:00.102	2 Laps
25	2:16.288	4 Laps
16	2:10.376	11 Laps
20	2:09.679	2 Laps
Num	**T. Vta.**	**Dif**
Vta 31		
1	1:58.041	
2	1:59.750	1 Lap
23	7:32.398	6 Laps
15	2:07.214	3 Laps
18	2:04.319	5 Laps
5	2:01.348	8 Laps
10	2:12.323	9 Laps
14	2:14.622	3 Laps
21	2:04.838	2 Laps
7	1:58.893	4 Laps
8	2:01.214	3 Laps
22	2:02.493	5 Laps
9	2:02.425	4 Laps
13	1:59.220	1:12.329
19	1:58.782	5 Laps
4	2:07.317	1:18.501
11	2:04.357	5 Laps
93	4:41.659	3 Laps
6	2:19.472	2 Laps
25	2:19.638	4 Laps
16	2:11.550	11 Laps
20	2:10.483	2 Laps
Num	**T. Vta.**	**Dif**
Vta 32		
1	1:58.165	
2	1:57.972	1 Lap
17	2:38.617	8 Laps
5	2:03.418	8 Laps
15	2:07.732	3 Laps
18	2:06.268	5 Laps
23	2:11.515	6 Laps
10	2:12.378	9 Laps
21	2:04.462	2 Laps
51	11:36.508	8 Laps
7	1:58.573	4 Laps
8	2:01.120	3 Laps
13	2:01.267	1:15.431
19	1:59.186	5 Laps
9	2:02.993	4 Laps

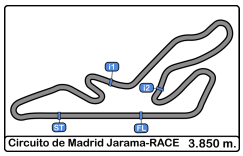

Circuito de Madrid Jarama - RACE

XI UV Endurance RACE Jarama

Carrera 8 horas resistencia

Análisis 4 Horas

Num	T. Vta.	Dif
22	2:04.668	5 Laps
4	1:58.538	1:18.874
11	2:02.913	5 Laps
43	6:58.571	5 Laps

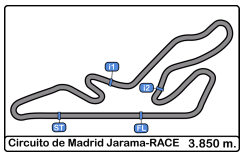

Circuito de Madrid Jarama - RACE
XI UV Endurance RACE Jarama
Carrera 8 horas resistencia
Mejores Sectores 4 Horas

	Sector - 1			Sector - 2			Sector - 3			Vuelta Ideal vs Mejor Vuelta					
Clas	Nº	Equipo	Tiempo	Nº	Equipo	Tiempo	Nº	Equipo	Tiempo	Clas	Nº	Equipo	Vta. Ideal	Mejor Vta.	Clas
1	19	FERNANDO NAVARRETE	43.968	6	GLOBAL CAR ADVISOR	38.419	19	FERNANDO NAVARRETE	32.254	1	19	FERNANDO NAVARRETE	1:54.949	1:55.145	1
2	6	GLOBAL CAR ADVISOR	44.706	19	FERNANDO NAVARRETE	38.727	2	BOYACA SPORT TEAM	32.425	2	6	GLOBAL CAR ADVISOR	1:55.727	1:56.439	2
3	7	JDM MOTOR 2	44.823	7	JDM MOTOR 2	39.059	6	GLOBAL CAR ADVISOR	32.602	3	7	JDM MOTOR 2	1:56.536	1:56.940	4
4	1	RRO RACING	44.880	1	RRO RACING	39.096	1	RRO RACING	32.607	4	1	RRO RACING	1:56.583	1:56.888	3
5	8	JDM MOTOR 1	44.896	4	M&M RACING TEAM	39.115	7	JDM MOTOR 2	32.654	5	2	BOYACA SPORT TEAM	1:56.591	1:57.535	6
6	4	M&M RACING TEAM	45.016	2	BOYACA SPORT TEAM	39.139	4	M&M RACING TEAM	32.735	6	4	M&M RACING TEAM	1:56.866	1:57.270	5
7	2	BOYACA SPORT TEAM	45.027	5	NO BRAIN TEAM	39.148	8	JDM MOTOR 1	33.011	7	8	JDM MOTOR 1	1:57.330	1:57.815	7
8	12	4 TEAM	45.381	8	JDM MOTOR 1	39.423	9	PUNTAL PRODUCTIONS	33.061	8	5	NO BRAIN TEAM	1:57.831	1:58.038	8
9	5	NO BRAIN TEAM	45.451	9	PUNTAL PRODUCTIONS	39.451	13	ASAP RACING	33.220	9	9	PUNTAL PRODUCTIONS	1:58.220	1:58.618	9
10	9	PUNTAL PRODUCTIONS	45.708	13	ASAP RACING	39.637	12	4 TEAM	33.228	10	12	4 TEAM	1:58.345	1:58.633	10
11	13	ASAP RACING	45.714	12	4 TEAM	39.736	5	NO BRAIN TEAM	33.232	11	13	ASAP RACING	1:58.571	1:59.220	11
12	22	TECSPORT - OLIMPIA	46.122	79	DE AUGUSTO CARRERAS	40.204	22	TECSPORT - OLIMPIA	33.797	12	22	TECSPORT - OLIMPIA	2:00.236	2:00.236	12
13	24	M BOSS RACING	46.256	22	TECSPORT - OLIMPIA	40.317	79	DE AUGUSTO CARRERAS	33.871	13	79	DE AUGUSTO CARRERAS	2:00.383	2:00.806	13
14	79	DE AUGUSTO CARRERAS	46.308	17	EMAN EGURRE	40.654	24	M BOSS RACING	34.037	14	24	M BOSS RACING	2:01.186	2:01.784	15
15	11	RR2 MOTORSPORT	46.337	11	RR2 MOTORSPORT	40.735	21	DHR	34.042	15	11	RR2 MOTORSPORT	2:01.240	2:01.636	14
16	21	DHR	46.688	24	M BOSS RACING	40.893	11	RR2 MOTORSPORT	34.168	16	21	DHR	2:01.811	2:02.151	16
17	10	PRIMERA TEAM	46.827	10	PRIMERA TEAM	40.924	10	PRIMERA TEAM	34.260	17	17	EMAN EGURRE	2:01.915	2:02.262	17
18	17	EMAN EGURRE	46.893	18	PURA PASION	41.064	17	EMAN EGURRE	34.368	18	10	PRIMERA TEAM	2:02.011	2:02.371	18
19	43	IMARTI MOTORSPORT	46.943	21	DHR	41.081	43	IMARTI MOTORSPORT	34.416	19	43	IMARTI MOTORSPORT	2:02.499	2:02.865	19
20	18	PURA PASION	47.196	43	IMARTI MOTORSPORT	41.140	18	PURA PASION	34.509	20	18	PURA PASION	2:02.769	2:02.956	20
21	20	EFICAR TEAM SAXO	47.514	20	EFICAR TEAM SAXO	42.017	14	E-PERFORMANCE	34.683	21	20	EFICAR TEAM SAXO	2:04.419	2:04.455	21
22	14	E-PERFORMANCE	47.595	14	E-PERFORMANCE	42.183	20	EFICAR TEAM SAXO	34.888	22	14	E-PERFORMANCE	2:04.461	2:04.964	22
23	3	COIMBRA SAYAGO	47.732	3	COIMBRA SAYAGO	42.485	16	SAAB ENDURANCE RACING SOCIETY	35.115	23	3	COIMBRA SAYAGO	2:05.336	2:05.649	23
24	16	SAAB ENDURANCE RACING SOCIETY	47.936	16	SAAB ENDURANCE RACING SOCIETY	42.566	3	COIMBRA SAYAGO	35.119	24	16	SAAB ENDURANCE RACING SOCIETY	2:05.617	2:06.172	24
25	15	BOYACA SAXO	48.129	93	GPLOIL-CKC	42.702	15	BOYACA SAXO	35.299	25	15	BOYACA SAXO	2:06.133	2:06.347	25
26	93	GPLOIL-CKC	48.301	15	BOYACA SAXO	42.705	93	GPLOIL-CKC	35.380	26	93	GPLOIL-CKC	2:06.383	2:06.531	26
27	23	RIGA SAXO	48.577	23	RIGA SAXO	42.708	23	RIGA SAXO	35.554	27	23	RIGA SAXO	2:06.839	2:07.519	27
28	51	AUTOCODE TORREJON	48.790	51	AUTOCODE TORREJON	43.242	51	AUTOCODE TORREJON	35.687	28	51	AUTOCODE TORREJON	2:07.719	2:08.107	28
29	25	AMAZON SPORT	49.855	25	AMAZON SPORT	45.481	25	AMAZON SPORT	36.986	29	25	AMAZON SPORT	2:12.322	2:14.239	29

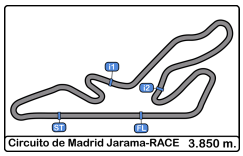

Circuito de Madrid Jarama - RACE

XI UV Endurance RACE Jarama

Carrera 8 horas resistencia

Secuencia Líder 4 Horas

Nº	Equipo	Concursante	Vehiculo	Cat	V.Inici	V. Fin	Vtas	Total
2	BOYACA SPORT TEAM	VSR MOTORSPORT	BMW 325	3	1	**4**	4	4
19	FERNANDO NAVARRETE	ULTIMA VUELTA	BMW 325I	3	5	**25**	21	21
1	RRO RACING	VSR MOTORSPORT	BMW 325	3	26	**31**	6	6
8	JDM MOTOR 1	ULTIMA VUELTA	BMW 325	3	32	**39**	8	8
7	JDM MOTOR 2	ULTIMA VUELTA	BMW E36	3	40	**48**	9	9
4	M&M RACING TEAM	ESCUDERIA CENTRO	BMW 325	3	49	**50**	2	2
2	BOYACA SPORT TEAM	VSR MOTORSPORT	BMW 325	3	51	**61**	11	15
1	RRO RACING	VSR MOTORSPORT	BMW 325	3	62	**71**	10	16
8	JDM MOTOR 1	ULTIMA VUELTA	BMW 325	3	72	**80**	9	17
1	RRO RACING	VSR MOTORSPORT	BMW 325	3	81	**114**	34	50

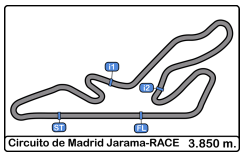

Circuito de Madrid Jarama - RACE

XI UV Endurance RACE Jarama

Carrera 8 horas resistencia

5 Mejores Tiempos 4 Horas

						Mejor 1		Mejor 2		Mejor 3		Mejor 4		Mejor 5	
Clas	**Nº**	**Equipo**	**Concursante**	**Vehiculo**	**Cat**	**Tiempo**	**Vta.**	**Tiempo**	**Vta.**	**Tiempo**	**Vta.**	**Tiempo**	**Vta.**	**Tiempo**	**Vta.**
1	**19**	FERNANDO NAVARRETE	ULTIMA VUELTA	BMW 325I	3	**1:55.145**	4	1:55.210	5	1:55.717	36	1:55.789	6	1:55.925	3
2	**6**	GLOBAL CAR ADVISOR	ULTIMA VUELTA	BMW 325	3	**1:56.439**	16	1:56.454	28	1:56.483	15	1:56.591	51	1:56.619	46
3	**1**	RRO RACING	VSR MOTORSPORT	BMW 325	3	**1:56.888**	102	1:57.006	104	1:57.140	87	1:57.250	8	1:57.319	103
4	**7**	JDM MOTOR 2	ULTIMA VUELTA	BMW E36	3	**1:56.940**	41	1:57.291	39	1:57.328	43	1:57.640	44	1:57.770	19
5	**4**	M&M RACING TEAM	ESCUDERIA CENTRO	BMW 325	3	**1:57.270**	108	1:57.457	106	1:57.566	16	1:57.578	17	1:57.646	24
6	**2**	BOYACA SPORT TEAM	VSR MOTORSPORT	BMW 325	3	**1:57.535**	13	1:57.680	96	1:57.846	98	1:57.926	58	1:57.972	112
7	**8**	JDM MOTOR 1	ULTIMA VUELTA	BMW 325	3	**1:57.815**	18	1:57.944	22	1:58.004	9	1:58.062	8	1:58.076	5
8	**5**	NO BRAIN TEAM	ULTIMA VUELTA	BMW 325	3	**1:58.038**	19	1:58.861	24	1:58.917	20	1:58.922	17	1:59.123	22
9	**9**	PUNTAL PRODUCTIONS	MADRID HISTORICOS	BMW 325I	3	**1:58.618**	51	1:58.728	53	1:59.117	73	1:59.224	64	1:59.321	65
10	**12**	4 TEAM	JORGE RAMIREZ FERNANDEZ	BMW 318	2	**1:58.633**	20	1:58.663	12	1:58.985	18	1:59.077	10	1:59.098	13
11	**13**	ASAP RACING	ANDRES SANCHEZ PEREZ	HONDA CIVIC	1	**1:59.220**	112	1:59.263	107	1:59.278	75	1:59.568	92	1:59.639	105
12	**22**	TECSPORT - OLIMPIA	ULTIMA VUELTA	V. GOLF	2	**2:00.236**	40	2:01.170	20	2:01.245	28	2:01.367	38	2:01.399	22
13	**79**	DE AUGUSTO CARRERAS	C.D. QUINTANO SPORT	BMW 325I	3	**2:00.806**	89	2:00.888	81	2:00.930	93	2:01.137	84	2:01.253	77
14	**11**	RR2 MOTORSPORT	ESCUDERIA MEDITERRANEO DE ALICANTE	V. GOLF	2	**2:01.636**	13	2:01.649	14	2:01.864	12	2:02.061	11	2:02.077	17
15	**24**	M BOSS RACING	ESCUDERIA 1000 LAGOS	V. GOLF	2	**2:01.784**	4	2:02.026	14	2:02.090	8	2:02.116	6	2:02.170	13
16	**21**	DHR	ULTIMA VUELTA	NISSAN SUNY	2	**2:02.151**	3	2:02.517	2	2:02.806	11	2:02.877	5	2:02.884	48
17	**17**	EMAN EGURRE	EMAN EGURRE	BMW 325I	3	**2:02.262**	5	2:02.363	44	2:02.414	38	2:02.521	37	2:02.525	22
18	**10**	PRIMERA TEAM	EFICAR TEAM	NISSAN PRIMERA	2	**2:02.371**	6	2:02.403	5	2:02.878	4	2:02.888	8	2:03.004	9
19	**43**	IMARTI MOTORSPORT	ESCUDERIA CERRO NEGRO	HONDA CIVIC	1	**2:02.865**	37	2:03.370	36	2:03.526	12	2:03.604	21	2:03.677	13
20	**18**	PURA PASION	VICENTE GABRIEL VALLES	AUDI TT	3	**2:02.956**	88	2:03.207	83	2:03.319	24	2:03.553	23	2:03.589	79
21	**20**	EFICAR TEAM SAXO	EFICAR TEAM	SAXO	SAXO	**2:04.455**	38	2:04.706	6	2:04.877	5	2:04.966	56	2:05.145	39
22	**14**	E-PERFORMANCE	ULTIMA VUELTA	HONDA CIVIC	1	**2:04.964**	6	2:05.058	38	2:05.085	3	2:05.099	24	2:05.370	25
23	**3**	COIMBRA SAYAGO	ULTIMA VUELTA	SAXO	SAXO	**2:05.649**	28	2:05.673	23	2:05.683	36	2:05.801	19	2:05.836	16
24	**16**	SAAB ENDURANCE RACING SOCIETY	ESCUDERIA 1000 LAGOS	SAAB 900I	2	**2:06.172**	15	2:06.285	16	2:06.667	21	2:06.746	25	2:06.753	19
25	**15**	BOYACA SAXO	VSR MOTORSPORT	SAXO	SAXO	**2:06.347**	40	2:06.386	52	2:06.442	64	2:06.560	58	2:06.706	61
26	**93**	GPLOIL-CKC	ATKMOTORSPORT MADRID	SUZUKI SWIFT	1	**2:06.531**	18	2:06.936	28	2:07.065	15	2:07.076	9	2:07.105	22
27	**23**	RIGA SAXO	RASANTE SPORT	SAXO	SAXO	**2:07.519**	13	2:07.682	16	2:07.723	6	2:07.785	47	2:07.807	8
28	**51**	AUTOCODE TORREJON	ESCUDERIA CENTRO	SAXO	SAXO	**2:08.107**	86	2:08.143	93	2:08.158	85	2:08.192	70	2:08.250	81
29	**25**	AMAZON SPORT	AECD	V. GOLF	2	**2:14.239**	58	2:14.801	26	2:14.841	55	2:14.845	29	2:14.901	56

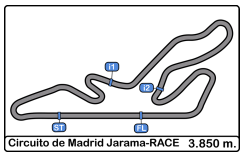

Circuito de Madrid Jarama - RACE

XI UV Endurance RACE Jarama

Carrera 8 horas resistencia

5 Mejores Velocidades 4 Horas

						Máxima 1		Máxima 2		Máxima 3		Máxima 4		Máxima 5		
Clas	**Nº**	**Equipo**	**Concursante**	**Vehiculo**	**Cat**	**Km/h**	**Vta.**	**Km/h**	**Vta.**	**Km/h**	**Vta.**	**Km/h**	**Vta.**	**Km/h**	**Vta.**	**Media**
1	**4**	M&M RACING TEAM	ESCUDERIA CENTRO	BMW 325	3	**203.0**	38	199.6	20	196.7	29	196.7	40	196.7	43	198.5
2	**19**	FERNANDO NAVARRETE	ULTIMA VUELTA	BMW 325I	3	**203.0**	25	200.7	4	200.3	35	198.1	3	196.7	6	199.8
3	**7**	JDM MOTOR 2	ULTIMA VUELTA	BMW E36	3	**201.8**	31	200.0	5	199.2	98	198.8	22	198.1	29	199.6
4	**9**	PUNTAL PRODUCTIONS	MADRID HISTORICOS	BMW 325I	3	**199.2**	37	198.1	30	198.1	36	196.7	19	196.3	20	197.7
5	**17**	EMAN EGURRE	EMAN EGURRE	BMW 325I	3	**197.8**	6	197.8	10	195.6	9	195.6	16	195.6	19	196.5
6	**6**	GLOBAL CAR ADVISOR	ULTIMA VUELTA	BMW 325	3	**197.0**	54	196.3	51	194.9	15	194.9	45	194.9	61	195.6
7	**12**	4 TEAM	JORGE RAMIREZ FERNANDEZ	BMW 318	2	**197.0**	20	197.0	23	196.3	19	196.0	14	196.0	16	196.5
8	**79**	DE AUGUSTO CARRERAS	C.D. QUINTANO SPORT	BMW 325I	3	**197.0**	28	196.0	61	194.5	49	194.5	94	193.8	50	195.2
9	**1**	RRO RACING	VSR MOTORSPORT	BMW 325	3	**196.3**	103	196.0	62	196.0	101	195.6	102	195.6	107	195.9
10	**13**	ASAP RACING	ANDRES SANCHEZ PEREZ	HONDA CIVIC	1	**195.2**	17	194.5	8	194.2	19	194.2	48	193.8	9	194.4
11	**5**	NO BRAIN TEAM	ULTIMA VUELTA	BMW 325	3	**193.5**	24	192.1	19	191.8	21	191.4	20	190.4	17	191.9
12	**8**	JDM MOTOR 1	ULTIMA VUELTA	BMW 325	3	**192.8**	74	192.5	103	192.1	6	191.8	5	191.1	4	192.1
13	**2**	BOYACA SPORT TEAM	VSR MOTORSPORT	BMW 325	3	**192.1**	66	187.5	71	185.5	109	185.2	93	184.3	65	186.9
14	**11**	RR2 MOTORSPORT	ESCUDERIA MEDITERRANEO DE ALICANTE	V. GOLF	2	**191.1**	71	190.4	94	189.8	46	189.8	95	189.4	53	190.1
15	**24**	M BOSS RACING	ESCUDERIA 1000 LAGOS	V. GOLF	2	**191.1**	6	190.8	22	190.4	23	189.1	20	189.1	21	190.1
16	**22**	TECSPORT - OLIMPIA	ULTIMA VUELTA	V. GOLF	2	**190.8**	40	190.4	20	190.4	39	189.4	38	188.8	22	190.0
17	**21**	DHR	ULTIMA VUELTA	NISSAN SUNY	2	**187.8**	50	186.5	9	186.5	53	185.2	3	185.2	11	186.2
18	**43**	IMARTI MOTORSPORT	ESCUDERIA CERRO NEGRO	HONDA CIVIC	1	**186.5**	38	181.8	81	180.9	4	180.6	21	180.3	3	182.0
19	**10**	PRIMERA TEAM	EFICAR TEAM	NISSAN PRIMERA	2	**183.3**	13	183.0	12	182.7	9	182.4	6	182.1	4	182.7
20	**18**	PURA PASION	VICENTE GABRIEL VALLES	AUDI TT	3	**182.7**	91	182.4	83	181.8	69	181.8	76	181.2	81	182.0
21	**20**	EFICAR TEAM SAXO	EFICAR TEAM	SAXO	SAXO	**181.2**	3	180.0	2	178.2	37	177.6	4	176.1	38	178.6
22	**14**	E-PERFORMANCE	ULTIMA VUELTA	HONDA CIVIC	1	**179.7**	5	179.4	3	179.1	83	178.5	49	178.2	18	178.9
23	**16**	SAAB ENDURANCE RACING SOCIETY	ESCUDERIA 1000 LAGOS	SAAB 900I	2	**179.4**	3	178.2	4	178.2	15	176.7	24	175.8	2	177.6
24	**3**	COIMBRA SAYAGO	ULTIMA VUELTA	SAXO	SAXO	**177.6**	3	176.1	5	176.1	6	176.1	16	175.8	2	176.4
25	**93**	GPLOIL-CKC	ATKMOTORSPORT MADRID	SUZUKI SWIFT	1	**176.4**	22	175.6	14	175.6	27	175.6	28	175.6	36	175.7
26	**23**	RIGA SAXO	RASANTE SPORT	SAXO	SAXO	**176.1**	37	175.0	2	174.7	54	174.4	13	174.4	15	174.9
27	**51**	AUTOCODE TORREJON	ESCUDERIA CENTRO	SAXO	SAXO	**176.1**	84	175.6	96	175.0	75	173.6	15	173.3	60	174.7
28	**15**	BOYACA SAXO	VSR MOTORSPORT	SAXO	SAXO	**175.0**	64	175.0	65	174.1	40	173.3	50	173.3	51	174.1
29	**25**	AMAZON SPORT	AECD	V. GOLF	2	**173.9**	65	173.6	56	172.5	40	171.7	48	171.4	39	172.6

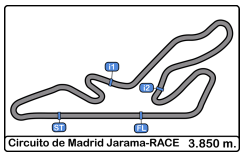

Circuito de Madrid Jarama - RACE

XI UV Endurance RACE Jarama

Carrera 8 horas resistencia

Secuencia Vueltas Rápidas 4 Horas

Vta	Hora Día	T Sesion	Nº	Equipo	Concursante	Vehiculo	Cat	TIempo	Km/h
2	13:10:08.032	4:01.032	**2**	BOYACA SPORT TEAM	VSR MOTORSPORT	BMW 325	3	**1:58.129**	117.3
2	13:10:16.491	4:09.491	**19**	FERNANDO NAVARRETE	ULTIMA VUELTA	BMW 325I	3	**1:56.457**	119.0
3	13:12:12.416	6:05.416	**19**	FERNANDO NAVARRETE	ULTIMA VUELTA	BMW 325I	3	**1:55.925**	119.5
4	13:14:07.561	8:00.561	**19**	FERNANDO NAVARRETE	ULTIMA VUELTA	BMW 325I	3	**1:55.145**	120.3

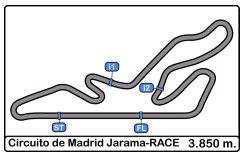

Circuito de Madrid Jarama - RACE

XI UV Endurance RACE Jarama

Carrera 8 horas resistencia

Mejor Máxima Velocidad del Evento 4 Horas

Cls	Nº	Equipo	Concursante	Vehiculo	Cat	Km/h	Sesión
1	**19**	FERNANDO NAVARRETE	ULTIMA VUELTA	BMW 325I	3	**203.0**	Carrera 8 horas resistencia
2	**4**	M&M RACING TEAM	ESCUDERIA CENTRO	BMW 325	3	**203.0**	Carrera 8 horas resistencia
3	**7**	JDM MOTOR 2	ULTIMA VUELTA	BMW E36	3	**201.8**	Carrera 8 horas resistencia
4	**2**	BOYACA SPORT TEAM	VSR MOTORSPORT	BMW 325	3	**201.4**	Entrenamiento cronometrado
5	**9**	PUNTAL PRODUCTIONS	MADRID HISTORICOS	BMW 325I	3	**199.2**	Carrera 8 horas resistencia
6	**17**	EMAN EGURRE	EMAN EGURRE	BMW 325I	3	**197.8**	Carrera 8 horas resistencia
7	**12**	4 TEAM	JORGE RAMIREZ FERNANDEZ	BMW 318	2	**197.0**	Carrera 8 horas resistencia
8	**79**	DE AUGUSTO CARRERAS	C.D. QUINTANO SPORT	BMW 325I	3	**197.0**	Carrera 8 horas resistencia
9	**6**	GLOBAL CAR ADVISOR	ULTIMA VUELTA	BMW 325	3	**197.0**	Carrera 8 horas resistencia
10	**13**	ASAP RACING	ANDRES SANCHEZ PEREZ	HONDA CIVIC	1	**196.3**	Entrenamiento cronometrado
11	**1**	RRO RACING	VSR MOTORSPORT	BMW 325	3	**196.3**	Carrera 8 horas resistencia
12	**5**	NO BRAIN TEAM	ULTIMA VUELTA	BMW 325	3	**193.5**	Carrera 8 horas resistencia
13	**8**	JDM MOTOR 1	ULTIMA VUELTA	BMW 325	3	**193.2**	Entrenamiento Libre
14	**24**	M BOSS RACING	ESCUDERIA 1000 LAGOS	V. GOLF	2	**192.8**	Entrenamiento cronometrado
15	**11**	RR2 MOTORSPORT	ESCUDERIA MEDITERRANEO DE ALICANTE	V. GOLF	2	**191.1**	Carrera 8 horas resistencia
16	**22**	TECSPORT - OLIMPIA	ULTIMA VUELTA	V. GOLF	2	**190.8**	Carrera 8 horas resistencia
17	**21**	DHR	ULTIMA VUELTA	NISSAN SUNY	2	**187.8**	Carrera 8 horas resistencia
18	**43**	IMARTI MOTORSPORT	ESCUDERIA CERRO NEGRO	HONDA CIVIC	1	**186.5**	Carrera 8 horas resistencia
19	**10**	PRIMERA TEAM	EFICAR TEAM	NISSAN PRIMERA	2	**183.9**	Entrenamiento cronometrado
20	**18**	PURA PASION	VICENTE GABRIEL VALLES	AUDI TT	3	**182.7**	Carrera 8 horas resistencia
21	**20**	EFICAR TEAM SAXO	EFICAR TEAM	SAXO	SAXO	**181.2**	Carrera 8 horas resistencia
22	**14**	E-PERFORMANCE	ULTIMA VUELTA	HONDA CIVIC	1	**179.7**	Carrera 8 horas resistencia
23	**16**	SAAB ENDURANCE RACING SOCIETY	ESCUDERIA 1000 LAGOS	SAAB 900I	2	**179.4**	Carrera 8 horas resistencia
24	**3**	COIMBRA SAYAGO	ULTIMA VUELTA	SAXO	SAXO	**177.6**	Carrera 8 horas resistencia
25	**93**	GPLOIL-CKC	ATKMOTORSPORT MADRID	SUZUKI SWIFT	1	**176.4**	Carrera 8 horas resistencia
26	**23**	RIGA SAXO	RASANTE SPORT	SAXO	SAXO	**176.1**	Carrera 8 horas resistencia
27	**51**	AUTOCODE TORREJON	ESCUDERIA CENTRO	SAXO	SAXO	**176.1**	Carrera 8 horas resistencia
28	**15**	BOYACA SAXO	VSR MOTORSPORT	SAXO	SAXO	**175.0**	Carrera 8 horas resistencia
29	**25**	AMAZON SPORT	AECD	V. GOLF	2	**173.9**	Carrera 8 horas resistencia

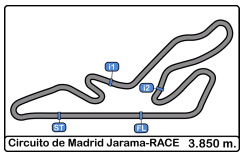

Circuito de Madrid Jarama - RACE

XI UV Endurance RACE Jarama

Carrera 8 horas resistencia

Cuentavueltas 4 Horas

VTA

Nr	Pos	Grid	1	2	3	4	5	6	7	8	9	10	11	12	13	14	15	16	17	18	19	20	21	22	23	24	25	26	27	28	29	30
2	**1**	2	1	1	1	1	1	1	1	1	1	1	1	1	1	1	1	1	1	1	1	1	1	1	1	1	1	1	1	1	1	1
7	**2**	7	18	9	9	9	9	9	9	9	9	9	9	9	9	9	9	9	9	9	9	9	9	9	13	13	13	13	13	13	4	4
1	**3**	1	43	18	13	13	13	13	13	13	13	13	13	13	13	13	13	13	13	13	13	13	13	13	4	4	4	4	4	4	13	13
4	**4**	4	9	43	18	18	18	18	4	4	4	4	4	4	4	4	4	4	4	4	4	4	4	4	2	2	2	2	2	2	2	2
13	**5**	13	23	13	43	43	43	43	43	43	79	79	79	79	79	79	79	2	2	7	7	2	2	2	79	79	79	79	21	21	21	21
8	**6**	8	13	23	23	23	23	4	79	79	43	43	7	7	2	2	2	79	7	2	2	79	79	79	43	43	43	21	93	6	6	
12	**7**	12	93	93	93	93	93	93	93	93	7	7	43	2	7	7	7	7	79	79	79	43	43	43	21	21	21	93	6	20	20	
24	**8**	24	51	51	51	51	4	23	23	23	2	2	2	43	43	43	43	43	43	43	43	93	93	51	9	93	93	20	20	15	15	
22	**9**	22	8	20	4	4	51	79	51	51	93	93	93	93	5	11	11	11	93	93	93	51	51	93	93	20	20	6	79	14	8	
43	**10**	43	20	3	20	79	79	51	7	7	23	23	51	51	93	93	93	93	51	51	51	23	23	21	23	6	6	14	15	8		
11	**11**	11	3	14	79	20	20	20	2	2	51	51	23	23	51	51	51	51	23	23	23	21	21	23	20	14	14	15	14	93		
10	**12**	10	14	4	3	3	14	7	20	20	11	11	11	5	11	23	23	23	21	21	21	20	20	20	14	15	15	43	8	7		
17	**13**	17	79	79	14	14	7	2	14	11	20	20	5	11	23	20	20	20	20	20	20	14	14	14	6	23	8	8	7	9		
21	**14**	21	4	11	11	7	2	14	11	14	14	5	20	20	20	21	21	21	14	14	14	7	15	15	15	8	9	7	9			
14	**15**	14	11	22	7	2	11	11	5	5	5	14	14	14	14	14	14	14	15	15	15	15	6	6	8	25	7	9	25			
18	**16**	18	6	7	2	11	22	5	21	21	21	21	21	21	21	19	15	15	17	17	6	6	8	8	51	9	25	25	18			
20	**17**	20	22	2	22	22	5	21	15	15	15	15	15	19	19	15	17	17	6	6	17	8	25	25	25	7	18	18	19			
93	**18**	93	7	6	21	5	21	15	10	10	19	19	19	15	15	10	6	6	11	8	8	25	7	7	7	18	22	22	22			
79	**19**	79	2	25	5	21	15	10	19	19	10	10	10	10	10	17	25	8	8	25	25	18	18	18	18	22	19	19	11			
23	**20**	23	25	21	15	15	10	17	17	17	17	17	17	17	17	6	8	25	25	18	18	17	22	22	22	11	11	11	43			
3	**21**	3	15	15	25	25	17	19	25	25	25	25	6	6	6	5	19	18	18	22	22	22	11	11	11	19	23	23				
16	**22**	16	21	5	10	10	19	25	18	6	6	6	25	25	25	25	10	22	22	11	11	11	19	19	19	17						
15	**23**	15	19	19	17	17	25	6	6	8	8	8	8	8	8	8	18	19	19	19	19	19	17	17	17	5						
51	**24**	51	5	17	19	19	6	22	8	18	18	18	18	18	18	18	22	3	3	3	3	3	3	5	5	51						
25	**25**	25	17	10	6	6	3	8	3	3	22	22	22	22	22	22	3	5	5	5	5	5	5	10	10							
6	**26**	6	10	8	8	8	8	3	22	22	3	3	3	3	3	3	5	10	10	10	10	10	10									
5	**27**	5	16	16	16	16	16	16	16	16	16	16	16	16	16	16	16	16	16	16	16	16										
9	**28**	9																														
19	**29**	19																														

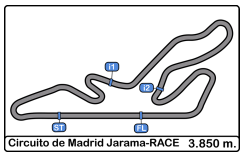

Circuito de Madrid Jarama - RACE
XI UV Endurance RACE Jarama
Carrera 8 horas resistencia
Cuentavueltas 4 Horas

VTA

Nr	Pos	31	32
2	**1**	1	1
7	**2**	13	13
1	**3**	4	4
4	**4**	2	
13	**5**		
8	**6**		
12	**7**		
24	**8**		
22	**9**		
43	**10**		
11	**11**		
10	**12**		
17	**13**		
21	**14**		
14	**15**		
18	**16**		
20	**17**		
93	**18**		
79	**19**		
23	**20**		
3	**21**		
16	**22**		
15	**23**		
51	**24**		
25	**25**		
6	**26**		
5	**27**		
9	**28**		
19	**29**		

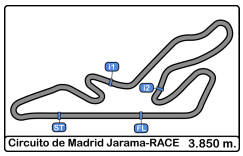

Circuito de Madrid Jarama - RACE

XI UV Endurance RACE Jarama

Carrera 8 horas resistencia

Cuentavueltas Gráfico 4 Horas

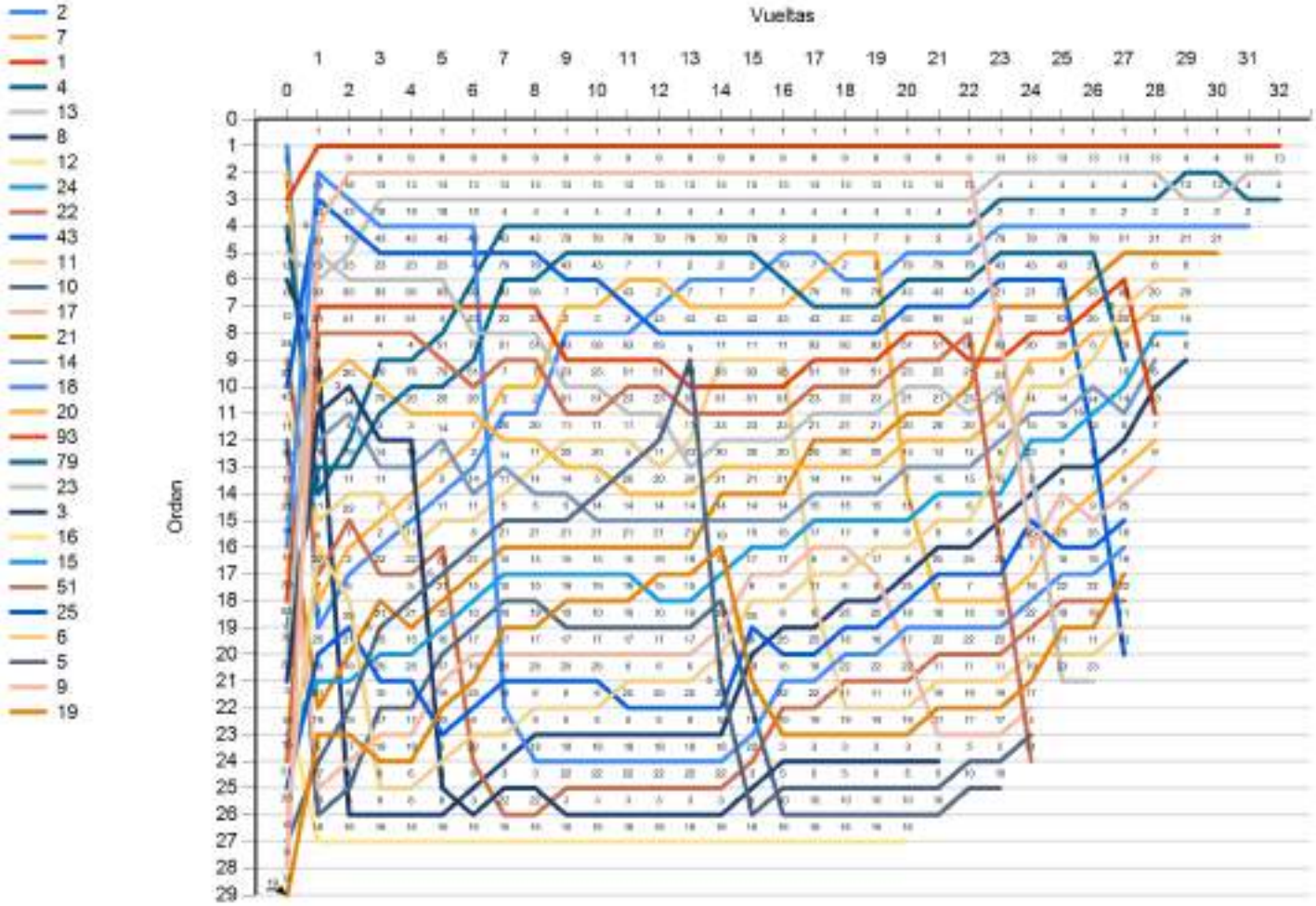

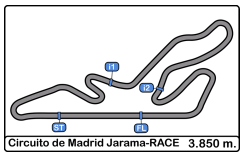

Circuito de Madrid Jarama - RACE

XI UV Endurance RACE Jarama

Carrera 8 horas resistencia

Tiempos Parada en Pit 4 Horas

Nº	Tiempo Día	Equipo	Concursante	Vehiculo	Cat	T. Entrada	Nº Parada	Tiempo Pit	Handicap	Diferencia
6	16:10:14.872	GLOBAL CAR ADVISOR	ULTIMA VUELTA	BMW 325	3	3:04:08.006	1	2:24.211		
3	16:16:02.251	COIMBRA SAYAGO	ULTIMA VUELTA	SAXO	SAXO	3:09:55.385	1	7:29.163		
22	16:18:35.484	TECSPORT - OLIMPIA	ULTIMA VUELTA	V. GOLF	2	3:12:28.618	1	7:19.572		
18	16:19:25.176	PURA PASION	VICENTE GABRIEL VALLES	AUDI TT	3	3:13:18.310	1	7:15.935		
5	16:34:44.049	NO BRAIN TEAM	ULTIMA VUELTA	BMW 325	3	3:28:37.183	1	13:03.504		
19	16:38:06.509	FERNANDO NAVARRETE	ULTIMA VUELTA	BMW 325I	3	3:31:59.643	1	7:03.813		
10	16:38:36.401	PRIMERA TEAM	EFICAR TEAM	NISSAN PRIMERA	2	3:32:29.535	1	12:18.195		
11	16:41:06.443	RR2 MOTORSPORT	ESCUDERIA MEDITERRANEO DE ALICANTE	V. GOLF	2	3:34:59.577	1	7:24.905		
7	16:45:53.177	JDM MOTOR 2	ULTIMA VUELTA	BMW E36	3	3:39:46.311	1	7:03.497		
17	16:49:46.185	EMAN EGURRE	EMAN EGURRE	BMW 325I	3	3:43:39.319	1	7:58.101		
9	16:51:11.318	PUNTAL PRODUCTIONS	MADRID HISTORICOS	BMW 325I	3	3:45:04.452	1	7:34.686		
51	16:54:13.986	AUTOCODE TORREJON	ESCUDERIA CENTRO	SAXO	SAXO	3:48:07.120	1	12:27.788		
23	16:56:27.092	RIGA SAXO	RASANTE SPORT	SAXO	SAXO	3:50:20.226	1	7:17.370		
43	17:00:13.132	IMARTI MOTORSPORT	ESCUDERIA CERRO NEGRO	HONDA CIVIC	1	3:54:06.266	1	7:06.462		
79	17:00:52.939	DE AUGUSTO CARRERAS	C.D. QUINTANO SPORT	BMW 325I	3	3:54:46.073	1	7:22.537		

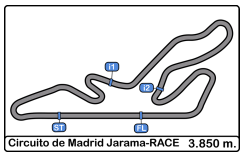

Circuito de Madrid Jarama - RACE
XI UV Endurance RACE Jarama
Carrera 8 horas resistencia
Informe Meteorológico 4 Horas

Temperatura Aire

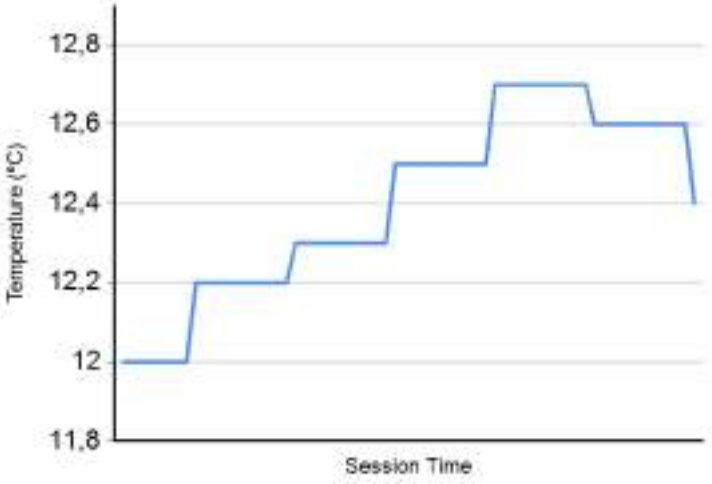

Temperatura Pista

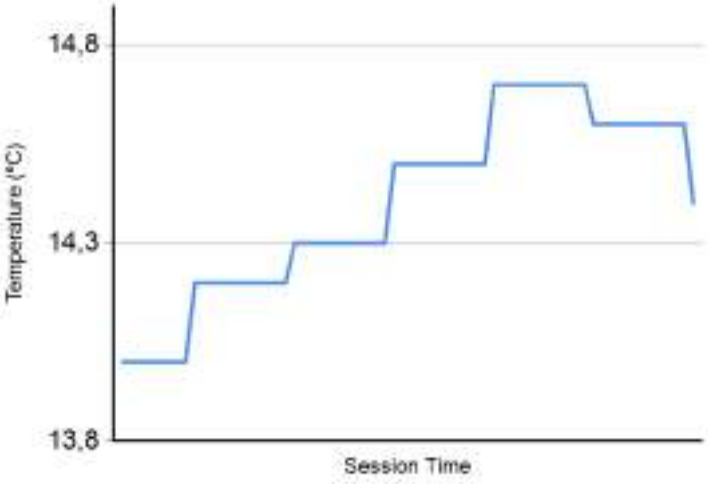

Humedad

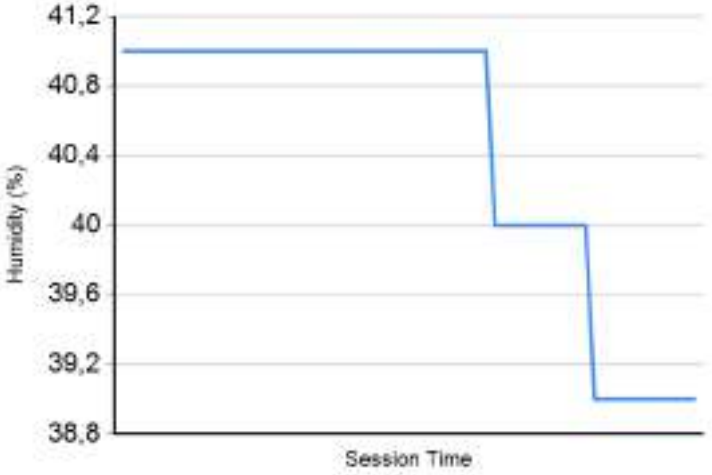

Presión

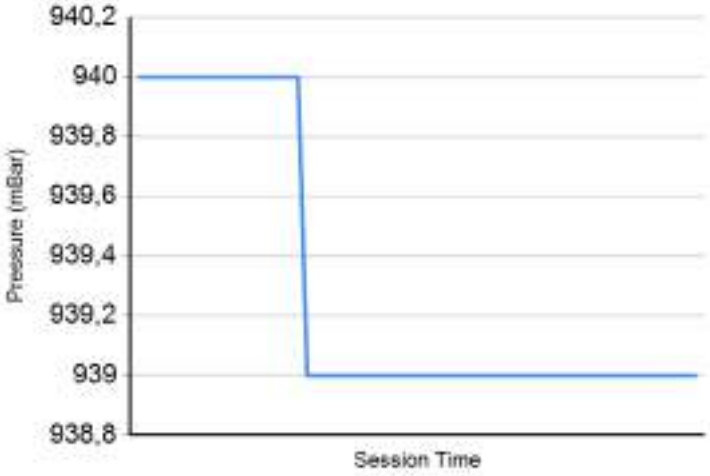

Velocidad Viento

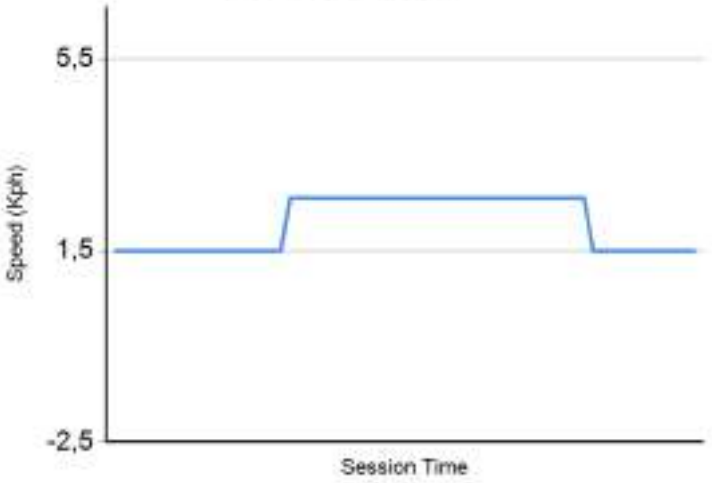

Dirección Viento

Norte = 0°/360° Este = 90° Sur = 180° Oeste= 270°

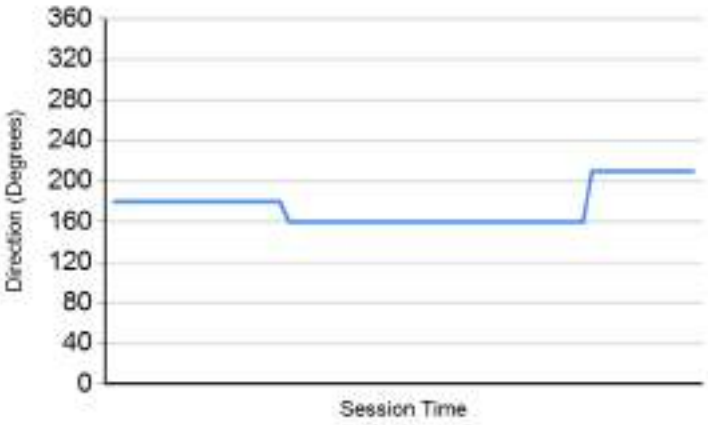

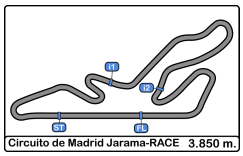

Circuito de Madrid Jarama - RACE

XI UV Endurance RACE Jarama

Carrera 8 horas resistencia

Resultados Provisionales 5 Horas

Cls	Nº	Equipo	Concursante	Vehiculo	Cat	Cl	N.V.	Tiempo	Dif 1º	Dif Ant.	Km/h	V.R.	Tiempo	Km/h
1	**1**	RRO RACING	VSR MOTORSPORT	BMW 325	3	1	139	**5:00:06.787**			106.9	124	1:56.642	118.8
2	**2**	BOYACA SPORT TEAM	VSR MOTORSPORT	BMW 325	3	2	138	**5:00:07.181**	1 Vta	1 Vta	106.2	132	1:56.494	118.9
3	**13**	ASAP RACING	ANDRES SANCHEZ PEREZ	HONDA CIVIC	1	1	137	**5:00:47.578**	2 Vtas	1 Vta	105.2	112	1:59.220	116.2
4	**4**	M&M RACING TEAM	ESCUDERIA CENTRO	BMW 325	3	3	136	**5:00:34.212**	3 Vtas	1 Vta	104.5	108	1:57.270	118.1
5	**21**	DHR	ULTIMA VUELTA	NISSAN SUNY	2	1	135	**5:01:59.135**	4 Vtas	1 Vta	103.2	3	2:02.151	113.4
6	**8**	JDM MOTOR 1	ULTIMA VUELTA	BMW 325	3	4	134	**5:00:10.630**	5 Vtas	1 Vta	103.1	18	1:57.815	117.6
7	**7**	JDM MOTOR 2	ULTIMA VUELTA	BMW E36	3	5	134	**5:00:27.026**	5 Vtas	16.396	103.0	41	1:56.940	118.5
8	**22**	TECSPORT - OLIMPIA	ULTIMA VUELTA	V. GOLF	2	2	133	**5:01:16.002**	6 Vtas	1 Vta	101.9	40	2:00.236	115.2
9	**19**	FERNANDO NAVARRETE	ULTIMA VUELTA	BMW 325I	3	6	133	**5:02:00.586**	6 Vtas	44.584	101.7	4	1:55.145	120.3
10	**20**	EFICAR TEAM SAXO	EFICAR TEAM	SAXO	SAXO	1	132	**5:00:12.383**	7 Vtas	1 Vta	101.5	38	2:04.455	111.3
11	**10**	PRIMERA TEAM	EFICAR TEAM	NISSAN PRIMERA	2	3	131	**5:01:15.765**	8 Vtas	1 Vta	100.4	6	2:02.371	113.2
12	**14**	E-PERFORMANCE	ULTIMA VUELTA	HONDA CIVIC	1	2	131	**5:01:58.853**	8 Vtas	43.088	100.2	6	2:04.964	110.9
13	**23**	RIGA SAXO	RASANTE SPORT	SAXO	SAXO	2	130	**5:00:08.394**	9 Vtas	1 Vta	100.0	13	2:07.519	108.6
14	**15**	BOYACA SAXO	VSR MOTORSPORT	SAXO	SAXO	3	129	**5:01:50.628**	10 Vtas	1 Vta	98.7	40	2:06.347	109.6
15	**6**	GLOBAL CAR ADVISOR	ULTIMA VUELTA	BMW 325	3	7	129	**5:01:58.947**	10 Vtas	8.319	98.6	118	1:56.354	119.1
16	**17**	EMAN EGURRE	EMAN EGURRE	BMW 325I	3	8	127	**5:01:46.600**	12 Vtas	2 Vtas	97.2	5	2:02.262	113.3
17	**93**	GPLOIL-CKC	ATKMOTORSPORT MADRID	SUZUKI SWIFT	1	3	126	**5:00:36.827**	13 Vtas	1 Vta	96.8	18	2:06.531	109.5
18	**51**	AUTOCODE TORREJON	ESCUDERIA CENTRO	SAXO	SAXO	4	125	**5:01:27.196**	14 Vtas	1 Vta	95.7	86	2:08.107	108.1
19	**79**	DE AUGUSTO CARRERAS	C.D. QUINTANO SPORT	BMW 325I	3	9	124	**4:59:38.067**	15 Vtas	1 Vta	95.5	89	2:00.806	114.7
20	**11**	RR2 MOTORSPORT	ESCUDERIA MEDITERRANEO DE ALICANTE	V. GOLF	2	4	122	**4:51:28.726**	17 Vtas	2 Vtas	96.6	117	2:01.247	114.3
21	**43**	IMARTI MOTORSPORT	ESCUDERIA CERRO NEGRO	HONDA CIVIC	1	4	119	**4:33:45.962**	20 Vtas	3 Vtas	100.4	37	2:02.865	112.8
22	**9**	PUNTAL PRODUCTIONS	MADRID HISTORICOS	BMW 325I	3	10	110	**5:01:48.518**	29 Vtas	9 Vtas	84.1	51	1:58.618	116.8
No clasificados: (Requerimiento: 75% del numero de vueltas del lider = 105 Vueltas)														
	18	PURA PASION	VICENTE GABRIEL VALLES	AUDI TT	3	11	104	**4:38:49.590**	35 Vtas	6 Vtas	86.1	88	2:02.956	112.7
	3	COIMBRA SAYAGO	ULTIMA VUELTA	SAXO	SAXO	5	97	**4:51:15.328**	42 Vtas	7 Vtas	76.9	28	2:05.649	110.3
	16	SAAB ENDURANCE RACING SOCIETY	ESCUDERIA 1000 LAGOS	SAAB 900I	2	5	95	**5:01:30.605**	44 Vtas	2 Vtas	72.7	15	2:06.172	109.8
	25	AMAZON SPORT	AECD	V. GOLF	2	6	91	**5:01:23.178**	48 Vtas	4 Vtas	69.7	71	2:13.631	103.7
	12	4 TEAM	JORGE RAMIREZ FERNANDEZ	BMW 318	2	7	63	**2:24:52.800**	76 Vtas	28 Vtas	100.4	20	1:58.633	116.8
	5	NO BRAIN TEAM	ULTIMA VUELTA	BMW 325	3	12	62	**5:01:16.742**	77 Vtas	1 Vta	47.5	19	1:58.038	117.4
	24	M BOSS RACING	ESCUDERIA 1000 LAGOS	V. GOLF	2	8	45	**1:37:27.231**	94 Vtas	17 Vtas	106.6	4	2:01.784	113.8

Vta. rápida de FERNANDO NAVARRETE en 1:55.145 a 120.3 Km/h en la vuelta 4

Publicada a las:.....

Temp. Pista: **11.5 °C** Temp. Aire: **9.5 °C** Humedad: **48 %** Estado Pista: **SECA**

Director de Carrera:

Fco. Javier SOLER

Cronometrador:

Jesús García Núñez

JOB-1604-ESP/M

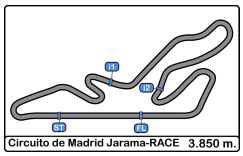

Circuito de Madrid Jarama - RACE

XI UV Endurance RACE Jarama

Carrera 8 horas resistencia

Resultados Provisionales por Categoría 5 Horas

Trofeo ÚLTIMA VUELTA Endurance JARAMA RACE 'Clase 1'

Cls	Nº	Equipo	Concursante	Vehiculo	Cat	Cl	N.V.	Tiempo	Dif 1º	Dif Ant.	Km/h	V.R.	Tiempo	Km/h
1	**13**	ASAP RACING	ANDRES SANCHEZ PEREZ	HONDA CIVIC	1	1	137	**5:00:47.5**			105.2	112	1:59.220	116.2
2	**14**	E-PERFORMANCE	ULTIMA VUELTA	HONDA CIVIC	1	2	131	**5:01:58.8**	6 Vtas	6 Vtas	100.2	6	2:04.964	110.9
3	**93**	GPLOIL-CKC	ATKMOTORSPORT MADRID	SUZUKI SWIFT	1	3	126	**5:00:36.8**	11 Vtas	5 Vtas	96.8	18	2:06.531	109.5
4	**43**	IMARTI MOTORSPORT	ESCUDERIA CERRO NEGRO	HONDA CIVIC	1	4	119	**4:33:45.9**	18 Vtas	7 Vtas	100.4	37	2:02.865	112.8

Trofeo ÚLTIMA VUELTA Endurance JARAMA RACE 'Clase 3'

Cls	Nº	Equipo	Concursante	Vehiculo	Cat	Cl	N.V.	Tiempo	Dif 1º	Dif Ant.	Km/h	V.R.	Tiempo	Km/h
1	**1**	RRO RACING	VSR MOTORSPORT	BMW 325	3	1	139	**5:00:06.7**			106.9	124	1:56.642	118.8
2	**2**	BOYACA SPORT TEAM	VSR MOTORSPORT	BMW 325	3	2	138	**5:00:07.1**	1 Vta	1 Vta	106.2	132	1:56.494	118.9
3	**4**	M&M RACING TEAM	ESCUDERIA CENTRO	BMW 325	3	3	136	**5:00:34.2**	3 Vtas	2 Vtas	104.5	108	1:57.270	118.1
4	**8**	JDM MOTOR 1	ULTIMA VUELTA	BMW 325	3	4	134	**5:00:10.6**	5 Vtas	2 Vtas	103.1	18	1:57.815	117.6
5	**7**	JDM MOTOR 2	ULTIMA VUELTA	BMW E36	3	5	134	**5:00:27.0**	5 Vtas	16.396	103.0	41	1:56.940	118.5
6	**19**	FERNANDO NAVARRETE	ULTIMA VUELTA	BMW 325I	3	6	133	**5:02:00.5**	6 Vtas	1 Vta	101.7	4	1:55.145	120.3
7	**6**	GLOBAL CAR ADVISOR	ULTIMA VUELTA	BMW 325	3	7	129	**5:01:58.9**	10 Vtas	4 Vtas	98.6	118	1:56.354	119.1
8	**17**	EMAN EGURRE	EMAN EGURRE	BMW 325I	3	8	127	**5:01:46.6**	12 Vtas	2 Vtas	97.2	5	2:02.262	113.3
9	**79**	DE AUGUSTO CARRERAS	C.D. QUINTANO SPORT	BMW 325I	3	9	124	**4:59:38.0**	15 Vtas	3 Vtas	95.5	89	2:00.806	114.7
10	**9**	PUNTAL PRODUCTIONS	MADRID HISTORICOS	BMW 325I	3	10	110	**5:01:48.5**	29 Vtas	14 Vtas	84.1	51	1:58.618	116.8
No clasificados: (Requerimiento: 75% del numero de vueltas del lider = 105 Vueltas)														
	18	PURA PASION	VICENTE GABRIEL VALLES	AUDI TT	3	11	104	**4:38:49.5**	35 Vtas	6 Vtas	86.1	88	2:02.956	112.7
	5	NO BRAIN TEAM	ULTIMA VUELTA	BMW 325	3	12	62	**5:01:16.7**	77 Vtas	42 Vtas	47.5	19	1:58.038	117.4

Trofeo ÚLTIMA VUELTA Endurance JARAMA RACE 'Clase 2'

Cls	Nº	Equipo	Concursante	Vehiculo	Cat	Cl	N.V.	Tiempo	Dif 1º	Dif Ant.	Km/h	V.R.	Tiempo	Km/h
1	**21**	DHR	ULTIMA VUELTA	NISSAN SUNY	2	1	135	**5:01:59.1**			103.2	3	2:02.151	113.4
2	**22**	TECSPORT - OLIMPIA	ULTIMA VUELTA	V. GOLF	2	2	133	**5:01:16.0**	2 Vtas	2 Vtas	101.9	40	2:00.236	115.2
3	**10**	PRIMERA TEAM	EFICAR TEAM	NISSAN PRIMERA	2	3	131	**5:01:15.7**	4 Vtas	2 Vtas	100.4	6	2:02.371	113.2
4	**11**	RR2 MOTORSPORT	ESCUDERIA MEDITERRANEO DE ALICANTE	V. GOLF	2	4	122	**4:51:28.7**	13 Vtas	9 Vtas	96.6	117	2:01.247	114.3
No clasificados: (Requerimiento: 75% del numero de vueltas del lider = 102 Vueltas)														
	16	SAAB ENDURANCE RACING SOCIETY	ESCUDERIA 1000 LAGOS	SAAB 900I	2	5	95	**5:01:30.6**	40 Vtas	27 Vtas	72.7	15	2:06.172	109.8
	25	AMAZON SPORT	AECD	V. GOLF	2	6	91	**5:01:23.1**	44 Vtas	4 Vtas	69.7	71	2:13.631	103.7
	12	4 TEAM	JORGE RAMIREZ FERNANDEZ	BMW 318	2	7	63	**2:24:52.8**	72 Vtas	28 Vtas	100.4	20	1:58.633	116.8
	24	M BOSS RACING	ESCUDERIA 1000 LAGOS	V. GOLF	2	8	45	**1:37:27.2**	90 Vtas	18 Vtas	106.6	4	2:01.784	113.8

Copa SAXO Endurance

Cls	Nº	Equipo	Concursante	Vehiculo	Cat	Cl	N.V.	Tiempo	Dif 1º	Dif Ant.	Km/h	V.R.	Tiempo	Km/h
1	**20**	EFICAR TEAM SAXO	EFICAR TEAM	SAXO	SAXO	1	132	**5:00:12.3**			101.5	38	2:04.455	111.3
2	**23**	RIGA SAXO	RASANTE SPORT	SAXO	SAXO	2	130	**5:00:08.3**	2 Vtas	2 Vtas	100.0	13	2:07.519	108.6
3	**15**	BOYACA SAXO	VSR MOTORSPORT	SAXO	SAXO	3	129	**5:01:50.6**	3 Vtas	1 Vta	98.7	40	2:06.347	109.6
4	**51**	AUTOCODE TORREJON	ESCUDERIA CENTRO	SAXO	SAXO	4	125	**5:01:27.1**	7 Vtas	4 Vtas	95.7	86	2:08.107	108.1
No clasificados: (Requerimiento: 75% del numero de vueltas del lider = 99 Vueltas)														
	3	COIMBRA SAYAGO	ULTIMA VUELTA	SAXO	SAXO	5	97	**4:51:15.3**	35 Vtas	28 Vtas	76.9	28	2:05.649	110.3

Vta. rápida de FERNANDO NAVARRETE en 1:55.145 a 120.3 Km/h en la vuelta 4

Publicada a las:.....

Temp. Pista: **11.5 °C** Temp. Aire: **9.5 °C** Humedad: **48 %** Estado Pista: **SECA**

Director de Carrera:

Fco. Javier SOLER

Cronometrador:

Jesús García Núñez

JOB-1604-ESP/M

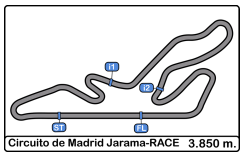

Circuito de Madrid Jarama - RACE

XI UV Endurance RACE Jarama

Carrera 8 horas resistencia

Clasificación Provisional por Vuelta Rápida de Piloto 5 Horas

Clas	Nº	Equipo	Concursante	Vehiculo	Cat	Clas	N.V.	V.R.	Tiempo	Dif 1º	Dif Ant.	Km/h
1	**6**	GLOBAL CAR ADVISOR	ULTIMA VUELTA	BMW 325	3	1	27	**16**	**1:56.354**			119.1
2	**2**	BOYACA SPORT TEAM	VSR MOTORSPORT	BMW 325	3	2	27	**21**	**1:56.494**	0.140	0.140	118.9
3	**1**	RRO RACING	VSR MOTORSPORT	BMW 325	3	3	27	**12**	**1:56.642**	0.288	0.148	118.8
4	**7**	JDM MOTOR 2	ULTIMA VUELTA	BMW E36	3	4	26	**17**	**1:57.058**	0.704	0.416	118.4
5	**19**	FERNANDO NAVARRETE	ULTIMA VUELTA	BMW 325I	3	5	27	**15**	**1:57.077**	0.723	0.019	118.3
6	**8**	JDM MOTOR 1	ULTIMA VUELTA	BMW 325	3	6	26	**14**	**1:58.916**	2.562	1.839	116.5
7	**13**	ASAP RACING	ANDRES SANCHEZ PEREZ	HONDA CIVIC	1	1	25	**3**	**1:59.261**	2.907	0.345	116.2
8	**5**	NO BRAIN TEAM	ULTIMA VUELTA	BMW 325	3	7	25	**8**	**1:59.282**	2.928	0.021	116.1
9	**4**	M&M RACING TEAM	ESCUDERIA CENTRO	BMW 325	3	8	25	**2**	**1:59.586**	3.232	0.304	115.8
10	**9**	PUNTAL PRODUCTIONS	MADRID HISTORICOS	BMW 325I	3	9	30	**17**	**2:00.620**	4.266	1.034	114.9
11	**11**	RR2 MOTORSPORT	ESCUDERIA MEDITERRANEO DE ALICANTE	V. GOLF	2	1	23	**18**	**2:01.247**	4.893	0.627	114.3
12	**22**	TECSPORT - OLIMPIA	ULTIMA VUELTA	V. GOLF	2	2	26	**25**	**2:01.665**	5.311	0.418	113.9
13	**79**	DE AUGUSTO CARRERAS	C.D. QUINTANO SPORT	BMW 325I	3	10	28	**16**	**2:01.991**	5.637	0.326	113.6
14	**21**	DHR	ULTIMA VUELTA	NISSAN SUNY	2	3	26	**21**	**2:02.542**	6.188	0.551	113.1
15	**18**	PURA PASION	VICENTE GABRIEL VALLES	AUDI TT	3	11	15	**4**	**2:03.589**	7.235	1.047	112.1
16	**10**	PRIMERA TEAM	EFICAR TEAM	NISSAN PRIMERA	2	4	29	**23**	**2:04.104**	7.750	0.515	111.6
17	**43**	IMARTI MOTORSPORT	ESCUDERIA CERRO NEGRO	HONDA CIVIC	1	2	15	**8**	**2:04.980**	8.626	0.876	110.8
18	**14**	E-PERFORMANCE	ULTIMA VUELTA	HONDA CIVIC	1	3	25	**7**	**2:05.385**	9.031	0.405	110.5
19	**17**	EMAN EGURRE	EMAN EGURRE	BMW 325I	3	12	27	**23**	**2:07.281**	10.927	1.896	108.8
20	**93**	GPLOIL-CKC	ATKMOTORSPORT MADRID	SUZUKI SWIFT	1	4	25	**6**	**2:07.374**	11.020	0.093	108.8
21	**20**	EFICAR TEAM SAXO	EFICAR TEAM	SAXO	SAXO	1	24	**13**	**2:07.427**	11.073	0.053	108.7
22	**23**	RIGA SAXO	RASANTE SPORT	SAXO	SAXO	2	28	**15**	**2:07.639**	11.285	0.212	108.5
23	**15**	BOYACA SAXO	VSR MOTORSPORT	SAXO	SAXO	3	25	**2**	**2:07.797**	11.443	0.158	108.4
24	**16**	SAAB ENDURANCE RACING SOCIETY	ESCUDERIA 1000 LAGOS	SAAB 900I	2	5	21	**7**	**2:07.841**	11.487	0.044	108.4
25	**51**	AUTOCODE TORREJON	ESCUDERIA CENTRO	SAXO	SAXO	4	28	**11**	**2:08.989**	12.635	1.148	107.4
26	**25**	AMAZON SPORT	AECD	V. GOLF	2	6	22	**2**	**2:13.631**	17.277	4.642	103.7
27	**3**	COIMBRA SAYAGO	ULTIMA VUELTA	SAXO	SAXO	5	1	**1**	**4:51:15.328**	4:49:18.9	4:49:01.6	00.7

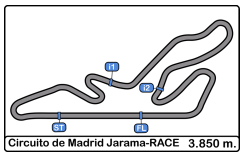

Circuito de Madrid Jarama - RACE

XI UV Endurance RACE Jarama

Carrera 8 horas resistencia

Distancia y Velocidad Media 5 Horas

Clas	Nº	Equipo	Concursante	Vehiculo	Cat	Clas	N.V.	Distancia	Tiempo Total	Km/h
1	**1**	RRO RACING	VSR MOTORSPORT	BMW 325	3	1	139	**535.15**	**5:00:06.787**	106.9
2	**2**	BOYACA SPORT TEAM	VSR MOTORSPORT	BMW 325	3	2	138	**531.30**	**5:00:07.181**	106.2
3	**13**	ASAP RACING	ANDRES SANCHEZ PEREZ	HONDA CIVIC	1	1	137	**527.45**	**5:00:47.578**	105.2
4	**4**	M&M RACING TEAM	ESCUDERIA CENTRO	BMW 325	3	3	136	**523.60**	**5:00:34.212**	104.5
5	**21**	DHR	ULTIMA VUELTA	NISSAN SUNY	2	1	135	**519.75**	**5:01:59.135**	103.2
6	**8**	JDM MOTOR 1	ULTIMA VUELTA	BMW 325	3	4	134	**515.90**	**5:00:10.630**	103.1
7	**7**	JDM MOTOR 2	ULTIMA VUELTA	BMW E36	3	5	134	**515.90**	**5:00:27.026**	103.0
8	**22**	TECSPORT - OLIMPIA	ULTIMA VUELTA	V. GOLF	2	2	133	**512.05**	**5:01:16.002**	101.9
9	**19**	FERNANDO NAVARRETE	ULTIMA VUELTA	BMW 325I	3	6	133	**512.05**	**5:02:00.586**	101.7
10	**20**	EFICAR TEAM SAXO	EFICAR TEAM	SAXO	SAXO	1	132	**508.20**	**5:00:12.383**	101.5
11	**10**	PRIMERA TEAM	EFICAR TEAM	NISSAN PRIMERA	2	3	131	**504.35**	**5:01:15.765**	100.4
12	**14**	E-PERFORMANCE	ULTIMA VUELTA	HONDA CIVIC	1	2	131	**504.35**	**5:01:58.853**	100.2
13	**23**	RIGA SAXO	RASANTE SPORT	SAXO	SAXO	2	130	**500.50**	**5:00:08.394**	100.0
14	**15**	BOYACA SAXO	VSR MOTORSPORT	SAXO	SAXO	3	129	**496.65**	**5:01:50.628**	98.7
15	**6**	GLOBAL CAR ADVISOR	ULTIMA VUELTA	BMW 325	3	7	129	**496.65**	**5:01:58.947**	98.6
16	**17**	EMAN EGURRE	EMAN EGURRE	BMW 325I	3	8	127	**488.95**	**5:01:46.600**	97.2
17	**93**	GPLOIL-CKC	ATKMOTORSPORT MADRID	SUZUKI SWIFT	1	3	126	**485.10**	**5:00:36.827**	96.8
18	**51**	AUTOCODE TORREJON	ESCUDERIA CENTRO	SAXO	SAXO	4	125	**481.25**	**5:01:27.196**	95.7
19	**79**	DE AUGUSTO CARRERAS	C.D. QUINTANO SPORT	BMW 325I	3	9	124	**477.40**	**4:59:38.067**	95.5
20	**11**	RR2 MOTORSPORT	ESCUDERIA MEDITERRANEO DE ALICANTE	V. GOLF	2	4	122	**469.70**	**4:51:28.726**	96.6
21	**43**	IMARTI MOTORSPORT	ESCUDERIA CERRO NEGRO	HONDA CIVIC	1	4	119	**458.15**	**4:33:45.962**	100.4
22	**9**	PUNTAL PRODUCTIONS	MADRID HISTORICOS	BMW 325I	3	10	110	**423.50**	**5:01:48.518**	84.1
No clasificados: (Requerimiento: 75% del numero de vueltas del lider = 105 Vueltas)										
	18	PURA PASION	VICENTE GABRIEL VALLES	AUDI TT	3	11	104	**400.40**	**4:38:49.590**	86.1
	3	COIMBRA SAYAGO	ULTIMA VUELTA	SAXO	SAXO	5	97	**373.45**	**4:51:15.328**	76.9
	16	SAAB ENDURANCE RACING SOCIETY	ESCUDERIA 1000 LAGOS	SAAB 900I	2	5	95	**365.75**	**5:01:30.605**	72.7
	25	AMAZON SPORT	AECD	V. GOLF	2	6	91	**350.35**	**5:01:23.178**	69.7
	12	4 TEAM	JORGE RAMIREZ FERNANDEZ	BMW 318	2	7	63	**242.55**	**2:24:52.800**	100.4
	5	NO BRAIN TEAM	ULTIMA VUELTA	BMW 325	3	12	62	**238.70**	**5:01:16.742**	47.5
	24	M BOSS RACING	ESCUDERIA 1000 LAGOS	V. GOLF	2	8	45	**173.25**	**1:37:27.231**	106.6

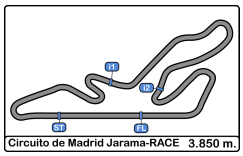

Circuito de Madrid Jarama - RACE
XI UV Endurance RACE Jarama
Carrera 8 horas resistencia
Tiempos Por Vuelta 5 Horas

1 RRO RACING BMW 325

3 VSR MOTORSPORT

Vta.	D	Tiempo		Sector 1	Sector 2	Sector 3	V. Max.	Elapsed
1	1	4:01:38.650				4:01:38.650		4:01:38.650
2	1	1:58.799		45.337	40.260	33.202	193.2	4:03:37.449
3	1	1:59.310		45.644	40.097	33.569	189.4	4:05:36.759
4	1	1:58.817		45.475	39.912	33.430	187.8	4:07:35.576
5	1	1:58.276		45.758	39.734	32.784	193.5	4:09:33.852
6	1	1:57.461		45.174	39.367	32.920	193.8	4:11:31.313
7	1	1:58.209		45.076	39.943	33.190	194.9	4:13:29.522
8	1	5:20.832	P	45.966	40.444	3:54.422	188.1	4:18:50.354
9	1	5:47.278		4:33.647	39.795	33.836	87.8	4:24:37.632
10	1	1:58.527		44.955	40.467	33.105	192.8	4:26:36.159
11	1	1:56.847		45.080	38.872	32.895	193.2	4:28:33.006
12	1	1:56.642		45.004	38.919	32.719	194.2	4:30:29.648
13	1	1:57.259		45.191	39.104	32.964	193.5	4:32:26.907
14	1	1:56.682		44.592	39.173	32.917	193.5	4:34:23.589
15	1	1:58.713		44.805	40.467	33.441	194.9	4:36:22.302
16	1	1:59.934		45.758	40.209	33.967	194.5	4:38:22.236
17	1	1:57.986		45.982	39.387	32.617	183.6	4:40:20.222
18	1	1:58.533		44.981	39.749	33.803	193.2	4:42:18.755
19	1	1:57.856		45.804	39.250	32.802	193.2	4:44:16.611
20	1	1:56.924		44.919	39.292	32.713	195.6	4:46:13.535
21	1	1:57.731		45.154	39.397	33.180	194.2	4:48:11.266
22	1	1:57.345		45.235	38.986	33.124	193.5	4:50:08.611
23	1	1:57.351		45.326	39.078	32.947	194.9	4:52:05.962
24	1	1:59.547		45.252	40.806	33.489	194.5	4:54:05.509
25	1	1:59.818		45.301	40.766	33.751	191.8	4:56:05.327
26	1	1:58.492		45.602	39.709	33.181	187.8	4:58:03.819
27	1	2:02.968		44.815	44.638	33.515	195.2	5:00:06.787
28	1			45.662	39.517		189.1	

2 BOYACA SPORT TEAM BMW 325

3 VSR MOTORSPORT

Vta.	D	Tiempo		Sector 1	Sector 2	Sector 3	V. Max.	Elapsed
1	1	4:01:38.932				4:01:38.932		4:01:38.932
2	1	1:59.344		45.609	40.117	33.618	177.0	4:03:38.276
3	1	1:58.711		45.496	39.757	33.458	172.8	4:05:36.987
4	1	1:58.919		46.012	39.771	33.136	169.8	4:07:35.906
5	1	1:58.490		45.973	39.696	32.821	172.5	4:09:34.396
6	1	1:57.550		45.243	39.613	32.694	178.2	4:11:31.946
7	1	1:57.887		45.268	39.659	32.960	177.3	4:13:29.833
8	1	2:01.043		46.229	40.150	34.664	178.5	4:15:30.876
9	1	1:58.827		45.926	39.798	33.103	169.8	4:17:29.703
10	1	1:59.094		46.051	39.992	33.051	166.9	4:19:28.797
11	1	1:58.876		45.351	40.132	33.393	173.6	4:21:27.673
12	1	1:59.385		45.969	40.063	33.353	164.6	4:23:27.058
13	1	1:59.382		45.636	40.443	33.303	180.3	4:25:26.440
14	1	2:00.332		46.479	40.655	33.198	162.6	4:27:26.772
15	1	1:59.412		45.940	40.114	33.358	161.6	4:29:26.184
16	1	1:59.136		46.128	39.832	33.176	162.4	4:31:25.320
17	1	4:44.542	P	46.224	40.044	3:18.274	175.6	4:36:09.862
18	1	6:15.794		5:03.617	39.402	32.775	95.4	4:42:25.656
19	1	2:00.033		45.197	41.436	33.400	180.6	4:44:25.689
20	1	1:56.809		45.262	38.852	32.695	177.6	4:46:22.498
21	1	1:56.494		44.508	39.345	32.641	193.8	4:48:18.992
22	1	1:56.568		44.682	39.125	32.761	183.0	4:50:15.560
23	1	1:56.889		44.750	39.219	32.920	183.9	4:52:12.449
24	1	1:59.170		45.298	40.224	33.648	181.2	4:54:11.619
25	1	1:59.048		45.721	40.126	33.201	180.0	4:56:10.667
26	1	1:57.587		45.017	39.547	33.023	185.2	4:58:08.254
27	1	1:58.927		45.319	40.146	33.462	191.4	5:00:07.181
28	1			45.807	39.708		183.9	

3 COIMBRA SAYAGO SAXO

SAXO ULTIMA VUELTA

Vta.	D	Tiempo	Sector 1	Sector 2	Sector 3	V. Max.	Elapsed
1	1	4:51:15.328	4:49:51.605	46.329	37.394	73.6	4:51:15.328
2	1		49.279			169.0	

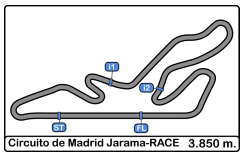

Circuito de Madrid Jarama - RACE

XI UV Endurance RACE Jarama

Carrera 8 horas resistencia

Tiempos Por Vuelta 5 Horas

4 M&M RACING TEAM BMW 325

3 ESCUDERIA CENTRO

Vta.	D	Tiempo		Sector 1	Sector 2	Sector 3	V. Max.	Elapsed
1	1	4:02:57.524		4:01:45.262	39.362	32.900		4:02:57.524
2	1	1:59.586		46.361	39.561	33.664	180.9	4:04:57.110
3	1	5:39.887	P	47.291	39.982	4:12.614	182.7	4:10:36.997
4	1	7:28.368		6:12.646	41.395	34.327	96.8	4:18:05.365
5	1	2:02.230		47.193	40.681	34.356	170.0	4:20:07.595
6	1	2:01.476		46.505	41.251	33.720	174.4	4:22:09.071
7	1	2:01.093		46.478	41.122	33.493	173.3	4:24:10.164
8	1	2:02.207		46.445	40.726	35.036	180.9	4:26:12.371
9	1	2:01.162		46.440	40.732	33.990	177.6	4:28:13.533
10	1	2:01.391		46.156	41.185	34.050	179.7	4:30:14.924
11	1	2:00.919		46.699	40.324	33.896	188.1	4:32:15.843
12	1	2:01.785		47.363	40.520	33.902	175.0	4:34:17.628
13	1	2:01.867		46.416	41.312	34.139	177.3	4:36:19.495
14	1	2:02.471		47.008	41.432	34.031	169.8	4:38:21.966
15	1	2:00.607		46.962	40.320	33.325	183.6	4:40:22.573
16	1	1:59.851		45.883	40.152	33.816	179.7	4:42:22.424
17	1	2:02.846		47.769	41.455	33.622	171.7	4:44:25.270
18	1	2:01.681		46.647	41.618	33.416	178.5	4:46:26.951
19	1	2:00.296		45.932	40.723	33.641	182.4	4:48:27.247
20	1	2:00.163		46.198	40.498	33.467	175.8	4:50:27.410
21	1	2:01.500		46.692	40.825	33.983	169.0	4:52:28.910
22	1	2:02.229		46.538	41.777	33.914	174.7	4:54:31.139
23	1	2:01.619		46.149	41.585	33.885	179.1	4:56:32.758
24	1	2:00.232		46.153	40.403	33.676	179.1	4:58:32.990
25	1	2:01.222		46.450	40.688	34.084	176.1	5:00:34.212
26	1			46.446	40.411		175.6	

5 NO BRAIN TEAM BMW 325

3 ULTIMA VUELTA

Vta.	D	Tiempo		Sector 1	Sector 2	Sector 3	V. Max.	Elapsed
1	1	4:01:58.022				4:01:58.022		4:01:58.022
2	1	1:59.654		46.127	39.856	33.671	186.2	4:03:57.676
3	1	1:59.470		46.018	39.745	33.707	188.8	4:05:57.146
4	1	2:01.897		46.825	41.039	34.033	189.8	4:07:59.043
5	1	1:59.521		46.089	39.814	33.618	189.1	4:09:58.564
6	1	1:59.705		46.188	39.903	33.614	186.2	4:11:58.269
7	1	2:00.204		46.348	40.292	33.564	185.2	4:13:58.473
8	1	1:59.282		46.024	39.699	33.559	188.4	4:15:57.755
9	1	2:00.463		46.084	40.198	34.181	188.8	4:17:58.218
10	1	2:17.556	P	47.971	42.300	47.285	165.8	4:20:15.774
11	1	4:49.178		3:34.402	40.877	33.899	88.5	4:25:04.952
12	1	2:01.313		47.136	40.272	33.905	173.6	4:27:06.265
13	1	2:04.581		46.699	41.920	35.962	184.3	4:29:10.846
14	1	2:02.375		47.603	40.488	34.284	172.8	4:31:13.221
15	1	2:00.620		46.843	39.993	33.784	181.5	4:33:13.841
16	1	4:30.311	P	46.257	42.727	3:01.327	186.5	4:37:44.152
17	1	6:51.685		5:33.384	42.421	35.880	66.1	4:44:35.837
18	1	2:05.036		48.177	42.120	34.739	180.9	4:46:40.873
19	1	2:05.036		47.895	42.139	35.002	180.9	4:48:45.909
20	1	2:05.110		48.186	41.474	35.450	183.3	4:50:51.019
21	1	2:07.269		48.271	42.428	36.570	190.1	4:52:58.288
22	1	2:04.401		48.319	41.077	35.005	177.3	4:55:02.689
23	1	2:04.452		47.583	41.491	35.378	190.4	4:57:07.141
24	1	2:04.111		48.251	41.631	34.229	188.1	4:59:11.252
25	1	2:05.490		47.255	42.864	35.371	186.8	5:01:16.742

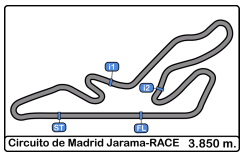

Circuito de Madrid Jarama - RACE

XI UV Endurance RACE Jarama

Carrera 8 horas resistencia

Tiempos Por Vuelta 5 Horas

6 GLOBAL CAR ADVISOR BMW 325

3 ULTIMA VUELTA

Vta.	D	Tiempo		Sector 1	Sector 2	Sector 3	V. Max.	Elapsed
1	1	4:05:38.263	P	4:02:14.171	41.919	2:42.173		4:05:38.263
2	1	7:07.070		5:53.866	39.849	33.355	94.8	4:12:45.333
3	1	1:59.200		46.322	39.934	32.944	180.0	4:14:44.533
4	1	1:57.700		45.683	39.137	32.880	183.9	4:16:42.233
5	1	2:08.909		54.747	40.756	33.406	190.1	4:18:51.142
6	1	1:58.231		45.894	39.552	32.785	174.4	4:20:49.373
7	1	1:57.467		45.306	39.347	32.814	188.4	4:22:46.840
8	1	1:58.380		45.625	38.964	33.791	191.1	4:24:45.220
9	1	1:57.657		45.887	38.947	32.823	181.5	4:26:42.877
10	1	1:57.880		45.825	39.523	32.532	183.9	4:28:40.757
11	1	1:56.892		45.313	38.848	32.731	193.5	4:30:37.649
12	1	1:58.056		45.440	39.229	33.387	189.8	4:32:35.705
13	1	1:57.112		45.211	38.836	33.065	193.5	4:34:32.817
14	1	1:56.898		45.123	38.818	32.957	193.8	4:36:29.715
15	1	1:58.048		45.241	39.980	32.827	188.1	4:38:27.763
16	1	1:56.354		44.849	38.679	32.826	192.1	4:40:24.117
17	1	1:58.394		45.458	39.450	33.486	188.4	4:42:22.511
18	1	1:58.126		45.581	39.336	33.209	180.0	4:44:20.637
19	1	1:57.790		45.233	39.474	33.083	190.1	4:46:18.427
20	1	1:56.551		45.203	38.742	32.606	191.8	4:48:14.978
21	1	1:57.507		45.463	38.989	33.055	186.5	4:50:12.485
22	1	1:57.396		45.210	39.224	32.962	192.8	4:52:09.881
23	1	1:58.697		45.096	40.263	33.338	188.8	4:54:08.578
24	1	1:57.614		45.204	39.641	32.769	191.8	4:56:06.192
25	1	1:57.870		45.755	39.169	32.946	189.4	4:58:04.062
26	1	1:56.698		45.054	39.016	32.628	194.2	5:00:00.760
27	1	1:58.187		45.439	39.405	33.343	189.1	5:01:58.947

7 JDM MOTOR 2 BMW E36

3 ULTIMA VUELTA

Vta.	D	Tiempo		Sector 1	Sector 2	Sector 3	V. Max.	Elapsed
1	1	4:02:44.587			4:02:11.297	33.290		4:02:44.587
2	1	1:57.918		45.148	39.693	33.077	195.2	4:04:42.505
3	1	1:58.806		45.778	39.843	33.185	184.9	4:06:41.311
4	1	1:59.947		45.322	41.146	33.479	193.2	4:08:41.258
5	1	1:59.053		45.766	39.656	33.631	191.1	4:10:40.311
6	1	1:59.130		45.628	39.977	33.525	192.5	4:12:39.441
7	1	1:59.337		45.571	40.015	33.751	190.8	4:14:38.778
8	1	1:58.502		45.534	39.790	33.178	191.4	4:16:37.280
9	1	1:57.752		45.160	39.499	33.093	194.9	4:18:35.032
10	1	1:58.730		45.339	39.846	33.545	188.1	4:20:33.762
11	1	1:59.648		45.529	40.305	33.814	187.5	4:22:33.410
12	1	1:58.038		45.273	39.620	33.145	188.8	4:24:31.448
13	1	1:58.895		45.446	39.897	33.552	198.1	4:26:30.343
14	1	1:58.962		45.769	39.784	33.409	187.5	4:28:29.305
15	1	1:58.398		45.337	39.671	33.390	191.8	4:30:27.703
16	1	1:58.251		45.755	39.436	33.060	183.6	4:32:25.954
17	1	1:57.058		44.795	39.208	33.055	192.8	4:34:23.012
18	1	1:58.524		45.104	40.217	33.203	197.8	4:36:21.536
19	1	2:15.923		1:00.750	40.347	34.826	197.0	4:38:37.459
20	1	2:00.315		46.402	40.299	33.614	171.9	4:40:37.774
21	1	4:58.532	P	45.439	40.353	3:32.740	190.1	4:45:36.306
22	1	6:50.643		5:33.733	42.169	34.741	79.8	4:52:26.949
23	1	2:00.264		46.067	39.957	34.240	188.1	4:54:27.213
24	1	1:59.632		46.165	39.913	33.554	193.8	4:56:26.845
25	1	1:59.438		45.957	39.583	33.898	187.8	4:58:26.283
26	1	2:00.743		46.357	40.600	33.786	196.3	5:00:27.026
27	1			46.101	39.665		191.1	

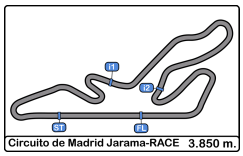

Circuito de Madrid Jarama - RACE

XI UV Endurance RACE Jarama

Carrera 8 horas resistencia

Tiempos Por Vuelta 5 Horas

8 JDM MOTOR 1 BMW 325

3 ULTIMA VUELTA

Vta.	D	Tiempo		Sector 1	Sector 2	Sector 3	V. Max.	Elapsed
1	1	4:02:50.521			4:02:16.668	33.853		4:02:50.521
2	1	5:21.737	P	47.222	41.838	3:52.677	189.1	4:08:12.258
3	1	6:01.282		4:46.538	40.390	34.354	99.1	4:14:13.540
4	1	2:01.309		46.849	40.559	33.901	172.2	4:16:14.849
5	1	2:00.901		46.279	40.472	34.150	175.3	4:18:15.750
6	1	2:00.848		46.359	40.750	33.739	173.9	4:20:16.598
7	1	2:00.414		46.106	40.238	34.070	178.8	4:22:17.012
8	1	1:59.757		46.143	39.845	33.769	183.6	4:24:16.769
9	1	1:58.928		45.618	39.657	33.653	181.8	4:26:15.697
10	1	1:59.036		45.860	39.511	33.665	181.8	4:28:14.733
11	1	2:00.606		45.823	40.682	34.101	183.6	4:30:15.339
12	1	2:00.586		46.753	40.279	33.554	181.5	4:32:15.925
13	1	1:59.597		46.457	39.581	33.559	182.1	4:34:15.522
14	1	1:58.916		45.285	39.957	33.674	188.8	4:36:14.438
15	1	1:59.289		45.976	39.726	33.587	181.2	4:38:13.727
16	1	1:59.403		45.364	39.957	34.082	189.1	4:40:13.130
17	1	1:59.983		45.696	40.028	34.259	188.1	4:42:13.113
18	1	1:59.254		45.848	39.829	33.577	190.8	4:44:12.367
19	1	1:59.465		46.128	39.733	33.604	182.4	4:46:11.832
20	1	1:59.307		45.832	39.788	33.687	186.8	4:48:11.139
21	1	1:59.947		46.588	40.010	33.349	169.8	4:50:11.086
22	1	1:59.837		45.478	39.683	34.676	185.2	4:52:10.923
23	1	2:00.058		45.563	40.951	33.544	188.1	4:54:10.981
24	1	2:00.885		45.910	41.515	33.460	182.7	4:56:11.866
25	1	1:58.953		45.677	39.808	33.468	180.6	4:58:10.819
26	1	1:59.811		45.725	40.079	34.007	184.3	5:00:10.630
27	1			45.961	39.851		186.8	

9 PUNTAL PRODUCTIONS BMW 325I

3 MADRID HISTORICOS

Vta.	D	Tiempo	Sector 1	Sector 2	Sector 3	V. Max.	Elapsed
1	1	4:02:55.637	4:01:39.178	40.746	35.713		4:02:55.637
2	1	2:01.244	46.644	40.543	34.057	175.3	4:04:56.881
3	1	2:02.578	46.630	41.472	34.476	184.3	4:06:59.459
4	1	2:01.275	46.191	40.691	34.393	184.6	4:09:00.734
5	1	2:01.788	46.527	41.037	34.224	189.8	4:11:02.522
6	1	2:02.102	46.745	41.000	34.357	180.0	4:13:04.624
7	1	2:01.673	46.276	40.953	34.444	195.6	4:15:06.297
8	1	2:00.974	46.684	40.300	33.990	175.0	4:17:07.271
9	1	2:01.978	46.767	41.095	34.116	188.1	4:19:09.249
10	1	2:01.065	46.287	40.466	34.312	187.8	4:21:10.314
11	1	2:01.366	46.743	40.635	33.988	173.3	4:23:11.680
12	1	2:02.582	46.611	40.967	35.004	185.2	4:25:14.262
13	1	2:01.273	46.662	40.519	34.092	183.9	4:27:15.535
14	1	2:00.729	46.366	40.466	33.897	185.8	4:29:16.264
15	1	2:01.123	46.396	40.493	34.234	195.2	4:31:17.387
16	1	2:01.152	46.365	40.744	34.043	189.8	4:33:18.539
17	1	2:00.620	46.237	40.274	34.109	189.1	4:35:19.159
18	1	2:03.357	47.354	41.458	34.545	189.8	4:37:22.516
19	1	2:01.199	46.469	40.645	34.085	182.7	4:39:23.715
20	1	2:01.072	46.362	40.425	34.285	190.1	4:41:24.787
21	1	2:01.558	46.522	40.715	34.321	188.1	4:43:26.345
22	1	2:01.429	46.497	40.353	34.579	188.8	4:45:27.774
23	1	2:08.982	53.942	40.971	34.069	183.9	4:47:36.756
24	1	2:02.664	46.854	41.234	34.576	183.6	4:49:39.420
25	1	2:02.092	47.086	40.734	34.272	175.6	4:51:41.512
26	1	2:01.563	46.536	40.891	34.136	191.8	4:53:43.075
27	1	2:01.606	46.101	41.336	34.169	197.8	4:55:44.681
28	1	2:01.200	46.232	41.240	33.728	194.9	4:57:45.881
29	1	2:01.542	46.473	41.035	34.034	192.1	4:59:47.423
30	1	2:01.095	46.568	40.539	33.988	193.8	5:01:48.518

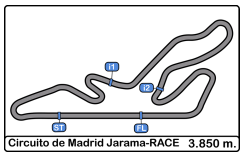

Circuito de Madrid Jarama - RACE

XI UV Endurance RACE Jarama

Carrera 8 horas resistencia

Tiempos Por Vuelta 5 Horas

10 PRIMERA TEAM — NISSAN PRIMERA

2 — EFICAR TEAM

Vta.	D	Tiempo	Sector 1	Sector 2	Sector 3	V. Max.	Elapsed
1	1	4:02:10.084			4:02:10.084		4:02:10.084
2	1	2:07.396	49.280	43.016	35.100	153.6	4:04:17.480
3	1	2:07.930	48.955	43.568	35.407	170.3	4:06:25.410
4	1	2:08.150	49.183	43.683	35.284	165.8	4:08:33.560
5	1	2:09.020	49.203	43.061	36.756	170.3	4:10:42.580
6	1	2:08.850	49.381	44.179	35.290	169.5	4:12:51.430
7	1	2:06.699	48.584	43.211	34.904	168.7	4:14:58.129
8	1	2:06.784	48.762	42.800	35.222	160.4	4:17:04.913
9	1	2:08.389	49.896	43.050	35.443	160.9	4:19:13.302
10	1	2:06.757	48.693	42.953	35.111	171.9	4:21:20.059
11	1	2:07.209	48.721	43.393	35.095	160.4	4:23:27.268
12	1	2:06.271	48.186	42.842	35.243	170.0	4:25:33.539
13	1	2:06.899	48.252	42.508	36.139	173.0	4:27:40.438
14	1	2:06.346	48.280	42.689	35.377	174.4	4:29:46.784
15	1	2:05.899	48.187	42.484	35.228	169.5	4:31:52.683
16	1	2:06.698	48.796	42.456	35.446	166.6	4:33:59.381
17	1	2:05.140	48.118	42.127	34.895	162.1	4:36:04.521
18	1	2:05.419	48.896	42.005	34.518	149.7	4:38:09.940
19	1	2:04.827	47.630	42.641	34.556	179.4	4:40:14.767
20	1	2:05.173	47.675	42.015	35.483	171.7	4:42:19.940
21	1	2:07.595	48.091	44.071	35.433	175.3	4:44:27.535
22	1	2:05.346	48.210	42.260	34.876	174.1	4:46:32.881
23	1	2:04.104	47.752	41.783	34.569	173.0	4:48:36.985
24	1	2:06.239	47.964	43.239	35.036	171.4	4:50:43.224
25	1	2:06.308	48.609	42.545	35.154	161.6	4:52:49.532
26	1	2:06.823	48.463	43.389	34.971	164.6	4:54:56.355
27	1	2:06.510	48.458	42.843	35.209	171.4	4:57:02.865
28	1	2:05.831	48.470	42.362	34.999	168.2	4:59:08.696
29	1	2:07.069	48.564	43.226	35.279	166.1	5:01:15.765
30	1		48.920			150.0	

11 RR2 MOTORSPORT — V. GOLF

2 — ESCUDERIA MEDITERRANEO DE ALICANTE

Vta.	D	Tiempo	Sector 1	Sector 2	Sector 3	V. Max.	Elapsed
1	1	4:03:04.545	4:01:48.751	40.926	34.868		4:03:04.545
2	1	2:02.915	47.378	40.880	34.657	189.1	4:05:07.460
3	1	2:02.045	46.772	40.858	34.415	189.8	4:07:09.505
4	1	2:05.240	47.525	42.043	35.672	188.4	4:09:14.745
5	1	2:02.085	46.688	40.725	34.672	187.8	4:11:16.830
6	1	2:02.913	46.800	41.752	34.361	189.1	4:13:19.743
7	1	2:02.782	46.947	41.092	34.743	187.5	4:15:22.525
8	1	2:01.726	46.717	40.535	34.474	188.4	4:17:24.251
9	1	2:02.599	46.989	41.013	34.597	189.1	4:19:26.850
10	1	2:03.242	46.750	41.984	34.508	189.4	4:21:30.092
11	1	2:03.759	48.396	40.795	34.568	179.7	4:23:33.851
12	1	2:02.117	46.425	40.632	35.060	188.4	4:25:35.968
13	1	2:03.166	47.176	41.563	34.427	189.8	4:27:39.134
14	1	2:01.812	46.691	40.561	34.560	186.2	4:29:40.946
15	1	2:01.627	46.721	40.530	34.376	185.8	4:31:42.573
16	1	2:01.905	47.052	40.524	34.329	187.5	4:33:44.478
17	1	2:01.427	46.584	40.536	34.307	188.1	4:35:45.905
18	1	2:01.247	46.532	40.476	34.239	186.5	4:37:47.152
19	1	2:01.759	46.866	40.525	34.368	188.1	4:39:48.911
20	1	2:02.136	47.010	40.802	34.324	189.1	4:41:51.047
21	1	2:02.562	47.216	40.682	34.664	188.4	4:43:53.609
22	1	2:01.533	46.449	40.471	34.613	186.5	4:45:55.142
23	1	5:33.584 P	46.851	50.124	3:56.609	187.8	4:51:28.726
24	1		9:38.608	43.794		81.3	

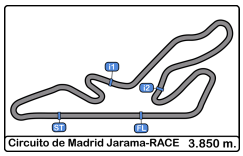

Circuito de Madrid Jarama - RACE

XI UV Endurance RACE Jarama

Carrera 8 horas resistencia

Tiempos Por Vuelta 5 Horas

13 ASAP RACING HONDA CIVIC

1 ANDRES SANCHEZ PEREZ

Vta.	D	Tiempo		Sector 1	Sector 2	Sector 3	V. Max.	Elapsed
1	1	4:02:54.081		4:01:39.530	40.657	33.894		4:02:54.081
2	1	2:00.956		47.108	39.901	33.947	185.2	4:04:55.037
3	1	1:59.261		45.966	39.562	33.733	191.8	4:06:54.298
4	1	1:59.872		45.773	40.219	33.880	193.8	4:08:54.170
5	1	5:41.125	P	46.359	40.649	4:14.117	177.3	4:14:35.295
6	1	6:53.889		5:34.527	42.797	36.565	92.5	4:21:29.184
7	1	2:07.605		50.242	42.234	35.129	165.6	4:23:36.789
8	1	2:06.278		48.552	42.228	35.498	161.6	4:25:43.067
9	1	2:04.520		47.912	41.704	34.904	176.1	4:27:47.587
10	1	2:04.547		48.069	41.594	34.884	176.7	4:29:52.134
11	1	2:04.068		48.070	41.298	34.700	168.2	4:31:56.202
12	1	2:04.342		48.007	41.424	34.911	174.4	4:34:00.544
13	1	2:04.445		48.400	41.421	34.624	160.4	4:36:04.989
14	1	2:04.000		47.756	41.590	34.654	166.6	4:38:08.989
15	1	2:04.712		47.650	41.478	35.584	182.1	4:40:13.701
16	1	2:03.360		47.629	41.094	34.637	178.2	4:42:17.061
17	1	2:05.754		48.635	41.208	35.911	173.9	4:44:22.815
18	1	2:05.706		47.301	43.796	34.609	174.7	4:46:28.521
19	1	2:02.277		47.032	41.015	34.230	173.3	4:48:30.798
20	1	2:02.971		47.175	41.448	34.348	175.3	4:50:33.769
21	1	2:02.979		47.202	41.470	34.307	178.8	4:52:36.748
22	1	2:03.495		47.098	42.089	34.308	181.2	4:54:40.243
23	1	2:02.404		46.860	41.641	33.903	180.3	4:56:42.647
24	1	2:02.294		47.202	40.868	34.224	166.6	4:58:44.941
25	1	2:02.637		47.140	41.133	34.364	183.0	5:00:47.578
26	1			46.844			177.9	

14 E-PERFORMANCE HONDA CIVIC

1 ULTIMA VUELTA

Vta.	D	Tiempo		Sector 1	Sector 2	Sector 3	V. Max.	Elapsed
1	1	4:05:55.939	P			4:05:55.939		4:05:55.939
2	1	7:04.036		5:44.204	44.056	35.776	84.1	4:12:59.975
3	1	2:10.293		48.564	45.457	36.272	172.8	4:15:10.268
4	1	2:08.979		48.441	44.699	35.839	172.2	4:17:19.247
5	1	2:07.360		48.542	43.584	35.234	172.8	4:19:26.607
6	1	2:06.787		48.670	42.977	35.140	173.9	4:21:33.394
7	1	2:05.385		48.095	42.325	34.965	176.7	4:23:38.779
8	1	2:06.262		48.214	43.015	35.033	177.9	4:25:45.041
9	1	2:05.852		47.806	42.908	35.138	177.3	4:27:50.893
10	1	2:05.715		48.111	42.368	35.236	176.1	4:29:56.608
11	1	2:06.831		48.261	43.147	35.423	174.4	4:32:03.439
12	1	2:07.067		48.223	42.934	35.910	173.6	4:34:10.506
13	1	2:12.587		48.761	46.655	37.171	172.2	4:36:23.093
14	1	2:10.914		49.903	45.120	35.891	170.6	4:38:34.007
15	1	2:08.538		49.070	43.665	35.803	173.0	4:40:42.545
16	1	2:07.328		48.659	43.198	35.471	173.6	4:42:49.873
17	1	2:06.979		48.260	42.874	35.845	173.3	4:44:56.852
18	1	2:07.041		48.504	42.944	35.593	173.3	4:47:03.893
19	1	2:07.593		48.564	43.302	35.727	172.8	4:49:11.486
20	1	2:07.221		48.627	43.077	35.517	172.5	4:51:18.707
21	1	2:10.220		48.408	46.107	35.705	175.0	4:53:28.927
22	1	2:07.370		48.535	42.981	35.854	173.0	4:55:36.297
23	1	2:07.597		48.536	43.406	35.655	173.0	4:57:43.894
24	1	2:08.280		49.356	42.920	36.004	172.8	4:59:52.174
25	1	2:06.679		48.377	42.957	35.345	172.2	5:01:58.853

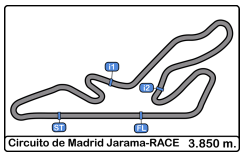

Circuito de Madrid Jarama - RACE
XI UV Endurance RACE Jarama
Carrera 8 horas resistencia
Tiempos Por Vuelta 5 Horas

15

BOYACA SAXO — SAXO

SAXO — VSR MOTORSPORT

Vta.	D	Tiempo		Sector 1	Sector 2	Sector 3	V. Max.	Elapsed
1	1	4:01:58.178				4:01:58.178		4:01:58.178
2	1	2:07.797		48.512	43.527	35.758	170.3	4:04:05.975
3	1	4:00.714	P	48.848	47.815	2:24.051	167.9	4:08:06.689
4	1	7:29.197		6:05.114	46.058	38.025	85.1	4:15:35.886
5	1	2:14.131		51.376	45.439	37.316	162.1	4:17:50.017
6	1	2:12.264		50.655	44.691	36.918	164.6	4:20:02.281
7	1	2:12.063		49.993	45.305	36.765	164.6	4:22:14.344
8	1	2:11.391		49.951	44.621	36.819	166.4	4:24:25.735
9	1	2:13.934		51.611	44.853	37.470	164.1	4:26:39.669
10	1	2:11.887		50.743	44.495	36.649	165.3	4:28:51.556
11	1	2:10.725		49.683	44.486	36.556	167.4	4:31:02.281
12	1	2:10.626		49.590	44.296	36.740	167.9	4:33:12.907
13	1	2:12.194		49.771	45.309	37.114	167.1	4:35:25.101
14	1	2:11.635		50.048	44.881	36.706	164.8	4:37:36.736
15	1	2:11.424		49.647	44.685	37.092	166.4	4:39:48.160
16	1	2:11.321		50.047	44.626	36.648	167.4	4:41:59.481
17	1	2:10.466		49.566	44.333	36.567	166.9	4:44:09.947
18	1	2:13.073		50.379	44.934	37.760	165.8	4:46:23.020
19	1	2:10.875		49.711	44.554	36.610	168.7	4:48:33.895
20	1	2:12.366		49.750	45.377	37.239	167.9	4:50:46.261
21	1	2:13.321		49.973	44.889	38.459	166.9	4:52:59.582
22	1	2:14.168		49.956	46.700	37.512	167.7	4:55:13.750
23	1	2:13.101		50.965	45.474	36.662	164.6	4:57:26.851
24	1	2:12.868		50.717	44.635	37.516	164.1	4:59:39.719
25	1	2:10.909		49.621	44.426	36.862	167.9	5:01:50.628

16

SAAB ENDURANCE RACING SOCIETY — SAAB 900I

2 — ESCUDERIA 1000 LAGOS

Vta.	D	Tiempo		Sector 1	Sector 2	Sector 3	V. Max.	Elapsed
1	1	4:03:42.698		4:02:20.003	46.155	36.540		4:03:42.698
2	1	2:08.665		49.467	43.567	35.631	166.9	4:05:51.363
3	1	2:08.993		49.378	43.405	36.210	160.9	4:08:00.356
4	1	2:08.475		49.560	43.076	35.839	158.1	4:10:08.831
5	1	2:10.249		50.404	43.781	36.064	151.0	4:12:19.080
6	1	2:09.476		50.129	43.441	35.906	144.7	4:14:28.556
7	1	2:07.841		49.001	43.312	35.528	164.8	4:16:36.397
8	1	2:14.007		51.264	46.240	36.503	156.7	4:18:50.404
9	1	2:10.553		49.432	43.747	37.374	162.1	4:21:00.957
10	1	2:09.820		49.309	43.209	37.302	165.3	4:23:10.777
11	1	2:09.089		50.070	43.075	35.944	145.3	4:25:19.866
12	1	2:10.589		49.581	44.240	36.768	158.5	4:27:30.455
13	1	2:10.512		50.549	43.659	36.304	151.4	4:29:40.967
14	1	2:09.980		50.245	43.725	36.010	160.4	4:31:50.947
15	1	2:08.707		48.908	43.414	36.385	167.7	4:33:59.654
16	1	2:10.884		50.920	43.199	36.765	154.2	4:36:10.538
17	1	5:45.440	P	51.910	45.544	4:07.986	151.6	4:41:55.978
18	1	12:43.528		11:15.051	48.898	39.579	69.7	4:54:39.506
19	1	2:18.912		52.823	48.076	38.013	147.3	4:56:58.418
20	1	2:17.258		52.098	47.471	37.689	150.2	4:59:15.676
21	1	2:14.929		53.810	44.377	36.742	150.4	5:01:30.605

17

EMAN EGURRE — BMW 325I

3 — EMAN EGURRE

Vta.	D	Tiempo		Sector 1	Sector 2	Sector 3	V. Max.	Elapsed
1	1	4:01:41.045	P			4:01:41.045		4:01:41.045
2	1	4:50.093		3:23.665	47.355	39.073	88.9	4:06:31.138
3	1	2:19.175		52.567	47.676	38.932	166.1	4:08:50.313
4	1	2:18.486		52.379	47.472	38.635	169.0	4:11:08.799
5	1	2:18.041		53.132	46.435	38.474	165.1	4:13:26.840
6	1	2:16.730		53.286	45.437	38.007	165.6	4:15:43.570
7	1	2:16.234		51.553	46.443	38.238	171.4	4:17:59.804
8	1	2:15.548		51.732	46.218	37.598	163.8	4:20:15.352
9	1	2:14.559		51.519	45.567	37.473	171.9	4:22:29.911
10	1	2:16.233		51.096	45.545	39.592	168.7	4:24:46.144
11	1	2:12.453		50.362	45.166	36.925	179.7	4:26:58.597
12	1	2:11.504		50.436	43.979	37.089	175.0	4:29:10.101
13	1	2:11.459		50.675	44.379	36.405	168.2	4:31:21.560
14	1	2:12.501		51.537	44.133	36.831	177.3	4:33:34.061
15	1	2:10.652		49.945	44.253	36.454	180.6	4:35:44.713
16	1	2:09.339		49.881	43.212	36.246	181.8	4:37:54.052
17	1	2:09.145		49.654	43.456	36.035	177.6	4:40:03.197
18	1	2:11.325		49.370	44.318	37.637	177.3	4:42:14.522
19	1	2:15.961		51.684	47.315	36.962	180.6	4:44:30.483
20	1	2:08.318		49.153	42.944	36.221	185.5	4:46:38.801
21	1	2:09.514		49.260	43.781	36.473	179.1	4:48:48.315
22	1	2:07.927		49.038	42.825	36.064	180.6	4:50:56.242
23	1	2:07.281		48.422	42.783	36.076	185.2	4:53:03.523
24	1	2:10.628		48.793	45.059	36.776	178.5	4:55:14.151
25	1	2:13.604		52.769	44.415	36.420	176.1	4:57:27.755
26	1	2:08.947		48.828	43.980	36.139	174.1	4:59:36.702
27	1	2:09.898		50.203	42.898	36.797	180.6	5:01:46.600

18

PURA PASION — AUDI TT

3 — VICENTE GABRIEL VALLES

Vta.	D	Tiempo		Sector 1	Sector 2	Sector 3	V. Max.	Elapsed
1	1	4:01:59.642				4:01:59.642		4:01:59.642
2	1	2:04.259		47.356	41.908	34.995	182.7	4:04:03.901
3	1	2:03.889		47.576	41.355	34.958	175.3	4:06:07.790
4	1	2:03.589		47.705	41.469	34.415	176.4	4:08:11.379
5	1	2:03.850		47.616	41.299	34.935	175.6	4:10:15.229
6	1	2:04.728		47.683	41.957	35.088	177.6	4:12:19.957
7	1	2:04.266		47.459	41.634	35.173	178.8	4:14:24.223
8	1	2:04.713		47.876	41.708	35.129	173.0	4:16:28.936
9	1	2:04.451		47.928	41.648	34.875	173.3	4:18:33.387
10	1	2:05.007		48.716	41.440	34.851	174.4	4:20:38.394
11	1	2:06.151		47.692	43.307	35.152	174.7	4:22:44.545
12	1	2:08.169		51.119	41.912	35.138	177.9	4:24:52.714
13	1	2:06.643		48.164	42.782	35.697	176.7	4:26:59.357
14	1	4:09.760	P	50.897	43.531	2:35.332	168.4	4:31:09.117
15	1	7:40.473	P	5:56.666	46.904	56.903	72.3	4:38:49.590

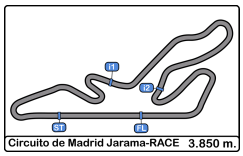

Circuito de Madrid Jarama - RACE

XI UV Endurance RACE Jarama

Carrera 8 horas resistencia

Tiempos Por Vuelta 5 Horas

19 FERNANDO NAVARRETE — BMW 325I

3 — ULTIMA VUELTA

Vta.	D	Tiempo	Sector 1	Sector 2	Sector 3	V. Max.	Elapsed
1	1	4:02:54.550	4:01:40.396	40.218	33.936		4:02:54.550
2	1	1:59.024	45.817	39.841	33.366	189.1	4:04:53.574
3	1	1:58.242	45.226	40.033	32.983	183.6	4:06:51.816
4	1	1:58.281	45.439	39.984	32.858	184.3	4:08:50.097
5	1	1:58.616	45.058	40.244	33.314	184.6	4:10:48.713
6	1	1:59.228	45.686	40.354	33.188	185.2	4:12:47.941
7	1	1:58.385	45.320	40.072	32.993	180.9	4:14:46.326
8	1	1:57.942	44.911	39.845	33.186	186.8	4:16:44.268
9	1	1:59.244	45.400	40.506	33.338	189.8	4:18:43.512
10	1	1:59.257	45.708	40.271	33.278	182.4	4:20:42.769
11	1	1:59.287	45.487	40.570	33.230	183.3	4:22:42.056
12	1	1:58.562	44.958	40.009	33.595	185.8	4:24:40.618
13	1	1:58.489	45.127	39.891	33.471	186.8	4:26:39.107
14	1	1:58.076	45.233	39.781	33.062	186.5	4:28:37.183
15	1	1:57.077	44.569	39.731	32.777	186.5	4:30:34.260
16	1	1:58.220	44.844	40.291	33.085	187.5	4:32:32.480
17	1	1:58.071	44.817	40.078	33.176	186.5	4:34:30.551
18	1	1:58.447	45.230	40.046	33.171	180.6	4:36:28.998
19	1	1:59.217	45.329	41.016	32.872	189.1	4:38:28.215
20	1	1:57.460	44.908	39.501	33.051	182.4	4:40:25.675
21	1	1:57.218	44.606	39.774	32.838	189.4	4:42:22.893
22	1	1:58.811	45.829	40.191	32.791	181.8	4:44:21.704
23	1	1:57.737	45.027	39.656	33.054	186.8	4:46:19.441
24	1	1:57.896	44.704	39.754	33.438	188.4	4:48:17.337
25	1	1:57.741	45.025	39.587	33.129	188.1	4:50:15.078
26	1	5:18.058 P	47.404	50.766	3:39.888	183.9	4:55:33.136
27	1	6:27.450	5:13.936	40.160	33.354	96.8	5:02:00.586

20 EFICAR TEAM SAXO — SAXO

SAXO — EFICAR TEAM

Vta.	D	Tiempo	Sector 1	Sector 2	Sector 3	V. Max.	Elapsed
1	1	4:03:43.339	4:02:21.440	45.273	36.626	169.0	4:03:43.339
2	1	2:10.190	49.726	44.094	36.370	165.6	4:05:53.529
3	1	2:09.853	50.061	43.585	36.207	161.1	4:08:03.382
4	1	2:09.554	49.572	43.687	36.295	165.3	4:10:12.936
5	1	2:09.973	49.641	44.363	35.969	162.4	4:12:22.909
6	1	2:09.478	49.414	43.623	36.441	164.8	4:14:32.387
7	1	2:09.571	49.559	43.843	36.169	160.9	4:16:41.958
8	1	2:09.620	50.528	43.584	35.508	164.8	4:18:51.578
9	1	4:58.598 P	49.035	43.359	3:26.204	167.9	4:23:50.176
10	1	6:26.956	5:05.205	44.270	37.481	88.3	4:30:17.132
11	1	2:09.016	49.183	43.678	36.155	170.0	4:32:26.148
12	1	2:08.089	48.654	43.303	36.132	169.5	4:34:34.237
13	1	2:07.427	48.373	43.108	35.946	173.0	4:36:41.664
14	1	2:07.726	48.961	42.881	35.884	170.8	4:38:49.390
15	1	2:08.777	48.702	43.899	36.176	170.8	4:40:58.167
16	1	2:07.433	48.440	43.185	35.808	170.8	4:43:05.600
17	1	2:08.219	48.729	43.392	36.098	170.8	4:45:13.819
18	1	2:08.551	48.938	44.084	35.529	168.2	4:47:22.370
19	1	2:07.819	48.797	43.081	35.941	169.2	4:49:30.189
20	1	2:08.745	49.092	43.540	36.113	166.6	4:51:38.934
21	1	2:09.415	49.988	43.501	35.926	167.9	4:53:48.349
22	1	2:07.474	48.523	43.056	35.895	170.0	4:55:55.823
23	1	2:08.026	48.975	43.314	35.737	169.5	4:58:03.849
24	1	2:08.534	48.691	43.467	36.376	171.9	5:00:12.383
25	1		48.652	43.066		171.7	

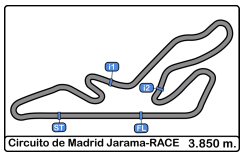

Circuito de Madrid Jarama - RACE

XI UV Endurance RACE Jarama

Carrera 8 horas resistencia

Tiempos Por Vuelta 5 Horas

21 DHR NISSAN SUNY

2 ULTIMA VUELTA

Vta.	D	Tiempo	Sector 1	Sector 2	Sector 3	V. Max.	Elapsed
1	1	4:02:30.708		4:01:55.689	35.019		4:02:30.708
2	1	2:03.829	47.490	41.598	34.741	177.6	4:04:34.537
3	1	2:03.919	47.698	41.515	34.706	180.3	4:06:38.456
4	1	2:04.359	47.430	42.214	34.715	180.6	4:08:42.815
5	1	2:04.149	47.815	41.460	34.874	181.2	4:10:46.964
6	1	4:55.375 P	48.654	41.890	3:24.831	175.6	4:15:42.339
7	1	6:38.230	5:17.704	43.644	36.882	91.6	4:22:20.569
8	1	2:09.697	50.092	43.259	36.346	170.6	4:24:30.266
9	1	2:09.136	49.553	44.140	35.443	175.3	4:26:39.402
10	1	2:08.349	49.089	43.959	35.301	180.6	4:28:47.751
11	1	2:08.646	49.822	43.950	34.874	171.1	4:30:56.397
12	1	2:06.107	48.960	42.178	34.969	175.3	4:33:02.504
13	1	2:05.662	48.997	41.880	34.785	167.1	4:35:08.166
14	1	2:06.111	49.500	42.036	34.575	175.3	4:37:14.277
15	1	2:04.730	48.141	41.387	35.202	177.6	4:39:19.007
16	1	2:04.894	48.332	41.967	34.595	170.0	4:41:23.901
17	1	2:04.150	48.866	41.310	33.974	172.5	4:43:28.051
18	1	2:03.263	47.532	41.303	34.428	180.9	4:45:31.314
19	1	2:04.617	49.219	41.512	33.886	181.5	4:47:35.931
20	1	2:03.985	48.668	41.098	34.219	171.1	4:49:39.916
21	1	2:02.542	47.415	40.887	34.240	181.2	4:51:42.458
22	1	2:03.444	47.311	42.119	34.014	183.0	4:53:45.902
23	1	2:03.798	47.414	42.090	34.294	177.9	4:55:49.700
24	1	2:02.657	47.342	41.003	34.312	180.9	4:57:52.357
25	1	2:03.325	47.854	41.187	34.284	176.7	4:59:55.682
26	1	2:03.453	47.349	41.315	34.789	182.4	5:01:59.135

22 TECSPORT - OLIMPIA V. GOLF

2 ULTIMA VUELTA

Vta.	D	Tiempo	Sector 1	Sector 2	Sector 3	V. Max.	Elapsed
1	1	4:02:55.851		4:02:21.188	34.663		4:02:55.851
2	1	2:02.583	47.287	41.076	34.220	178.2	4:04:58.434
3	1	2:03.222	47.668	41.255	34.299	180.3	4:07:01.656
4	1	2:03.330	47.363	41.663	34.304	178.5	4:09:04.986
5	1	2:02.818	47.330	40.841	34.647	176.4	4:11:07.804
6	1	2:02.562	47.369	40.913	34.280	177.9	4:13:10.366
7	1	2:02.428	47.107	41.102	34.219	180.3	4:15:12.794
8	1	2:02.735	47.222	41.202	34.311	180.6	4:17:15.529
9	1	2:02.980	47.454	41.225	34.301	175.6	4:19:18.509
10	1	2:02.761	47.567	40.891	34.303	176.1	4:21:21.270
11	1	2:04.266	47.894	41.983	34.389	174.7	4:23:25.536
12	1	2:03.443	48.133	41.146	34.164	172.5	4:25:28.979
13	1	2:02.437	47.288	41.006	34.143	179.4	4:27:31.416
14	1	2:02.033	47.049	40.852	34.132	183.0	4:29:33.449
15	1	2:02.537	47.118	41.199	34.220	176.7	4:31:35.986
16	1	2:02.800	47.419	41.239	34.142	179.1	4:33:38.786
17	1	2:02.789	47.462	41.126	34.201	175.8	4:35:41.575
18	1	2:02.962	47.325	41.324	34.313	177.3	4:37:44.537
19	1	2:03.256	47.401	41.067	34.788	175.8	4:39:47.793
20	1	2:02.650	47.421	40.962	34.267	176.1	4:41:50.443
21	1	4:48.851 P	48.579	41.322	3:18.950	166.9	4:46:39.294
22	1	6:28.259	5:12.509	41.319	34.431	96.6	4:53:07.553
23	1	2:02.951	46.911	41.734	34.306	182.7	4:55:10.504
24	1	2:02.078	46.767	41.038	34.273	183.6	4:57:12.582
25	1	2:01.665	46.796	40.678	34.191	183.0	4:59:14.247
26	1	2:01.755	46.522	40.836	34.397	183.6	5:01:16.002
27	1		46.711			182.1	

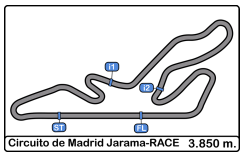

Circuito de Madrid Jarama - RACE
XI UV Endurance RACE Jarama
Carrera 8 horas resistencia
Tiempos Por Vuelta 5 Horas

23 RIGA SAXO — SAXO

SAXO — RASANTE SPORT

Vta.	D	Tiempo	Sector 1	Sector 2	Sector 3	V. Max.	Elapsed
1	1	4:01:59.715			4:01:59.715		4:01:59.715
2	1	2:09.395	48.873	44.436	36.086	169.5	4:04:09.110
3	1	2:08.375	48.676	43.825	35.874	169.0	4:06:17.485
4	1	2:08.803	49.229	43.781	35.793	166.1	4:08:26.288
5	1	2:10.233	49.366	44.251	36.616	167.1	4:10:36.521
6	1	2:11.661	49.602	44.023	38.036	164.3	4:12:48.182
7	1	2:09.769	49.593	44.130	36.046	163.8	4:14:57.951
8	1	2:09.290	49.562	43.829	35.899	165.6	4:17:07.241
9	1	2:08.796	48.961	43.995	35.840	167.9	4:19:16.037
10	1	2:09.039	48.893	44.415	35.731	167.9	4:21:25.076
11	1	2:10.149	49.741	43.760	36.648	168.7	4:23:35.225
12	1	2:09.861	48.975	44.567	36.319	169.0	4:25:45.086
13	1	2:08.042	48.787	43.610	35.645	170.0	4:27:53.128
14	1	2:08.448	48.898	43.769	35.781	170.0	4:30:01.576
15	1	2:07.639	48.449	43.493	35.697	168.2	4:32:09.215
16	1	2:08.042	48.740	43.441	35.861	168.4	4:34:17.257
17	1	2:08.729	48.547	44.152	36.030	170.0	4:36:25.986
18	1	2:09.992	50.007	43.908	36.077	170.0	4:38:35.978
19	1	2:09.820	49.691	44.090	36.039	168.7	4:40:45.798
20	1	2:08.751	48.533	44.179	36.039	169.0	4:42:54.549
21	1	2:08.238	48.609	43.641	35.988	167.7	4:45:02.787
22	1	2:07.925	48.746	43.578	35.601	167.9	4:47:10.712
23	1	2:08.399	48.959	43.635	35.805	169.5	4:49:19.111
24	1	2:09.395	48.818	44.615	35.962	167.1	4:51:28.506
25	1	2:10.896	48.710	45.929	36.257	169.0	4:53:39.402
26	1	2:09.913	48.911	44.904	36.098	167.1	4:55:49.315
27	1	2:09.128	49.126	44.067	35.935	167.7	4:57:58.443
28	1	2:09.951	48.887	44.564	36.500	169.0	5:00:08.394
29	1		49.058	43.872		170.6	

25 AMAZON SPORT — V. GOLF

2 — AECD

Vta.	D	Tiempo	Sector 1	Sector 2	Sector 3	V. Max.	Elapsed
1	1	4:03:43.109	4:02:19.465	45.765	37.879		4:03:43.109
2	1	2:13.631	51.350	45.011	37.270	147.7	4:05:56.740
3	1	2:15.218	50.593	46.255	38.370	161.4	4:08:11.958
4	1	4:32.342 P	54.817	46.313	2:51.212	123.4	4:12:44.300
5	1	7:43.344	6:11.914	50.701	40.729	82.0	4:20:27.644
6	1	2:26.471	54.810	50.677	40.984	155.3	4:22:54.115
7	1	2:22.633	53.925	48.235	40.473	160.0	4:25:16.748
8	1	2:30.370	59.686	50.844	39.840	130.2	4:27:47.118
9	1	2:23.344	55.405	48.454	39.485	154.7	4:30:10.462
10	1	2:26.750	57.398	49.186	40.166	162.6	4:32:37.212
11	1	2:23.700	54.195	48.600	40.905	157.4	4:35:00.912
12	1	2:27.363	57.141	49.156	41.066	152.1	4:37:28.275
13	1	2:25.450	53.576	48.698	43.176	151.8	4:39:53.725
14	1	2:27.311	54.104	51.165	42.042	155.8	4:42:21.036
15	1	2:24.968	57.901	47.804	39.263	136.7	4:44:46.004
16	1	2:22.435	53.027	48.040	41.368	165.1	4:47:08.439
17	1	2:22.352	53.365	48.744	40.243	165.6	4:49:30.791
18	1	2:22.635	53.933	48.855	39.847	158.5	4:51:53.426
19	1	2:25.211	53.816	50.072	41.323	158.8	4:54:18.637
20	1	2:21.058	53.880	48.468	38.710	152.9	4:56:39.695
21	1	2:20.922	53.896	48.122	38.904	163.3	4:59:00.617
22	1	2:22.561	52.626	50.667	39.268	165.6	5:01:23.178

43 IMARTI MOTORSPORT — HONDA CIVIC

1 — ESCUDERIA CERRO NEGRO

Vta.	D	Tiempo	Sector 1	Sector 2	Sector 3	V. Max.	Elapsed
1	1	4:03:22.910	4:02:00.769	45.381	36.760		4:03:22.910
2	1	2:10.089	49.620	44.196	36.273	165.3	4:05:32.999
3	1	2:08.778	50.554	43.040	35.184	167.1	4:07:41.777
4	1	2:06.240	48.194	42.619	35.427	177.9	4:09:48.017
5	1	2:06.498	48.460	42.749	35.289	175.8	4:11:54.515
6	1	2:07.574	48.280	43.890	35.404	173.0	4:14:02.089
7	1	2:05.343	47.941	42.316	35.086	173.0	4:16:07.432
8	1	2:04.980	47.895	42.067	35.018	178.2	4:18:12.412
9	1	2:07.186	48.178	43.919	35.089	176.7	4:20:19.598
10	1	2:05.986	48.186	42.767	35.033	178.2	4:22:25.584
11	1	2:05.694	47.870	42.597	35.227	179.4	4:24:31.278
12	1	2:09.523	48.711	44.552	36.260	174.4	4:26:40.801
13	1	2:05.986	48.711	42.241	35.034	180.6	4:28:46.787
14	1	2:05.256	47.669	42.008	35.579	181.8	4:30:52.043
15	1	2:53.919 P	1:17.075	49.249	47.595	150.0	4:33:45.962

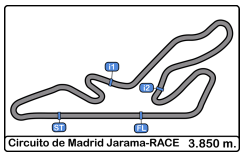

Circuito de Madrid Jarama - RACE

XI UV Endurance RACE Jarama

Carrera 8 horas resistencia

Tiempos Por Vuelta 5 Horas

51 AUTOCODE TORREJON SAXO

SAXO ESCUDERIA CENTRO

Vta.	D	Tiempo	Sector 1	Sector 2	Sector 3	V. Max.	Elapsed
1	1	4:02:43.510		4:02:06.846	36.664		4:02:43.510
2	1	2:10.217	49.779	44.231	36.207	166.6	4:04:53.727
3	1	2:11.983	51.826	43.829	36.328	167.1	4:07:05.710
4	1	2:10.552	49.444	44.759	36.349	168.7	4:09:16.262
5	1	2:09.836	49.718	43.857	36.261	170.0	4:11:26.098
6	1	2:10.382	49.341	44.380	36.661	168.4	4:13:36.480
7	1	2:09.125	49.297	43.719	36.109	169.2	4:15:45.605
8	1	2:10.779	49.915	44.560	36.304	167.7	4:17:56.384
9	1	2:10.742	50.729	43.869	36.144	159.2	4:20:07.126
10	1	2:09.920	50.170	43.670	36.080	164.6	4:22:17.046
11	1	2:08.989	49.505	43.605	35.879	169.8	4:24:26.035
12	1	2:09.823	49.370	44.052	36.401	172.5	4:26:35.858
13	1	2:10.894	50.316	44.522	36.056	159.7	4:28:46.752
14	1	2:11.693	49.888	45.428	36.377	169.0	4:30:58.445
15	1	2:09.582	49.779	43.678	36.125	169.5	4:33:08.027
16	1	2:09.016	49.352	43.523	36.141	169.5	4:35:17.043
17	1	2:10.811	50.093	43.611	37.107	169.0	4:37:27.854
18	1	2:10.317	49.736	44.017	36.564	165.6	4:39:38.171
19	1	2:09.741	49.501	43.685	36.555	168.4	4:41:47.912
20	1	2:11.059	50.166	44.210	36.683	168.2	4:43:58.971
21	1	2:10.200	49.739	43.937	36.524	169.2	4:46:09.171
22	1	2:11.556	50.585	43.981	36.990	168.4	4:48:20.727
23	1	2:09.884	49.715	43.951	36.218	170.3	4:50:30.611
24	1	2:09.207	49.359	43.602	36.246	170.0	4:52:39.818
25	1	2:14.531	49.261	48.597	36.673	170.0	4:54:54.349
26	1	2:12.381	49.948	45.687	36.746	168.7	4:57:06.730
27	1	2:09.990	49.494	44.524	35.972	170.6	4:59:16.720
28	1	2:10.476	50.632	43.702	36.142	171.9	5:01:27.196

79 DE AUGUSTO CARRERAS BMW 325I

3 C.D. QUINTANO SPORT

Vta.	D	Tiempo	Sector 1	Sector 2	Sector 3	V. Max.	Elapsed
1	1	4:04:12.225	4:02:54.722	42.108	35.395	83.2	4:04:12.225
2	1	2:06.286	47.749	43.355	35.182	180.6	4:06:18.511
3	1	2:04.520	47.629	41.708	35.183	181.5	4:08:23.031
4	1	2:04.464	47.357	41.966	35.141	186.2	4:10:27.495
5	1	2:02.580	47.176	40.777	34.627	186.5	4:12:30.075
6	1	2:02.610	47.025	40.931	34.654	181.2	4:14:32.685
7	1	2:04.094	46.750	41.749	35.595	190.1	4:16:36.779
8	1	2:03.098	47.294	41.232	34.572	192.8	4:18:39.877
9	1	2:02.802	47.230	41.113	34.459	191.4	4:20:42.679
10	1	2:03.185	47.396	41.303	34.486	182.4	4:22:45.864
11	1	2:04.525	49.162	41.018	34.345	185.2	4:24:50.389
12	1	2:03.799	47.525	41.917	34.357	188.1	4:26:54.188
13	1	2:02.016	46.671	40.673	34.672	187.8	4:28:56.204
14	1	2:03.106	46.856	41.966	34.284	186.8	4:30:59.310
15	1	2:03.642	47.105	41.740	34.797	187.5	4:33:02.952
16	1	2:01.991	46.526	40.984	34.481	191.1	4:35:04.943
17	1	2:02.595	47.235	41.159	34.201	184.3	4:37:07.538
18	1	2:02.369	46.865	41.165	34.339	190.1	4:39:09.907
19	1	2:02.047	46.957	40.889	34.201	189.1	4:41:11.954
20	1	2:02.330	46.809	40.824	34.697	194.5	4:43:14.284
21	1	2:02.585	46.893	41.472	34.220	190.4	4:45:16.869
22	1	2:02.823	47.029	41.483	34.311	193.2	4:47:19.692
23	1	2:02.874	46.651	41.693	34.530	191.4	4:49:22.566
24	1	2:03.070	46.918	41.915	34.237	190.1	4:51:25.636
25	1	2:03.477	46.531	42.116	34.830	191.4	4:53:29.113
26	1	2:02.604	46.772	41.376	34.456	189.1	4:55:31.717
27	1	2:03.452	46.945	41.189	35.318	185.2	4:57:35.169
28	1	2:02.898	46.624	41.391	34.883	191.8	4:59:38.067
29	1		47.752	42.170		190.4	

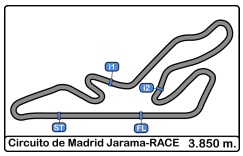

Circuito de Madrid Jarama - RACE
XI UV Endurance RACE Jarama
Carrera 8 horas resistencia
Tiempos Por Vuelta 5 Horas

93 GPLOIL-CKC SUZUKI SWIFT

1 ATKMOTORSPORT MADRID

Vta.	D	Tiempo	Sector 1	Sector 2	Sector 3	V. Max.	Elapsed
1	1	4:09:02.106	4:07:41.097	43.734	37.275	84.1	4:09:02.106
2	1	2:09.109	49.318	43.767	36.024	167.7	4:11:11.215
3	1	2:08.297	49.023	43.552	35.722	173.0	4:13:19.512
4	1	2:07.377	48.856	42.854	35.667	171.4	4:15:26.889
5	1	2:07.714	48.668	43.378	35.668	172.5	4:17:34.603
6	1	2:07.374	48.707	43.172	35.495	172.2	4:19:41.977
7	1	2:07.502	48.772	43.081	35.649	171.9	4:21:49.479
8	1	2:14.409	48.415	50.088	35.906	172.2	4:24:03.888
9	1	2:09.294	48.898	43.259	37.137	170.6	4:26:13.182
10	1	2:08.165	49.150	43.324	35.691	169.2	4:28:21.347
11	1	2:07.486	48.577	42.947	35.962	173.0	4:30:28.833
12	1	2:08.703	49.034	43.721	35.948	173.0	4:32:37.536
13	1	2:08.031	48.654	43.264	36.113	173.9	4:34:45.567
14	1	2:08.427	49.156	43.263	36.008	171.9	4:36:53.994
15	1	2:07.790	48.751	43.060	35.979	172.5	4:39:01.784
16	1	2:08.219	49.095	43.101	36.023	172.2	4:41:10.003
17	1	2:10.944	50.247	42.879	37.818	172.2	4:43:20.947
18	1	2:08.877	49.038	43.751	36.088	172.2	4:45:29.824
19	1	2:10.697	51.137	43.694	35.866	173.0	4:47:40.521
20	1	2:08.603	49.076	43.090	36.437	173.3	4:49:49.124
21	1	2:09.009	49.221	43.475	36.313	172.8	4:51:58.133
22	1	2:10.496	49.838	43.955	36.703	173.0	4:54:08.629
23	1	2:09.860	49.466	43.643	36.751	173.9	4:56:18.489
24	1	2:09.459	48.868	43.978	36.613	173.6	4:58:27.948
25	1	2:08.879	49.045	43.745	36.089	175.6	5:00:36.827
26	1		48.933			174.1	

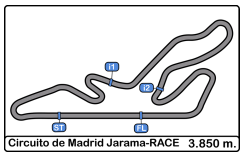

Circuito de Madrid Jarama - RACE
XI UV Endurance RACE Jarama
Carrera 8 horas resistencia
Análisis 5 Horas

Num	T. Vta.	Dif
Vta 1		
1	4:01:38.650	
2	4:01:38.932	00.282
17	4:01:41.045	02.395
5	4:01:58.022	19.372
15	4:01:58.178	19.528
18	4:01:59.642	20.992
23	4:01:59.715	21.065
10	4:02:10.084	31.434
21	4:02:30.708	52.058
51	4:02:43.510	1:04.860
7	4:02:44.587	1:05.937
8	4:02:50.521	1:11.871
13	4:02:54.081	1:15.431
19	4:02:54.550	1:15.900
9	4:02:55.637	1:16.987
22	4:02:55.851	1:17.201
4	4:02:57.524	1:18.874
11	4:03:04.545	1:25.895
43	4:03:22.910	1:44.260
Num	**T. Vta.**	**Dif**
Vta 2		
1	1:58.799	
2	1:59.344	00.827
16	4:03:42.698	1 Lap
25	4:03:43.109	1 Lap
20	4:03:43.339	1 Lap
5	1:59.654	20.227
18	2:04.259	26.452
15	2:07.797	28.526
23	2:09.395	31.661
79	4:04:12.225	1 Lap
10	2:07.396	40.031
21	2:03.829	57.088
7	1:57.918	1:05.056
19	1:59.024	1:16.125
51	2:10.217	1:16.278
13	2:00.956	1:17.588
9	2:01.244	1:19.432
4	1:59.586	1:19.661
22	2:02.583	1:20.985
11	2:02.915	1:30.011
43	2:10.089	1:55.550
Num	**T. Vta.**	**Dif**
Vta 3		
1	1:59.310	
2	1:58.711	00.228
6	4:05:38.263	2 Laps
16	2:08.665	1 Lap
20	2:10.190	1 Lap
14	4:05:55.939	2 Laps
25	2:13.631	1 Lap
5	1:59.470	20.387
18	2:03.889	31.031
23	2:08.375	40.726
79	2:06.286	1 Lap
10	2:07.930	48.651
17	4:50.093	1 Lap
21	2:03.919	1:01.697
7	1:58.806	1:04.552
19	1:58.242	1:15.057
13	1:59.261	1:17.539
9	2:02.578	1:22.700
22	2:03.222	1:24.897
51	2:11.983	1:28.951
11	2:02.045	1:32.746
Num	**T. Vta.**	**Dif**
Vta 4		
1	1:58.817	
2	1:58.919	00.330
43	2:08.778	1 Lap
5	2:01.897	23.467
16	2:08.993	1 Lap
20	2:09.853	1 Lap
15	4:00.714	1 Lap
18	2:03.589	35.803
25	2:15.218	1 Lap
8	5:21.737	2 Laps
79	2:04.520	1 Lap
23	2:08.803	50.712
10	2:08.150	57.984
7	1:59.947	1:05.682
21	2:04.359	1:07.239
19	1:58.281	1:14.521
17	2:19.175	1 Lap
13	1:59.872	1:18.594
9	2:01.275	1:25.158
93	4:09:02.106	3 Laps
22	2:03.330	1:29.410
11	2:05.240	1:39.169
51	2:10.552	1:40.686
Num	**T. Vta.**	**Dif**
Vta 5		
1	1:58.276	
2	1:58.490	00.544
43	2:06.240	1 Lap
5	1:59.521	24.712
16	2:08.475	1 Lap
20	2:09.554	1 Lap
18	2:03.850	41.377
79	2:04.464	1 Lap
23	2:10.233	1:02.669
4	5:39.887	2 Laps
7	1:59.053	1:06.459
10	2:09.020	1:08.728
21	2:04.149	1:13.112
19	1:58.616	1:14.861
9	2:01.788	1:28.670
22	2:02.818	1:33.952
17	2:18.486	1 Lap
93	2:09.109	3 Laps
11	2:02.085	1:42.978
51	2:09.836	1:52.246
Num	**T. Vta.**	**Dif**
Vta 6		
1	1:57.461	
2	1:57.550	00.633
43	2:06.498	1 Lap
5	1:59.705	26.956
16	2:10.249	1 Lap
18	2:04.728	48.644
20	2:09.973	1 Lap
79	2:02.580	1 Lap
7	1:59.130	1:08.128
25	4:32.342	2 Laps
6	7:07.070	4 Laps
19	1:59.228	1:16.628
23	2:11.661	1:16.869
10	2:08.850	1:20.117
14	7:04.036	4 Laps
9	2:02.102	1:33.311
22	2:02.562	1:39.053
93	2:08.297	3 Laps
11	2:02.913	1:48.430
17	2:18.041	1 Lap
Num	**T. Vta.**	**Dif**
Vta 7		
1	1:58.209	
2	1:57.887	00.311
51	2:10.382	1 Lap
5	2:00.204	28.951
43	2:07.574	1 Lap
8	6:01.282	4 Laps
18	2:04.266	54.701
16	2:09.476	1 Lap
20	2:09.478	1 Lap
79	2:02.610	1 Lap
13	5:41.125	2 Laps
7	1:59.337	1:09.256
6	1:59.200	4 Laps
19	1:58.385	1:16.804
23	2:09.769	1:28.429
10	2:06.699	1:28.607
9	2:01.673	1:36.775
14	2:10.293	4 Laps
22	2:02.428	1:43.272
11	2:02.782	1:53.003
93	2:07.377	3 Laps
Num	**T. Vta.**	**Dif**
Vta 8		
2	2:01.043	
15	7:29.197	4 Laps
21	4:55.375	2 Laps
17	2:16.730	2 Laps
51	2:09.125	1 Lap
5	1:59.282	26.879
43	2:05.343	1 Lap
8	2:01.309	4 Laps
18	2:04.713	58.060
16	2:07.841	1 Lap
79	2:04.094	1 Lap
7	1:58.502	1:06.404
20	2:09.571	1 Lap
6	1:57.700	4 Laps
19	1:57.942	1:13.392
10	2:06.784	1:34.037
23	2:09.290	1:36.365
9	2:00.974	1:36.395
22	2:02.735	1:44.653
14	2:08.979	4 Laps
11	2:01.726	1:53.375
Num	**T. Vta.**	**Dif**
Vta 9		
2	1:58.827	
93	2:07.714	4 Laps
15	2:14.131	4 Laps
51	2:10.779	1 Lap
5	2:00.463	28.515
17	2:16.234	2 Laps
4	7:28.368	5 Laps
43	2:04.980	1 Lap
8	2:00.901	4 Laps
18	2:04.451	1:03.684
7	1:57.752	1:05.329
79	2:03.098	1 Lap
19	1:59.244	1:13.809
1	5:20.832	1 Lap
16	2:14.007	1 Lap
6	2:08.909	4 Laps
20	2:09.620	1 Lap
9	2:01.978	1:39.546
10	2:08.389	1:43.599
23	2:08.796	1:46.334
22	2:02.980	1:48.806
14	2:07.360	4 Laps
11	2:02.599	1:57.147
Num	**T. Vta.**	**Dif**
Vta 10		
2	1:59.094	
93	2:07.374	4 Laps
15	2:12.264	4 Laps
51	2:10.742	1 Lap
4	2:02.230	5 Laps
17	2:15.548	2 Laps
5	2:17.556	46.977
8	2:00.848	4 Laps
43	2:07.186	1 Lap
25	7:43.344	5 Laps
7	1:58.730	1:04.965
18	2:05.007	1:09.597
79	2:02.802	1 Lap
19	1:59.257	1:13.972
6	1:58.231	4 Laps
16	2:10.553	1 Lap
9	2:01.065	1:41.517
10	2:06.757	1:51.262
22	2:02.761	1:52.473
23	2:09.039	1:56.279
Num	**T. Vta.**	**Dif**
Vta 11		
2	1:58.876	
13	6:53.889	5 Laps
11	2:03.242	1 Lap
14	2:06.787	5 Laps
93	2:07.502	4 Laps
4	2:01.476	5 Laps
15	2:12.063	4 Laps
8	2:00.414	4 Laps
51	2:09.920	1 Lap
21	6:38.230	4 Laps
43	2:05.986	1 Lap
17	2:14.559	2 Laps
7	1:59.648	1:05.737
19	1:59.287	1:14.383
18	2:06.151	1:16.872
79	2:03.185	1 Lap
6	1:57.467	4 Laps
25	2:26.471	5 Laps
16	2:09.820	1 Lap
9	2:01.366	1:44.007
22	2:04.266	1:57.863
Num	**T. Vta.**	**Dif**
Vta 12		
2	1:59.385	
10	2:07.209	1 Lap
11	2:03.759	1 Lap
23	2:10.149	1 Lap
13	2:07.605	5 Laps
14	2:05.385	5 Laps
20	4:58.598	3 Laps
93	2:14.409	4 Laps
4	2:01.093	5 Laps
8	1:59.757	4 Laps
15	2:11.391	4 Laps
51	2:08.989	1 Lap

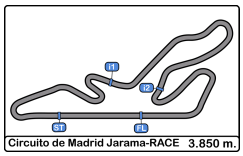

Circuito de Madrid Jarama - RACE
XI UV Endurance RACE Jarama
Carrera 8 horas resistencia
Análisis 5 Horas

Num	T. Vta.	Dif
21	2:09.697	4 Laps
43	2:05.694	1 Lap
7	1:58.038	1:04.390
1	5:47.278	3 Laps
19	1:58.562	1:13.560
6	1:58.380	4 Laps
17	2:16.233	2 Laps
79	2:04.525	1 Lap
18	2:08.169	1:25.656
5	4:49.178	1 Lap
9	2:02.582	1:47.204
25	2:22.633	5 Laps
16	2:09.089	1 Lap
Num	**T. Vta.**	**Dif**
Vta 13		
2	1:59.382	
22	2:03.443	1 Lap
10	2:06.271	1 Lap
11	2:02.117	1 Lap
13	2:06.278	5 Laps
14	2:06.262	5 Laps
23	2:09.861	1 Lap
4	2:02.207	5 Laps
93	2:09.294	4 Laps
8	1:58.928	4 Laps
7	1:58.895	1:03.903
51	2:09.823	1 Lap
1	1:58.527	3 Laps
19	1:58.489	1:12.667
21	2:09.136	4 Laps
15	2:13.934	4 Laps
43	2:09.523	1 Lap
6	1:57.657	4 Laps
79	2:03.799	1 Lap
17	2:12.453	2 Laps
18	2:06.643	1:32.917
5	2:01.313	1 Lap
9	2:01.273	1:49.095
Num	**T. Vta.**	**Dif**
Vta 14		
2	2:00.332	
16	2:10.589	2 Laps
22	2:02.437	1 Lap
11	2:03.166	1 Lap
10	2:06.899	1 Lap
25	2:30.370	6 Laps
13	2:04.520	5 Laps
14	2:05.852	5 Laps
23	2:08.042	1 Lap
4	2:01.162	5 Laps
8	1:59.036	4 Laps
93	2:08.165	4 Laps
7	1:58.962	1:02.533

Num	T. Vta.	Dif
1	1:56.847	3 Laps
19	1:58.076	1:10.411
6	1:57.880	4 Laps
51	2:10.894	1 Lap
43	2:05.986	1 Lap
21	2:08.349	4 Laps
15	2:11.887	4 Laps
79	2:02.016	1 Lap
17	2:11.504	2 Laps
5	2:04.581	1 Lap
9	2:00.729	1:49.492
Num	**T. Vta.**	**Dif**
Vta 15		
2	1:59.412	
22	2:02.033	1 Lap
11	2:01.812	1 Lap
16	2:10.512	2 Laps
10	2:06.346	1 Lap
13	2:04.547	5 Laps
14	2:05.715	5 Laps
23	2:08.448	1 Lap
25	2:23.344	6 Laps
4	2:01.391	5 Laps
8	2:00.606	4 Laps
20	6:26.956	5 Laps
7	1:58.398	1:01.519
93	2:07.486	4 Laps
1	1:56.642	3 Laps
19	1:57.077	1:08.076
6	1:56.892	4 Laps
43	2:05.256	1 Lap
21	2:08.646	4 Laps
51	2:11.693	1 Lap
79	2:03.106	1 Lap
15	2:10.725	4 Laps
18	4:09.760	1 Lap
5	2:02.375	1 Lap
9	2:01.123	1:51.203
17	2:11.459	2 Laps
Num	**T. Vta.**	**Dif**
Vta 16		
2	1:59.136	
22	2:02.537	1 Lap
11	2:01.627	1 Lap
16	2:09.980	2 Laps
10	2:05.899	1 Lap
13	2:04.068	5 Laps
14	2:06.831	5 Laps
23	2:07.639	1 Lap
4	2:00.919	5 Laps
8	2:00.586	4 Laps
7	1:58.251	1:00.634
20	2:09.016	5 Laps

Num	T. Vta.	Dif
1	1:57.259	3 Laps
19	1:58.220	1:07.160
6	1:58.056	4 Laps
25	2:26.750	6 Laps
93	2:08.703	4 Laps
21	2:06.107	4 Laps
79	2:03.642	1 Lap
51	2:09.582	1 Lap
15	2:10.626	4 Laps
5	2:00.620	1 Lap
9	2:01.152	1:53.219
17	2:12.501	2 Laps
22	2:02.800	2:13.466
11	2:01.905	2:19.158
43	2:53.919	1 Lap
10	2:06.698	2:34.061
16	2:08.707	1 Lap
13	2:04.342	4 Laps
14	2:07.067	4 Laps
8	1:59.597	3 Laps
23	2:08.042	2:51.937
4	2:01.785	4 Laps
Num	**T. Vta.**	**Dif**
Vta 17		
7	1:57.058	
1	1:56.682	3 Laps
19	1:58.071	07.539
6	1:57.112	4 Laps
20	2:08.089	5 Laps
93	2:08.031	4 Laps
25	2:23.700	6 Laps
79	2:01.991	1 Lap
21	2:05.662	4 Laps
51	2:09.016	1 Lap
9	2:00.620	56.147
15	2:12.194	4 Laps
22	2:02.789	1:18.563
17	2:10.652	2 Laps
11	2:01.427	1:22.893
10	2:05.140	1:41.509
13	2:04.445	4 Laps
2	4:44.542	1:46.850
16	2:10.884	1 Lap
8	1:58.916	3 Laps
4	2:01.867	4 Laps
Num	**T. Vta.**	**Dif**
Vta 18		
7	1:58.524	
1	1:58.713	3 Laps
14	2:12.587	5 Laps
23	2:08.729	1 Lap
19	1:58.447	07.462
6	1:56.898	4 Laps

Num	T. Vta.	Dif
20	2:07.427	5 Laps
93	2:08.427	4 Laps
79	2:02.595	1 Lap
21	2:06.111	4 Laps
9	2:03.357	1:00.980
51	2:10.811	1 Lap
25	2:27.363	6 Laps
15	2:11.635	4 Laps
5	4:30.311	2 Laps
22	2:02.962	1:23.001
11	2:01.247	1:25.616
17	2:09.339	2 Laps
13	2:04.000	4 Laps
10	2:05.419	1:48.404
8	1:59.289	3 Laps
4	2:02.471	4 Laps
1	1:59.934	2 Laps
6	1:58.048	3 Laps
Num	**T. Vta.**	**Dif**
Vta 19		
19	1:59.217	
14	2:10.914	5 Laps
23	2:09.992	1 Lap
7	2:15.923	09.244
20	2:07.726	5 Laps
18	7:40.473	4 Laps
93	2:07.790	4 Laps
79	2:02.369	1 Lap
21	2:04.730	4 Laps
9	2:01.199	55.500
51	2:10.317	1 Lap
22	2:03.256	1:19.578
15	2:11.424	4 Laps
11	2:01.759	1:20.696
25	2:25.450	6 Laps
17	2:09.145	2 Laps
8	1:59.403	3 Laps
13	2:04.712	4 Laps
10	2:04.827	1:46.552
1	1:57.986	2 Laps
4	2:00.607	4 Laps
6	1:56.354	3 Laps
Num	**T. Vta.**	**Dif**
Vta 20		
19	1:57.460	
7	2:00.315	12.099
14	2:08.538	5 Laps
23	2:09.820	1 Lap
20	2:08.777	5 Laps
93	2:08.219	4 Laps
79	2:02.047	1 Lap
21	2:04.894	4 Laps
9	2:01.072	59.112

Num	T. Vta.	Dif
51	2:09.741	1 Lap
22	2:02.650	1:24.768
11	2:02.136	1:25.372
16	5:45.440	3 Laps
15	2:11.321	4 Laps
8	1:59.983	3 Laps
17	2:11.325	2 Laps
13	2:03.360	4 Laps
1	1:58.533	2 Laps
10	2:05.173	1:54.265
25	2:27.311	6 Laps
4	1:59.851	4 Laps
6	1:58.394	3 Laps
Num	**T. Vta.**	**Dif**
Vta 21		
19	1:57.218	
2	6:15.794	3 Laps
14	2:07.328	5 Laps
23	2:08.751	1 Lap
20	2:07.433	5 Laps
79	2:02.330	1 Lap
93	2:10.944	4 Laps
9	2:01.558	1:03.452
21	2:04.150	4 Laps
11	2:02.562	1:30.716
51	2:11.059	1 Lap
15	2:10.466	4 Laps
8	1:59.254	3 Laps
1	1:57.856	2 Laps
6	1:58.126	3 Laps
Num	**T. Vta.**	**Dif**
Vta 22		
19	1:58.811	
13	2:05.754	5 Laps
4	2:02.846	5 Laps
2	2:00.033	3 Laps
10	2:07.595	1 Lap
17	2:15.961	3 Laps
5	6:51.685	5 Laps
25	2:24.968	7 Laps
14	2:06.979	5 Laps
23	2:08.238	1 Lap
20	2:08.219	5 Laps
79	2:02.585	1 Lap
9	2:01.429	1:06.070
93	2:08.877	4 Laps
21	2:03.263	4 Laps
7	4:58.532	1 Lap
11	2:01.533	1:33.438
51	2:10.200	1 Lap
8	1:59.465	3 Laps
1	1:56.924	2 Laps
6	1:57.790	3 Laps

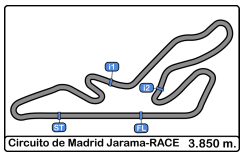

Circuito de Madrid Jarama - RACE

XI UV Endurance RACE Jarama

Carrera 8 horas resistencia

Análisis 5 Horas

Num	T. Vta.	Dif
Vta 23		
19	1:57.737	
2	1:56.809	3 Laps
15	2:13.073	5 Laps
4	2:01.681	5 Laps
13	2:05.706	5 Laps
10	2:05.346	1 Lap
17	2:08.318	3 Laps
22	4:48.851	2 Laps
5	2:05.036	5 Laps
14	2:07.041	5 Laps
25	2:22.435	7 Laps
23	2:07.925	1 Lap
79	2:02.823	1 Lap
20	2:08.551	5 Laps
21	2:04.617	4 Laps
9	2:08.982	1:17.315
93	2:10.697	4 Laps
8	1:59.307	3 Laps
1	1:57.731	2 Laps
6	1:56.551	3 Laps
Num	**T. Vta.**	**Dif**
Vta 24		
19	1:57.896	
2	1:56.494	3 Laps
51	2:11.556	2 Laps
4	2:00.296	5 Laps
13	2:02.277	5 Laps
15	2:10.875	5 Laps
10	2:04.104	1 Lap
5	2:05.036	5 Laps
17	2:09.514	3 Laps
14	2:07.593	5 Laps
23	2:08.399	1 Lap
79	2:02.874	1 Lap
20	2:07.819	5 Laps
25	2:22.352	7 Laps
9	2:02.664	1:22.083
21	2:03.985	4 Laps
93	2:08.603	4 Laps
1	1:57.345	2 Laps
8	1:59.947	3 Laps
6	1:57.507	3 Laps
Num	**T. Vta.**	**Dif**
Vta 25		
19	1:57.741	
2	1:56.568	3 Laps
4	2:00.163	5 Laps
51	2:09.884	2 Laps
13	2:02.971	5 Laps
10	2:06.239	1 Lap
15	2:12.366	5 Laps
5	2:05.110	5 Laps
17	2:07.927	3 Laps
3	4:51:15.328	24 Laps
14	2:07.221	5 Laps
79	2:03.070	1 Lap
23	2:09.395	1 Lap
11	5:33.584	2 Laps
20	2:08.745	5 Laps
9	2:02.092	1:26.434
21	2:02.542	4 Laps
25	2:22.635	7 Laps
93	2:09.009	4 Laps
1	1:57.351	2 Laps
6	1:57.396	3 Laps
8	1:59.837	3 Laps
2	1:56.889	2 Laps
7	6:50.643	3 Laps
4	2:01.500	4 Laps
13	2:02.979	4 Laps
51	2:09.207	1 Lap
10	2:06.308	2:34.454
5	2:07.269	4 Laps
15	2:13.321	4 Laps
17	2:07.281	2 Laps
22	6:28.259	3 Laps
14	2:10.220	4 Laps
79	2:03.477	3:14.035
23	2:10.896	3:24.324
Num	**T. Vta.**	**Dif**
Vta 26		
9	2:01.563	
21	2:03.444	4 Laps
20	2:09.415	5 Laps
1	1:59.547	2 Laps
6	1:58.697	3 Laps
93	2:10.496	4 Laps
8	2:00.058	3 Laps
2	1:59.170	2 Laps
25	2:25.211	7 Laps
7	2:00.264	3 Laps
4	2:02.229	4 Laps
16	12:43.528	8 Laps
13	2:03.495	4 Laps
51	2:14.531	1 Lap
10	2:06.823	1:13.280
5	2:04.401	4 Laps
22	2:02.951	3 Laps
15	2:14.168	4 Laps
17	2:10.628	2 Laps
79	2:02.604	1:48.642
19	5:18.058	1:50.061
14	2:07.370	4 Laps
Num	**T. Vta.**	**Dif**
Vta 27		
9	2:01.606	
23	2:09.913	1 Lap
21	2:03.798	4 Laps
20	2:07.474	5 Laps
1	1:59.818	2 Laps
6	1:57.614	3 Laps
2	1:59.048	2 Laps
8	2:00.885	3 Laps
93	2:09.860	4 Laps
7	1:59.632	3 Laps
4	2:01.619	4 Laps
25	2:21.058	7 Laps
13	2:02.404	4 Laps
16	2:18.912	8 Laps
10	2:06.510	1:18.184
51	2:12.381	1 Lap
5	2:04.452	4 Laps
22	2:02.078	3 Laps
15	2:13.101	4 Laps
17	2:13.604	2 Laps
79	2:03.452	1:50.488
14	2:07.597	4 Laps
Num	**T. Vta.**	**Dif**
Vta 28		
9	2:01.200	
21	2:02.657	4 Laps
23	2:09.128	1 Lap
1	1:58.492	2 Laps
20	2:08.026	5 Laps
6	1:57.870	3 Laps
2	1:57.587	2 Laps
8	1:58.953	3 Laps
7	1:59.438	3 Laps
93	2:09.459	4 Laps
4	2:00.232	4 Laps
13	2:02.294	4 Laps
25	2:20.922	7 Laps
10	2:05.831	1:22.815
5	2:04.111	4 Laps
22	2:01.665	3 Laps
16	2:17.258	8 Laps
51	2:09.990	1 Lap
17	2:08.947	2 Laps
79	2:02.898	1:52.186
15	2:12.868	4 Laps
Num	**T. Vta.**	**Dif**
Vta 29		
9	2:01.542	
14	2:08.280	5 Laps
21	2:03.325	4 Laps
6	1:56.698	3 Laps
1	2:02.968	2 Laps
2	1:58.927	2 Laps
23	2:09.951	1 Lap
8	1:59.811	3 Laps
20	2:08.534	5 Laps
7	2:00.743	3 Laps
4	2:01.222	4 Laps
93	2:08.879	4 Laps
13	2:02.637	4 Laps
10	2:07.069	1:28.342
22	2:01.755	3 Laps
5	2:05.490	4 Laps
25	2:22.561	7 Laps
51	2:10.476	1 Lap
16	2:14.929	8 Laps
17	2:09.898	2 Laps
Num	**T. Vta.**	**Dif**
Vta 30		
9	2:01.095	
15	2:10.909	5 Laps
14	2:06.679	5 Laps
6	1:58.187	3 Laps
21	2:03.453	4 Laps
19	6:27.450	3 Laps

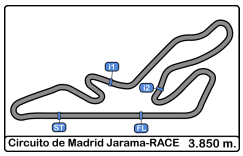

Circuito de Madrid Jarama - RACE

XI UV Endurance RACE Jarama

Carrera 8 horas resistencia

Mejores Sectores 5 Horas

	Sector - 1			Sector - 2			Sector - 3			Vuelta Ideal vs Mejor Vuelta					
Clas	Nº	Equipo	Tiempo	Nº	Equipo	Tiempo	Nº	Equipo	Tiempo	Clas	Nº	Equipo	Vta. Ideal	Mejor Vta.	Clas
1	19	FERNANDO NAVARRETE	43.968	6	GLOBAL CAR ADVISOR	38.419	19	FERNANDO NAVARRETE	32.254	1	19	FERNANDO NAVARRETE	1:54.949	1:55.145	1
2	2	BOYACA SPORT TEAM	44.508	19	FERNANDO NAVARRETE	38.727	2	BOYACA SPORT TEAM	32.425	2	6	GLOBAL CAR ADVISOR	1:55.657	1:56.354	2
3	1	RRO RACING	44.592	2	BOYACA SPORT TEAM	38.852	6	GLOBAL CAR ADVISOR	32.532	3	2	BOYACA SPORT TEAM	1:55.785	1:56.494	3
4	6	GLOBAL CAR ADVISOR	44.706	1	RRO RACING	38.872	1	RRO RACING	32.607	4	1	RRO RACING	1:56.071	1:56.642	4
5	7	JDM MOTOR 2	44.795	7	JDM MOTOR 2	39.059	7	JDM MOTOR 2	32.654	5	7	JDM MOTOR 2	1:56.508	1:56.940	5
6	8	JDM MOTOR 1	44.896	4	M&M RACING TEAM	39.115	4	M&M RACING TEAM	32.735	6	4	M&M RACING TEAM	1:56.866	1:57.270	6
7	4	M&M RACING TEAM	45.016	5	NO BRAIN TEAM	39.148	8	JDM MOTOR 1	33.011	7	8	JDM MOTOR 1	1:57.330	1:57.815	7
8	12	4 TEAM	45.381	8	JDM MOTOR 1	39.423	9	PUNTAL PRODUCTIONS	33.061	8	5	NO BRAIN TEAM	1:57.831	1:58.038	8
9	5	NO BRAIN TEAM	45.451	9	PUNTAL PRODUCTIONS	39.451	13	ASAP RACING	33.220	9	9	PUNTAL PRODUCTIONS	1:58.220	1:58.618	9
10	9	PUNTAL PRODUCTIONS	45.708	13	ASAP RACING	39.562	12	4 TEAM	33.228	10	12	4 TEAM	1:58.345	1:58.633	10
11	13	ASAP RACING	45.714	12	4 TEAM	39.736	5	NO BRAIN TEAM	33.232	11	13	ASAP RACING	1:58.496	1:59.220	11
12	22	TECSPORT - OLIMPIA	46.122	79	DE AUGUSTO CARRERAS	40.204	22	TECSPORT - OLIMPIA	33.797	12	22	TECSPORT - OLIMPIA	2:00.236	2:00.236	12
13	24	M BOSS RACING	46.256	22	TECSPORT - OLIMPIA	40.317	79	DE AUGUSTO CARRERAS	33.871	13	79	DE AUGUSTO CARRERAS	2:00.383	2:00.806	13
14	79	DE AUGUSTO CARRERAS	46.308	11	RR2 MOTORSPORT	40.471	21	DHR	33.886	14	11	RR2 MOTORSPORT	2:00.976	2:01.247	14
15	11	RR2 MOTORSPORT	46.337	17	EMAN EGURRE	40.654	24	M BOSS RACING	34.037	15	24	M BOSS RACING	2:01.186	2:01.784	15
16	21	DHR	46.688	21	DHR	40.887	11	RR2 MOTORSPORT	34.168	16	21	DHR	2:01.461	2:02.151	16
17	10	PRIMERA TEAM	46.827	24	M BOSS RACING	40.893	10	PRIMERA TEAM	34.260	17	17	EMAN EGURRE	2:01.915	2:02.262	17
18	17	EMAN EGURRE	46.893	10	PRIMERA TEAM	40.924	17	EMAN EGURRE	34.368	18	10	PRIMERA TEAM	2:02.011	2:02.371	18
19	43	IMARTI MOTORSPORT	46.943	18	PURA PASION	41.064	18	PURA PASION	34.415	19	43	IMARTI MOTORSPORT	2:02.499	2:02.865	19
20	18	PURA PASION	47.196	43	IMARTI MOTORSPORT	41.140	43	IMARTI MOTORSPORT	34.416	20	18	PURA PASION	2:02.675	2:02.956	20
21	20	EFICAR TEAM SAXO	47.514	20	EFICAR TEAM SAXO	42.017	14	E-PERFORMANCE	34.683	21	20	EFICAR TEAM SAXO	2:04.419	2:04.455	21
22	14	E-PERFORMANCE	47.595	14	E-PERFORMANCE	42.183	20	EFICAR TEAM SAXO	34.888	22	14	E-PERFORMANCE	2:04.461	2:04.964	22
23	3	COIMBRA SAYAGO	47.732	3	COIMBRA SAYAGO	42.485	16	SAAB ENDURANCE RACING SOCIETY	35.115	23	3	COIMBRA SAYAGO	2:05.336	2:05.649	23
24	16	SAAB ENDURANCE RACING SOCIETY	47.936	16	SAAB ENDURANCE RACING SOCIETY	42.566	3	COIMBRA SAYAGO	35.119	24	16	SAAB ENDURANCE RACING SOCIETY	2:05.617	2:06.172	24
25	15	BOYACA SAXO	48.129	93	GPLOIL-CKC	42.702	15	BOYACA SAXO	35.299	25	15	BOYACA SAXO	2:06.133	2:06.347	25
26	93	GPLOIL-CKC	48.301	15	BOYACA SAXO	42.705	93	GPLOIL-CKC	35.380	26	93	GPLOIL-CKC	2:06.383	2:06.531	26
27	23	RIGA SAXO	48.449	23	RIGA SAXO	42.708	23	RIGA SAXO	35.554	27	23	RIGA SAXO	2:06.711	2:07.519	27
28	51	AUTOCODE TORREJON	48.790	51	AUTOCODE TORREJON	43.242	51	AUTOCODE TORREJON	35.687	28	51	AUTOCODE TORREJON	2:07.719	2:08.107	28
29	25	AMAZON SPORT	49.855	25	AMAZON SPORT	45.011	25	AMAZON SPORT	36.986	29	25	AMAZON SPORT	2:11.852	2:13.631	29

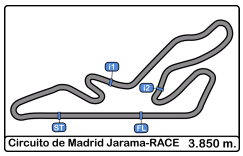

Circuito de Madrid Jarama - RACE

XI UV Endurance RACE Jarama

Carrera 8 horas resistencia

Secuencia Líder 5 Horas

Nº	Equipo	Concursante	Vehiculo	Cat	V.Inici	V. Fin	Vtas	Total
2	BOYACA SPORT TEAM	VSR MOTORSPORT	BMW 325	3	1	**4**	4	4
19	FERNANDO NAVARRETE	ULTIMA VUELTA	BMW 325I	3	5	**25**	21	21
1	RRO RACING	VSR MOTORSPORT	BMW 325	3	26	**31**	6	6
8	JDM MOTOR 1	ULTIMA VUELTA	BMW 325	3	32	**39**	8	8
7	JDM MOTOR 2	ULTIMA VUELTA	BMW E36	3	40	**48**	9	9
4	M&M RACING TEAM	ESCUDERIA CENTRO	BMW 325	3	49	**50**	2	2
2	BOYACA SPORT TEAM	VSR MOTORSPORT	BMW 325	3	51	**61**	11	15
1	RRO RACING	VSR MOTORSPORT	BMW 325	3	62	**71**	10	16
8	JDM MOTOR 1	ULTIMA VUELTA	BMW 325	3	72	**80**	9	17
1	RRO RACING	VSR MOTORSPORT	BMW 325	3	81	**119**	39	55
2	BOYACA SPORT TEAM	VSR MOTORSPORT	BMW 325	3	120	**128**	9	24
1	RRO RACING	VSR MOTORSPORT	BMW 325	3	129	**140**	12	67

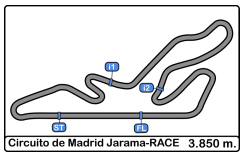

Circuito de Madrid Jarama - RACE

XI UV Endurance RACE Jarama

Carrera 8 horas resistencia

5 Mejores Tiempos 5 Horas

						Mejor 1		Mejor 2		Mejor 3		Mejor 4		Mejor 5	
Clas	**Nº**	**Equipo**	**Concursante**	**Vehiculo**	**Cat**	**Tiempo**	**Vta.**	**Tiempo**	**Vta.**	**Tiempo**	**Vta.**	**Tiempo**	**Vta.**	**Tiempo**	**Vta.**
1	**19**	FERNANDO NAVARRETE	ULTIMA VUELTA	BMW 325I	3	**1:55.145**	4	1:55.210	5	1:55.717	36	1:55.789	6	1:55.925	3
2	**6**	GLOBAL CAR ADVISOR	ULTIMA VUELTA	BMW 325	3	**1:56.354**	118	1:56.439	16	1:56.454	28	1:56.483	15	1:56.551	122
3	**2**	BOYACA SPORT TEAM	VSR MOTORSPORT	BMW 325	3	**1:56.494**	132	1:56.568	133	1:56.809	131	1:56.889	134	1:57.535	13
4	**1**	RRO RACING	VSR MOTORSPORT	BMW 325	3	**1:56.642**	124	1:56.682	126	1:56.847	123	1:56.888	102	1:56.924	132
5	**7**	JDM MOTOR 2	ULTIMA VUELTA	BMW E36	3	**1:56.940**	41	1:57.058	125	1:57.291	39	1:57.328	43	1:57.640	44
6	**4**	M&M RACING TEAM	ESCUDERIA CENTRO	BMW 325	3	**1:57.270**	108	1:57.457	106	1:57.566	16	1:57.578	17	1:57.646	24
7	**8**	JDM MOTOR 1	ULTIMA VUELTA	BMW 325	3	**1:57.815**	18	1:57.944	22	1:58.004	9	1:58.062	8	1:58.076	5
8	**5**	NO BRAIN TEAM	ULTIMA VUELTA	BMW 325	3	**1:58.038**	19	1:58.861	24	1:58.917	20	1:58.922	17	1:59.123	22
9	**9**	PUNTAL PRODUCTIONS	MADRID HISTORICOS	BMW 325I	3	**1:58.618**	51	1:58.728	53	1:59.117	73	1:59.224	64	1:59.321	65
10	**12**	4 TEAM	JORGE RAMIREZ FERNANDEZ	BMW 318	2	**1:58.633**	20	1:58.663	12	1:58.985	18	1:59.077	10	1:59.098	13
11	**13**	ASAP RACING	ANDRES SANCHEZ PEREZ	HONDA CIVIC	1	**1:59.220**	112	1:59.261	115	1:59.263	107	1:59.278	75	1:59.568	92
12	**22**	TECSPORT - OLIMPIA	ULTIMA VUELTA	V. GOLF	2	**2:00.236**	40	2:01.170	20	2:01.245	28	2:01.367	38	2:01.399	22
13	**79**	DE AUGUSTO CARRERAS	C.D. QUINTANO SPORT	BMW 325I	3	**2:00.806**	89	2:00.888	81	2:00.930	93	2:01.137	84	2:01.253	77
14	**11**	RR2 MOTORSPORT	ESCUDERIA MEDITERRANEO DE ALICANTE	V. GOLF	2	**2:01.247**	117	2:01.427	116	2:01.533	121	2:01.627	114	2:01.636	13
15	**24**	M BOSS RACING	ESCUDERIA 1000 LAGOS	V. GOLF	2	**2:01.784**	4	2:02.026	14	2:02.090	8	2:02.116	6	2:02.170	13
16	**21**	DHR	ULTIMA VUELTA	NISSAN SUNY	2	**2:02.151**	3	2:02.517	2	2:02.542	130	2:02.657	133	2:02.806	11
17	**17**	EMAN EGURRE	EMAN EGURRE	BMW 325I	3	**2:02.262**	5	2:02.363	44	2:02.414	38	2:02.521	37	2:02.525	22
18	**10**	PRIMERA TEAM	EFICAR TEAM	NISSAN PRIMERA	2	**2:02.371**	6	2:02.403	5	2:02.878	4	2:02.888	8	2:03.004	9
19	**43**	IMARTI MOTORSPORT	ESCUDERIA CERRO NEGRO	HONDA CIVIC	1	**2:02.865**	37	2:03.370	36	2:03.526	12	2:03.604	21	2:03.677	13
20	**18**	PURA PASION	VICENTE GABRIEL VALLES	AUDI TT	3	**2:02.956**	88	2:03.207	83	2:03.319	24	2:03.553	23	2:03.589	79
21	**20**	EFICAR TEAM SAXO	EFICAR TEAM	SAXO	SAXO	**2:04.455**	38	2:04.706	6	2:04.877	5	2:04.966	56	2:05.145	39
22	**14**	E-PERFORMANCE	ULTIMA VUELTA	HONDA CIVIC	1	**2:04.964**	6	2:05.058	38	2:05.085	3	2:05.099	24	2:05.370	25
23	**3**	COIMBRA SAYAGO	ULTIMA VUELTA	SAXO	SAXO	**2:05.649**	28	2:05.673	23	2:05.683	36	2:05.801	19	2:05.836	16
24	**16**	SAAB ENDURANCE RACING SOCIETY	ESCUDERIA 1000 LAGOS	SAAB 900I	2	**2:06.172**	15	2:06.285	16	2:06.667	21	2:06.746	25	2:06.753	19
25	**15**	BOYACA SAXO	VSR MOTORSPORT	SAXO	SAXO	**2:06.347**	40	2:06.386	52	2:06.442	64	2:06.560	58	2:06.706	61
26	**93**	GPLOIL-CKC	ATKMOTORSPORT MADRID	SUZUKI SWIFT	1	**2:06.531**	18	2:06.936	28	2:07.065	15	2:07.076	9	2:07.105	22
27	**23**	RIGA SAXO	RASANTE SPORT	SAXO	SAXO	**2:07.519**	13	2:07.639	117	2:07.682	16	2:07.723	6	2:07.785	47
28	**51**	AUTOCODE TORREJON	ESCUDERIA CENTRO	SAXO	SAXO	**2:08.107**	86	2:08.143	93	2:08.158	85	2:08.192	70	2:08.250	81
29	**25**	AMAZON SPORT	AECD	V. GOLF	2	**2:13.631**	71	2:14.239	58	2:14.801	26	2:14.841	55	2:14.845	29

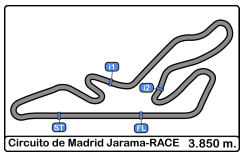

Circuito de Madrid Jarama - RACE

XI UV Endurance RACE Jarama

Carrera 8 horas resistencia

5 Mejores Velocidades 5 Horas

						Máxima 1		Máxima 2		Máxima 3		Máxima 4		Máxima 5		
Clas	Nº	Equipo	Concursante	Vehiculo	Cat	Km/h	Vta.	Km/h	Vta.	Km/h	Vta.	Km/h	Vta.	Km/h	Vta.	Media
1	4	M&M RACING TEAM	ESCUDERIA CENTRO	BMW 325	3	**203.0**	38	199.6	20	196.7	29	196.7	40	196.7	43	198.5
2	19	FERNANDO NAVARRETE	ULTIMA VUELTA	BMW 325I	3	**203.0**	25	200.7	4	200.3	35	198.1	3	196.7	6	199.8
3	7	JDM MOTOR 2	ULTIMA VUELTA	BMW E36	3	**201.8**	31	200.0	5	199.2	98	198.8	22	198.1	29	199.6
4	9	PUNTAL PRODUCTIONS	MADRID HISTORICOS	BMW 325I	3	**199.2**	37	198.1	30	198.1	36	197.8	107	196.7	19	198.0
5	17	EMAN EGURRE	EMAN EGURRE	BMW 325I	3	**197.8**	6	197.8	10	195.6	9	195.6	16	195.6	19	196.5
6	6	GLOBAL CAR ADVISOR	ULTIMA VUELTA	BMW 325	3	**197.0**	54	196.3	51	194.9	15	194.9	45	194.9	61	195.6
7	12	4 TEAM	JORGE RAMIREZ FERNANDEZ	BMW 318	2	**197.0**	20	197.0	23	196.3	19	196.0	14	196.0	16	196.5
8	79	DE AUGUSTO CARRERAS	C.D. QUINTANO SPORT	BMW 325I	3	**197.0**	28	196.0	61	194.5	49	194.5	94	194.5	116	195.3
9	1	RRO RACING	VSR MOTORSPORT	BMW 325	3	**196.3**	103	196.0	62	196.0	101	195.6	102	195.6	107	195.9
10	13	ASAP RACING	ANDRES SANCHEZ PEREZ	HONDA CIVIC	1	**195.2**	17	194.5	8	194.2	19	194.2	48	193.8	9	194.4
11	2	BOYACA SPORT TEAM	VSR MOTORSPORT	BMW 325	3	**193.8**	132	192.1	66	191.4	138	187.5	71	185.5	109	190.1
12	5	NO BRAIN TEAM	ULTIMA VUELTA	BMW 325	3	**193.5**	24	192.1	19	191.8	21	191.4	20	190.4	17	191.9
13	8	JDM MOTOR 1	ULTIMA VUELTA	BMW 325	3	**192.8**	74	192.5	103	192.1	6	191.8	5	191.1	4	192.1
14	11	RR2 MOTORSPORT	ESCUDERIA MEDITERRANEO DE ALICANTE	V. GOLF	2	**191.1**	71	190.4	94	189.8	46	189.8	95	189.8	102	190.2
15	24	M BOSS RACING	ESCUDERIA 1000 LAGOS	V. GOLF	2	**191.1**	6	190.8	22	190.4	23	189.1	20	189.1	21	190.1
16	22	TECSPORT - OLIMPIA	ULTIMA VUELTA	V. GOLF	2	**190.8**	40	190.4	20	190.4	39	189.4	38	188.8	22	190.0
17	21	DHR	ULTIMA VUELTA	NISSAN SUNY	2	**187.8**	50	186.5	9	186.5	53	185.2	3	185.2	11	186.2
18	43	IMARTI MOTORSPORT	ESCUDERIA CERRO NEGRO	HONDA CIVIC	1	**186.5**	38	181.8	81	181.8	118	180.9	4	180.6	21	182.3
19	10	PRIMERA TEAM	EFICAR TEAM	NISSAN PRIMERA	2	**183.3**	13	183.0	12	182.7	9	182.4	6	182.1	4	182.7
20	18	PURA PASION	VICENTE GABRIEL VALLES	AUDI TT	3	**182.7**	91	182.4	83	181.8	69	181.8	76	181.2	81	182.0
21	20	EFICAR TEAM SAXO	EFICAR TEAM	SAXO	SAXO	**181.2**	3	180.0	2	178.2	37	177.6	4	176.1	38	178.6
22	14	E-PERFORMANCE	ULTIMA VUELTA	HONDA CIVIC	1	**179.7**	5	179.4	3	179.1	83	178.5	49	178.2	18	178.9
23	16	SAAB ENDURANCE RACING SOCIETY	ESCUDERIA 1000 LAGOS	SAAB 900I	2	**179.4**	3	178.2	4	178.2	15	176.7	24	175.8	2	177.6
24	3	COIMBRA SAYAGO	ULTIMA VUELTA	SAXO	SAXO	**177.6**	3	176.1	5	176.1	6	176.1	16	175.8	2	176.4
25	93	GPLOIL-CKC	ATKMOTORSPORT MADRID	SUZUKI SWIFT	1	**176.4**	22	175.6	14	175.6	27	175.6	28	175.6	36	175.7
26	23	RIGA SAXO	RASANTE SPORT	SAXO	SAXO	**176.1**	37	175.0	2	174.7	54	174.4	13	174.4	15	174.9
27	51	AUTOCODE TORREJON	ESCUDERIA CENTRO	SAXO	SAXO	**176.1**	84	175.6	96	175.0	75	173.6	15	173.3	60	174.7
28	15	BOYACA SAXO	VSR MOTORSPORT	SAXO	SAXO	**175.0**	64	175.0	65	174.1	40	173.3	50	173.3	51	174.1
29	25	AMAZON SPORT	AECD	V. GOLF	2	**173.9**	65	173.6	56	172.5	40	171.7	48	171.4	39	172.6

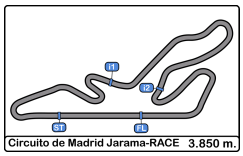

Circuito de Madrid Jarama - RACE

XI UV Endurance RACE Jarama

Carrera 8 horas resistencia

Secuencia Vueltas Rápidas 5 Horas

Vta	Hora Día	T Sesion	Nº	Equipo	Concursante	Vehiculo	Cat	TIempo	Km/h
2	13:10:08.032	4:01.032	**2**	BOYACA SPORT TEAM	VSR MOTORSPORT	BMW 325	3	**1:58.129**	117.3
2	13:10:16.491	4:09.491	**19**	FERNANDO NAVARRETE	ULTIMA VUELTA	BMW 325I	3	**1:56.457**	119.0
3	13:12:12.416	6:05.416	**19**	FERNANDO NAVARRETE	ULTIMA VUELTA	BMW 325I	3	**1:55.925**	119.5
4	13:14:07.561	8:00.561	**19**	FERNANDO NAVARRETE	ULTIMA VUELTA	BMW 325I	3	**1:55.145**	120.3

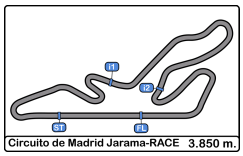

Circuito de Madrid Jarama - RACE

XI UV Endurance RACE Jarama

Carrera 8 horas resistencia

Mejor Máxima Velocidad del Evento 5 Horas

Cls	Nº	Equipo	Concursante	Vehiculo	Cat	Km/h	Sesión
1	**19**	FERNANDO NAVARRETE	ULTIMA VUELTA	BMW 325I	3	**203.0**	Carrera 8 horas resistencia
2	**4**	M&M RACING TEAM	ESCUDERIA CENTRO	BMW 325	3	**203.0**	Carrera 8 horas resistencia
3	**7**	JDM MOTOR 2	ULTIMA VUELTA	BMW E36	3	**201.8**	Carrera 8 horas resistencia
4	**2**	BOYACA SPORT TEAM	VSR MOTORSPORT	BMW 325	3	**201.4**	Entrenamiento cronometrado
5	**9**	PUNTAL PRODUCTIONS	MADRID HISTORICOS	BMW 325I	3	**199.2**	Carrera 8 horas resistencia
6	**17**	EMAN EGURRE	EMAN EGURRE	BMW 325I	3	**197.8**	Carrera 8 horas resistencia
7	**12**	4 TEAM	JORGE RAMIREZ FERNANDEZ	BMW 318	2	**197.0**	Carrera 8 horas resistencia
8	**79**	DE AUGUSTO CARRERAS	C.D. QUINTANO SPORT	BMW 325I	3	**197.0**	Carrera 8 horas resistencia
9	**6**	GLOBAL CAR ADVISOR	ULTIMA VUELTA	BMW 325	3	**197.0**	Carrera 8 horas resistencia
10	**13**	ASAP RACING	ANDRES SANCHEZ PEREZ	HONDA CIVIC	1	**196.3**	Entrenamiento cronometrado
11	**1**	RRO RACING	VSR MOTORSPORT	BMW 325	3	**196.3**	Carrera 8 horas resistencia
12	**5**	NO BRAIN TEAM	ULTIMA VUELTA	BMW 325	3	**193.5**	Carrera 8 horas resistencia
13	**8**	JDM MOTOR 1	ULTIMA VUELTA	BMW 325	3	**193.2**	Entrenamiento Libre
14	**24**	M BOSS RACING	ESCUDERIA 1000 LAGOS	V. GOLF	2	**192.8**	Entrenamiento cronometrado
15	**11**	RR2 MOTORSPORT	ESCUDERIA MEDITERRANEO DE ALICANTE	V. GOLF	2	**191.1**	Carrera 8 horas resistencia
16	**22**	TECSPORT - OLIMPIA	ULTIMA VUELTA	V. GOLF	2	**190.8**	Carrera 8 horas resistencia
17	**21**	DHR	ULTIMA VUELTA	NISSAN SUNY	2	**187.8**	Carrera 8 horas resistencia
18	**43**	IMARTI MOTORSPORT	ESCUDERIA CERRO NEGRO	HONDA CIVIC	1	**186.5**	Carrera 8 horas resistencia
19	**10**	PRIMERA TEAM	EFICAR TEAM	NISSAN PRIMERA	2	**183.9**	Entrenamiento cronometrado
20	**18**	PURA PASION	VICENTE GABRIEL VALLES	AUDI TT	3	**182.7**	Carrera 8 horas resistencia
21	**20**	EFICAR TEAM SAXO	EFICAR TEAM	SAXO	SAXO	**181.2**	Carrera 8 horas resistencia
22	**14**	E-PERFORMANCE	ULTIMA VUELTA	HONDA CIVIC	1	**179.7**	Carrera 8 horas resistencia
23	**16**	SAAB ENDURANCE RACING SOCIETY	ESCUDERIA 1000 LAGOS	SAAB 900I	2	**179.4**	Carrera 8 horas resistencia
24	**3**	COIMBRA SAYAGO	ULTIMA VUELTA	SAXO	SAXO	**177.6**	Carrera 8 horas resistencia
25	**93**	GPLOIL-CKC	ATKMOTORSPORT MADRID	SUZUKI SWIFT	1	**176.4**	Carrera 8 horas resistencia
26	**23**	RIGA SAXO	RASANTE SPORT	SAXO	SAXO	**176.1**	Carrera 8 horas resistencia
27	**51**	AUTOCODE TORREJON	ESCUDERIA CENTRO	SAXO	SAXO	**176.1**	Carrera 8 horas resistencia
28	**15**	BOYACA SAXO	VSR MOTORSPORT	SAXO	SAXO	**175.0**	Carrera 8 horas resistencia
29	**25**	AMAZON SPORT	AECD	V. GOLF	2	**173.9**	Carrera 8 horas resistencia

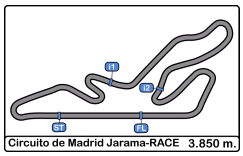

Circuito de Madrid Jarama - RACE

XI UV Endurance RACE Jarama

Carrera 8 horas resistencia

Cuentavueltas 5 Horas

VTA

Nr	Pos	Grid	1	2	3	4	5	6	7	8	9	10	11	12	13	14	15	16	17	18	19	20	21	22	23	24	25	26	27	28	29	30
2	**1**	2	1	1	1	1	1	1	1	2	2	2	2	2	2	2	2	2	7	7	19	19	19	19	19	19	19	9	9	9	9	9
7	**2**	7	2	2	2	2	2	2	2	5	5	5	7	7	7	7	7	7	19	19	7	7	9	9	9	9	9	10	10	10	10	
1	**3**	1	17	5	5	5	5	5	5	18	18	7	19	19	19	19	19	19	9	9	9	9	11	11	10	10	10	79	79	79		
4	**4**	4	5	18	18	18	18	18	18	7	7	18	18	18	18	9	9	9	22	22	22	22	10	10	23	79	79	19	23	23		
13	**5**	13	15	15	23	23	23	7	7	19	19	19	9	9	9	22	22	22	11	11	11	11	23	23	79	23	23	23	51	51		
8	**6**	8	18	23	10	10	7	19	19	10	9	9	22	22	22	11	11	11	10	10	10	10	79	79	51	51	51	51	1			
12	**7**	12	23	10	21	7	10	23	23	23	10	10	10	10	11	10	10	10	2	23	23	23	7	51	11	1	1	1	2			
24	**8**	24	10	21	7	21	21	10	10	9	23	22	11	11	10	23	23	23	23	79	79	79	51	1	1	2	2	2	17			
22	**9**	22	21	7	19	19	19	9	9	22	22	23	23	23	23	43	79	79	79	51	51	51	22	2	2	17	17	17	6			
43	**10**	43	51	19	13	13	9	22	22	11	11	11	51	51	51	51	51	51	51	17	1	1	1	17	17	6	6	6	19			
11	**11**	11	7	51	9	9	22	11	11	51	51	51	43	43	43	79	5	16	17	1	2	2	2	6	6	8	8	8				
10	**12**	10	8	13	22	22	11	51	51	43	43	43	79	79	79	18	43	5	1	2	17	17	17	8	8	7	7	7				
17	**13**	17	13	9	51	11	51	43	43	79	79	79	5	5	5	5	16	17	16	8	8	8	8	7	7	22	22	22				
21	**14**	21	19	4	11	51	43	16	16	1	16	16	16	16	16	16	17	1	8	6	6	6	6	22	22	21	21	21				
14	**15**	14	9	22	43	43	16	20	79	16	17	17	17	17	17	17	1	8	6	93	21	21	21	21	21	93	4					
18	**16**	18	22	11	16	16	20	79	20	20	20	1	1	1	1	1	8	6	93	21	93	93	93	93	93	4	93					
20	**17**	20	4	43	20	20	79	21	17	17	1	8	8	8	8	8	6	93	21	15	4	4	4	4	4	13	13					
93	**18**	93	11	16	15	79	17	17	93	93	93	93	93	6	6	6	18	21	15	4	13	13	13	13	13	5	5					
79	**19**	79	43	20	25	17	13	93	15	8	8	6	6	93	93	93	93	15	13	13	15	15	5	5	5	15	15					
23	**20**	23	16	25	79	25	93	15	8	15	21	21	21	21	21	21	21	13	4	5	5	5	15	15	15	14	14					
3	**21**	3	25	79	17	93	15	8	21	21	15	15	15	15	15	15	15	4	5	14	14	14	14	14	14	20						
16	**22**	16	20	17	4	15	8	6	6	6	6	13	13	13	13	13	13	14	14	20	20	20	20	20	20							
15	**23**	15	79	8	93	8	6	13	13	13	13	14	14	14	4	4	4	20	20	25	25	25	25	25								
51	**24**	51	6	93	8	6	14	14	14	14	14	4	4	4	14	14	14	25	25	16	16	16	16									
25	**25**	25	14	6	6	14	4	4	4	4	4	20	20	20	20	20	20															
6	**26**	6	93	14	14	4	25	25	25	25	25	25	25	25	25	25	25															
5	**27**	5	3																													
9	**28**	9																														
19	**29**	19																														

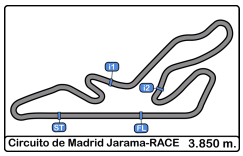

Circuito de Madrid Jarama - RACE

XI UV Endurance RACE Jarama

Carrera 8 horas resistencia

Cuentavueltas Gráfico 5 Horas

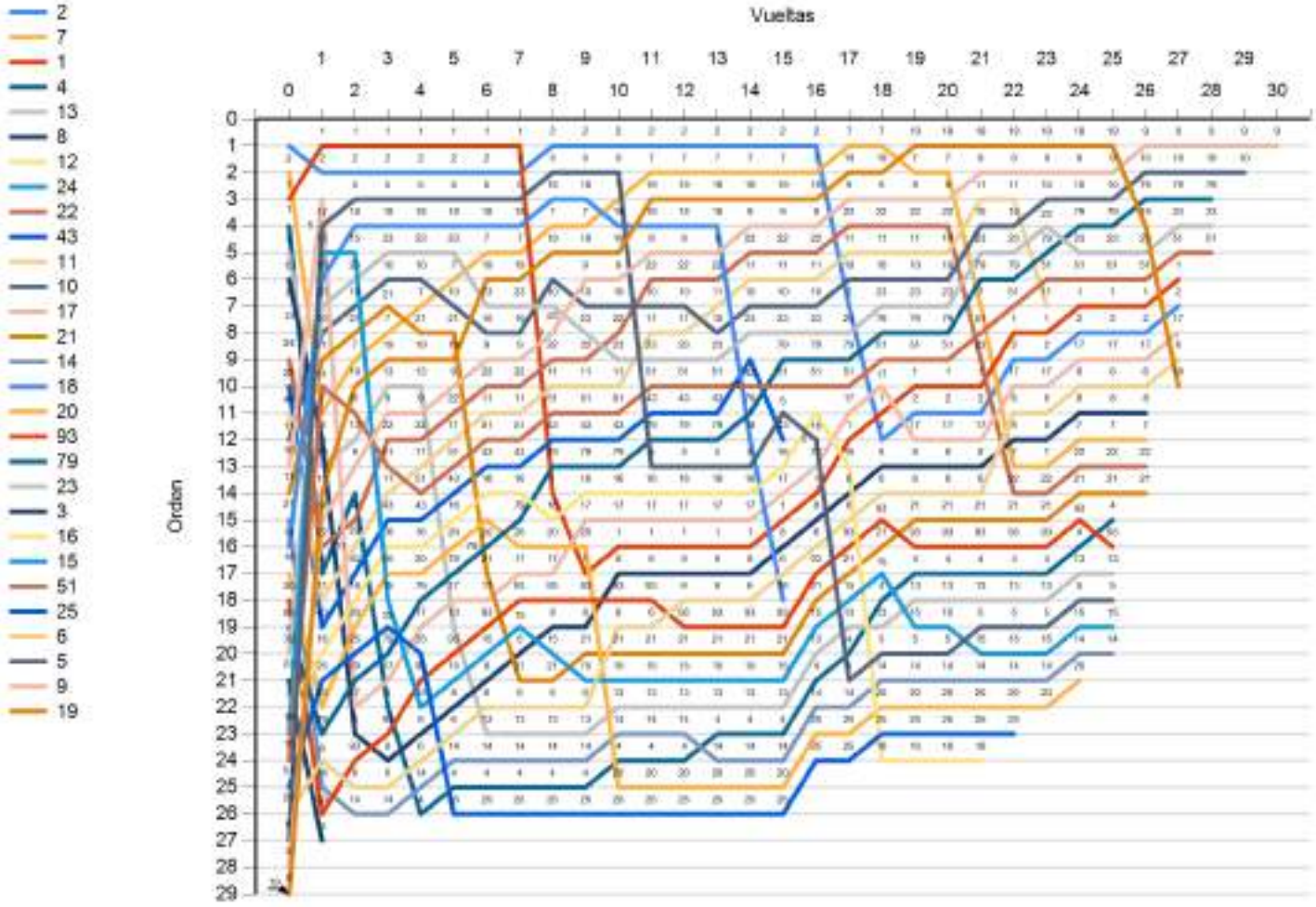

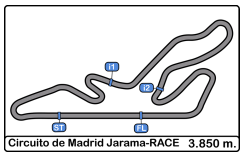

Circuito de Madrid Jarama - RACE

XI UV Endurance RACE Jarama

Carrera 8 horas resistencia

Tiempos Parada en Pit 5 Horas

Nº	Tiempo Día	Equipo	Concursante	Vehiculo	Cat	T. Entrada	Nº Parada	Tiempo Pit	Handicap	Diferencia
17	17:07:42.667	EMAN EGURRE	EMAN EGURRE	BMW 325I	3	4:01:35.801	1	2:40.523		
14	17:08:22.167	E-PERFORMANCE	ULTIMA VUELTA	HONDA CIVIC	1	4:02:15.301	1	8:39.239		
6	17:09:46.317	GLOBAL CAR ADVISOR	ULTIMA VUELTA	BMW 325	3	4:03:39.451	1	7:08.502		
8	17:11:06.701	JDM MOTOR 1	ULTIMA VUELTA	BMW 325	3	4:04:59.835	1	7:15.513		
15	17:12:27.067	BOYACA SAXO	VSR MOTORSPORT	SAXO	SAXO	4:06:20.201	1	7:03.390		
4	17:13:10.546	M&M RACING TEAM	ESCUDERIA CENTRO	BMW 325	3	4:07:03.680	1	9:02.177		
25	17:16:44.170	AMAZON SPORT	AECD	V. GOLF	2	4:10:37.304	1	7:21.512		
13	17:17:10.509	ASAP RACING	ANDRES SANCHEZ PEREZ	HONDA CIVIC	1	4:11:03.643	1	8:19.538		
21	17:19:07.696	DHR	ULTIMA VUELTA	NISSAN SUNY	2	4:13:00.830	1	7:13.429		
1	17:21:42.919	RRO RACING	VSR MOTORSPORT	BMW 325	3	4:15:36.053	1	7:04.160		
5	17:26:17.716	NO BRAIN TEAM	ULTIMA VUELTA	BMW 325	3	4:20:10.850	1	2:53.893		
20	17:27:10.325	EFICAR TEAM SAXO	EFICAR TEAM	SAXO	SAXO	4:21:03.459	1	7:05.883		
18	17:35:22.234	PURA PASION	VICENTE GABRIEL VALLES	AUDI TT	3	4:29:15.368	1	7:02.362		
2	17:39:35.185	BOYACA SPORT TEAM	VSR MOTORSPORT	BMW 325	3	4:33:28.319	1	7:03.491		
5	17:41:29.994	NO BRAIN TEAM	ULTIMA VUELTA	BMW 325	3	4:35:23.128	2	7:03.657		
16	17:44:43.526	SAAB ENDURANCE RACING SOCIETY	ESCUDERIA 1000 LAGOS	SAAB 900I	2	4:38:36.660	1	13:43.244		
7	17:48:49.125	JDM MOTOR 2	ULTIMA VUELTA	BMW E36	3	4:42:42.259	1	7:42.523		
22	17:50:05.372	TECSPORT - OLIMPIA	ULTIMA VUELTA	V. GOLF	2	4:43:58.506	1	7:09.595		
11	17:54:18.067	RR2 MOTORSPORT	ESCUDERIA MEDITERRANEO DE ALICANTE	V. GOLF	2	4:48:11.201	1	12:08.848		
19	17:58:40.766	FERNANDO NAVARRETE	ULTIMA VUELTA	BMW 325I	3	4:52:33.900	1	7:29.961		

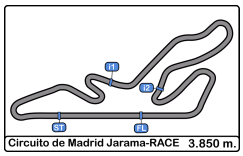

Circuito de Madrid Jarama - RACE
XI UV Endurance RACE Jarama
Carrera 8 horas resistencia
Informe Meteorológico 5 Horas

Temperatura Aire

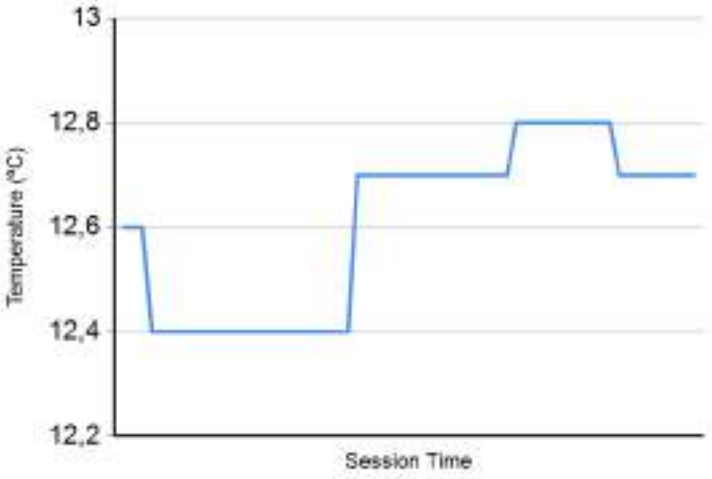

Temperatura Pista

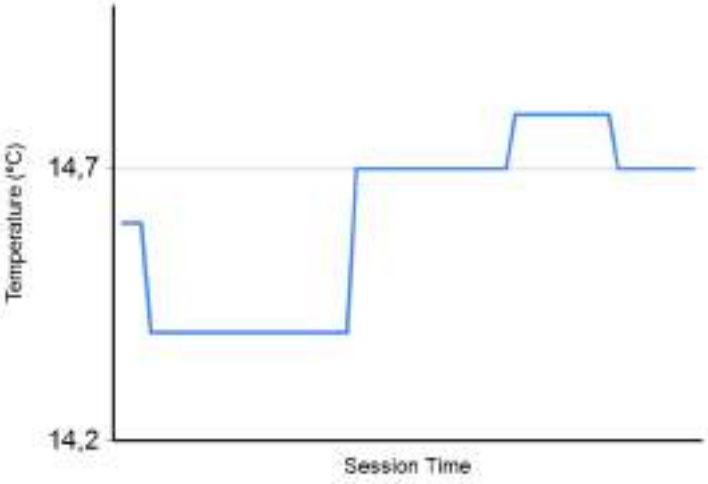

Humedad

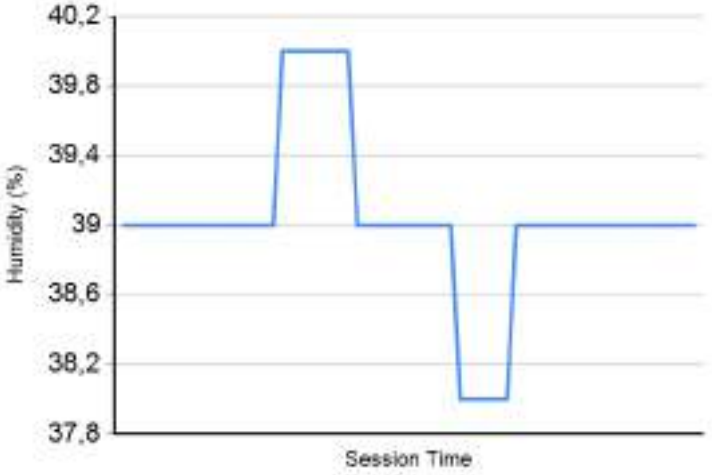

Presión

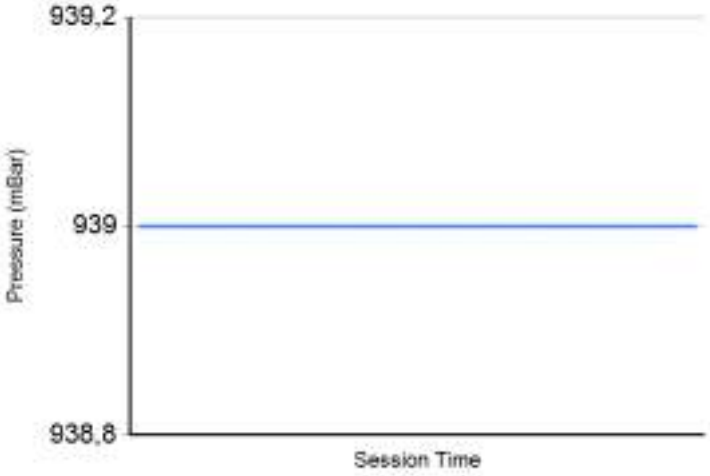

Velocidad Viento

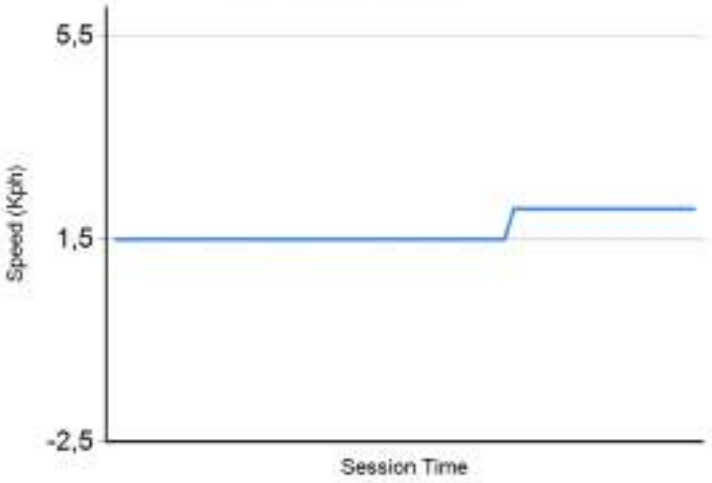

Dirección Viento

Norte = 0°/360° Este = 90° Sur = 180° Oeste= 270°

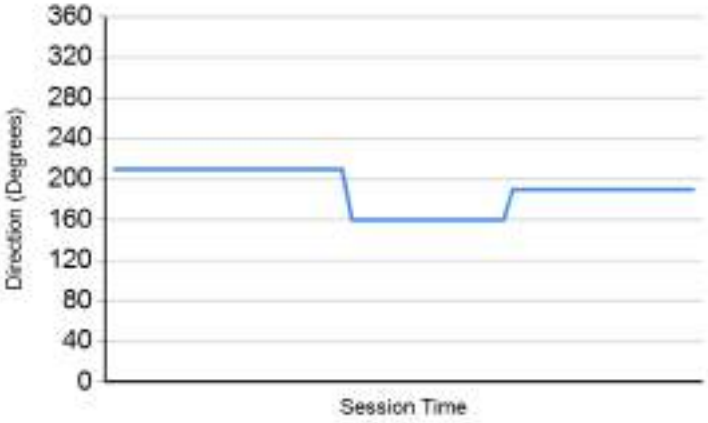

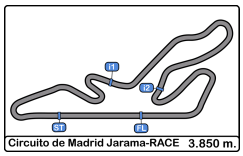

Circuito de Madrid Jarama - RACE

XI UV Endurance RACE Jarama

Carrera 8 horas resistencia

Resultados Provisionales 6 Horas

Cls	Nº	Equipo	Concursante	Vehiculo	Cat	Cl	N.V.	Tiempo	Dif 1º	Dif Ant.	Km/h	V.R.	Tiempo	Km/h
1	**13**	ASAP RACING	ANDRES SANCHEZ PEREZ	HONDA CIVIC	1	1	167	**6:01:54.616**			106.5	112	1:59.220	116.2
2	**1**	RRO RACING	VSR MOTORSPORT	BMW 325	3	1	167	**6:03:17.330**	1:22.714	1:22.714	106.1	145	1:56.259	119.2
3	**2**	BOYACA SPORT TEAM	VSR MOTORSPORT	BMW 325	3	2	167	**6:03:51.423**	1:56.807	34.093	106.0	164	1:54.755	120.7
4	**21**	DHR	ULTIMA VUELTA	NISSAN SUNY	2	1	165	**6:03:31.880**	2 Vtas	2 Vtas	104.8	3	2:02.151	113.4
5	**19**	FERNANDO NAVARRETE	ULTIMA VUELTA	BMW 325I	3	3	164	**6:03:32.095**	3 Vtas	1 Vta	104.2	4	1:55.145	120.3
6	**4**	M&M RACING TEAM	ESCUDERIA CENTRO	BMW 325	3	4	164	**6:03:41.751**	3 Vtas	9.656	104.1	108	1:57.270	118.1
7	**22**	TECSPORT - OLIMPIA	ULTIMA VUELTA	V. GOLF	2	2	163	**6:02:04.296**	4 Vtas	1 Vta	103.9	40	2:00.236	115.2
8	**7**	JDM MOTOR 2	ULTIMA VUELTA	BMW E36	3	5	162	**6:03:26.641**	5 Vtas	1 Vta	102.9	41	1:56.940	118.5
9	**8**	JDM MOTOR 1	ULTIMA VUELTA	BMW 325	3	6	161	**6:02:49.042**	6 Vtas	1 Vta	102.5	18	1:57.815	117.6
10	**20**	EFICAR TEAM SAXO	EFICAR TEAM	SAXO	SAXO	1	159	**6:01:10.131**	8 Vtas	2 Vtas	101.6	38	2:04.455	111.3
11	**14**	E-PERFORMANCE	ULTIMA VUELTA	HONDA CIVIC	1	2	158	**5:59:38.670**	9 Vtas	1 Vta	101.4	153	2:03.928	111.8
12	**6**	GLOBAL CAR ADVISOR	ULTIMA VUELTA	BMW 325	3	7	156	**6:02:12.393**	11 Vtas	2 Vtas	99.4	152	1:55.463	120.0
13	**23**	RIGA SAXO	RASANTE SPORT	SAXO	SAXO	2	155	**6:02:57.431**	12 Vtas	1 Vta	98.6	135	2:07.372	108.8
14	**15**	BOYACA SAXO	VSR MOTORSPORT	SAXO	SAXO	3	153	**6:02:37.459**	14 Vtas	2 Vtas	97.4	40	2:06.347	109.6
15	**93**	GPLOIL-CKC	ATKMOTORSPORT MADRID	SUZUKI SWIFT	1	3	152	**6:03:46.376**	15 Vtas	1 Vta	96.5	18	2:06.531	109.5
16	**17**	EMAN EGURRE	EMAN EGURRE	BMW 325I	3	8	151	**6:03:21.853**	16 Vtas	1 Vta	95.9	5	2:02.262	113.3
17	**79**	DE AUGUSTO CARRERAS	C.D. QUINTANO SPORT	BMW 325I	3	9	150	**6:00:00.436**	17 Vtas	1 Vta	96.2	146	2:00.514	115.0
18	**51**	AUTOCODE TORREJON	ESCUDERIA CENTRO	SAXO	SAXO	4	147	**6:02:11.277**	20 Vtas	3 Vtas	93.7	86	2:08.107	108.1
19	**11**	RR2 MOTORSPORT	ESCUDERIA MEDITERRANEO DE ALICANTE	V. GOLF	2	3	146	**5:54:42.282**	21 Vtas	1 Vta	95.0	117	2:01.247	114.3
20	**10**	PRIMERA TEAM	EFICAR TEAM	NISSAN PRIMERA	2	4	143	**5:43:07.035**	24 Vtas	3 Vtas	96.2	6	2:02.371	113.2
21	**9**	PUNTAL PRODUCTIONS	MADRID HISTORICOS	BMW 325I	3	10	136	**6:03:15.042**	31 Vtas	7 Vtas	86.4	51	1:58.618	116.8
No clasificados: (Requerimiento: 75% del numero de vueltas del lider = 126 Vueltas)														
	43	IMARTI MOTORSPORT	ESCUDERIA CERRO NEGRO	HONDA CIVIC	1	4	119	**4:33:45.962**	48 Vtas	17 Vtas	100.4	37	2:02.865	112.8
	3	COIMBRA SAYAGO	ULTIMA VUELTA	SAXO	SAXO	5	119	**6:03:16.383**	48 Vtas	1:29:30.4	75.6	28	2:05.649	110.3
	16	SAAB ENDURANCE RACING SOCIETY	ESCUDERIA 1000 LAGOS	SAAB 900I	2	5	118	**6:03:45.973**	49 Vtas	1 Vta	74.9	15	2:06.172	109.8
	25	AMAZON SPORT	AECD	V. GOLF	2	6	113	**6:02:17.899**	54 Vtas	5 Vtas	72.0	71	2:13.631	103.7
	18	PURA PASION	VICENTE GABRIEL VALLES	AUDI TT	3	11	104	**4:38:49.590**	63 Vtas	9 Vtas	86.1	88	2:02.956	112.7
	5	NO BRAIN TEAM	ULTIMA VUELTA	BMW 325	3	12	87	**6:02:57.416**	80 Vtas	17 Vtas	55.3	19	1:58.038	117.4
	12	4 TEAM	JORGE RAMIREZ FERNANDEZ	BMW 318	2	7	63	**2:24:52.800**	104 Vtas	24 Vtas	100.4	20	1:58.633	116.8
	24	M BOSS RACING	ESCUDERIA 1000 LAGOS	V. GOLF	2	8	45	**1:37:27.231**	122 Vtas	18 Vtas	106.6	4	2:01.784	113.8

Vta. rápida de BOYACA SPORT TEAM en 1:54.755 a 120.7 Km/h en la vuelta 164

Publicada a las:.....

Temp. Pista: **11.5 °C** Temp. Aire: **9.5 °C** Humedad: **48 %** Estado Pista: **SECA**

Director de Carrera:

Fco. Javier SOLER

Cronometrador:

Jesús García Núñez

JOB-1604-ESP/M

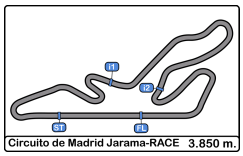

Circuito de Madrid Jarama - RACE
XI UV Endurance RACE Jarama
Carrera 8 horas resistencia
Resultados Provisionales por Categoría 6 Horas

Trofeo ÚLTIMA VUELTA Endurance JARAMA RACE 'Clase 1'

Cls	Nº	Equipo	Concursante	Vehiculo	Cat	Cl	N.V.	Tiempo	Dif 1º	Dif Ant.	Km/h	V.R.	Tiempo	Km/h
1	**13**	ASAP RACING	ANDRES SANCHEZ PEREZ	HONDA CIVIC	1	1	167	**6:01:54.6**			106.5	112	1:59.220	116.2
2	**14**	E-PERFORMANCE	ULTIMA VUELTA	HONDA CIVIC	1	2	158	**5:59:38.6**	9 Vtas	9 Vtas	101.4	153	2:03.928	111.8
3	**93**	GPLOIL-CKC	ATKMOTORSPORT MADRID	SUZUKI SWIFT	1	3	152	**6:03:46.3**	15 Vtas	6 Vtas	96.5	18	2:06.531	109.5
No clasificados: (Requerimiento: 75% del numero de vueltas del lider = 126 Vueltas)														
	43	IMARTI MOTORSPORT	ESCUDERIA CERRO NEGRO	HONDA CIVIC	1	4	119	**4:33:45.9**	48 Vtas	33 Vtas	100.4	37	2:02.865	112.8

Trofeo ÚLTIMA VUELTA Endurance JARAMA RACE 'Clase 3'

Cls	Nº	Equipo	Concursante	Vehiculo	Cat	Cl	N.V.	Tiempo	Dif 1º	Dif Ant.	Km/h	V.R.	Tiempo	Km/h
1	**1**	RRO RACING	VSR MOTORSPORT	BMW 325	3	1	167	**6:03:17.3**			106.1	145	1:56.259	119.2
2	**2**	BOYACA SPORT TEAM	VSR MOTORSPORT	BMW 325	3	2	167	**6:03:51.4**	34.093	34.093	106.0	164	1:54.755	120.7
3	**19**	FERNANDO NAVARRETE	ULTIMA VUELTA	BMW 325I	3	3	164	**6:03:32.0**	3 Vtas	3 Vtas	104.2	4	1:55.145	120.3
4	**4**	M&M RACING TEAM	ESCUDERIA CENTRO	BMW 325	3	4	164	**6:03:41.7**	3 Vtas	9.656	104.1	108	1:57.270	118.1
5	**7**	JDM MOTOR 2	ULTIMA VUELTA	BMW E36	3	5	162	**6:03:26.6**	5 Vtas	2 Vtas	102.9	41	1:56.940	118.5
6	**8**	JDM MOTOR 1	ULTIMA VUELTA	BMW 325	3	6	161	**6:02:49.0**	6 Vtas	1 Vta	102.5	18	1:57.815	117.6
7	**6**	GLOBAL CAR ADVISOR	ULTIMA VUELTA	BMW 325	3	7	156	**6:02:12.3**	11 Vtas	5 Vtas	99.4	152	1:55.463	120.0
8	**17**	EMAN EGURRE	EMAN EGURRE	BMW 325I	3	8	151	**6:03:21.8**	16 Vtas	5 Vtas	95.9	5	2:02.262	113.3
9	**79**	DE AUGUSTO CARRERAS	C.D. QUINTANO SPORT	BMW 325I	3	9	150	**6:00:00.4**	17 Vtas	1 Vta	96.2	146	2:00.514	115.0
10	**9**	PUNTAL PRODUCTIONS	MADRID HISTORICOS	BMW 325I	3	10	136	**6:03:15.0**	31 Vtas	14 Vtas	86.4	51	1:58.618	116.8
No clasificados: (Requerimiento: 75% del numero de vueltas del lider = 126 Vueltas)														
	18	PURA PASION	VICENTE GABRIEL VALLES	AUDI TT	3	11	104	**4:38:49.5**	63 Vtas	32 Vtas	86.1	88	2:02.956	112.7
	5	NO BRAIN TEAM	ULTIMA VUELTA	BMW 325	3	12	87	**6:02:57.4**	80 Vtas	17 Vtas	55.3	19	1:58.038	117.4

Trofeo ÚLTIMA VUELTA Endurance JARAMA RACE 'Clase 2'

Cls	Nº	Equipo	Concursante	Vehiculo	Cat	Cl	N.V.	Tiempo	Dif 1º	Dif Ant.	Km/h	V.R.	Tiempo	Km/h
1	**21**	DHR	ULTIMA VUELTA	NISSAN SUNY	2	1	165	**6:03:31.8**			104.8	3	2:02.151	113.4
2	**22**	TECSPORT - OLIMPIA	ULTIMA VUELTA	V. GOLF	2	2	163	**6:02:04.2**	2 Vtas	2 Vtas	103.9	40	2:00.236	115.2
3	**11**	RR2 MOTORSPORT	ESCUDERIA MEDITERRANEO DE ALICANTE	V. GOLF	2	3	146	**5:54:42.2**	19 Vtas	17 Vtas	95.0	117	2:01.247	114.3
4	**10**	PRIMERA TEAM	EFICAR TEAM	NISSAN PRIMERA	2	4	143	**5:43:07.0**	22 Vtas	3 Vtas	96.2	6	2:02.371	113.2
No clasificados: (Requerimiento: 75% del numero de vueltas del lider = 124 Vueltas)														
	16	SAAB ENDURANCE RACING SOCIETY	ESCUDERIA 1000 LAGOS	SAAB 900I	2	5	118	**6:03:45.9**	47 Vtas	25 Vtas	74.9	15	2:06.172	109.8
	25	AMAZON SPORT	AECD	V. GOLF	2	6	113	**6:02:17.8**	52 Vtas	5 Vtas	72.0	71	2:13.631	103.7
	12	4 TEAM	JORGE RAMIREZ FERNANDEZ	BMW 318	2	7	63	**2:24:52.8**	102 Vtas	50 Vtas	100.4	20	1:58.633	116.8
	24	M BOSS RACING	ESCUDERIA 1000 LAGOS	V. GOLF	2	8	45	**1:37:27.2**	120 Vtas	18 Vtas	106.6	4	2:01.784	113.8

Copa SAXO Endurance

Cls	Nº	Equipo	Concursante	Vehiculo	Cat	Cl	N.V.	Tiempo	Dif 1º	Dif Ant.	Km/h	V.R.	Tiempo	Km/h
1	**20**	EFICAR TEAM SAXO	EFICAR TEAM	SAXO	SAXO	1	159	**6:01:10.1**			101.6	38	2:04.455	111.3
2	**23**	RIGA SAXO	RASANTE SPORT	SAXO	SAXO	2	155	**6:02:57.4**	4 Vtas	4 Vtas	98.6	135	2:07.372	108.8
3	**15**	BOYACA SAXO	VSR MOTORSPORT	SAXO	SAXO	3	153	**6:02:37.4**	6 Vtas	2 Vtas	97.4	40	2:06.347	109.6
4	**51**	AUTOCODE TORREJON	ESCUDERIA CENTRO	SAXO	SAXO	4	147	**6:02:11.2**	12 Vtas	6 Vtas	93.7	86	2:08.107	108.1
No clasificados: (Requerimiento: 75% del numero de vueltas del lider = 120 Vueltas)														
	3	COIMBRA SAYAGO	ULTIMA VUELTA	SAXO	SAXO	5	119	**6:03:16.3**	40 Vtas	28 Vtas	75.6	28	2:05.649	110.3

Vta. rápida de BOYACA SPORT TEAM en 1:54.755 a 120.7 Km/h en la vuelta 164

Publicada a las:.....

Temp. Pista: **11.5 °C** Temp. Aire: **9.5 °C** Humedad: **48 %** Estado Pista: **SECA**

Director de Carrera:
Fco. Javier SOLER

Cronometrador:
Jesús García Núñez
JOB-1604-ESP/M

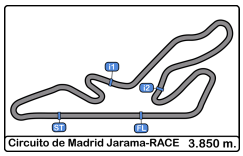

Circuito de Madrid Jarama - RACE

XI UV Endurance RACE Jarama

Carrera 8 horas resistencia

Clasificación Provisional por Vuelta Rápida de Piloto 6 Horas

Clas	Nº	Equipo	Concursante	Vehiculo	Cat	Clas	N.V.	V.R.	Tiempo	Dif 1º	Dif Ant.	Km/h
1	**2**	BOYACA SPORT TEAM	VSR MOTORSPORT	BMW 325	3	1	30	**27**	**1:54.755**			120.7
2	**6**	GLOBAL CAR ADVISOR	ULTIMA VUELTA	BMW 325	3	2	28	**24**	**1:55.463**	0.708	0.708	120.0
3	**1**	RRO RACING	VSR MOTORSPORT	BMW 325	3	3	29	**7**	**1:56.259**	1.504	0.796	119.2
4	**19**	FERNANDO NAVARRETE	ULTIMA VUELTA	BMW 325I	3	4	32	**14**	**1:57.680**	2.925	1.421	117.7
5	**4**	M&M RACING TEAM	ESCUDERIA CENTRO	BMW 325	3	5	29	**21**	**1:58.173**	3.418	0.493	117.2
6	**8**	JDM MOTOR 1	ULTIMA VUELTA	BMW 325	3	6	28	**3**	**1:58.713**	3.958	0.540	116.7
7	**7**	JDM MOTOR 2	ULTIMA VUELTA	BMW E36	3	7	29	**23**	**1:58.725**	3.970	0.012	116.7
8	**5**	NO BRAIN TEAM	ULTIMA VUELTA	BMW 325	3	8	26	**22**	**2:00.000**	5.245	1.275	115.5
9	**22**	TECSPORT - OLIMPIA	ULTIMA VUELTA	V. GOLF	2	1	31	**20**	**2:00.348**	5.593	0.348	115.1
10	**79**	DE AUGUSTO CARRERAS	C.D. QUINTANO SPORT	BMW 325I	3	9	26	**22**	**2:00.514**	5.759	0.166	115.0
11	**13**	ASAP RACING	ANDRES SANCHEZ PEREZ	HONDA CIVIC	1	1	31	**18**	**2:01.123**	6.368	0.609	114.4
12	**9**	PUNTAL PRODUCTIONS	MADRID HISTORICOS	BMW 325I	3	10	27	**12**	**2:01.187**	6.432	0.064	114.3
13	**21**	DHR	ULTIMA VUELTA	NISSAN SUNY	2	2	31	**28**	**2:02.165**	7.410	0.978	113.4
14	**11**	RR2 MOTORSPORT	ESCUDERIA MEDITERRANEO DE ALICANTE	V. GOLF	2	3	24	**7**	**2:02.761**	8.006	0.596	112.9
15	**14**	E-PERFORMANCE	ULTIMA VUELTA	HONDA CIVIC	1	2	28	**23**	**2:03.928**	9.173	1.167	111.8
16	**10**	PRIMERA TEAM	EFICAR TEAM	NISSAN PRIMERA	2	4	13	**4**	**2:06.052**	11.297	2.124	109.9
17	**17**	EMAN EGURRE	EMAN EGURRE	BMW 325I	3	11	25	**24**	**2:06.180**	11.425	0.128	109.8
18	**93**	GPLOIL-CKC	ATKMOTORSPORT MADRID	SUZUKI SWIFT	1	3	27	**12**	**2:06.901**	12.146	0.721	109.2
19	**20**	EFICAR TEAM SAXO	EFICAR TEAM	SAXO	SAXO	1	28	**4**	**2:07.135**	12.380	0.234	109.0
20	**23**	RIGA SAXO	RASANTE SPORT	SAXO	SAXO	2	26	**6**	**2:07.372**	12.617	0.237	108.8
21	**3**	COIMBRA SAYAGO	ULTIMA VUELTA	SAXO	SAXO	3	22	**21**	**2:07.388**	12.633	0.016	108.8
22	**16**	SAAB ENDURANCE RACING SOCIETY	ESCUDERIA 1000 LAGOS	SAAB 900I	2	5	24	**12**	**2:07.882**	13.127	0.494	108.3
23	**15**	BOYACA SAXO	VSR MOTORSPORT	SAXO	SAXO	4	25	**23**	**2:08.493**	13.738	0.611	107.8
24	**51**	AUTOCODE TORREJON	ESCUDERIA CENTRO	SAXO	SAXO	5	23	**13**	**2:08.996**	14.241	0.503	107.4
25	**25**	AMAZON SPORT	AECD	V. GOLF	2	6	23	**20**	**2:16.587**	21.832	7.591	101.4

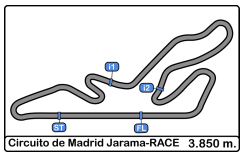

Circuito de Madrid Jarama - RACE

XI UV Endurance RACE Jarama

Carrera 8 horas resistencia

Distancia y Velocidad Media 6 Horas

Clas	Nº	Equipo	Concursante	Vehiculo	Cat	Clas	N.V.	Distancia	Tiempo Total	Km/h
1	**13**	ASAP RACING	ANDRES SANCHEZ PEREZ	HONDA CIVIC	1	1	167	**642.95**	**6:01:54.616**	106.5
2	**1**	RRO RACING	VSR MOTORSPORT	BMW 325	3	1	167	**642.95**	**6:03:17.330**	106.1
3	**2**	BOYACA SPORT TEAM	VSR MOTORSPORT	BMW 325	3	2	167	**642.95**	**6:03:51.423**	106.0
4	**21**	DHR	ULTIMA VUELTA	NISSAN SUNY	2	1	165	**635.25**	**6:03:31.880**	104.8
5	**19**	FERNANDO NAVARRETE	ULTIMA VUELTA	BMW 325I	3	3	164	**631.40**	**6:03:32.095**	104.2
6	**4**	M&M RACING TEAM	ESCUDERIA CENTRO	BMW 325	3	4	164	**631.40**	**6:03:41.751**	104.1
7	**22**	TECSPORT - OLIMPIA	ULTIMA VUELTA	V. GOLF	2	2	163	**627.55**	**6:02:04.296**	103.9
8	**7**	JDM MOTOR 2	ULTIMA VUELTA	BMW E36	3	5	162	**623.70**	**6:03:26.641**	102.9
9	**8**	JDM MOTOR 1	ULTIMA VUELTA	BMW 325	3	6	161	**619.85**	**6:02:49.042**	102.5
10	**20**	EFICAR TEAM SAXO	EFICAR TEAM	SAXO	SAXO	1	159	**612.15**	**6:01:10.131**	101.6
11	**14**	E-PERFORMANCE	ULTIMA VUELTA	HONDA CIVIC	1	2	158	**608.30**	**5:59:38.670**	101.4
12	**6**	GLOBAL CAR ADVISOR	ULTIMA VUELTA	BMW 325	3	7	156	**600.60**	**6:02:12.393**	99.4
13	**23**	RIGA SAXO	RASANTE SPORT	SAXO	SAXO	2	155	**596.75**	**6:02:57.431**	98.6
14	**15**	BOYACA SAXO	VSR MOTORSPORT	SAXO	SAXO	3	153	**589.05**	**6:02:37.459**	97.4
15	**93**	GPLOIL-CKC	ATKMOTORSPORT MADRID	SUZUKI SWIFT	1	3	152	**585.20**	**6:03:46.376**	96.5
16	**17**	EMAN EGURRE	EMAN EGURRE	BMW 325I	3	8	151	**581.35**	**6:03:21.853**	95.9
17	**79**	DE AUGUSTO CARRERAS	C.D. QUINTANO SPORT	BMW 325I	3	9	150	**577.50**	**6:00:00.436**	96.2
18	**51**	AUTOCODE TORREJON	ESCUDERIA CENTRO	SAXO	SAXO	4	147	**565.95**	**6:02:11.277**	93.7
19	**11**	RR2 MOTORSPORT	ESCUDERIA MEDITERRANEO DE ALICANTE	V. GOLF	2	3	146	**562.10**	**5:54:42.282**	95.0
20	**10**	PRIMERA TEAM	EFICAR TEAM	NISSAN PRIMERA	2	4	143	**550.55**	**5:43:07.035**	96.2
21	**9**	PUNTAL PRODUCTIONS	MADRID HISTORICOS	BMW 325I	3	10	136	**523.60**	**6:03:15.042**	86.4

No clasificados: (Requerimiento: 75% del numero de vueltas del lider = 126 Vueltas)

	43	IMARTI MOTORSPORT	ESCUDERIA CERRO NEGRO	HONDA CIVIC	1	4	119	**458.15**	**4:33:45.962**	100.4
	3	COIMBRA SAYAGO	ULTIMA VUELTA	SAXO	SAXO	5	119	**458.15**	**6:03:16.383**	75.6
	16	SAAB ENDURANCE RACING SOCIETY	ESCUDERIA 1000 LAGOS	SAAB 900I	2	5	118	**454.30**	**6:03:45.973**	74.9
	25	AMAZON SPORT	AECD	V. GOLF	2	6	113	**435.05**	**6:02:17.899**	72.0
	18	PURA PASION	VICENTE GABRIEL VALLES	AUDI TT	3	11	104	**400.40**	**4:38:49.590**	86.1
	5	NO BRAIN TEAM	ULTIMA VUELTA	BMW 325	3	12	87	**334.95**	**6:02:57.416**	55.3
	12	4 TEAM	JORGE RAMIREZ FERNANDEZ	BMW 318	2	7	63	**242.55**	**2:24:52.800**	100.4
	24	M BOSS RACING	ESCUDERIA 1000 LAGOS	V. GOLF	2	8	45	**173.25**	**1:37:27.231**	106.6

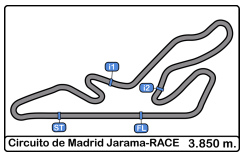

Circuito de Madrid Jarama - RACE

XI UV Endurance RACE Jarama

Carrera 8 horas resistencia

Tiempos Por Vuelta 6 Horas

1 RRO RACING BMW 325

3 VSR MOTORSPORT

Vta.	D	Tiempo	Sector 1	Sector 2	Sector 3	V. Max.	Elapsed
1	1	5:00:06.787			5:00:06.787		5:00:06.787
2	1	1:58.070	45.662	39.517	32.891	189.1	5:02:04.857
3	1	1:58.111	45.137	40.188	32.786	193.5	5:04:02.968
4	1	1:58.439	45.357	39.616	33.466	190.1	5:06:01.407
5	1	1:59.049	45.092	40.642	33.315	194.9	5:08:00.456
6	1	1:57.568	45.555	39.217	32.796	183.9	5:09:58.024
7	1	1:56.259	44.802	38.831	32.626	194.5	5:11:54.283
8	1	1:57.438	45.380	38.735	33.323	183.6	5:13:51.721
9	1	1:56.604	44.900	39.083	32.621	195.6	5:15:48.325
10	1	1:57.089	45.382	38.907	32.800	193.5	5:17:45.414
11	1	1:56.834	44.917	39.006	32.911	193.5	5:19:42.248
12	1	1:57.259	45.360	38.995	32.904	190.1	5:21:39.507
13	1	4:15.452 P	45.413	40.969	2:49.070	196.0	5:25:54.959
14	1	6:51.501	5:36.699	40.977	33.825	92.7	5:32:46.460
15	1	2:01.576	46.790	40.223	34.563	178.2	5:34:48.036
16	1	2:01.520	47.894	40.373	33.253	181.5	5:36:49.556
17	1	2:00.263	46.407	40.109	33.747	179.7	5:38:49.819
18	1	1:59.367	45.946	40.117	33.304	178.5	5:40:49.186
19	1	1:59.380	45.838	40.250	33.292	179.4	5:42:48.566
20	1	1:59.617	46.730	39.678	33.209	181.5	5:44:48.183
21	1	2:00.647	46.073	40.446	34.128	181.5	5:46:48.830
22	1	1:58.710	45.482	39.935	33.293	182.7	5:48:47.540
23	1	2:00.443	46.116	40.678	33.649	165.8	5:50:47.983
24	1	2:00.250	45.891	40.650	33.709	181.2	5:52:48.233
25	1	2:01.089	47.438	40.149	33.502	177.0	5:54:49.322
26	1	1:59.686	45.828	40.323	33.535	175.3	5:56:49.008
27	1	1:59.171	45.912	39.940	33.319	174.7	5:58:48.179
28	1	1:59.180	45.676	40.103	33.401	175.6	6:00:47.359
29	1	2:29.971 P	45.687	39.946	1:04.338	177.3	6:03:17.330

2 BOYACA SPORT TEAM BMW 325

3 VSR MOTORSPORT

Vta.	D	Tiempo	Sector 1	Sector 2	Sector 3	V. Max.	Elapsed
1	1	5:00:07.181			5:00:07.181		5:00:07.181
2	1	1:58.687	45.807	39.708	33.172	183.9	5:02:05.868
3	1	1:58.001	44.773	40.060	33.168	188.4	5:04:03.869
4	1	1:58.343	45.642	39.690	33.011	186.2	5:06:02.212
5	1	1:57.700	44.927	39.686	33.087	184.3	5:07:59.912
6	1	1:57.056	45.102	39.108	32.846	184.9	5:09:56.968
7	1	1:56.340	44.615	39.156	32.569	192.1	5:11:53.308
8	1	1:56.284	44.851	38.813	32.620	187.1	5:13:49.592
9	1	1:56.343	44.731	39.036	32.576	192.5	5:15:45.935
10	1	1:56.985	44.897	39.320	32.768	192.1	5:17:42.920
11	1	1:57.332	44.867	39.706	32.759	188.1	5:19:40.252
12	1	1:56.259	44.876	38.718	32.665	190.1	5:21:36.511
13	1	1:56.813	45.288	38.941	32.584	190.1	5:23:33.324
14	1	1:57.599	45.109	39.368	33.122	190.1	5:25:30.923
15	1	1:58.973	45.752	39.619	33.602	180.9	5:27:29.896
16	1	1:56.491	44.953	38.941	32.597	192.1	5:29:26.387
17	1	1:57.722	45.438	39.374	32.910	191.8	5:31:24.109
18	1	1:58.252	45.101	39.937	33.214	189.8	5:33:22.361
19	1	1:57.702	45.564	39.028	33.110	187.8	5:35:20.063
20	1	1:56.788	45.040	38.934	32.814	191.8	5:37:16.851
21	1	1:58.333	45.602	39.552	33.179	183.3	5:39:15.184
22	1	1:58.207	45.208	39.986	33.013	190.4	5:41:13.391
23	1	6:43.089 P	45.502	39.264	5:18.323	189.4	5:47:56.480
24	1	4:20.091	3:07.702	39.761	32.628	96.1	5:52:16.571
25	1	1:57.489	45.754	39.365	32.370	174.1	5:54:14.060
26	1	1:56.321	44.674	38.805	32.842	181.2	5:56:10.381
27	1	1:54.755	44.260	38.486	32.009	193.8	5:58:05.136
28	1	1:55.490	44.332	38.769	32.389	193.5	6:00:00.626
29	1	1:55.105	44.097	38.676	32.332	190.8	6:01:55.731
30	1	1:55.692	44.611	38.735	32.346	188.8	6:03:51.423

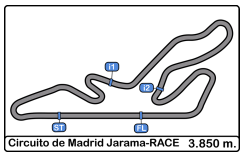

Circuito de Madrid Jarama - RACE

XI UV Endurance RACE Jarama

Carrera 8 horas resistencia

Tiempos Por Vuelta 6 Horas

3 COIMBRA SAYAGO SAXO

SAXO ULTIMA VUELTA

Vta.	D	Tiempo	Sector 1	Sector 2	Sector 3	V. Max.	Elapsed
1	1	5:18:18.608	5:16:57.312	44.743	36.553	86.1	5:18:18.608
2	1	2:09.838	49.665	44.271	35.902	167.1	5:20:28.446
3	1	2:09.775	50.436	43.423	35.916	169.0	5:22:38.221
4	1	2:08.014	48.744	43.403	35.867	170.8	5:24:46.235
5	1	2:07.870	48.766	43.255	35.849	170.6	5:26:54.105
6	1	2:07.689	48.725	43.121	35.843	170.3	5:29:01.794
7	1	2:07.810	48.953	43.083	35.774	170.3	5:31:09.604
8	1	2:07.973	48.492	43.507	35.974	170.6	5:33:17.577
9	1	2:08.619	48.721	43.529	36.369	170.3	5:35:26.196
10	1	2:08.476	48.865	43.670	35.941	171.1	5:37:34.672
11	1	2:08.743	49.340	43.769	35.634	166.1	5:39:43.415
12	1	2:09.315	50.256	43.255	35.804	172.5	5:41:52.730
13	1	2:07.822	48.782	43.394	35.646	172.8	5:44:00.552
14	1	2:08.233	48.893	43.376	35.964	172.2	5:46:08.785
15	1	2:08.107	48.839	43.350	35.918	171.7	5:48:16.892
16	1	2:09.920	50.103	43.129	36.688	171.9	5:50:26.812
17	1	2:08.970	50.046	43.239	35.685	172.5	5:52:35.782
18	1	2:07.982	48.732	43.380	35.870	173.0	5:54:43.764
19	1	2:09.449	48.646	44.671	36.132	172.2	5:56:53.213
20	1	2:07.739	48.615	43.181	35.943	173.3	5:59:00.952
21	1	2:07.388	48.324	43.241	35.823	173.6	6:01:08.340
22	1	2:08.043	48.671	43.415	35.957	172.2	6:03:16.383

4 M&M RACING TEAM BMW 325

3 ESCUDERIA CENTRO

Vta.	D	Tiempo	Sector 1	Sector 2	Sector 3	V. Max.	Elapsed
1	1	5:00:34.212			5:00:34.212		5:00:34.212
2	1	2:00.694	46.446	40.411	33.837	175.6	5:02:34.906
3	1	2:01.334	46.777	40.649	33.908	165.6	5:04:36.240
4	1	2:03.008	47.053	41.436	34.519	175.8	5:06:39.248
5	1	2:02.713	46.901	41.651	34.161	175.8	5:08:41.961
6	1	4:27.140 P	46.253	41.735	2:59.152	177.9	5:13:09.101
7	1	6:41.181	5:28.048	39.924	33.209	99.6	5:19:50.282
8	1	1:58.189	45.583	39.286	33.320	180.0	5:21:48.471
9	1	2:00.700	46.258	41.023	33.419	179.1	5:23:49.171
10	1	2:00.271	46.176	40.068	34.027	181.2	5:25:49.442
11	1	2:00.104	46.199	40.534	33.371	179.4	5:27:49.546
12	1	2:00.284	46.434	40.457	33.393	182.4	5:29:49.830
13	1	2:00.134	46.346	39.768	34.020	182.7	5:31:49.964
14	1	1:59.060	45.766	40.082	33.212	182.7	5:33:49.024
15	1	1:58.516	45.876	39.502	33.138	173.6	5:35:47.540
16	1	1:58.832	45.951	39.612	33.269	184.9	5:37:46.372
17	1	1:58.793	45.398	40.337	33.058	187.5	5:39:45.165
18	1	2:00.239	47.369	39.809	33.061	185.8	5:41:45.404
19	1	1:59.731	46.087	40.205	33.439	182.7	5:43:45.135
20	1	2:01.335	47.726	40.543	33.066	180.0	5:45:46.470
21	1	1:58.173	45.489	39.474	33.210	186.8	5:47:44.643
22	1	1:58.216	45.558	39.679	32.979	187.1	5:49:42.859
23	1	2:01.209	46.627	40.730	33.852	179.4	5:51:44.068
24	1	1:59.848	46.385	40.039	33.424	172.5	5:53:43.916
25	1	1:59.723	46.370	39.918	33.435	166.9	5:55:43.639
26	1	1:59.365	46.020	40.014	33.331	181.2	5:57:43.004
27	1	1:58.494	45.834	39.584	33.076	178.8	5:59:41.498
28	1	1:59.616	45.778	40.556	33.282	186.5	6:01:41.114
29	1	2:00.637	45.670	41.613	33.354	182.1	6:03:41.751

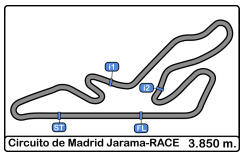

Circuito de Madrid Jarama - RACE

XI UV Endurance RACE Jarama

Carrera 8 horas resistencia

Tiempos Por Vuelta 6 Horas

5 NO BRAIN TEAM — BMW 325

3 — ULTIMA VUELTA

Vta.	D	Tiempo	Sector 1	Sector 2	Sector 3	V. Max.	Elapsed
1	1	5:01:16.742		5:00:41.371	35.371		5:01:16.742
2	1	2:04.314	48.421	41.719	34.174	153.8	5:03:21.056
3	1	2:02.123	46.774	40.936	34.413	190.4	5:05:23.179
4	1	2:02.005	46.917	41.045	34.043	191.1	5:07:25.184
5	1	2:01.939	47.095	40.786	34.058	193.2	5:09:27.123
6	1	2:02.798	47.263	41.342	34.193	193.2	5:11:29.921
7	1	2:02.258	46.926	40.643	34.689	191.1	5:13:32.179
8	1	2:04.696	47.411	41.063	36.222	185.8	5:15:36.875
9	1	2:03.437	47.116	42.048	34.273	188.8	5:17:40.312
10	1	2:01.808	46.537	41.192	34.079	193.2	5:19:42.120
11	1	2:02.576	47.640	40.192	34.744	164.6	5:21:44.696
12	1	2:06.164	49.076	42.457	34.631	165.6	5:23:50.860
13	1	4:59.094 P	47.377	40.983	3:30.734	194.2	5:28:49.954
14	1	9:48.222	8:32.750	41.580	33.892	90.9	5:38:38.176
15	1	2:03.966	47.583	41.838	34.545	162.6	5:40:42.142
16	1	2:04.420	47.867	42.333	34.220	157.6	5:42:46.562
17	1	2:03.414	47.331	42.095	33.988	173.0	5:44:49.976
18	1	2:01.099	46.877	40.493	33.729	169.0	5:46:51.075
19	1	2:01.377	46.758	40.524	34.095	180.6	5:48:52.452
20	1	2:01.860	46.658	41.546	33.656	175.0	5:50:54.312
21	1	2:00.824	46.749	40.592	33.483	169.8	5:52:55.136
22	1	2:00.000	46.309	40.223	33.468	177.6	5:54:55.136
23	1	2:00.777	46.501	40.686	33.590	179.7	5:56:55.913
24	1	2:01.138	46.988	40.517	33.633	176.7	5:58:57.051
25	1	2:00.280	46.171	40.690	33.419	185.2	6:00:57.331
26	1	2:00.085	46.146	40.095	33.844	189.1	6:02:57.416
27	1		46.593			176.1	

6 GLOBAL CAR ADVISOR — BMW 325

3 — ULTIMA VUELTA

Vta.	D	Tiempo	Sector 1	Sector 2	Sector 3	V. Max.	Elapsed
1	1	5:01:58.947	5:00:46.199	39.405	33.343	189.1	5:01:58.947
2	1	1:56.974	45.510	38.828	32.636	190.8	5:03:55.921
3	1	1:57.107	45.061	39.249	32.797	192.1	5:05:53.028
4	1	1:56.889	45.473	38.710	32.706	189.4	5:07:49.917
5	1	1:57.151	45.273	39.073	32.805	190.4	5:09:47.068
6	1	1:58.216	46.306	39.131	32.779	174.4	5:11:45.284
7	1	1:57.467	45.461	39.305	32.701	192.8	5:13:42.751
8	1	1:57.815	45.696	38.890	33.229	185.2	5:15:40.566
9	1	1:57.270	45.629	38.717	32.924	190.4	5:17:37.836
10	1	1:56.831	45.378	38.723	32.730	179.1	5:19:34.667
11	1	4:59.387 P	45.170	39.425	3:34.792	191.8	5:24:34.054
12	1	6:22.378	5:09.579	40.014	32.785	99.0	5:30:56.432
13	1	1:56.370	45.065	38.888	32.417	191.4	5:32:52.802
14	1	1:56.522	44.984	38.975	32.563	196.0	5:34:49.324
15	1	1:58.017	45.839	39.538	32.640	197.8	5:36:47.341
16	1	1:56.495	44.922	38.902	32.671	193.5	5:38:43.836
17	1	1:56.742	44.826	39.023	32.893	193.5	5:40:40.578
18	1	1:56.412	45.149	38.590	32.673	189.1	5:42:36.990
19	1	1:57.229	45.144	38.497	33.588	191.4	5:44:34.219
20	1	1:58.591	46.574	39.511	32.506	194.5	5:46:32.810
21	1	1:56.147	45.145	38.759	32.243	184.9	5:48:28.957
22	1	1:56.642	44.890	39.048	32.704	190.4	5:50:25.599
23	1	1:56.212	45.182	38.793	32.237	192.8	5:52:21.811
24	1	1:55.463	44.600	38.471	32.392	182.7	5:54:17.274
25	1	1:56.167	44.849	38.713	32.605	196.3	5:56:13.441
26	1	1:56.982	45.379	38.513	33.090	191.4	5:58:10.423
27	1	1:57.197	44.843	39.175	33.179	192.1	6:00:07.620
28	1	2:04.773	45.537	39.437	39.799	186.5	6:02:12.393
29	1		45.085	38.757		185.8	

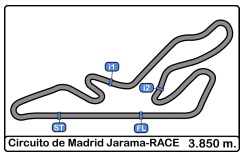

Circuito de Madrid Jarama - RACE

XI UV Endurance RACE Jarama

Carrera 8 horas resistencia

Tiempos Por Vuelta 6 Horas

7 JDM MOTOR 2 BMW E36

3 ULTIMA VUELTA

Vta.	D	Tiempo	Sector 1	Sector 2	Sector 3	V. Max.	Elapsed
1	1	5:00:27.026			5:00:27.026		5:00:27.026
2	1	1:59.994	46.101	39.665	34.228	191.1	5:02:27.020
3	1	1:59.696	45.973	39.826	33.897	196.7	5:04:26.716
4	1	1:59.686	45.935	39.954	33.797	194.5	5:06:26.402
5	1	2:00.561	46.115	40.163	34.283	192.1	5:08:26.963
6	1	1:59.803	45.921	39.743	34.139	196.0	5:10:26.766
7	1	1:59.674	45.798	39.933	33.943	194.9	5:12:26.440
8	1	1:59.860	45.904	39.963	33.993	193.2	5:14:26.300
9	1	1:59.982	46.244	39.841	33.897	190.8	5:16:26.282
10	1	1:59.582	46.160	39.682	33.740	193.5	5:18:25.864
11	1	2:00.107	46.139	39.660	34.308	191.4	5:20:25.971
12	1	1:59.820	46.266	39.674	33.880	189.1	5:22:25.791
13	1	1:58.863	45.827	39.481	33.555	192.8	5:24:24.654
14	1	1:59.309	45.814	39.644	33.851	192.8	5:26:23.963
15	1	2:00.302	46.122	39.680	34.500	192.8	5:28:24.265
16	1	1:59.383	45.597	39.823	33.963	193.5	5:30:23.648
17	1	2:00.293	46.497	39.989	33.807	184.9	5:32:23.941
18	1	1:59.320	45.763	39.750	33.807	189.4	5:34:23.261
19	1	2:00.019	45.910	40.179	33.930	191.4	5:36:23.280
20	1	1:59.555	45.467	40.205	33.883	192.5	5:38:22.835
21	1	1:59.687	45.968	39.887	33.832	194.5	5:40:22.522
22	1	1:59.862	46.638	39.602	33.622	190.4	5:42:22.384
23	1	1:58.725	46.246	39.326	33.153	181.5	5:44:21.109
24	1	1:58.923	45.529	39.465	33.929	196.7	5:46:20.032
25	1	1:59.150	45.763	39.381	34.006	190.8	5:48:19.182
26	1	2:00.390	45.784	40.544	34.062	190.4	5:50:19.572
27	1	1:58.908	45.816	39.712	33.380	190.1	5:52:18.480
28	1	4:22.626 P	45.918	39.880	2:56.828	193.2	5:56:41.106
29	1	6:45.535	5:28.306	41.875	35.354	95.7	6:03:26.641

8 JDM MOTOR 1 BMW 325

3 ULTIMA VUELTA

Vta.	D	Tiempo	Sector 1	Sector 2	Sector 3	V. Max.	Elapsed
1	1	5:00:10.630			5:00:10.630		5:00:10.630
2	1	1:59.039	45.961	39.851	33.227	186.8	5:02:09.669
3	1	1:58.713	45.476	39.545	33.692	184.3	5:04:08.382
4	1	2:00.924	45.832	40.529	34.563	182.1	5:06:09.306
5	1	2:00.218	46.077	39.715	34.426	188.1	5:08:09.524
6	1	4:41.255 P	45.746	40.382	3:15.127	178.5	5:12:50.779
7	1	6:38.082	5:17.730	44.024	36.328	83.7	5:19:28.861
8	1	2:06.127	48.058	43.507	34.562	175.8	5:21:34.988
9	1	2:05.500	48.463	42.152	34.885	183.9	5:23:40.488
10	1	2:05.337	48.527	42.305	34.505	168.2	5:25:45.825
11	1	2:03.606	47.426	41.577	34.603	180.0	5:27:49.431
12	1	2:03.240	47.801	41.156	34.283	167.4	5:29:52.671
13	1	2:03.373	47.139	41.895	34.339	188.8	5:31:56.044
14	1	2:04.978	47.262	41.996	35.720	181.2	5:34:01.022
15	1	2:03.916	47.790	41.756	34.370	171.9	5:36:04.938
16	1	2:03.285	47.352	41.650	34.283	176.4	5:38:08.223
17	1	2:03.977	47.397	42.324	34.256	173.6	5:40:12.200
18	1	2:03.449	47.658	41.622	34.169	176.4	5:42:15.649
19	1	2:03.571	47.489	41.487	34.595	178.8	5:44:19.220
20	1	2:03.475	47.832	41.466	34.177	180.9	5:46:22.695
21	1	2:02.590	46.845	41.537	34.208	187.5	5:48:25.285
22	1	2:03.779	47.356	42.253	34.170	181.5	5:50:29.064
23	1	2:02.526	47.054	41.404	34.068	180.0	5:52:31.590
24	1	2:03.279	47.158	41.440	34.681	186.5	5:54:34.869
25	1	2:03.173	47.572	41.370	34.231	181.8	5:56:38.042
26	1	2:03.034	47.485	41.265	34.284	182.1	5:58:41.076
27	1	2:03.067	47.503	41.436	34.128	177.0	6:00:44.143
28	1	2:04.899	46.906	41.412	36.581	182.7	6:02:49.042
29	1		48.265			168.4	

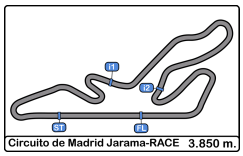

Circuito de Madrid Jarama - RACE

XI UV Endurance RACE Jarama

Carrera 8 horas resistencia

Tiempos Por Vuelta 6 Horas

9 PUNTAL PRODUCTIONS BMW 325I

3 MADRID HISTORICOS

Vta.	D	Tiempo		Sector 1	Sector 2	Sector 3	V. Max.	Elapsed
1	1	5:01:48.518		5:00:33.991	40.539	33.988		5:01:48.518
2	1	4:42.395	P	46.724	42.051	3:13.620	186.5	5:06:30.913
3	1	7:32.431		6:13.966	43.126	35.339	82.1	5:14:03.344
4	1	2:04.847		47.785	42.559	34.503	180.3	5:16:08.191
5	1	2:02.748		47.475	41.290	33.983	166.9	5:18:10.939
6	1	2:03.423		47.577	41.388	34.458	177.3	5:20:14.362
7	1	2:02.727		47.329	41.109	34.289	170.3	5:22:17.089
8	1	2:02.064		47.292	40.816	33.956	169.2	5:24:19.153
9	1	2:02.474		46.987	41.259	34.228	173.9	5:26:21.627
10	1	2:04.174		46.679	41.216	36.279	180.9	5:28:25.801
11	1	2:01.478		46.639	40.752	34.087	183.0	5:30:27.279
12	1	2:01.187		46.579	40.614	33.994	177.3	5:32:28.466
13	1	2:01.756		46.891	40.883	33.982	186.5	5:34:30.222
14	1	2:03.098		46.960	41.305	34.833	173.0	5:36:33.320
15	1	2:03.527		47.297	41.787	34.443	174.1	5:38:36.847
16	1	2:02.810		46.633	41.699	34.478	178.8	5:40:39.657
17	1	2:04.312		47.792	42.017	34.503	169.5	5:42:43.969
18	1	2:02.208		46.595	41.309	34.304	188.1	5:44:46.177
19	1	2:03.736		47.305	40.861	35.570	174.4	5:46:49.913
20	1	2:02.043		46.876	40.937	34.230	183.0	5:48:51.956
21	1	2:03.533		46.925	42.753	33.855	184.9	5:50:55.489
22	1	2:01.887		46.825	41.125	33.937	172.8	5:52:57.376
23	1	2:03.699		47.406	41.717	34.576	186.5	5:55:01.075
24	1	2:02.663		47.238	41.214	34.211	185.2	5:57:03.738
25	1	2:03.812		47.595	41.624	34.593	185.2	5:59:07.550
26	1	2:03.709		47.401	41.692	34.616	186.5	6:01:11.259
27	1	2:03.783		46.947	41.300	35.536	181.5	6:03:15.042

10 PRIMERA TEAM NISSAN PRIMERA

2 EFICAR TEAM

Vta.	D	Tiempo		Sector 1	Sector 2	Sector 3	V. Max.	Elapsed
1	1	5:01:15.765			5:00:40.486	35.279		5:01:15.765
2	1	2:08.356		48.920	43.901	35.535	150.0	5:03:24.121
3	1	2:06.600		48.155	42.948	35.497	172.2	5:05:30.721
4	1	2:06.052		48.427	42.674	34.951	159.2	5:07:36.773
5	1	2:07.734		48.835	42.764	36.135	162.8	5:09:44.507
6	1	2:12.560		50.605	43.867	38.088	148.1	5:11:57.067
7	1	5:44.532	P	50.345	44.407	4:09.780	165.8	5:17:41.599
8	1	6:49.728	P	5:17.707	45.859	46.162	91.2	5:24:31.327
9	1	10:02.818		8:43.002	44.069	35.747	88.1	5:34:34.145
10	1	2:07.779		49.481	42.932	35.366	169.2	5:36:41.924
11	1	2:08.940		49.179	43.259	36.502	165.3	5:38:50.864
12	1	2:06.800		49.301	42.456	35.043	165.1	5:40:57.664
13	1	2:09.371		48.670	42.234	38.467	169.8	5:43:07.035

11 RR2 MOTORSPORT V. GOLF

2 ESCUDERIA MEDITERRANEO DE ALICANTE

Vta.	D	Tiempo		Sector 1	Sector 2	Sector 3	V. Max.	Elapsed
1	1	5:02:26.873		5:01:07.334	43.794	35.745	81.3	5:02:26.873
2	1	2:04.966		48.268	41.774	34.924	170.8	5:04:31.839
3	1	2:03.292		47.342	41.617	34.333	185.8	5:06:35.131
4	1	2:03.470		47.286	41.424	34.760	183.0	5:08:38.601
5	1	2:04.838		47.190	43.060	34.588	182.1	5:10:43.439
6	1	2:03.136		47.285	41.430	34.421	185.5	5:12:46.575
7	1	2:02.761		46.925	41.338	34.498	185.2	5:14:49.336
8	1	2:03.331		47.352	41.346	34.633	183.9	5:16:52.667
9	1	2:03.419		47.224	41.535	34.660	183.9	5:18:56.086
10	1	2:04.751		48.119	42.086	34.546	183.9	5:21:00.837
11	1	2:04.635		47.801	42.223	34.611	184.3	5:23:05.472
12	1	2:04.162		47.791	41.679	34.692	183.0	5:25:09.634
13	1	2:04.432		47.724	41.768	34.940	178.8	5:27:14.066
14	1	2:04.796		48.323	41.833	34.640	182.1	5:29:18.862
15	1	2:05.194		48.616	41.923	34.655	177.9	5:31:24.056
16	1	2:03.532		47.458	41.815	34.259	183.6	5:33:27.588
17	1	2:04.159		47.293	42.006	34.860	186.2	5:35:31.747
18	1	2:05.169		48.245	41.612	35.312	181.2	5:37:36.916
19	1	2:03.491		47.341	41.373	34.777	184.6	5:39:40.407
20	1	2:04.859		47.594	42.430	34.835	183.9	5:41:45.266
21	1	2:07.590		49.770	42.405	35.415	174.1	5:43:52.856
22	1	2:12.103		52.702	44.323	35.078	171.9	5:46:04.959
23	1	2:08.932		48.916	44.646	35.370	177.9	5:48:13.891
24	1	6:28.391	P	48.700	42.096	4:57.595	178.8	5:54:42.282
25	1			8:06.009	45.313		68.8	

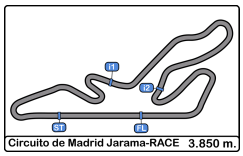

Circuito de Madrid Jarama - RACE

XI UV Endurance RACE Jarama

Carrera 8 horas resistencia

Tiempos Por Vuelta 6 Horas

13 ASAP RACING HONDA CIVIC

1 ANDRES SANCHEZ PEREZ

Vta.	D	Tiempo	Sector 1	Sector 2	Sector 3	V. Max.	Elapsed
1	1	5:00:47.578		5:00:13.214	34.364		5:00:47.578
2	1	2:01.689	46.844	40.820	34.025	177.9	5:02:49.267
3	1	2:02.594	46.937	41.357	34.300	177.6	5:04:51.861
4	1	2:01.611	46.703	40.760	34.148	184.9	5:06:53.472
5	1	2:01.950	46.854	40.861	34.235	176.1	5:08:55.422
6	1	2:02.084	47.102	40.961	34.021	175.8	5:10:57.506
7	1	2:02.915	47.218	41.023	34.674	185.8	5:13:00.421
8	1	2:02.582	47.693	40.739	34.150	177.0	5:15:03.003
9	1	2:02.010	47.211	40.743	34.056	183.9	5:17:05.013
10	1	2:01.856	46.907	40.805	34.144	182.7	5:19:06.869
11	1	2:02.381	47.080	40.467	34.834	169.8	5:21:09.250
12	1	2:02.961	47.302	41.426	34.233	171.7	5:23:12.211
13	1	2:02.916	47.603	41.051	34.262	172.5	5:25:15.127
14	1	2:02.865	47.560	40.908	34.397	174.7	5:27:17.992
15	1	2:01.407	47.068	40.482	33.857	173.6	5:29:19.399
16	1	2:02.490	47.709	40.662	34.119	184.6	5:31:21.889
17	1	2:03.397	46.958	42.305	34.134	186.5	5:33:25.286
18	1	2:01.123	46.657	40.372	34.094	184.6	5:35:26.409
19	1	2:01.626	47.133	40.503	33.990	181.2	5:37:28.035
20	1	2:02.545	46.967	41.064	34.514	181.8	5:39:30.580
21	1	2:01.369	46.912	40.449	34.008	181.8	5:41:31.949
22	1	2:02.221	46.897	40.667	34.657	185.5	5:43:34.170
23	1	2:05.146	50.510	40.739	33.897	182.1	5:45:39.316
24	1	2:01.252	46.982	40.477	33.793	180.9	5:47:40.568
25	1	2:01.253	46.539	40.719	33.995	189.8	5:49:41.821
26	1	2:03.802	47.352	42.339	34.111	175.6	5:51:45.623
27	1	2:02.231	47.109	41.196	33.926	177.0	5:53:47.854
28	1	2:01.401	46.726	40.799	33.876	182.7	5:55:49.255
29	1	2:01.675	46.873	40.774	34.028	181.8	5:57:50.930
30	1	2:02.085	46.865	41.153	34.067	172.5	5:59:53.015
31	1	2:01.601	47.073	40.612	33.916	173.6	6:01:54.616
32	1		47.705	40.559		178.5	

14 E-PERFORMANCE HONDA CIVIC

1 ULTIMA VUELTA

Vta.	D	Tiempo	Sector 1	Sector 2	Sector 3	V. Max.	Elapsed
1	1	5:01:58.853	5:00:40.551	42.957	35.345		5:01:58.853
2	1	2:11.334	50.260	44.575	36.499	162.4	5:04:10.187
3	1	2:08.463	48.870	43.513	36.080	173.9	5:06:18.650
4	1	2:10.528	49.229	44.369	36.930	174.1	5:08:29.178
5	1	2:09.028	49.159	44.117	35.752	174.4	5:10:38.206
6	1	2:09.413	48.808	44.425	36.180	175.8	5:12:47.619
7	1	2:08.678	49.043	44.057	35.578	175.8	5:14:56.297
8	1	2:08.660	49.022	43.824	35.814	173.3	5:17:04.957
9	1	2:08.458	48.417	44.299	35.742	175.0	5:19:13.415
10	1	2:08.545	48.708	43.782	36.055	173.0	5:21:21.960
11	1	2:09.620	49.162	44.211	36.247	170.8	5:23:31.580
12	1	2:10.526	49.817	44.379	36.330	173.3	5:25:42.106
13	1	2:12.574	49.713	46.620	36.241	173.0	5:27:54.680
14	1	2:09.887	49.435	44.188	36.264	173.3	5:30:04.567
15	1	2:07.982	49.314	43.050	35.618	174.1	5:32:12.549
16	1	2:06.486	48.474	42.438	35.574	174.1	5:34:19.035
17	1	2:07.448	48.281	43.592	35.575	173.9	5:36:26.483
18	1	2:06.943	48.363	42.962	35.618	175.6	5:38:33.426
19	1	2:08.268	48.396	44.479	35.393	174.4	5:40:41.694
20	1	2:10.352	49.360	43.467	37.525	175.8	5:42:52.046
21	1	2:07.904	48.712	43.378	35.814	174.1	5:44:59.950
22	1	2:06.487	48.547	42.422	35.518	175.8	5:47:06.437
23	1	2:03.928	47.408	41.768	34.752	175.0	5:49:10.365
24	1	2:04.043	47.864	41.712	34.467	175.8	5:51:14.408
25	1	2:06.851	49.150	42.519	35.182	176.4	5:53:21.259
26	1	2:04.773	47.886	42.013	34.874	178.8	5:55:26.032
27	1	2:05.240	47.825	42.246	35.169	177.3	5:57:31.272
28	1	2:07.398	48.955	43.095	35.348	177.0	5:59:38.670
29	1		48.119	43.699		177.6	

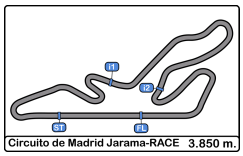

Circuito de Madrid Jarama - RACE

XI UV Endurance RACE Jarama

Carrera 8 horas resistencia

Tiempos Por Vuelta 6 Horas

15 BOYACA SAXO — SAXO

SAXO — VSR MOTORSPORT

Vta.	D	Tiempo	Sector 1	Sector 2	Sector 3	V. Max.	Elapsed
1	1	5:01:50.628	5:00:29.340	44.426	36.862		5:01:50.628
2	1	2:10.527	49.671	44.278	36.578	167.7	5:04:01.155
3	1	2:12.993	50.635	45.847	36.511	168.2	5:06:14.148
4	1	2:10.831	49.719	44.659	36.453	167.1	5:08:24.979
5	1	2:11.146	50.321	44.396	36.429	167.7	5:10:36.125
6	1	2:10.036	49.606	44.105	36.325	167.7	5:12:46.161
7	1	2:11.396	49.851	44.326	37.219	167.1	5:14:57.557
8	1	2:11.167	49.912	44.644	36.611	168.2	5:17:08.724
9	1	2:10.534	49.613	44.309	36.612	167.4	5:19:19.258
10	1	2:10.635	49.612	44.490	36.533	167.4	5:21:29.893
11	1	2:14.548	50.507	46.299	37.742	167.7	5:23:44.441
12	1	2:09.967	49.664	44.082	36.221	166.9	5:25:54.408
13	1	2:10.107	49.429	44.131	36.547	168.7	5:28:04.515
14	1	2:10.703	49.675	44.297	36.731	167.7	5:30:15.218
15	1	2:12.119	49.918	44.940	37.261	166.1	5:32:27.337
16	1	2:12.534	50.864	44.779	36.891	162.4	5:34:39.871
17	1	2:12.071	49.757	45.180	37.134	167.7	5:36:51.942
18	1	2:12.553	50.394	45.256	36.903	165.8	5:39:04.495
19	1	2:11.961	49.957	45.088	36.916	168.4	5:41:16.456
20	1	8:52.773 P	50.315	45.063	7:17.395	166.9	5:50:09.229
21	1	3:50.689	2:30.467	43.662	36.560	90.9	5:53:59.918
22	1	2:11.358	51.149	44.035	36.174	166.4	5:56:11.276
23	1	2:08.493	49.209	43.337	35.947	171.9	5:58:19.769
24	1	2:08.523	48.976	43.466	36.081	169.0	6:00:28.292
25	1	2:09.167	49.295	43.664	36.208	168.4	6:02:37.459
26	1		48.942			169.5	

16 SAAB ENDURANCE RACING SOCIETY — SAAB 900I

2 — ESCUDERIA 1000 LAGOS

Vta.	D	Tiempo	Sector 1	Sector 2	Sector 3	V. Max.	Elapsed
1	1	5:01:30.605	5:00:09.486	44.377	36.742		5:01:30.605
2	1	2:11.416	49.727	44.927	36.762	172.8	5:03:42.021
3	1	2:10.205	49.698	44.002	36.505	164.8	5:05:52.226
4	1	2:13.012	50.223	46.378	36.411	161.1	5:08:05.238
5	1	2:12.423	49.740	45.127	37.556	173.3	5:10:17.661
6	1	2:11.767	49.726	44.252	37.789	162.4	5:12:29.428
7	1	2:09.615	49.319	44.079	36.217	166.1	5:14:39.043
8	1	2:08.042	48.790	43.451	35.801	179.4	5:16:47.085
9	1	2:08.005	48.524	43.155	36.326	179.7	5:18:55.090
10	1	2:10.711	50.857	43.652	36.202	170.8	5:21:05.801
11	1	2:09.262	48.809	44.612	35.841	175.0	5:23:15.063
12	1	2:07.882	48.957	43.190	35.735	171.1	5:25:22.945
13	1	2:11.031	49.491	43.686	37.854	161.6	5:27:33.976
14	1	2:13.080	54.194	43.251	35.635	145.5	5:29:47.056
15	1	2:11.194	50.460	44.883	35.851	169.2	5:31:58.250
16	1	2:09.376	49.615	43.484	36.277	165.8	5:34:07.626
17	1	2:08.770	50.735	42.728	35.307	152.1	5:36:16.396
18	1	2:09.806	49.023	45.205	35.578	167.4	5:38:26.202
19	1	2:08.082	49.571	42.657	35.854	164.1	5:40:34.284
20	1	2:12.243	49.584	46.316	36.343	161.9	5:42:46.527
21	1	2:27.291 P	53.406	46.787	47.098	151.8	5:45:13.818
22	1	14:03.520	12:32.238	51.801	39.481	70.1	5:59:17.338
23	1	2:16.733	53.164	46.146	37.423	143.2	6:01:34.071
24	1	2:11.902	51.006	44.552	36.344	159.2	6:03:45.973

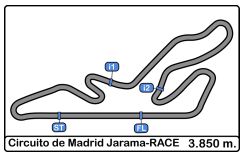

Circuito de Madrid Jarama - RACE

XI UV Endurance RACE Jarama

Carrera 8 horas resistencia

Tiempos Por Vuelta 6 Horas

17 EMAN EGURRE BMW 325I

3 EMAN EGURRE

Vta.	D	Tiempo	Sector 1	Sector 2	Sector 3	V. Max.	Elapsed
1	1	5:01:46.600	5:00:26.905	42.898	36.797		5:01:46.600
2	1	2:08.922	49.476	43.111	36.335	181.5	5:03:55.522
3	1	2:13.624	51.171	45.413	37.040	167.4	5:06:09.146
4	1	2:10.994	51.679	43.495	35.820	144.5	5:08:20.140
5	1	2:10.036	49.174	43.019	37.843	182.7	5:10:30.176
6	1	2:08.062	49.183	42.737	36.142	185.2	5:12:38.238
7	1	2:07.537	49.001	42.409	36.127	175.8	5:14:45.775
8	1	2:07.736	48.735	42.635	36.366	180.6	5:16:53.511
9	1	2:07.496	48.933	42.556	36.007	178.2	5:19:01.007
10	1	2:08.204	49.091	42.705	36.408	178.8	5:21:09.211
11	1	2:09.241	50.105	43.264	35.872	155.8	5:23:18.452
12	1	2:06.866	48.659	42.854	35.353	188.1	5:25:25.318
13	1	2:09.503	48.400	43.306	37.797	180.0	5:27:34.821
14	1	2:13.920	54.056	43.788	36.076	160.4	5:29:48.741
15	1	2:11.159	49.859	44.824	36.476	186.2	5:31:59.900
16	1	2:08.699	49.557	43.043	36.099	167.9	5:34:08.599
17	1	2:06.669	48.599	42.211	35.859	173.9	5:36:15.268
18	1	2:10.229	49.401	44.327	36.501	166.9	5:38:25.497
19	1	2:08.647	49.022	42.753	36.872	181.2	5:40:34.144
20	1	2:17.811	53.087	46.650	38.074	149.7	5:42:51.955
21	1	9:45.030 P	50.833	44.617	8:09.580	150.8	5:52:36.985
22	1	4:25.644	3:07.081	42.871	35.692	87.6	5:57:02.629
23	1	2:06.829	49.705	42.306	34.818	177.0	5:59:09.458
24	1	2:06.180	48.881	42.136	35.163	185.2	6:01:15.638
25	1	2:06.215	48.527	41.731	35.957	185.2	6:03:21.853

19 FERNANDO NAVARRETE BMW 325I

3 ULTIMA VUELTA

Vta.	D	Tiempo	Sector 1	Sector 2	Sector 3	V. Max.	Elapsed
1	1	5:02:00.586	5:00:47.072	40.160	33.354		5:02:00.586
2	1	1:59.109	45.764	40.083	33.262	184.6	5:03:59.695
3	1	1:58.748	45.595	40.039	33.114	185.5	5:05:58.443
4	1	1:57.765	45.061	39.920	32.784	183.6	5:07:56.208
5	1	1:58.076	45.174	40.091	32.811	185.2	5:09:54.284
6	1	1:59.382	45.777	40.117	33.488	187.1	5:11:53.666
7	1	1:58.904	46.527	39.527	32.850	178.8	5:13:52.570
8	1	1:57.774	44.741	39.934	33.099	188.8	5:15:50.344
9	1	1:58.454	45.491	39.768	33.195	188.8	5:17:48.798
10	1	1:58.234	45.329	39.767	33.138	188.1	5:19:47.032
11	1	1:57.872	45.159	39.637	33.076	187.5	5:21:44.904
12	1	1:57.782	45.040	39.882	32.860	190.8	5:23:42.686
13	1	1:58.944	46.208	39.873	32.863	188.8	5:25:41.630
14	1	1:57.680	45.256	39.680	32.744	186.2	5:27:39.310
15	1	2:00.158	45.863	41.072	33.223	188.4	5:29:39.468
16	1	1:59.139	45.504	40.261	33.374	182.7	5:31:38.607
17	1	1:59.538	45.898	40.367	33.273	177.0	5:33:38.145
18	1	1:58.464	45.063	40.513	32.888	184.9	5:35:36.609
19	1	1:59.135	45.170	40.736	33.229	182.4	5:37:35.744
20	1	2:00.163	45.437	41.155	33.571	186.8	5:39:35.907
21	1	1:58.349	45.281	40.049	33.019	183.6	5:41:34.256
22	1	2:00.060	45.777	40.489	33.794	182.1	5:43:34.316
23	1	2:02.000	49.046	40.084	32.870	185.2	5:45:36.316
24	1	1:59.290	45.292	40.734	33.264	185.8	5:47:35.606
25	1	1:59.339	45.234	40.889	33.216	179.1	5:49:34.945
26	1	1:59.954	45.697	41.035	33.222	181.5	5:51:34.899
27	1	1:59.225	45.641	40.586	32.998	179.4	5:53:34.124
28	1	2:00.027	45.980	40.404	33.643	171.9	5:55:34.151
29	1	1:59.307	45.715	40.369	33.223	175.6	5:57:33.458
30	1	1:59.763	46.232	40.439	33.092	177.9	5:59:33.221
31	1	2:00.193	45.442	41.189	33.562	172.5	6:01:33.414
32	1	1:58.681	45.480	40.279	32.922	180.0	6:03:32.095

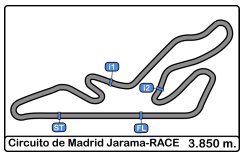

Circuito de Madrid Jarama - RACE

XI UV Endurance RACE Jarama

Carrera 8 horas resistencia

Tiempos Por Vuelta 6 Horas

20 EFICAR TEAM SAXO — SAXO — SAXO EFICAR TEAM

Vta.	D	Tiempo	Sector 1	Sector 2	Sector 3	V. Max.	Elapsed
1	1	5:00:12.383			5:00:12.383		5:00:12.383
2	1	2:07.691	48.652	43.066	35.973	171.7	5:02:20.074
3	1	2:07.585	48.230	43.179	36.176	171.1	5:04:27.659
4	1	2:07.135	48.583	42.848	35.704	172.8	5:06:34.794
5	1	2:09.229	48.770	44.307	36.152	172.5	5:08:44.023
6	1	2:07.591	48.628	43.137	35.826	170.3	5:10:51.614
7	1	2:07.765	48.975	43.199	35.591	169.0	5:12:59.379
8	1	2:09.101	49.902	43.276	35.923	166.6	5:15:08.480
9	1	2:07.732	48.591	43.279	35.862	168.7	5:17:16.212
10	1	2:07.623	48.618	43.153	35.852	168.2	5:19:23.835
11	1	2:07.956	48.766	43.365	35.825	169.0	5:21:31.791
12	1	2:10.769	49.023	45.378	36.368	172.2	5:23:42.560
13	1	2:07.637	48.618	43.036	35.983	170.3	5:25:50.197
14	1	2:08.823	49.584	43.214	36.025	171.1	5:27:59.020
15	1	2:07.749	48.743	43.165	35.841	169.5	5:30:06.769
16	1	2:08.131	49.117	43.104	35.910	170.3	5:32:14.900
17	1	2:07.260	48.656	42.874	35.730	167.7	5:34:22.160
18	1	2:08.884	49.152	43.294	36.438	163.1	5:36:31.044
19	1	2:10.890	50.505	44.411	35.974	168.4	5:38:41.934
20	1	2:10.269	50.188	44.308	35.773	161.9	5:40:52.203
21	1	2:08.218	48.712	43.565	35.941	171.1	5:43:00.421
22	1	2:11.460	51.396	43.919	36.145	145.1	5:45:11.881
23	1	2:09.532	49.413	43.833	36.286	168.2	5:47:21.413
24	1	2:12.513	51.086	44.702	36.725	151.8	5:49:33.926
25	1	2:10.391	49.660	44.296	36.435	164.3	5:51:44.317
26	1	2:14.249	51.584	44.896	37.769	152.7	5:53:58.566
27	1	2:12.426	51.030	44.868	36.528	164.1	5:56:10.992
28	1	4:59.139 P	50.754	45.608	3:22.777	155.1	6:01:10.131

21 DHR — 2 — NISSAN SUNY ULTIMA VUELTA

Vta.	D	Tiempo	Sector 1	Sector 2	Sector 3	V. Max.	Elapsed
1	1	5:01:59.135	5:00:43.031	41.315	34.789		5:01:59.135
2	1	2:03.864	48.449	41.303	34.112	177.6	5:04:02.999
3	1	2:06.547	49.312	41.573	35.662	181.8	5:06:09.546
4	1	2:02.828	47.685	40.967	34.176	174.7	5:08:12.374
5	1	2:03.210	47.183	41.943	34.084	183.3	5:10:15.584
6	1	2:03.211	47.226	41.351	34.634	183.0	5:12:18.795
7	1	2:02.697	47.337	41.172	34.188	177.6	5:14:21.492
8	1	2:02.412	47.289	41.049	34.074	183.0	5:16:23.904
9	1	2:03.116	47.317	41.646	34.153	182.4	5:18:27.020
10	1	2:02.861	47.233	41.272	34.356	183.3	5:20:29.881
11	1	2:04.121	48.655	41.308	34.158	162.6	5:22:34.002
12	1	2:02.980	47.249	41.505	34.226	180.6	5:24:36.982
13	1	2:02.685	47.490	41.115	34.080	181.8	5:26:39.667
14	1	2:02.941	47.272	40.986	34.683	179.4	5:28:42.608
15	1	2:02.604	47.153	41.019	34.432	181.8	5:30:45.212
16	1	2:04.366	47.585	41.978	34.803	180.3	5:32:49.578
17	1	2:04.197	48.542	41.672	33.983	182.4	5:34:53.775
18	1	2:03.189	47.773	41.265	34.151	184.6	5:36:56.964
19	1	2:03.229	47.216	42.017	33.996	181.5	5:39:00.193
20	1	2:02.439	47.111	41.203	34.125	182.4	5:41:02.632
21	1	2:02.365	47.057	41.101	34.207	185.5	5:43:04.997
22	1	2:02.719	47.531	41.112	34.076	178.2	5:45:07.716
23	1	2:03.275	47.440	41.629	34.206	180.0	5:47:10.991
24	1	2:02.314	47.125	40.979	34.210	179.4	5:49:13.305
25	1	2:02.238	47.222	40.987	34.029	185.5	5:51:15.543
26	1	2:02.593	47.688	40.825	34.080	187.5	5:53:18.136
27	1	2:03.817	47.216	42.469	34.132	183.9	5:55:21.953
28	1	2:02.165	47.233	40.829	34.103	181.8	5:57:24.118
29	1	2:02.451	47.380	40.996	34.075	184.9	5:59:26.569
30	1	2:02.545	47.239	41.236	34.070	182.7	6:01:29.114
31	1	2:02.766	47.314	40.809	34.643	183.6	6:03:31.880

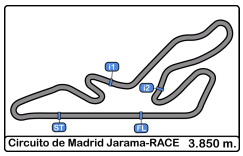

Circuito de Madrid Jarama - RACE

XI UV Endurance RACE Jarama

Carrera 8 horas resistencia

Tiempos Por Vuelta 6 Horas

22 TECSPORT - OLIMPIA V. GOLF

2 ULTIMA VUELTA

Vta.	D	Tiempo	Sector 1	Sector 2	Sector 3	V. Max.	Elapsed
1	1	5:01:16.002		5:00:41.605	34.397		5:01:16.002
2	1	2:01.717	46.711	40.847	34.159	182.1	5:03:17.719
3	1	2:02.019	47.364	40.693	33.962	179.4	5:05:19.738
4	1	2:01.058	46.507	40.551	34.000	183.0	5:07:20.796
5	1	2:01.340	46.498	40.745	34.097	182.1	5:09:22.136
6	1	2:01.651	46.900	40.646	34.105	185.2	5:11:23.787
7	1	2:01.558	46.849	40.497	34.212	186.5	5:13:25.345
8	1	2:01.617	46.604	40.814	34.199	185.2	5:15:26.962
9	1	2:01.866	46.946	40.658	34.262	184.9	5:17:28.828
10	1	2:01.400	46.478	40.580	34.342	184.9	5:19:30.228
11	1	2:01.535	46.856	40.657	34.022	185.5	5:21:31.763
12	1	2:01.272	46.457	40.568	34.247	182.4	5:23:33.035
13	1	2:01.481	46.999	40.461	34.021	180.9	5:25:34.516
14	1	2:01.014	46.445	40.560	34.009	184.3	5:27:35.530
15	1	2:01.505	46.551	40.975	33.979	178.2	5:29:37.035
16	1	2:00.688	46.286	40.126	34.276	187.1	5:31:37.723
17	1	2:02.101	47.423	40.595	34.083	186.8	5:33:39.824
18	1	2:01.473	47.238	40.362	33.873	185.2	5:35:41.297
19	1	2:03.459	48.508	40.769	34.182	187.1	5:37:44.756
20	1	2:00.348	45.999	40.535	33.814	188.8	5:39:45.104
21	1	2:02.288	48.039	40.287	33.962	186.2	5:41:47.392
22	1	2:00.892	46.515	40.471	33.906	187.5	5:43:48.284
23	1	2:00.362	46.288	40.208	33.866	185.8	5:45:48.646
24	1	2:00.542	46.191	40.530	33.821	188.1	5:47:49.188
25	1	2:00.648	46.145	40.642	33.861	188.1	5:49:49.836
26	1	2:06.726	46.057	46.467	34.202	185.2	5:51:56.562
27	1	2:01.607	46.360	40.851	34.396	185.2	5:53:58.169
28	1	2:00.947	46.324	40.599	34.024	186.5	5:55:59.116
29	1	2:01.475	46.309	40.768	34.398	186.5	5:58:00.591
30	1	2:01.383	46.497	40.592	34.294	184.3	6:00:01.974
31	1	2:02.322	46.440	40.798	35.084	190.4	6:02:04.296
32	1		46.772	41.004		182.1	

23 RIGA SAXO SAXO

SAXO RASANTE SPORT

Vta.	D	Tiempo	Sector 1	Sector 2	Sector 3	V. Max.	Elapsed
1	1	5:00:08.394			5:00:08.394		5:00:08.394
2	1	2:09.074	49.058	43.872	36.144	170.6	5:02:17.468
3	1	2:08.178	48.938	43.462	35.778	167.9	5:04:25.646
4	1	2:07.955	48.921	43.377	35.657	165.3	5:06:33.601
5	1	2:11.139	49.573	45.401	36.165	168.7	5:08:44.740
6	1	2:07.372	48.401	43.181	35.790	173.6	5:10:52.112
7	1	2:09.079	48.853	43.802	36.424	173.3	5:13:01.191
8	1	2:10.825	49.894	44.476	36.455	164.8	5:15:12.016
9	1	2:12.339	50.223	45.574	36.542	162.6	5:17:24.355
10	1	2:09.984	49.602	44.430	35.952	164.6	5:19:34.339
11	1	2:08.779	49.061	43.873	35.845	167.7	5:21:43.118
12	1	2:10.194	49.878	44.262	36.054	157.6	5:23:53.312
13	1	2:08.899	48.932	43.947	36.020	168.7	5:26:02.211
14	1	2:09.986	49.300	44.229	36.457	164.3	5:28:12.197
15	1	2:10.265	49.642	43.963	36.660	157.8	5:30:22.462
16	1	2:10.929	49.612	44.877	36.440	162.4	5:32:33.391
17	1	2:10.462	49.739	44.119	36.604	161.1	5:34:43.853
18	1	2:12.398	50.083	45.333	36.982	159.5	5:36:56.251
19	1	2:11.533	50.159	44.585	36.789	162.6	5:39:07.784
20	1	2:12.036	49.814	45.263	36.959	156.2	5:41:19.820
21	1	2:11.140	50.195	44.662	36.283	154.2	5:43:30.960
22	1	2:23.731	56.848	49.725	37.158	150.0	5:45:54.691
23	1	2:15.951	51.626	46.693	37.632	145.3	5:48:10.642
24	1	6:44.944 P	50.986	46.282	5:07.676	148.3	5:54:55.586
25	1	5:54.305	4:35.138	43.762	35.405	87.8	6:00:49.891
26	1	2:07.540	48.562	43.315	35.663	171.1	6:02:57.431
27	1		48.259			171.9	

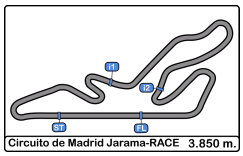

Circuito de Madrid Jarama - RACE

XI UV Endurance RACE Jarama

Carrera 8 horas resistencia

Tiempos Por Vuelta 6 Horas

25 AMAZON SPORT V. GOLF

2 AECD

Vta.	D	Tiempo	Sector 1	Sector 2	Sector 3	V. Max.	Elapsed
1	1	5:01:23.178		5:00:43.910	39.268		5:01:23.178
2	1	2:22.659	52.552	48.577	41.530	165.6	5:03:45.837
3	1	2:23.336	53.289	49.110	40.937	163.8	5:06:09.173
4	1	2:23.795	53.960	48.645	41.190	152.9	5:08:32.968
5	1	2:22.391	52.240	49.275	40.876	169.5	5:10:55.359
6	1	2:22.840	53.376	48.654	40.810	161.4	5:13:18.199
7	1	2:22.046	52.866	48.159	41.021	162.1	5:15:40.245
8	1	2:25.662	57.643	48.757	39.262	153.1	5:18:05.907
9	1	2:20.801	53.930	47.916	38.955	164.8	5:20:26.708
10	1	2:22.600	55.635	47.606	39.359	137.5	5:22:49.308
11	1	2:20.466	53.771	47.693	39.002	158.3	5:25:09.774
12	1	2:24.083	54.936	48.027	41.120	158.5	5:27:33.857
13	1	2:26.638	56.667	49.936	40.035	138.8	5:30:00.495
14	1	2:23.464	56.065	48.248	39.151	156.0	5:32:23.959
15	1	2:24.864	56.098	49.389	39.377	148.7	5:34:48.823
16	1	2:23.252	55.030	47.808	40.414	156.0	5:37:12.075
17	1	8:59.426 P	55.618	48.311	7:15.497	148.5	5:46:11.501
18	1	4:41.533	3:15.307	47.664	38.562	82.3	5:50:53.034
19	1	2:16.883	52.381	46.917	37.585	156.7	5:53:09.917
20	1	2:16.587	51.120	46.852	38.615	162.4	5:55:26.504
21	1	2:16.712	52.768	46.338	37.606	152.9	5:57:43.216
22	1	2:17.629	53.293	46.605	37.731	138.8	6:00:00.845
23	1	2:17.054	53.542	45.448	38.064	144.1	6:02:17.899
24	1		52.695	45.304		133.9	

51 AUTOCODE TORREJON SAXO

SAXO ESCUDERIA CENTRO

Vta.	D	Tiempo	Sector 1	Sector 2	Sector 3	V. Max.	Elapsed
1	1	5:01:27.196	5:00:07.352	43.702	36.142		5:01:27.196
2	1	2:09.560	49.400	43.823	36.337	170.3	5:03:36.756
3	1	2:11.189	49.963	44.816	36.410	169.0	5:05:47.945
4	1	2:10.598	50.148	44.282	36.168	168.4	5:07:58.543
5	1	2:10.316	50.109	43.888	36.319	166.9	5:10:08.859
6	1	2:09.619	49.313	43.880	36.426	169.5	5:12:18.478
7	1	2:11.077	49.990	44.752	36.335	168.7	5:14:29.555
8	1	2:10.062	49.604	43.987	36.471	170.3	5:16:39.617
9	1	2:09.464	49.618	43.720	36.126	168.7	5:18:49.081
10	1	2:09.510	49.438	43.877	36.195	169.0	5:20:58.591
11	1	2:12.113	49.786	45.889	36.438	168.4	5:23:10.704
12	1	2:10.424	50.370	43.810	36.244	157.8	5:25:21.128
13	1	2:08.996	49.189	43.696	36.111	169.5	5:27:30.124
14	1	2:10.776	50.248	44.081	36.447	170.6	5:29:40.900
15	1	2:09.253	49.600	43.649	36.004	167.1	5:31:50.153
16	1	2:12.424	49.803	45.915	36.706	168.7	5:34:02.577
17	1	2:11.028	50.214	44.548	36.266	169.8	5:36:13.605
18	1	2:11.509	49.719	44.410	37.380	169.5	5:38:25.114
19	1	5:34.634 P	51.325	45.222	3:58.087	159.7	5:43:59.748
20	1	9:57.642	8:32.098	44.950	40.594	87.7	5:53:57.390
21	1	2:16.627	53.888	45.067	37.672	147.9	5:56:14.017
22	1	2:23.831 P	50.767	46.620	46.444	160.9	5:58:37.848
23	1	3:33.429	2:11.543	44.771	37.115	87.3	6:02:11.277
24	1		50.608	44.317		161.4	

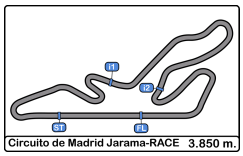

Circuito de Madrid Jarama - RACE

XI UV Endurance RACE Jarama

Carrera 8 horas resistencia

Tiempos Por Vuelta 6 Horas

79 DE AUGUSTO CARRERAS BMW 325I
3 C.D. QUINTANO SPORT

Vta.	D	Tiempo		Sector 1	Sector 2	Sector 3	V. Max.	Elapsed
1	1	5:04:46.766	P	5:00:25.819	42.170	3:38.777		5:04:46.766
2	1	6:24.839		5:07.597	42.269	34.973	84.8	5:11:11.605
3	1	2:02.935		47.325	41.027	34.583	184.6	5:13:14.540
4	1	2:02.914		46.968	41.357	34.589	181.2	5:15:17.454
5	1	2:03.344		46.991	41.826	34.527	187.1	5:17:20.798
6	1	2:03.327		47.631	41.212	34.484	189.4	5:19:24.125
7	1	2:02.627		46.853	41.359	34.415	183.3	5:21:26.752
8	1	2:02.005		46.726	41.027	34.252	183.0	5:23:28.757
9	1	2:01.501		46.338	40.720	34.443	183.3	5:25:30.258
10	1	2:03.274		47.418	40.903	34.953	183.3	5:27:33.532
11	1	2:01.831		46.474	40.953	34.404	186.8	5:29:35.363
12	1	2:03.293		46.779	40.669	35.845	189.8	5:31:38.656
13	1	2:01.988		47.330	40.668	33.990	165.1	5:33:40.644
14	1	2:01.495		46.814	40.630	34.051	182.4	5:35:42.139
15	1	2:02.047		47.214	40.825	34.008	192.1	5:37:44.186
16	1	2:00.562		46.234	40.253	34.075	182.4	5:39:44.748
17	1	2:03.226		48.401	40.763	34.062	188.1	5:41:47.974
18	1	2:01.174		46.790	40.325	34.059	188.4	5:43:49.148
19	1	2:00.592		46.415	40.284	33.893	191.4	5:45:49.740
20	1	2:01.099		46.480	40.607	34.012	193.2	5:47:50.839
21	1	2:00.539		46.061	40.259	34.219	193.5	5:49:51.378
22	1	2:00.514		45.861	40.593	34.060	194.2	5:51:51.892
23	1	2:02.048		46.786	40.940	34.322	185.2	5:53:53.940
24	1	2:01.932		46.676	40.915	34.341	182.7	5:55:55.872
25	1	2:02.424		46.743	40.840	34.841	180.6	5:57:58.296
26	1	2:02.140		46.970	40.579	34.591	183.6	6:00:00.436
27	1			47.300	40.858		179.7	

93 GPLOIL-CKC SUZUKI SWIFT
1 ATKMOTORSPORT MADRID

Vta.	D	Tiempo		Sector 1	Sector 2	Sector 3	V. Max.	Elapsed
1	1	5:00:36.827				5:00:36.827		5:00:36.827
2	1	2:08.588		48.933	43.348	36.307	174.1	5:02:45.415
3	1	2:09.235		48.971	44.275	35.989	172.5	5:04:54.650
4	1	2:08.742		49.025	43.517	36.200	174.1	5:07:03.392
5	1	2:09.677		49.410	43.936	36.331	172.2	5:09:13.069
6	1	2:09.352		49.302	43.933	36.117	172.5	5:11:22.421
7	1	2:09.884		49.908	43.675	36.301	171.7	5:13:32.305
8	1	2:08.516		49.034	43.733	35.749	172.5	5:15:40.821
9	1	2:11.404		49.555	44.474	37.375	175.6	5:17:52.225
10	1	2:10.378		49.452	44.365	36.561	174.1	5:20:02.603
11	1	2:07.738		48.913	42.938	35.887	172.8	5:22:10.341
12	1	2:06.901		48.498	42.754	35.649	171.9	5:24:17.242
13	1	2:09.431		49.682	44.025	35.724	171.9	5:26:26.673
14	1	2:06.945		48.419	42.750	35.776	173.9	5:28:33.618
15	1	2:07.919		48.591	43.182	36.146	173.3	5:30:41.537
16	1	2:09.844		48.787	43.858	37.199	173.0	5:32:51.381
17	1	2:09.206		49.172	43.666	36.368	174.4	5:35:00.587
18	1	2:09.318		48.911	44.263	36.144	173.9	5:37:09.905
19	1	2:08.028		48.565	43.073	36.390	172.5	5:39:17.933
20	1	2:07.555		48.346	43.395	35.814	175.0	5:41:25.488
21	1	2:07.021		48.329	42.922	35.770	174.1	5:43:32.509
22	1	2:13.550		54.532	43.290	35.728	170.8	5:45:46.059
23	1	2:09.740		49.575	43.370	36.795	175.3	5:47:55.799
24	1	2:10.332		50.305	43.588	36.439	170.0	5:50:06.131
25	1	7:22.721	P	49.665	43.858	5:49.198	173.3	5:57:28.852
26	1	4:08.703		2:47.540	45.056	36.107	78.4	6:01:37.555
27	1	2:08.821		48.992	43.925	35.904	172.8	6:03:46.376

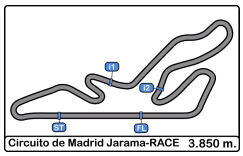

Circuito de Madrid Jarama - RACE
XI UV Endurance RACE Jarama
Carrera 8 horas resistencia
Análisis 6 Horas

Num	T. Vta.	Dif
Vta 1		
1	5:00:06.787	
2	5:00:07.181	00.394
23	5:00:08.394	01.607
8	5:00:10.630	03.843
20	5:00:12.383	05.596
7	5:00:27.026	20.239
4	5:00:34.212	27.425
93	5:00:36.827	30.040
13	5:00:47.578	40.791
10	5:01:15.765	1:08.978
22	5:01:16.002	1:09.215
5	5:01:16.742	1:09.955
25	5:01:23.178	1:16.391
51	5:01:27.196	1:20.409
16	5:01:30.605	1:23.818
17	5:01:46.600	1:39.813
9	5:01:48.518	1:41.731
15	5:01:50.628	1:43.841
14	5:01:58.853	1:52.066
6	5:01:58.947	1:52.160
21	5:01:59.135	1:52.348
19	5:02:00.586	1:53.799
Num	**T. Vta.**	**Dif**
Vta 2		
1	1:58.070	
2	1:58.687	01.011
8	1:59.039	04.812
23	2:09.074	12.611
20	2:07.691	15.217
11	5:02:26.873	1 Lap
7	1:59.994	22.163
4	2:00.694	30.049
93	2:08.588	40.558
13	2:01.689	44.410
22	2:01.717	1:12.862
5	2:04.314	1:16.199
10	2:08.356	1:19.264
51	2:09.560	1:31.899
16	2:11.416	1:37.164
25	2:22.659	1:40.980
17	2:08.922	1:50.665
6	1:56.974	1:51.064
19	1:59.109	1:54.838
15	2:10.527	1:56.298
Num	**T. Vta.**	**Dif**
Vta 3		
1	1:58.111	
21	2:03.864	1 Lap
2	1:58.001	00.901
8	1:58.713	05.414
14	2:11.334	1 Lap
23	2:08.178	22.678
7	1:59.696	23.748
20	2:07.585	24.691
11	2:04.966	1 Lap
4	2:01.334	33.272
79	5:04:46.766	2 Laps
13	2:02.594	48.893
93	2:09.235	51.682
22	2:02.019	1:16.770
5	2:02.123	1:20.211
10	2:06.600	1:27.753
51	2:11.189	1:44.977
16	2:10.205	1:49.258
6	1:57.107	1:50.060
19	1:58.748	1:55.475
Num	**T. Vta.**	**Dif**
Vta 4		
1	1:58.439	
2	1:58.343	00.805
17	2:13.624	1 Lap
25	2:23.336	1 Lap
8	2:00.924	07.899
21	2:06.547	1 Lap
15	2:12.993	1 Lap
14	2:08.463	1 Lap
7	1:59.686	24.995
9	4:42.395	2 Laps
23	2:07.955	32.194
20	2:07.135	33.387
11	2:03.292	1 Lap
4	2:03.008	37.841
13	2:01.611	52.065
93	2:08.742	1:01.985
22	2:01.058	1:19.389
5	2:02.005	1:23.777
10	2:06.052	1:35.366
6	1:56.889	1:48.510
19	1:57.765	1:54.801
51	2:10.598	1:57.136
Num	**T. Vta.**	**Dif**
Vta 5		
2	1:57.700	
1	1:59.049	00.544
16	2:13.012	1 Lap
8	2:00.218	09.612
21	2:02.828	1 Lap
17	2:10.994	1 Lap
15	2:10.831	1 Lap
7	2:00.561	27.051
14	2:10.528	1 Lap
25	2:23.795	1 Lap
11	2:03.470	1 Lap
4	2:02.713	42.049
20	2:09.229	44.111
23	2:11.139	44.828
13	2:01.950	55.510
93	2:09.677	1:13.157
22	2:01.340	1:22.224
5	2:01.939	1:27.211
10	2:07.734	1:44.595
6	1:57.151	1:47.156
19	1:58.076	1:54.372
Num	**T. Vta.**	**Dif**
Vta 6		
2	1:57.056	
1	1:57.568	01.056
51	2:10.316	1 Lap
21	2:03.210	1 Lap
16	2:12.423	1 Lap
7	1:59.803	29.798
17	2:10.036	1 Lap
15	2:11.146	1 Lap
14	2:09.028	1 Lap
11	2:04.838	1 Lap
20	2:07.591	54.646
23	2:07.372	55.144
25	2:22.391	1 Lap
13	2:02.084	1:00.538
79	6:24.839	4 Laps
93	2:09.352	1:25.453
22	2:01.651	1:26.819
5	2:02.798	1:32.953
6	1:58.216	1:48.316
Num	**T. Vta.**	**Dif**
Vta 7		
2	1:56.340	
19	1:59.382	1 Lap
1	1:56.259	00.975
10	2:12.560	1 Lap
51	2:09.619	1 Lap
21	2:03.211	1 Lap
7	1:59.674	33.132
16	2:11.767	1 Lap
17	2:08.062	1 Lap
15	2:10.036	1 Lap
11	2:03.136	1 Lap
14	2:09.413	1 Lap
8	4:41.255	1 Lap
20	2:07.765	1:06.071
13	2:02.915	1:07.113
23	2:09.079	1:07.883
4	4:27.140	1 Lap
79	2:02.935	4 Laps
25	2:22.840	1 Lap
22	2:01.558	1:32.037
5	2:02.258	1:38.871
93	2:09.884	1:38.997
6	1:57.467	1:49.443
Num	**T. Vta.**	**Dif**
Vta 8		
2	1:56.284	
1	1:57.438	02.129
19	1:58.904	1 Lap
9	7:32.431	5 Laps
21	2:02.697	1 Lap
7	1:59.860	36.708
51	2:11.077	1 Lap
16	2:09.615	1 Lap
17	2:07.537	1 Lap
11	2:02.761	1 Lap
14	2:08.678	1 Lap
15	2:11.396	1 Lap
13	2:02.582	1:13.411
20	2:09.101	1:18.888
23	2:10.825	1:22.424
79	2:02.914	4 Laps
22	2:01.617	1:37.370
5	2:04.696	1:47.283
25	2:22.046	1 Lap
6	1:57.815	1:50.974
93	2:08.516	1:51.229
Num	**T. Vta.**	**Dif**
Vta 9		
2	1:56.343	
1	1:56.604	02.390
19	1:57.774	1 Lap
9	2:04.847	5 Laps
21	2:02.412	1 Lap
7	1:59.982	40.347
51	2:10.062	1 Lap
16	2:08.042	1 Lap
11	2:03.331	1 Lap
17	2:07.736	1 Lap
14	2:08.660	1 Lap
13	2:02.010	1:19.078
15	2:11.167	1 Lap
20	2:07.732	1:30.277
79	2:03.344	4 Laps
23	2:12.339	1:38.420
22	2:01.866	1:42.893
6	1:57.270	1:51.901
5	2:03.437	1:54.377
10	5:44.532	2 Laps
Num	**T. Vta.**	**Dif**
Vta 10		
2	1:56.985	
1	1:57.089	02.494
19	1:58.454	1 Lap
93	2:11.404	1 Lap
25	2:25.662	2 Laps
9	2:02.748	5 Laps
3	5:18:18.608	9 Laps
7	1:59.582	42.944
21	2:03.116	1 Lap
51	2:09.464	1 Lap
16	2:08.005	1 Lap
11	2:03.419	1 Lap
17	2:07.496	1 Lap
13	2:01.856	1:23.949
14	2:08.458	1 Lap
15	2:10.534	1 Lap
20	2:07.623	1:40.915
79	2:03.327	4 Laps
8	6:38.082	3 Laps
22	2:01.400	1:47.308
23	2:09.984	1:51.419
6	1:56.831	1:51.747
Num	**T. Vta.**	**Dif**
Vta 11		
2	1:57.332	
5	2:01.808	1 Lap
1	1:56.834	01.996
19	1:58.234	1 Lap
4	6:41.181	4 Laps
93	2:10.378	1 Lap
9	2:03.423	5 Laps
7	2:00.107	45.719
25	2:20.801	2 Laps
3	2:09.838	9 Laps
21	2:02.861	1 Lap
51	2:09.510	1 Lap
11	2:04.751	1 Lap
16	2:10.711	1 Lap
17	2:08.204	1 Lap
13	2:02.381	1:28.998
14	2:08.545	1 Lap
79	2:02.627	4 Laps
15	2:10.635	1 Lap
22	2:01.535	1:51.511
20	2:07.956	1:51.539
8	2:06.127	3 Laps
Num	**T. Vta.**	**Dif**
Vta 12		
2	1:56.259	
1	1:57.259	02.996
23	2:08.779	1 Lap
5	2:02.576	1 Lap
19	1:57.872	1 Lap
4	1:58.189	4 Laps
93	2:07.738	1 Lap
9	2:02.727	5 Laps
7	1:59.820	49.280

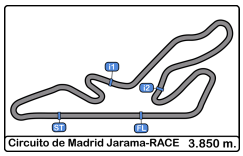

Circuito de Madrid Jarama - RACE
XI UV Endurance RACE Jarama
Carrera 8 horas resistencia
Análisis 6 Horas

Num	T. Vta.	Dif
21	2:04.121	1 Lap
3	2:09.775	9 Laps
25	2:22.600	2 Laps
11	2:04.635	1 Lap
51	2:12.113	1 Lap
13	2:02.961	1:35.700
16	2:09.262	1 Lap
17	2:09.241	1 Lap
79	2:02.005	4 Laps
14	2:09.620	1 Lap
22	2:01.272	1:56.524
Num	**T. Vta.**	**Dif**
Vta 13		
2	1:56.813	
8	2:05.500	4 Laps
20	2:10.769	1 Lap
19	1:57.782	1 Lap
15	2:14.548	2 Laps
4	2:00.700	4 Laps
5	2:06.164	1 Lap
23	2:10.194	1 Lap
93	2:06.901	1 Lap
9	2:02.064	5 Laps
7	1:58.863	51.330
10	6:49.728	5 Laps
6	4:59.387	2 Laps
21	2:02.980	1 Lap
3	2:08.014	9 Laps
11	2:04.162	1 Lap
25	2:20.466	2 Laps
13	2:02.916	1:41.803
51	2:10.424	1 Lap
16	2:07.882	1 Lap
17	2:06.866	1 Lap
79	2:01.501	4 Laps
Num	**T. Vta.**	**Dif**
Vta 14		
2	1:57.599	
22	2:01.481	1 Lap
19	1:58.944	1 Lap
14	2:10.526	2 Laps
8	2:05.337	4 Laps
4	2:00.271	4 Laps
20	2:07.637	1 Lap
15	2:09.967	2 Laps
1	4:15.452	1 Lap
23	2:08.899	1 Lap
9	2:02.474	5 Laps
7	1:59.309	53.040
93	2:09.431	1 Lap
21	2:02.685	1 Lap
3	2:07.870	9 Laps
11	2:04.432	1 Lap

Num	T. Vta.	Dif
13	2:02.865	1:47.069
Num	**T. Vta.**	**Dif**
Vta 15		
2	1:58.973	
51	2:08.996	2 Laps
79	2:03.274	5 Laps
25	2:24.083	3 Laps
16	2:11.031	2 Laps
17	2:09.503	2 Laps
22	2:01.014	1 Lap
19	1:57.680	1 Lap
8	2:03.606	4 Laps
4	2:00.104	4 Laps
14	2:12.574	2 Laps
20	2:08.823	1 Lap
15	2:10.107	2 Laps
23	2:09.986	1 Lap
7	2:00.302	54.369
9	2:04.174	5 Laps
93	2:06.945	1 Lap
21	2:02.941	1 Lap
5	4:59.094	2 Laps
3	2:07.689	9 Laps
11	2:04.796	1 Lap
13	2:01.407	1:49.503
Num	**T. Vta.**	**Dif**
Vta 16		
2	1:56.491	
79	2:01.831	5 Laps
22	2:01.505	1 Lap
19	2:00.158	1 Lap
51	2:10.776	2 Laps
16	2:13.080	2 Laps
17	2:13.920	2 Laps
4	2:00.284	4 Laps
8	2:03.240	4 Laps
25	2:26.638	3 Laps
14	2:09.887	2 Laps
20	2:07.749	1 Lap
15	2:10.703	2 Laps
23	2:10.265	1 Lap
7	1:59.383	57.261
9	2:01.478	5 Laps
93	2:07.919	1 Lap
21	2:02.604	1 Lap
6	6:22.378	4 Laps
3	2:07.810	9 Laps
13	2:02.490	1:55.502
11	2:05.194	1 Lap
Num	**T. Vta.**	**Dif**
Vta 17		
2	1:57.722	

Num	T. Vta.	Dif
22	2:00.688	1 Lap
19	1:59.139	1 Lap
79	2:03.293	5 Laps
4	2:00.134	4 Laps
51	2:09.253	2 Laps
8	2:03.373	4 Laps
16	2:11.194	2 Laps
17	2:11.159	2 Laps
14	2:07.982	2 Laps
20	2:08.131	1 Lap
7	2:00.293	59.832
25	2:23.464	3 Laps
15	2:12.119	2 Laps
9	2:01.187	5 Laps
23	2:10.929	1 Lap
1	6:51.501	3 Laps
21	2:04.366	1 Lap
93	2:09.844	1 Lap
6	1:56.370	4 Laps
3	2:07.973	9 Laps
Num	**T. Vta.**	**Dif**
Vta 18		
2	1:58.252	
13	2:03.397	1 Lap
11	2:03.532	2 Laps
19	1:59.538	1 Lap
22	2:02.101	1 Lap
79	2:01.988	5 Laps
4	1:59.060	4 Laps
8	2:04.978	4 Laps
51	2:12.424	2 Laps
16	2:09.376	2 Laps
17	2:08.699	2 Laps
14	2:06.486	2 Laps
20	2:07.260	1 Lap
7	1:59.320	1:00.900
9	2:01.756	5 Laps
10	10:02.818	9 Laps
15	2:12.534	2 Laps
23	2:10.462	1 Lap
1	2:01.576	3 Laps
25	2:24.864	3 Laps
6	1:56.522	4 Laps
21	2:04.197	1 Lap
93	2:09.206	1 Lap
Num	**T. Vta.**	**Dif**
Vta 19		
2	1:57.702	
3	2:08.619	10 Laps
13	2:01.123	1 Lap
11	2:04.159	2 Laps
19	1:58.464	1 Lap
22	2:01.473	1 Lap

Num	T. Vta.	Dif
79	2:01.495	5 Laps
4	1:58.516	4 Laps
8	2:03.916	4 Laps
51	2:11.028	2 Laps
17	2:06.669	2 Laps
16	2:08.770	2 Laps
7	2:00.019	1:03.217
14	2:07.448	2 Laps
20	2:08.884	1 Lap
9	2:03.098	5 Laps
10	2:07.779	9 Laps
6	1:58.017	4 Laps
1	2:01.520	3 Laps
15	2:12.071	2 Laps
23	2:12.398	1 Lap
21	2:03.189	1 Lap
93	2:09.318	1 Lap
25	2:23.252	3 Laps
Num	**T. Vta.**	**Dif**
Vta 20		
2	1:56.788	
13	2:01.626	1 Lap
3	2:08.476	10 Laps
19	1:59.135	1 Lap
11	2:05.169	2 Laps
79	2:02.047	5 Laps
22	2:03.459	1 Lap
4	1:58.832	4 Laps
8	2:03.285	4 Laps
7	1:59.555	1:05.984
51	2:11.509	2 Laps
17	2:10.229	2 Laps
16	2:09.806	2 Laps
14	2:06.943	2 Laps
9	2:03.527	5 Laps
5	9:48.222	6 Laps
20	2:10.890	1 Lap
6	1:56.495	4 Laps
1	2:00.263	3 Laps
10	2:08.940	9 Laps
21	2:03.229	1 Lap
15	2:12.553	2 Laps
23	2:11.533	1 Lap
Num	**T. Vta.**	**Dif**
Vta 21		
2	1:58.333	
93	2:08.028	2 Laps
13	2:02.545	1 Lap
19	2:00.163	1 Lap
11	2:03.491	2 Laps
3	2:08.743	10 Laps
79	2:00.562	5 Laps
22	2:00.348	1 Lap

Num	T. Vta.	Dif
4	1:58.793	4 Laps
8	2:03.977	4 Laps
7	1:59.687	1:07.338
17	2:08.647	2 Laps
16	2:08.082	2 Laps
9	2:02.810	5 Laps
6	1:56.742	4 Laps
14	2:08.268	2 Laps
5	2:03.966	6 Laps
1	1:59.367	3 Laps
20	2:10.269	1 Lap
10	2:06.800	9 Laps
21	2:02.439	1 Lap
Num	**T. Vta.**	**Dif**
Vta 22		
2	1:58.207	
15	2:11.961	3 Laps
23	2:12.036	2 Laps
93	2:07.555	2 Laps
13	2:01.369	1 Lap
19	1:58.349	1 Lap
11	2:04.859	2 Laps
4	2:00.239	4 Laps
22	2:02.288	1 Lap
79	2:03.226	5 Laps
3	2:09.315	10 Laps
8	2:03.449	4 Laps
7	1:59.862	1:08.993
6	1:56.412	4 Laps
9	2:04.312	5 Laps
16	2:12.243	2 Laps
5	2:04.420	6 Laps
1	1:59.380	3 Laps
17	2:17.811	2 Laps
14	2:10.352	2 Laps
20	2:08.218	1 Lap
21	2:02.365	1 Lap
10	2:09.371	9 Laps
23	2:11.140	1 Lap
93	2:07.021	1 Lap
13	2:02.221	2:20.779
19	2:00.060	2:20.925
4	1:59.731	3 Laps
22	2:00.892	2:34.893
79	2:01.174	4 Laps
11	2:07.590	1 Lap
51	5:34.634	3 Laps
3	2:07.822	9 Laps
8	2:03.571	3 Laps
Num	**T. Vta.**	**Dif**
Vta 23		
7	1:58.725	
6	1:57.229	4 Laps

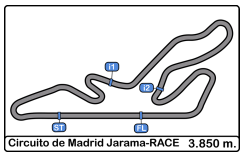

Circuito de Madrid Jarama - RACE

XI UV Endurance RACE Jarama

Carrera 8 horas resistencia

Análisis 6 Horas

Num	T. Vta.	Dif
9	2:02.208	5 Laps
1	1:59.617	3 Laps
5	2:03.414	6 Laps
14	2:07.904	2 Laps
21	2:02.719	1 Lap
20	2:11.460	1 Lap
16	2:27.291	2 Laps
19	2:02.000	1:15.207
13	2:05.146	1:18.207
93	2:13.550	1 Lap
4	2:01.335	3 Laps
22	2:00.362	1:27.537
79	2:00.592	4 Laps
23	2:23.731	1 Lap
11	2:12.103	1 Lap
3	2:08.233	9 Laps
25	8:59.426	6 Laps

Num	T. Vta.	Dif
Vta 24		
7	1:58.923	
8	2:03.475	4 Laps
6	1:58.591	4 Laps
1	2:00.647	3 Laps
9	2:03.736	5 Laps
5	2:01.099	6 Laps
14	2:06.487	2 Laps
21	2:03.275	1 Lap
20	2:09.532	1 Lap
19	1:59.290	1:15.574
13	2:01.252	1:20.536
4	1:58.173	3 Laps
22	2:00.542	1:29.156
79	2:01.099	4 Laps
93	2:09.740	1 Lap
2	6:43.089	1 Lap
23	2:15.951	1 Lap
11	2:08.932	1 Lap
3	2:08.107	9 Laps

Num	T. Vta.	Dif
Vta 25		
7	1:59.150	
8	2:02.590	4 Laps
6	1:56.147	4 Laps
1	1:58.710	3 Laps
9	2:02.043	5 Laps
5	2:01.377	6 Laps
14	2:03.928	2 Laps
21	2:02.314	1 Lap
20	2:12.513	1 Lap
19	1:59.339	1:15.763
13	2:01.253	1:22.639
4	1:58.216	3 Laps
22	2:00.648	1:30.654
79	2:00.539	4 Laps
93	2:10.332	1 Lap
15	8:52.773	5 Laps

Num	T. Vta.	Dif
Vta 26		
7	2:00.390	
6	1:56.642	4 Laps
3	2:09.920	10 Laps
8	2:03.779	4 Laps
1	2:00.443	3 Laps
25	4:41.533	8 Laps
5	2:01.860	6 Laps
9	2:03.533	5 Laps
14	2:04.043	2 Laps
21	2:02.238	1 Lap
19	1:59.954	1:15.327
4	2:01.209	3 Laps
20	2:10.391	1 Lap
13	2:03.802	1:26.051
79	2:00.514	4 Laps
22	2:06.726	1:36.990
2	4:20.091	2 Laps

Num	T. Vta.	Dif
Vta 27		
7	1:58.908	
6	1:56.212	4 Laps
8	2:02.526	4 Laps
3	2:08.970	10 Laps
17	9:45.030	6 Laps
1	2:00.250	3 Laps
5	2:00.824	6 Laps
9	2:01.887	5 Laps
25	2:16.883	8 Laps
21	2:02.593	1 Lap
14	2:06.851	2 Laps
19	1:59.225	1:15.644
4	1:59.848	3 Laps
13	2:02.231	1:29.374
79	2:02.048	4 Laps
51	9:57.642	7 Laps
22	2:01.607	1:39.689
20	2:14.249	1 Lap
15	3:50.689	6 Laps
2	1:57.489	2 Laps
6	1:55.463	3 Laps
8	2:03.279	3 Laps
11	6:28.391	3 Laps
3	2:07.982	9 Laps
1	2:01.089	2 Laps
5	2:00.000	5 Laps
23	6:44.944	3 Laps
9	2:03.699	4 Laps
21	2:03.817	3:03.473
14	2:04.773	1 Lap
25	2:16.587	7 Laps

Num	T. Vta.	Dif
Vta 28		
19	2:00.027	
4	1:59.723	3 Laps
13	2:01.401	15.104
79	2:01.932	4 Laps
22	2:00.947	24.965
2	1:56.321	2 Laps
20	2:12.426	1 Lap
15	2:11.358	6 Laps
6	1:56.167	3 Laps
51	2:16.627	7 Laps
8	2:03.173	3 Laps
7	4:22.626	1:06.955
1	1:59.686	2 Laps
3	2:09.449	9 Laps
5	2:00.777	5 Laps
17	4:25.644	6 Laps
9	2:02.663	4 Laps
21	2:02.165	1:49.967
93	7:22.721	3 Laps
14	2:05.240	1 Lap

Num	T. Vta.	Dif
Vta 29		
19	1:59.307	
4	1:59.365	3 Laps
25	2:16.712	8 Laps
13	2:01.675	17.472
79	2:02.424	4 Laps
22	2:01.475	27.133
2	1:54.755	2 Laps
6	1:56.982	3 Laps
15	2:08.493	6 Laps
51	2:23.831	7 Laps
8	2:03.034	3 Laps
1	1:59.171	2 Laps
5	2:01.138	5 Laps
3	2:07.739	9 Laps
9	2:03.812	4 Laps
17	2:06.829	6 Laps
16	14:03.520	7 Laps
21	2:02.451	1:53.111

Num	T. Vta.	Dif
Vta 30		
19	1:59.763	
14	2:07.398	2 Laps
4	1:58.494	3 Laps
13	2:02.085	19.794
79	2:02.140	4 Laps
2	1:55.490	2 Laps
25	2:17.629	8 Laps
22	2:01.383	28.753
6	1:57.197	3 Laps
15	2:08.523	6 Laps
8	2:03.067	3 Laps
1	1:59.180	2 Laps
23	5:54.305	5 Laps
5	2:00.280	5 Laps
3	2:07.388	9 Laps
20	4:59.139	2 Laps
9	2:03.709	4 Laps
17	2:06.180	6 Laps
21	2:02.545	1:55.893

Num	T. Vta.	Dif
Vta 31		
19	2:00.193	
16	2:16.733	8 Laps
93	4:08.703	5 Laps
4	1:59.616	3 Laps
13	2:01.601	21.202
2	1:55.105	2 Laps
22	2:02.322	30.882
51	3:33.429	8 Laps
6	2:04.773	3 Laps
25	2:17.054	8 Laps
15	2:09.167	6 Laps
8	2:04.899	3 Laps
5	2:00.085	5 Laps
23	2:07.540	5 Laps
9	2:03.783	4 Laps
3	2:08.043	9 Laps
1	2:29.971	2 Laps
17	2:06.215	6 Laps
7	6:45.535	2 Laps
21	2:02.766	1:58.466

Num	T. Vta.	Dif
Vta 32		
19	1:58.681	
4	2:00.637	3 Laps
16	2:11.902	8 Laps
93	2:08.821	5 Laps
2	1:55.692	2 Laps

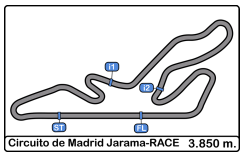

Circuito de Madrid Jarama - RACE

XI UV Endurance RACE Jarama

Carrera 8 horas resistencia

Mejores Sectores 6 Horas

	Sector - 1			Sector - 2			Sector - 3			Vuelta Ideal vs Mejor Vuelta					
Clas	Nº	Equipo	Tiempo	Nº	Equipo	Tiempo	Nº	Equipo	Tiempo	Clas	Nº	Equipo	Vta. Ideal	Mejor Vta.	Clas
1	19	FERNANDO NAVARRETE	43.968	6	GLOBAL CAR ADVISOR	38.419	2	BOYACA SPORT TEAM	32.009	1	2	BOYACA SPORT TEAM	1:54.592	1:54.755	1
2	2	BOYACA SPORT TEAM	44.097	2	BOYACA SPORT TEAM	38.486	6	GLOBAL CAR ADVISOR	32.237	2	19	FERNANDO NAVARRETE	1:54.949	1:55.145	2
3	1	RRO RACING	44.592	19	FERNANDO NAVARRETE	38.727	19	FERNANDO NAVARRETE	32.254	3	6	GLOBAL CAR ADVISOR	1:55.256	1:55.463	3
4	6	GLOBAL CAR ADVISOR	44.600	1	RRO RACING	38.735	1	RRO RACING	32.607	4	1	RRO RACING	1:55.934	1:56.259	4
5	7	JDM MOTOR 2	44.795	7	JDM MOTOR 2	39.059	7	JDM MOTOR 2	32.654	5	7	JDM MOTOR 2	1:56.508	1:56.940	5
6	8	JDM MOTOR 1	44.896	4	M&M RACING TEAM	39.115	4	M&M RACING TEAM	32.735	6	4	M&M RACING TEAM	1:56.866	1:57.270	6
7	4	M&M RACING TEAM	45.016	5	NO BRAIN TEAM	39.148	8	JDM MOTOR 1	33.011	7	8	JDM MOTOR 1	1:57.330	1:57.815	7
8	12	4 TEAM	45.381	8	JDM MOTOR 1	39.423	9	PUNTAL PRODUCTIONS	33.061	8	5	NO BRAIN TEAM	1:57.831	1:58.038	8
9	5	NO BRAIN TEAM	45.451	9	PUNTAL PRODUCTIONS	39.451	13	ASAP RACING	33.220	9	9	PUNTAL PRODUCTIONS	1:58.220	1:58.618	9
10	9	PUNTAL PRODUCTIONS	45.708	13	ASAP RACING	39.562	12	4 TEAM	33.228	10	12	4 TEAM	1:58.345	1:58.633	10
11	13	ASAP RACING	45.714	12	4 TEAM	39.736	5	NO BRAIN TEAM	33.232	11	13	ASAP RACING	1:58.496	1:59.220	11
12	79	DE AUGUSTO CARRERAS	45.861	22	TECSPORT - OLIMPIA	40.126	22	TECSPORT - OLIMPIA	33.797	12	22	TECSPORT - OLIMPIA	1:59.922	2:00.236	12
13	22	TECSPORT - OLIMPIA	45.999	79	DE AUGUSTO CARRERAS	40.204	79	DE AUGUSTO CARRERAS	33.871	13	79	DE AUGUSTO CARRERAS	1:59.936	2:00.514	13
14	24	M BOSS RACING	46.256	11	RR2 MOTORSPORT	40.471	21	DHR	33.886	14	11	RR2 MOTORSPORT	2:00.976	2:01.247	14
15	11	RR2 MOTORSPORT	46.337	17	EMAN EGURRE	40.654	24	M BOSS RACING	34.037	15	24	M BOSS RACING	2:01.186	2:01.784	15
16	21	DHR	46.688	21	DHR	40.809	11	RR2 MOTORSPORT	34.168	16	21	DHR	2:01.383	2:02.151	16
17	10	PRIMERA TEAM	46.827	24	M BOSS RACING	40.893	10	PRIMERA TEAM	34.260	17	17	EMAN EGURRE	2:01.915	2:02.262	17
18	17	EMAN EGURRE	46.893	10	PRIMERA TEAM	40.924	17	EMAN EGURRE	34.368	18	10	PRIMERA TEAM	2:02.011	2:02.371	18
19	43	IMARTI MOTORSPORT	46.943	18	PURA PASION	41.064	18	PURA PASION	34.415	19	43	IMARTI MOTORSPORT	2:02.499	2:02.865	19
20	18	PURA PASION	47.196	43	IMARTI MOTORSPORT	41.140	43	IMARTI MOTORSPORT	34.416	20	18	PURA PASION	2:02.675	2:02.956	20
21	14	E-PERFORMANCE	47.408	14	E-PERFORMANCE	41.712	14	E-PERFORMANCE	34.467	21	14	E-PERFORMANCE	2:03.587	2:03.928	21
22	20	EFICAR TEAM SAXO	47.514	20	EFICAR TEAM SAXO	42.017	20	EFICAR TEAM SAXO	34.888	22	20	EFICAR TEAM SAXO	2:04.419	2:04.455	22
23	3	COIMBRA SAYAGO	47.732	3	COIMBRA SAYAGO	42.485	16	SAAB ENDURANCE RACING SOCIETY	35.115	23	3	COIMBRA SAYAGO	2:05.336	2:05.649	23
24	16	SAAB ENDURANCE RACING SOCIETY	47.936	16	SAAB ENDURANCE RACING SOCIETY	42.566	3	COIMBRA SAYAGO	35.119	24	16	SAAB ENDURANCE RACING SOCIETY	2:05.617	2:06.172	24
25	15	BOYACA SAXO	48.129	93	GPLOIL-CKC	42.702	15	BOYACA SAXO	35.299	25	15	BOYACA SAXO	2:06.133	2:06.347	25
26	23	RIGA SAXO	48.259	15	BOYACA SAXO	42.705	93	GPLOIL-CKC	35.380	26	23	RIGA SAXO	2:06.372	2:07.372	27
27	93	GPLOIL-CKC	48.301	23	RIGA SAXO	42.708	23	RIGA SAXO	35.405	27	93	GPLOIL-CKC	2:06.383	2:06.531	26
28	51	AUTOCODE TORREJON	48.790	51	AUTOCODE TORREJON	43.242	51	AUTOCODE TORREJON	35.687	28	51	AUTOCODE TORREJON	2:07.719	2:08.107	28
29	25	AMAZON SPORT	49.855	25	AMAZON SPORT	45.011	25	AMAZON SPORT	36.986	29	25	AMAZON SPORT	2:11.852	2:13.631	29

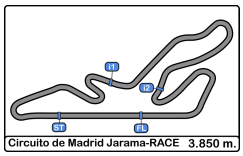

Circuito de Madrid Jarama - RACE

XI UV Endurance RACE Jarama

Carrera 8 horas resistencia

Secuencia Líder 6 Horas

Nº	Equipo	Concursante	Vehiculo	Cat	V.Inici	V. Fin	Vtas	Total
2	BOYACA SPORT TEAM	VSR MOTORSPORT	BMW 325	3	1	**4**	4	4
19	FERNANDO NAVARRETE	ULTIMA VUELTA	BMW 325I	3	5	**25**	21	21
1	RRO RACING	VSR MOTORSPORT	BMW 325	3	26	**31**	6	6
8	JDM MOTOR 1	ULTIMA VUELTA	BMW 325	3	32	**39**	8	8
7	JDM MOTOR 2	ULTIMA VUELTA	BMW E36	3	40	**48**	9	9
4	M&M RACING TEAM	ESCUDERIA CENTRO	BMW 325	3	49	**50**	2	2
2	BOYACA SPORT TEAM	VSR MOTORSPORT	BMW 325	3	51	**61**	11	15
1	RRO RACING	VSR MOTORSPORT	BMW 325	3	62	**71**	10	16
8	JDM MOTOR 1	ULTIMA VUELTA	BMW 325	3	72	**80**	9	17
1	RRO RACING	VSR MOTORSPORT	BMW 325	3	81	**119**	39	55
2	BOYACA SPORT TEAM	VSR MOTORSPORT	BMW 325	3	120	**128**	9	24
1	RRO RACING	VSR MOTORSPORT	BMW 325	3	129	**150**	22	77
2	BOYACA SPORT TEAM	VSR MOTORSPORT	BMW 325	3	151	**159**	9	33
13	ASAP RACING	ANDRES SANCHEZ PEREZ	HONDA CIVIC	1	160	**168**	9	9

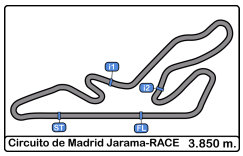

Circuito de Madrid Jarama - RACE

XI UV Endurance RACE Jarama

Carrera 8 horas resistencia

5 Mejores Tiempos 6 Horas

						Mejor 1		Mejor 2		Mejor 3		Mejor 4		Mejor 5	
Clas	**Nº**	**Equipo**	**Concursante**	**Vehiculo**	**Cat**	**Tiempo**	**Vta.**	**Tiempo**	**Vta.**	**Tiempo**	**Vta.**	**Tiempo**	**Vta.**	**Tiempo**	**Vta.**
1	**2**	BOYACA SPORT TEAM	VSR MOTORSPORT	BMW 325	3	**1:54.755**	164	1:55.105	166	1:55.490	165	1:55.692	167	1:56.259	149
2	**19**	FERNANDO NAVARRETE	ULTIMA VUELTA	BMW 325I	3	**1:55.145**	4	1:55.210	5	1:55.717	36	1:55.789	6	1:55.925	3
3	**6**	GLOBAL CAR ADVISOR	ULTIMA VUELTA	BMW 325	3	**1:55.463**	152	1:56.147	149	1:56.167	153	1:56.212	151	1:56.354	118
4	**1**	RRO RACING	VSR MOTORSPORT	BMW 325	3	**1:56.259**	145	1:56.604	147	1:56.642	124	1:56.682	126	1:56.834	149
5	**7**	JDM MOTOR 2	ULTIMA VUELTA	BMW E36	3	**1:56.940**	41	1:57.058	125	1:57.291	39	1:57.328	43	1:57.640	44
6	**4**	M&M RACING TEAM	ESCUDERIA CENTRO	BMW 325	3	**1:57.270**	108	1:57.457	106	1:57.566	16	1:57.578	17	1:57.646	24
7	**8**	JDM MOTOR 1	ULTIMA VUELTA	BMW 325	3	**1:57.815**	18	1:57.944	22	1:58.004	9	1:58.062	8	1:58.076	5
8	**5**	NO BRAIN TEAM	ULTIMA VUELTA	BMW 325	3	**1:58.038**	19	1:58.861	24	1:58.917	20	1:58.922	17	1:59.123	22
9	**9**	PUNTAL PRODUCTIONS	MADRID HISTORICOS	BMW 325I	3	**1:58.618**	51	1:58.728	53	1:59.117	73	1:59.224	64	1:59.321	65
10	**12**	4 TEAM	JORGE RAMIREZ FERNANDEZ	BMW 318	2	**1:58.633**	20	1:58.663	12	1:58.985	18	1:59.077	10	1:59.098	13
11	**13**	ASAP RACING	ANDRES SANCHEZ PEREZ	HONDA CIVIC	1	**1:59.220**	112	1:59.261	115	1:59.263	107	1:59.278	75	1:59.568	92
12	**22**	TECSPORT - OLIMPIA	ULTIMA VUELTA	V. GOLF	2	**2:00.236**	40	2:00.348	152	2:00.362	155	2:00.542	156	2:00.648	157
13	**79**	DE AUGUSTO CARRERAS	C.D. QUINTANO SPORT	BMW 325I	3	**2:00.514**	146	2:00.539	145	2:00.562	140	2:00.592	143	2:00.806	89
14	**11**	RR2 MOTORSPORT	ESCUDERIA MEDITERRANEO DE ALICANTE	V. GOLF	2	**2:01.247**	117	2:01.427	116	2:01.533	121	2:01.627	114	2:01.636	13
15	**24**	M BOSS RACING	ESCUDERIA 1000 LAGOS	V. GOLF	2	**2:01.784**	4	2:02.026	14	2:02.090	8	2:02.116	6	2:02.170	13
16	**21**	DHR	ULTIMA VUELTA	NISSAN SUNY	2	**2:02.151**	3	2:02.165	162	2:02.238	159	2:02.314	158	2:02.365	155
17	**17**	EMAN EGURRE	EMAN EGURRE	BMW 325I	3	**2:02.262**	5	2:02.363	44	2:02.414	38	2:02.521	37	2:02.525	22
18	**10**	PRIMERA TEAM	EFICAR TEAM	NISSAN PRIMERA	2	**2:02.371**	6	2:02.403	5	2:02.878	4	2:02.888	8	2:03.004	9
19	**43**	IMARTI MOTORSPORT	ESCUDERIA CERRO NEGRO	HONDA CIVIC	1	**2:02.865**	37	2:03.370	36	2:03.526	12	2:03.604	21	2:03.677	13
20	**18**	PURA PASION	VICENTE GABRIEL VALLES	AUDI TT	3	**2:02.956**	88	2:03.207	83	2:03.319	24	2:03.553	23	2:03.589	79
21	**14**	E-PERFORMANCE	ULTIMA VUELTA	HONDA CIVIC	1	**2:03.928**	153	2:04.043	154	2:04.773	156	2:04.964	6	2:05.058	38
22	**20**	EFICAR TEAM SAXO	EFICAR TEAM	SAXO	SAXO	**2:04.455**	38	2:04.706	6	2:04.877	5	2:04.966	56	2:05.145	39
23	**3**	COIMBRA SAYAGO	ULTIMA VUELTA	SAXO	SAXO	**2:05.649**	28	2:05.673	23	2:05.683	36	2:05.801	19	2:05.836	16
24	**16**	SAAB ENDURANCE RACING SOCIETY	ESCUDERIA 1000 LAGOS	SAAB 900I	2	**2:06.172**	15	2:06.285	16	2:06.667	21	2:06.746	25	2:06.753	19
25	**15**	BOYACA SAXO	VSR MOTORSPORT	SAXO	SAXO	**2:06.347**	40	2:06.386	52	2:06.442	64	2:06.560	58	2:06.706	61
26	**93**	GPLOIL-CKC	ATKMOTORSPORT MADRID	SUZUKI SWIFT	1	**2:06.531**	18	2:06.901	137	2:06.936	28	2:06.945	139	2:07.021	146
27	**23**	RIGA SAXO	RASANTE SPORT	SAXO	SAXO	**2:07.372**	135	2:07.519	13	2:07.540	155	2:07.639	117	2:07.682	16
28	**51**	AUTOCODE TORREJON	ESCUDERIA CENTRO	SAXO	SAXO	**2:08.107**	86	2:08.143	93	2:08.158	85	2:08.192	70	2:08.250	81
29	**25**	AMAZON SPORT	AECD	V. GOLF	2	**2:13.631**	71	2:14.239	58	2:14.801	26	2:14.841	55	2:14.845	29

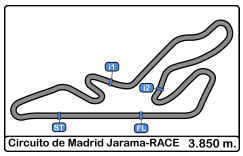

Circuito de Madrid Jarama - RACE

XI UV Endurance RACE Jarama

Carrera 8 horas resistencia

5 Mejores Velocidades 6 Horas

						Máxima 1		Máxima 2		Máxima 3		Máxima 4		Máxima 5		
Clas	Nº	Equipo	Concursante	Vehiculo	Cat	Km/h	Vta.	Km/h	Vta.	Km/h	Vta.	Km/h	Vta.	Km/h	Vta.	Media
1	4	M&M RACING TEAM	ESCUDERIA CENTRO	BMW 325	3	**203.0**	38	199.6	20	196.7	29	196.7	40	196.7	43	198.5
2	19	FERNANDO NAVARRETE	ULTIMA VUELTA	BMW 325I	3	**203.0**	25	200.7	4	200.3	35	198.1	3	196.7	6	199.8
3	7	JDM MOTOR 2	ULTIMA VUELTA	BMW E36	3	**201.8**	31	200.0	5	199.2	98	198.8	22	198.1	29	199.6
4	9	PUNTAL PRODUCTIONS	MADRID HISTORICOS	BMW 325I	3	**199.2**	37	198.1	30	198.1	36	197.8	107	196.7	19	198.0
5	6	GLOBAL CAR ADVISOR	ULTIMA VUELTA	BMW 325	3	**197.8**	143	197.0	54	196.3	51	196.3	153	196.0	142	196.7
6	17	EMAN EGURRE	EMAN EGURRE	BMW 325I	3	**197.8**	6	197.8	10	195.6	9	195.6	16	195.6	19	196.5
7	12	4 TEAM	JORGE RAMIREZ FERNANDEZ	BMW 318	2	**197.0**	20	197.0	23	196.3	19	196.0	14	196.0	16	196.5
8	79	DE AUGUSTO CARRERAS	C.D. QUINTANO SPORT	BMW 325I	3	**197.0**	28	196.0	61	194.5	49	194.5	94	194.5	116	195.3
9	1	RRO RACING	VSR MOTORSPORT	BMW 325	3	**196.3**	103	196.0	62	196.0	101	196.0	151	195.6	102	196.0
10	13	ASAP RACING	ANDRES SANCHEZ PEREZ	HONDA CIVIC	1	**195.2**	17	194.5	8	194.2	19	194.2	48	193.8	9	194.4
11	5	NO BRAIN TEAM	ULTIMA VUELTA	BMW 325	3	**194.2**	74	193.5	24	193.2	66	193.2	67	193.2	71	193.4
12	2	BOYACA SPORT TEAM	VSR MOTORSPORT	BMW 325	3	**193.8**	132	193.8	164	193.5	165	192.5	146	192.1	66	193.2
13	8	JDM MOTOR 1	ULTIMA VUELTA	BMW 325	3	**192.8**	74	192.5	103	192.1	6	191.8	5	191.1	4	192.1
14	11	RR2 MOTORSPORT	ESCUDERIA MEDITERRANEO DE ALICANTE	V. GOLF	2	**191.1**	71	190.4	94	189.8	46	189.8	95	189.8	102	190.2
15	24	M BOSS RACING	ESCUDERIA 1000 LAGOS	V. GOLF	2	**191.1**	6	190.8	22	190.4	23	189.1	20	189.1	21	190.1
16	22	TECSPORT - OLIMPIA	ULTIMA VUELTA	V. GOLF	2	**190.8**	40	190.4	20	190.4	39	190.4	163	189.4	38	190.3
17	21	DHR	ULTIMA VUELTA	NISSAN SUNY	2	**187.8**	50	187.5	160	186.5	9	186.5	53	185.5	155	186.7
18	43	IMARTI MOTORSPORT	ESCUDERIA CERRO NEGRO	HONDA CIVIC	1	**186.5**	38	181.8	81	181.8	118	180.9	4	180.6	21	182.3
19	10	PRIMERA TEAM	EFICAR TEAM	NISSAN PRIMERA	2	**183.3**	13	183.0	12	182.7	9	182.4	6	182.1	4	182.7
20	18	PURA PASION	VICENTE GABRIEL VALLES	AUDI TT	3	**182.7**	91	182.4	83	181.8	69	181.8	76	181.2	81	182.0
21	20	EFICAR TEAM SAXO	EFICAR TEAM	SAXO	SAXO	**181.2**	3	180.0	2	178.2	37	177.6	4	176.1	38	178.6
22	14	E-PERFORMANCE	ULTIMA VUELTA	HONDA CIVIC	1	**179.7**	5	179.4	3	179.1	83	178.8	156	178.5	49	179.1
23	16	SAAB ENDURANCE RACING SOCIETY	ESCUDERIA 1000 LAGOS	SAAB 900I	2	**179.7**	103	179.4	3	179.4	102	178.2	4	178.2	15	178.9
24	3	COIMBRA SAYAGO	ULTIMA VUELTA	SAXO	SAXO	**177.6**	3	176.1	5	176.1	6	176.1	16	175.8	2	176.4
25	93	GPLOIL-CKC	ATKMOTORSPORT MADRID	SUZUKI SWIFT	1	**176.7**	153	176.4	22	175.6	14	175.6	27	175.6	28	176.0
26	23	RIGA SAXO	RASANTE SPORT	SAXO	SAXO	**176.1**	37	175.0	2	174.7	54	174.4	13	174.4	15	174.9
27	51	AUTOCODE TORREJON	ESCUDERIA CENTRO	SAXO	SAXO	**176.1**	84	175.6	96	175.0	75	173.6	15	173.3	60	174.7
28	15	BOYACA SAXO	VSR MOTORSPORT	SAXO	SAXO	**175.0**	64	175.0	65	174.1	40	173.3	50	173.3	51	174.1
29	25	AMAZON SPORT	AECD	V. GOLF	2	**173.9**	65	173.6	56	172.5	40	171.7	48	171.4	39	172.6

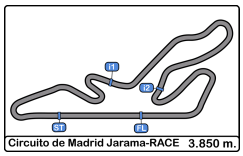

Circuito de Madrid Jarama - RACE

XI UV Endurance RACE Jarama

Carrera 8 horas resistencia

Secuencia Vueltas Rápidas 6 Horas

Vta	Hora Día	T Sesion	Nº	Equipo	Concursante	Vehiculo	Cat	TIempo	Km/h
2	13:10:08.032	4:01.032	**2**	BOYACA SPORT TEAM	VSR MOTORSPORT	BMW 325	3	**1:58.129**	117.3
2	13:10:16.491	4:09.491	**19**	FERNANDO NAVARRETE	ULTIMA VUELTA	BMW 325I	3	**1:56.457**	119.0
3	13:12:12.416	6:05.416	**19**	FERNANDO NAVARRETE	ULTIMA VUELTA	BMW 325I	3	**1:55.925**	119.5
4	13:14:07.561	8:00.561	**19**	FERNANDO NAVARRETE	ULTIMA VUELTA	BMW 325I	3	**1:55.145**	120.3
164	19:04:12.002	5:58:05.002	**2**	BOYACA SPORT TEAM	VSR MOTORSPORT	BMW 325	3	**1:54.755**	120.7

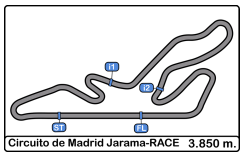

Circuito de Madrid Jarama - RACE

XI UV Endurance RACE Jarama

Carrera 8 horas resistencia

Mejor Máxima Velocidad del Evento 6 Horas

Cls	Nº	Equipo	Concursante	Vehiculo	Cat	Km/h	Sesión
1	**19**	FERNANDO NAVARRETE	ULTIMA VUELTA	BMW 325I	3	**203.0**	Carrera 8 horas resistencia
2	**4**	M&M RACING TEAM	ESCUDERIA CENTRO	BMW 325	3	**203.0**	Carrera 8 horas resistencia
3	**7**	JDM MOTOR 2	ULTIMA VUELTA	BMW E36	3	**201.8**	Carrera 8 horas resistencia
4	**2**	BOYACA SPORT TEAM	VSR MOTORSPORT	BMW 325	3	**201.4**	Entrenamiento cronometrado
5	**9**	PUNTAL PRODUCTIONS	MADRID HISTORICOS	BMW 325I	3	**199.2**	Carrera 8 horas resistencia
6	**17**	EMAN EGURRE	EMAN EGURRE	BMW 325I	3	**197.8**	Carrera 8 horas resistencia
7	**6**	GLOBAL CAR ADVISOR	ULTIMA VUELTA	BMW 325	3	**197.8**	Carrera 8 horas resistencia
8	**12**	4 TEAM	JORGE RAMIREZ FERNANDEZ	BMW 318	2	**197.0**	Carrera 8 horas resistencia
9	**79**	DE AUGUSTO CARRERAS	C.D. QUINTANO SPORT	BMW 325I	3	**197.0**	Carrera 8 horas resistencia
10	**13**	ASAP RACING	ANDRES SANCHEZ PEREZ	HONDA CIVIC	1	**196.3**	Entrenamiento cronometrado
11	**1**	RRO RACING	VSR MOTORSPORT	BMW 325	3	**196.3**	Carrera 8 horas resistencia
12	**5**	NO BRAIN TEAM	ULTIMA VUELTA	BMW 325	3	**194.2**	Carrera 8 horas resistencia
13	**8**	JDM MOTOR 1	ULTIMA VUELTA	BMW 325	3	**193.2**	Entrenamiento Libre
14	**24**	M BOSS RACING	ESCUDERIA 1000 LAGOS	V. GOLF	2	**192.8**	Entrenamiento cronometrado
15	**11**	RR2 MOTORSPORT	ESCUDERIA MEDITERRANEO DE ALICANTE	V. GOLF	2	**191.1**	Carrera 8 horas resistencia
16	**22**	TECSPORT - OLIMPIA	ULTIMA VUELTA	V. GOLF	2	**190.8**	Carrera 8 horas resistencia
17	**21**	DHR	ULTIMA VUELTA	NISSAN SUNY	2	**187.8**	Carrera 8 horas resistencia
18	**43**	IMARTI MOTORSPORT	ESCUDERIA CERRO NEGRO	HONDA CIVIC	1	**186.5**	Carrera 8 horas resistencia
19	**10**	PRIMERA TEAM	EFICAR TEAM	NISSAN PRIMERA	2	**183.9**	Entrenamiento cronometrado
20	**18**	PURA PASION	VICENTE GABRIEL VALLES	AUDI TT	3	**182.7**	Carrera 8 horas resistencia
21	**20**	EFICAR TEAM SAXO	EFICAR TEAM	SAXO	SAXO	**181.2**	Carrera 8 horas resistencia
22	**14**	E-PERFORMANCE	ULTIMA VUELTA	HONDA CIVIC	1	**179.7**	Carrera 8 horas resistencia
23	**16**	SAAB ENDURANCE RACING SOCIETY	ESCUDERIA 1000 LAGOS	SAAB 900I	2	**179.7**	Carrera 8 horas resistencia
24	**3**	COIMBRA SAYAGO	ULTIMA VUELTA	SAXO	SAXO	**177.6**	Carrera 8 horas resistencia
25	**93**	GPLOIL-CKC	ATKMOTORSPORT MADRID	SUZUKI SWIFT	1	**176.7**	Carrera 8 horas resistencia
26	**23**	RIGA SAXO	RASANTE SPORT	SAXO	SAXO	**176.1**	Carrera 8 horas resistencia
27	**51**	AUTOCODE TORREJON	ESCUDERIA CENTRO	SAXO	SAXO	**176.1**	Carrera 8 horas resistencia
28	**15**	BOYACA SAXO	VSR MOTORSPORT	SAXO	SAXO	**175.0**	Carrera 8 horas resistencia
29	**25**	AMAZON SPORT	AECD	V. GOLF	2	**173.9**	Carrera 8 horas resistencia

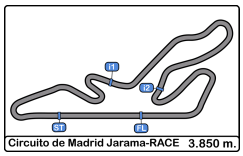

Circuito de Madrid Jarama - RACE

XI UV Endurance RACE Jarama

Carrera 8 horas resistencia

Cuentavueltas 6 Horas

VTA

Nr	Pos	Grid	1	2	3	4	5	6	7	8	9	10	11	12	13	14	15	16	17	18	19	20	21	22	23	24	25	26	27	28	29	30
2	**1**	2	1	1	1	1	2	2	2	2	2	2	2	2	2	2	2	2	2	2	2	2	2	2	7	7	7	7	7	19	19	19
7	**2**	7	2	2	2	2	1	1	1	1	1	1	1	1	7	7	7	7	7	7	7	7	7	7	19	19	19	19	19	13	13	13
1	**3**	1	23	8	8	8	8	7	7	7	7	7	7	7	13	13	13	13	13	13	13	13	13	13	13	13	13	13	13	22	22	22
4	**4**	4	8	23	23	7	7	20	20	13	13	13	13	13	22	22	22	22	19	19	19	19	19	19	22	22	22	22	22	7	21	21
13	**5**	13	20	20	7	23	4	23	13	20	20	20	22	22	19	19	19	19	22	22	22	22	22	22	21	21	21	21	21	21	2	2
8	**6**	8	7	7	20	20	20	13	23	23	23	22	20	20	20	20	20	20	20	20	20	20	20	21	20	20	20	20	20	14	1	
12	**7**	12	4	4	4	4	23	93	22	22	22	23	23	19	1	23	23	23	23	23	21	21	21	20	93	93	14	14	14	2	7	
24	**8**	24	93	93	13	13	13	22	5	5	6	6	5	5	23	93	93	21	21	21	23	23	23	93	2	14	2	2	2	1	4	
22	**9**	22	13	13	93	93	93	5	93	6	5	5	19	23	93	21	21	93	93	93	93	93	93	23	23	2	1	1	1	20		
43	**10**	43	10	22	22	22	22	6	6	93	19	19	93	93	21	11	11	11	11	11	11	11	11	11	11	1	4	4	4	4		
11	**11**	11	22	5	5	5	5	19	19	19	93	93	21	21	11	51	51	51	51	51	17	16	14	14	14	4	6	6	6	6		
10	**12**	10	5	10	10	10	10	10	21	21	21	21	11	11	51	16	16	16	17	17	16	17	16	1	1	6	8	8	8	8		
17	**13**	17	25	51	51	6	6	51	51	51	51	51	51	51	16	17	17	17	16	16	14	14	1	4	4	8	93	79	9			
21	**14**	21	51	16	16	19	19	21	16	16	16	11	16	16	17	14	14	14	14	14	15	1	4	6	6	11	79	9	93			
14	**15**	14	16	25	6	51	51	16	17	11	11	16	17	17	14	15	15	15	15	15	1	4	8	8	8	23	9	93				
18	**16**	18	17	17	19	16	21	17	11	17	17	17	14	14	15	25	1	1	1	1	4	8	6	79	79	79	23	5				
20	**17**	20	9	6	17	21	16	15	14	14	14	14	15	15	5	1	25	25	4	4	51	6	79	9	9	9	5	23				
93	**18**	93	15	19	25	17	17	11	15	15	15	15	6	25	25	4	4	4	8	8	8	79	9	5	5	5	15					
79	**19**	79	14	15	21	15	15	14	25	25	25	25	25	4	4	8	8	8	6	6	6	9	17	15	15	15	17					
23	**20**	23	6	21	15	14	14	8	10	8	8	8	8	8	8	6	6	6	79	79	79	15	5	17	17	17						
3	**21**	3	21	14	14	25	11	4	8	4	4	4	4	6	6	79	79	79	9	9	9	5	15	51	16	16						
16	**22**	16	19	11	11	11	25	25	4	79	79	79	79	79	79	9	9	9	5	5	5	51	51	16	51							
15	**23**	15	11	9	79	79	79	79	79	9	9	9	9	9	9	5	5	5	25	25	25	25	25	25	25							
51	**24**	51	79	79	9	9	9	9	9	10	10	10	10	10	10	3	3	3	3	3	3	3	3	3								
25	**25**	25	3	3	3	3	3	3	3	3	3	3	3	3	3																	
6	**26**	6																														
5	**27**	5																														
9	**28**	9																														
19	**29**	19																														

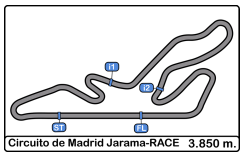

Circuito de Madrid Jarama - RACE
XI UV Endurance RACE Jarama
Carrera 8 horas resistencia
Cuentavueltas 6 Horas

VTA

Nr	Pos	31	32
2	**1**	19	19
7	**2**	13	
1	**3**	22	
4	**4**	21	
13	**5**		
8	**6**		
12	**7**		
24	**8**		
22	**9**		
43	**10**		
11	**11**		
10	**12**		
17	**13**		
21	**14**		
14	**15**		
18	**16**		
20	**17**		
93	**18**		
79	**19**		
23	**20**		
3	**21**		
16	**22**		
15	**23**		
51	**24**		
25	**25**		
6	**26**		
5	**27**		
9	**28**		
19	**29**		

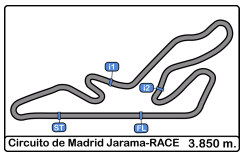

Circuito de Madrid Jarama - RACE

XI UV Endurance RACE Jarama

Carrera 8 horas resistencia

Cuentavueltas Gráfico 6 Horas

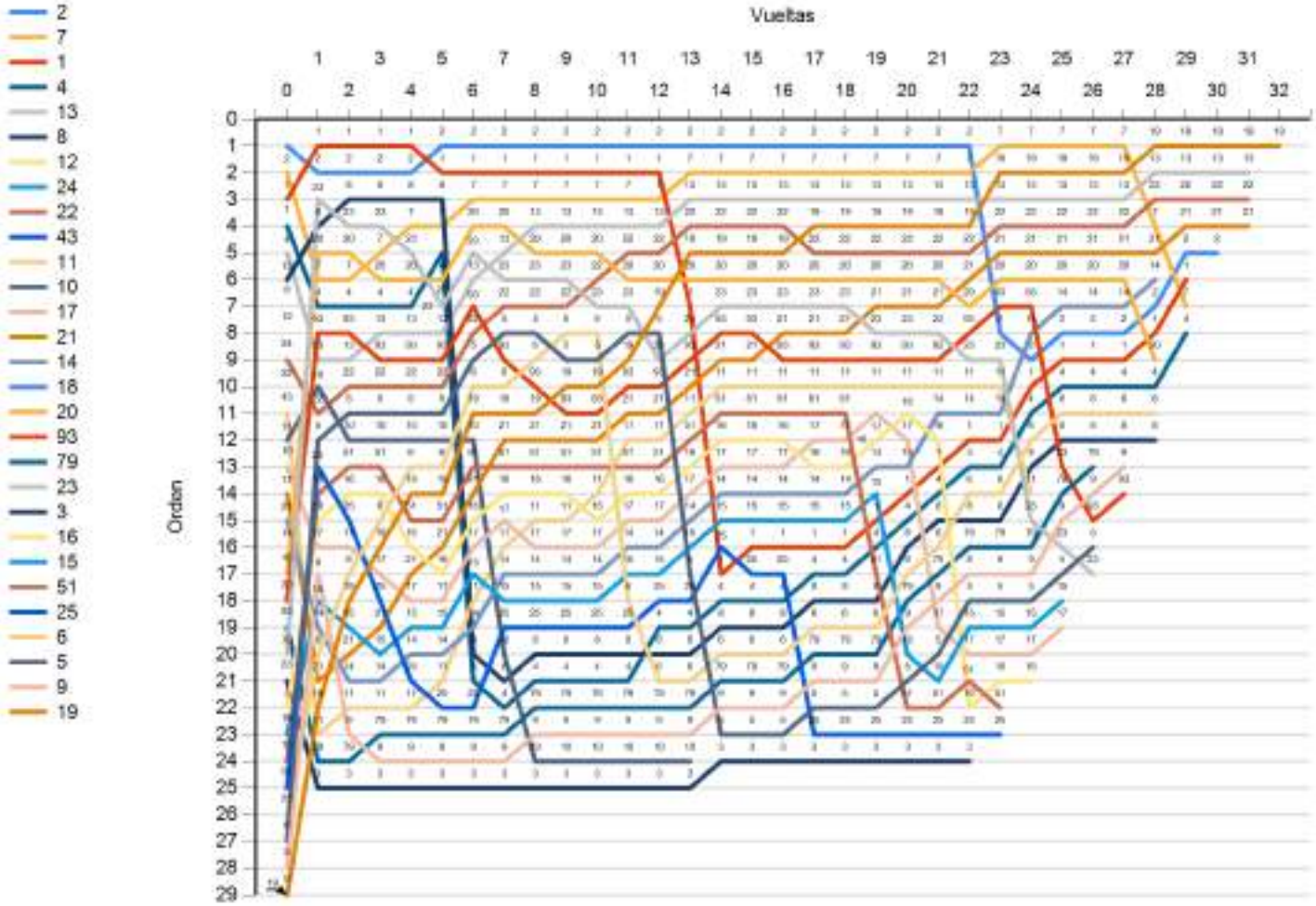

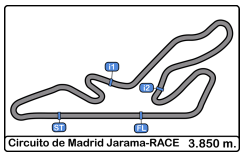

Circuito de Madrid Jarama - RACE

XI UV Endurance RACE Jarama

Carrera 8 horas resistencia

Tiempos Parada en Pit 6 Horas

Nº	Tiempo Día	Equipo	Concursante	Vehiculo	Cat	T. Entrada	Nº Parada	Tiempo Pit	Handicap	Diferencia
79	18:07:55.055	DE AUGUSTO CARRERAS	C.D. QUINTANO SPORT	BMW 325I	3	5:01:48.189	1	7:20.932		
9	18:10:06.033	PUNTAL PRODUCTIONS	MADRID HISTORICOS	BMW 325I	3	5:03:59.167	1	7:55.831		
8	18:16:20.271	JDM MOTOR 1	ULTIMA VUELTA	BMW 325	3	5:10:13.405	1	7:07.694		
4	18:16:55.557	M&M RACING TEAM	ESCUDERIA CENTRO	BMW 325	3	5:10:48.691	1	7:05.320		
10	18:20:25.310	PRIMERA TEAM	EFICAR TEAM	NISSAN PRIMERA	2	5:14:18.444	1	7:53.103		
6	18:27:43.340	GLOBAL CAR ADVISOR	ULTIMA VUELTA	BMW 325	3	5:21:36.474	1	7:24.728		
1	18:29:52.887	RRO RACING	VSR MOTORSPORT	BMW 325	3	5:23:46.021	1	7:02.338		
10	18:30:34.580	PRIMERA TEAM	EFICAR TEAM	NISSAN PRIMERA	2	5:24:27.714	2	8:00.038		
5	18:32:08.465	NO BRAIN TEAM	ULTIMA VUELTA	BMW 325	3	5:26:01.599	1	10:36.335		
25	18:45:48.225	AMAZON SPORT	AECD	V. GOLF	2	5:39:41.359	1	8:56.553		
51	18:46:49.118	AUTOCODE TORREJON	ESCUDERIA CENTRO	SAXO	SAXO	5:40:42.252	1	11:01.148		
2	18:49:21.526	BOYACA SPORT TEAM	VSR MOTORSPORT	BMW 325	3	5:43:14.660	1	7:07.227		
15	18:49:39.404	BOYACA SAXO	VSR MOTORSPORT	SAXO	SAXO	5:43:32.538	1	8:21.458		
16	18:51:16.340	SAAB ENDURANCE RACING SOCIETY	ESCUDERIA 1000 LAGOS	SAAB 900I	2	5:45:09.474	1	11:43.367		
17	18:51:19.818	EMAN EGURRE	EMAN EGURRE	BMW 325I	3	5:45:12.952	1	9:42.371		
11	18:56:34.020	RR2 MOTORSPORT	ESCUDERIA MEDITERRANEO DE ALICANTE	V. GOLF	2	5:50:27.154	1	11:30.597		
23	18:56:38.935	RIGA SAXO	RASANTE SPORT	SAXO	SAXO	5:50:32.069	1	8:12.640		
93	18:58:29.468	GPLOIL-CKC	ATKMOTORSPORT MADRID	SUZUKI SWIFT	1	5:52:22.602	1	7:05.829		
7	19:00:27.537	JDM MOTOR 2	ULTIMA VUELTA	BMW E36	3	5:54:20.671	1	7:03.614		
51	19:04:40.805	AUTOCODE TORREJON	ESCUDERIA CENTRO	SAXO	SAXO	5:58:33.939	2	1:26.363		

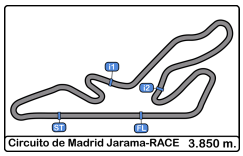

Circuito de Madrid Jarama - RACE
XI UV Endurance RACE Jarama
Carrera 8 horas resistencia
Informe Meteorológico 6 Horas

Temperatura Aire

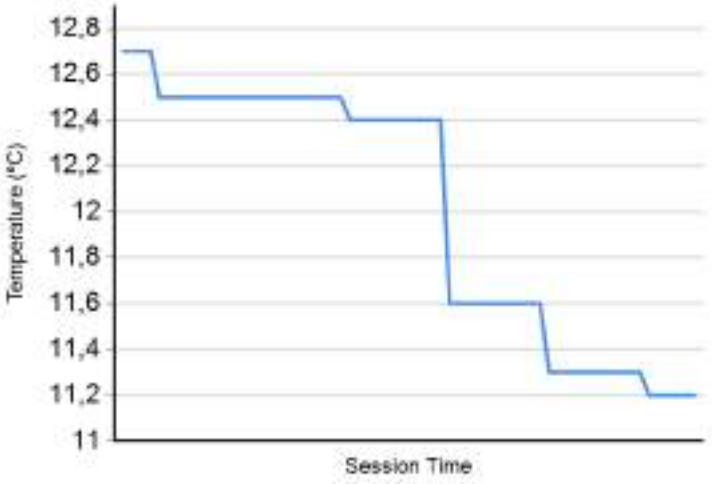

Temperatura Pista

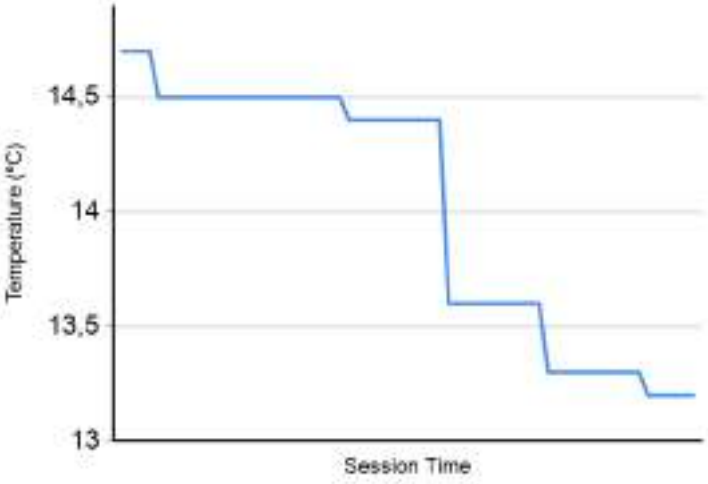

Humedad

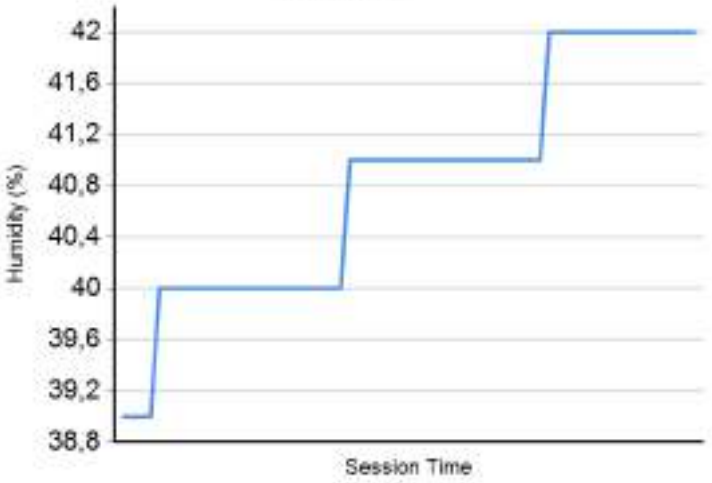

Presión

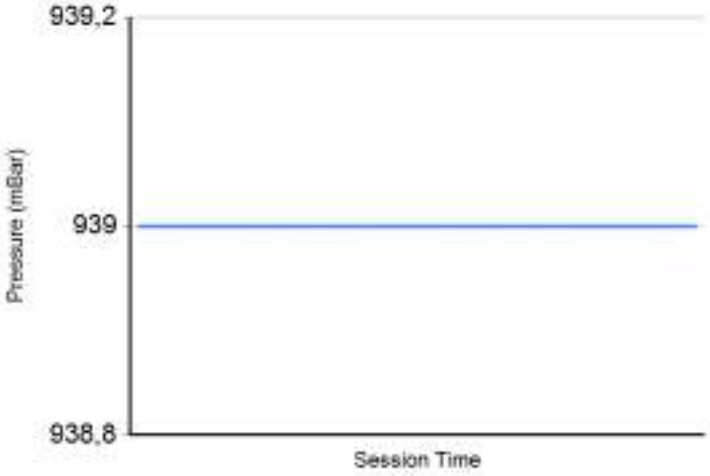

Velocidad Viento

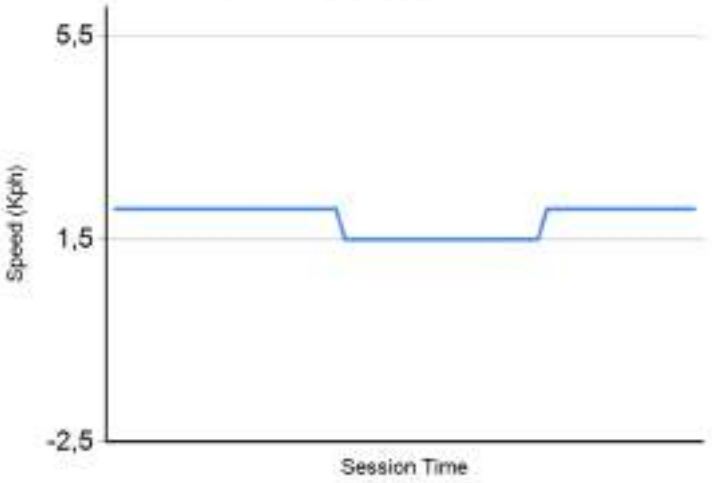

Dirección Viento

Norte = 0°/360° Este = 90° Sur = 180° Oeste= 270°

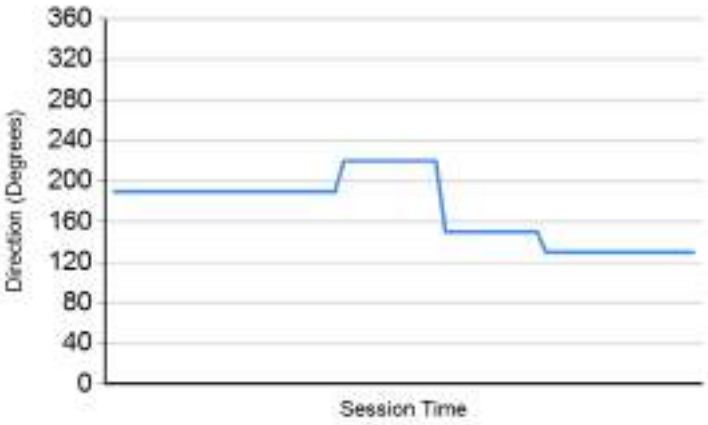

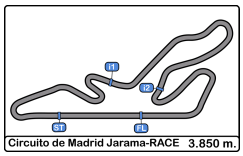

Circuito de Madrid Jarama - RACE

XI UV Endurance RACE Jarama

Carrera 8 horas resistencia

Resultados Provisionales 7 Horas

Cls	Nº	Equipo	Concursante	Vehiculo	Cat	Cl	N.V.	Tiempo	Dif 1º	Dif Ant.	Km/h	V.R.	Tiempo	Km/h
1	**13**	ASAP RACING	ANDRES SANCHEZ PEREZ	HONDA CIVIC	1	1	190	**7:00:27.990**			104.3	112	1:59.220	116.2
2	**2**	BOYACA SPORT TEAM	VSR MOTORSPORT	BMW 325	3	1	189	**7:01:14.029**	1 Vta	1 Vta	103.6	164	1:54.755	120.7
3	**1**	RRO RACING	VSR MOTORSPORT	BMW 325	3	2	189	**7:01:15.600**	1 Vta	1.571	103.6	145	1:56.259	119.2
4	**21**	DHR	ULTIMA VUELTA	NISSAN SUNY	2	1	188	**7:01:02.207**	2 Vtas	1 Vta	103.1	3	2:02.151	113.4
5	**4**	M&M RACING TEAM	ESCUDERIA CENTRO	BMW 325	3	3	187	**7:01:40.472**	3 Vtas	1 Vta	102.4	108	1:57.270	118.1
6	**22**	TECSPORT - OLIMPIA	ULTIMA VUELTA	V. GOLF	2	2	186	**7:00:52.526**	4 Vtas	1 Vta	102.0	40	2:00.236	115.2
7	**7**	JDM MOTOR 2	ULTIMA VUELTA	BMW E36	3	4	186	**7:02:13.003**	4 Vtas	1:20.477	101.7	41	1:56.940	118.5
8	**19**	FERNANDO NAVARRETE	ULTIMA VUELTA	BMW 325I	3	5	185	**7:00:49.564**	5 Vtas	1 Vta	101.5	4	1:55.145	120.3
9	**8**	JDM MOTOR 1	ULTIMA VUELTA	BMW 325	3	6	184	**7:00:48.412**	6 Vtas	1 Vta	101.0	18	1:57.815	117.6
10	**20**	EFICAR TEAM SAXO	EFICAR TEAM	SAXO	SAXO	1	183	**7:01:29.977**	7 Vtas	1 Vta	100.2	38	2:04.455	111.3
11	**6**	GLOBAL CAR ADVISOR	ULTIMA VUELTA	BMW 325	3	7	182	**7:01:45.325**	8 Vtas	1 Vta	99.6	152	1:55.463	120.0
12	**14**	E-PERFORMANCE	ULTIMA VUELTA	HONDA CIVIC	1	2	181	**7:01:31.057**	9 Vtas	1 Vta	99.1	153	2:03.928	111.8
13	**23**	RIGA SAXO	RASANTE SPORT	SAXO	SAXO	2	180	**7:01:18.094**	10 Vtas	1 Vta	98.6	158	2:06.557	109.5
14	**93**	GPLOIL-CKC	ATKMOTORSPORT MADRID	SUZUKI SWIFT	1	3	177	**7:01:07.952**	13 Vtas	3 Vtas	97.0	18	2:06.531	109.5
15	**15**	BOYACA SAXO	VSR MOTORSPORT	SAXO	SAXO	3	177	**7:01:21.689**	13 Vtas	13.737	97.0	40	2:06.347	109.6
16	**17**	EMAN EGURRE	EMAN EGURRE	BMW 325I	3	8	174	**7:00:52.039**	16 Vtas	3 Vtas	95.5	5	2:02.262	113.3
17	**51**	AUTOCODE TORREJON	ESCUDERIA CENTRO	SAXO	SAXO	4	172	**7:01:33.032**	18 Vtas	2 Vtas	94.2	86	2:08.107	108.1
18	**11**	RR2 MOTORSPORT	ESCUDERIA MEDITERRANEO DE ALICANTE	V. GOLF	2	3	172	**7:02:26.467**	18 Vtas	53.435	94.0	117	2:01.247	114.3
19	**79**	DE AUGUSTO CARRERAS	C.D. QUINTANO SPORT	BMW 325I	3	9	163	**6:34:37.915**	27 Vtas	9 Vtas	95.4	146	2:00.514	115.0
20	**9**	PUNTAL PRODUCTIONS	MADRID HISTORICOS	BMW 325I	3	10	159	**7:00:52.761**	31 Vtas	4 Vtas	87.2	51	1:58.618	116.8
21	**10**	PRIMERA TEAM	EFICAR TEAM	NISSAN PRIMERA	2	4	143	**5:43:07.035**	47 Vtas	16 Vtas	96.2	6	2:02.371	113.2
No clasificados: (Requerimiento: 75% del numero de vueltas del lider = 143 Vueltas)														
	3	COIMBRA SAYAGO	ULTIMA VUELTA	SAXO	SAXO	5	141	**7:01:19.100**	49 Vtas	2 Vtas	77.3	28	2:05.649	110.3
	25	AMAZON SPORT	AECD	V. GOLF	2	5	138	**7:01:44.863**	52 Vtas	3 Vtas	75.5	71	2:13.631	103.7
	16	SAAB ENDURANCE RACING SOCIETY	ESCUDERIA 1000 LAGOS	SAAB 900I	2	6	133	**6:37:20.063**	57 Vtas	5 Vtas	77.3	15	2:06.172	109.8
	43	IMARTI MOTORSPORT	ESCUDERIA CERRO NEGRO	HONDA CIVIC	1	4	119	**4:33:45.962**	71 Vtas	14 Vtas	100.4	37	2:02.865	112.8
	5	NO BRAIN TEAM	ULTIMA VUELTA	BMW 325	3	11	109	**7:01:27.597**	81 Vtas	10 Vtas	59.7	19	1:58.038	117.4
	18	PURA PASION	VICENTE GABRIEL VALLES	AUDI TT	3	12	104	**4:38:49.590**	86 Vtas	5 Vtas	86.1	88	2:02.956	112.7
	12	4 TEAM	JORGE RAMIREZ FERNANDEZ	BMW 318	2	7	63	**2:24:52.800**	127 Vtas	41 Vtas	100.4	20	1:58.633	116.8
	24	M BOSS RACING	ESCUDERIA 1000 LAGOS	V. GOLF	2	8	45	**1:37:27.231**	145 Vtas	18 Vtas	106.6	4	2:01.784	113.8

Vta. rápida de BOYACA SPORT TEAM en 1:54.755 a 120.7 Km/h en la vuelta 164

Publicada a las:.....

Temp. Pista: **11.5 °C** Temp. Aire: **9.5 °C** Humedad: **48 %** Estado Pista: **SECA**

Director de Carrera:

Fco. Javier SOLER

Cronometrador:

Jesús García Núñez

JOB-1604-ESP/M

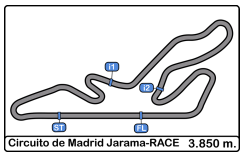

Circuito de Madrid Jarama - RACE

XI UV Endurance RACE Jarama

Carrera 8 horas resistencia

Resultados Provisionales por Categoría 7 Horas

Trofeo ÚLTIMA VUELTA Endurance JARAMA RACE 'Clase 1'

Cls	Nº	Equipo	Concursante	Vehiculo	Cat	Cl	N.V.	Tiempo	Dif 1º	Dif Ant.	Km/h	V.R.	Tiempo	Km/h
1	13	ASAP RACING	ANDRES SANCHEZ PEREZ	HONDA CIVIC	1	1	190	**7:00:27.9**			104.3	112	1:59.220	116.2
2	14	E-PERFORMANCE	ULTIMA VUELTA	HONDA CIVIC	1	2	181	**7:01:31.0**	9 Vtas	9 Vtas	99.1	153	2:03.928	111.8
3	93	GPLOIL-CKC	ATKMOTORSPORT MADRID	SUZUKI SWIFT	1	3	177	**7:01:07.9**	13 Vtas	4 Vtas	97.0	18	2:06.531	109.5
No clasificados: (Requerimiento: 75% del numero de vueltas del lider = 143 Vueltas)														
	43	IMARTI MOTORSPORT	ESCUDERIA CERRO NEGRO	HONDA CIVIC	1	4	119	**4:33:45.9**	71 Vtas	58 Vtas	100.4	37	2:02.865	112.8

Trofeo ÚLTIMA VUELTA Endurance JARAMA RACE 'Clase 2'

Cls	Nº	Equipo	Concursante	Vehiculo	Cat	Cl	N.V.	Tiempo	Dif 1º	Dif Ant.	Km/h	V.R.	Tiempo	Km/h
1	21	DHR	ULTIMA VUELTA	NISSAN SUNY	2	1	188	**7:01:02.2**			103.1	3	2:02.151	113.4
2	22	TECSPORT - OLIMPIA	ULTIMA VUELTA	V. GOLF	2	2	186	**7:00:52.5**	2 Vtas	2 Vtas	102.0	40	2:00.236	115.2
3	11	RR2 MOTORSPORT	ESCUDERIA MEDITERRANEO DE ALICANTE	V. GOLF	2	3	172	**7:02:26.4**	16 Vtas	14 Vtas	94.0	117	2:01.247	114.3
4	10	PRIMERA TEAM	EFICAR TEAM	NISSAN PRIMERA	2	4	143	**5:43:07.0**	45 Vtas	29 Vtas	96.2	6	2:02.371	113.2
No clasificados: (Requerimiento: 75% del numero de vueltas del lider = 141 Vueltas)														
	25	AMAZON SPORT	AECD	V. GOLF	2	5	138	**7:01:44.8**	50 Vtas	5 Vtas	75.5	71	2:13.631	103.7
	16	SAAB ENDURANCE RACING SOCIETY	ESCUDERIA 1000 LAGOS	SAAB 900I	2	6	133	**6:37:20.0**	55 Vtas	5 Vtas	77.3	15	2:06.172	109.8
	12	4 TEAM	JORGE RAMIREZ FERNANDEZ	BMW 318	2	7	63	**2:24:52.8**	125 Vtas	70 Vtas	100.4	20	1:58.633	116.8
	24	M BOSS RACING	ESCUDERIA 1000 LAGOS	V. GOLF	2	8	45	**1:37:27.2**	143 Vtas	18 Vtas	106.6	4	2:01.784	113.8

Trofeo ÚLTIMA VUELTA Endurance JARAMA RACE 'Clase 3'

Cls	Nº	Equipo	Concursante	Vehiculo	Cat	Cl	N.V.	Tiempo	Dif 1º	Dif Ant.	Km/h	V.R.	Tiempo	Km/h
1	2	BOYACA SPORT TEAM	VSR MOTORSPORT	BMW 325	3	1	189	**7:01:14.0**			103.6	164	1:54.755	120.7
2	1	RRO RACING	VSR MOTORSPORT	BMW 325	3	2	189	**7:01:15.6**	1.571	1.571	103.6	145	1:56.259	119.2
3	4	M&M RACING TEAM	ESCUDERIA CENTRO	BMW 325	3	3	187	**7:01:40.4**	2 Vtas	2 Vtas	102.4	108	1:57.270	118.1
4	7	JDM MOTOR 2	ULTIMA VUELTA	BMW E36	3	4	186	**7:02:13.0**	3 Vtas	1 Vta	101.7	41	1:56.940	118.5
5	19	FERNANDO NAVARRETE	ULTIMA VUELTA	BMW 325I	3	5	185	**7:00:49.5**	4 Vtas	1 Vta	101.5	4	1:55.145	120.3
6	8	JDM MOTOR 1	ULTIMA VUELTA	BMW 325	3	6	184	**7:00:48.4**	5 Vtas	1 Vta	101.0	18	1:57.815	117.6
7	6	GLOBAL CAR ADVISOR	ULTIMA VUELTA	BMW 325	3	7	182	**7:01:45.3**	7 Vtas	2 Vtas	99.6	152	1:55.463	120.0
8	17	EMAN EGURRE	EMAN EGURRE	BMW 325I	3	8	174	**7:00:52.0**	15 Vtas	8 Vtas	95.5	5	2:02.262	113.3
9	79	DE AUGUSTO CARRERAS	C.D. QUINTANO SPORT	BMW 325I	3	9	163	**6:34:37.9**	26 Vtas	11 Vtas	95.4	146	2:00.514	115.0
10	9	PUNTAL PRODUCTIONS	MADRID HISTORICOS	BMW 325I	3	10	159	**7:00:52.7**	30 Vtas	4 Vtas	87.2	51	1:58.618	116.8
No clasificados: (Requerimiento: 75% del numero de vueltas del lider = 142 Vueltas)														
	5	NO BRAIN TEAM	ULTIMA VUELTA	BMW 325	3	11	109	**7:01:27.5**	80 Vtas	50 Vtas	59.7	19	1:58.038	117.4
	18	PURA PASION	VICENTE GABRIEL VALLES	AUDI TT	3	12	104	**4:38:49.5**	85 Vtas	5 Vtas	86.1	88	2:02.956	112.7

Copa SAXO Endurance

Cls	Nº	Equipo	Concursante	Vehiculo	Cat	Cl	N.V.	Tiempo	Dif 1º	Dif Ant.	Km/h	V.R.	Tiempo	Km/h
1	20	EFICAR TEAM SAXO	EFICAR TEAM	SAXO	SAXO	1	183	**7:01:29.9**			100.2	38	2:04.455	111.3
2	23	RIGA SAXO	RASANTE SPORT	SAXO	SAXO	2	180	**7:01:18.0**	3 Vtas	3 Vtas	98.6	158	2:06.557	109.5
3	15	BOYACA SAXO	VSR MOTORSPORT	SAXO	SAXO	3	177	**7:01:21.6**	6 Vtas	3 Vtas	97.0	40	2:06.347	109.6
4	51	AUTOCODE TORREJON	ESCUDERIA CENTRO	SAXO	SAXO	4	172	**7:01:33.0**	11 Vtas	5 Vtas	94.2	86	2:08.107	108.1
No clasificados: (Requerimiento: 75% del numero de vueltas del lider = 138 Vueltas)														
	3	COIMBRA SAYAGO	ULTIMA VUELTA	SAXO	SAXO	5	141	**7:01:19.1**	42 Vtas	31 Vtas	77.3	28	2:05.649	110.3

Vta. rápida de BOYACA SPORT TEAM en 1:54.755 a 120.7 Km/h en la vuelta 164

Publicada a las:.....

Temp. Pista: **11.5 °C** Temp. Aire: **9.5 °C** Humedad: **48 %** Estado Pista: **SECA**

Director de Carrera:

Fco. Javier SOLER

Cronometrador:

Jesús García Núñez

JOB-1604-ESP/M

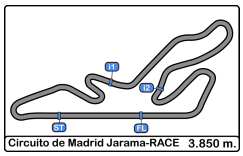

Circuito de Madrid Jarama - RACE

XI UV Endurance RACE Jarama

Carrera 8 horas resistencia

Clasificación Provisional por Vuelta Rápida de Piloto 7 Horas

Clas	Nº	Equipo	Concursante	Vehiculo	Cat	Clas	N.V.	V.R.	Tiempo	Dif 1º	Dif Ant.	Km/h
1	**2**	BOYACA SPORT TEAM	VSR MOTORSPORT	BMW 325	3	1	24	**3**	**1:55.565**			119.9
2	**19**	FERNANDO NAVARRETE	ULTIMA VUELTA	BMW 325I	3	2	22	**6**	**1:55.817**	0.252	0.252	119.6
3	**6**	GLOBAL CAR ADVISOR	ULTIMA VUELTA	BMW 325	3	3	27	**7**	**1:55.959**	0.394	0.142	119.5
4	**5**	NO BRAIN TEAM	ULTIMA VUELTA	BMW 325	3	4	23	**7**	**1:58.890**	3.325	2.931	116.5
5	**7**	JDM MOTOR 2	ULTIMA VUELTA	BMW E36	3	5	25	**6**	**1:59.201**	3.636	0.311	116.2
6	**1**	RRO RACING	VSR MOTORSPORT	BMW 325	3	6	23	**7**	**1:59.518**	3.953	0.317	115.9
7	**4**	M&M RACING TEAM	ESCUDERIA CENTRO	BMW 325	3	7	24	**2**	**1:59.778**	4.213	0.260	115.7
8	**8**	JDM MOTOR 1	ULTIMA VUELTA	BMW 325	3	8	24	**24**	**2:00.088**	4.523	0.310	115.4
9	**13**	ASAP RACING	ANDRES SANCHEZ PEREZ	HONDA CIVIC	1	1	24	**22**	**2:00.167**	4.602	0.079	115.3
10	**9**	PUNTAL PRODUCTIONS	MADRID HISTORICOS	BMW 325I	3	9	24	**23**	**2:00.831**	5.266	0.664	114.7
11	**22**	TECSPORT - OLIMPIA	ULTIMA VUELTA	V. GOLF	2	1	24	**3**	**2:01.355**	5.790	0.524	114.2
12	**21**	DHR	ULTIMA VUELTA	NISSAN SUNY	2	2	24	**2**	**2:02.398**	6.833	1.043	113.2
13	**79**	DE AUGUSTO CARRERAS	C.D. QUINTANO SPORT	BMW 325I	3	10	13	**8**	**2:03.501**	7.936	1.103	112.2
14	**11**	RR2 MOTORSPORT	ESCUDERIA MEDITERRANEO DE ALICANTE	V. GOLF	2	3	26	**15**	**2:03.670**	8.105	0.169	112.0
15	**17**	EMAN EGURRE	EMAN EGURRE	BMW 325I	3	11	24	**23**	**2:04.459**	8.894	0.789	111.3
16	**23**	RIGA SAXO	RASANTE SPORT	SAXO	SAXO	1	26	**4**	**2:06.557**	10.992	2.098	109.5
17	**93**	GPLOIL-CKC	ATKMOTORSPORT MADRID	SUZUKI SWIFT	1	2	26	**2**	**2:06.671**	11.106	0.114	109.4
18	**3**	COIMBRA SAYAGO	ULTIMA VUELTA	SAXO	SAXO	2	23	**9**	**2:07.050**	11.485	0.379	109.0
19	**15**	BOYACA SAXO	VSR MOTORSPORT	SAXO	SAXO	3	25	**6**	**2:08.274**	12.709	1.224	108.0
20	**14**	E-PERFORMANCE	ULTIMA VUELTA	HONDA CIVIC	1	3	23	**6**	**2:09.457**	13.892	1.183	107.0
21	**20**	EFICAR TEAM SAXO	EFICAR TEAM	SAXO	SAXO	4	24	**11**	**2:09.735**	14.170	0.278	106.8
22	**16**	SAAB ENDURANCE RACING SOCIETY	ESCUDERIA 1000 LAGOS	SAAB 900I	2	4	16	**8**	**2:09.759**	14.194	0.024	106.8
23	**51**	AUTOCODE TORREJON	ESCUDERIA CENTRO	SAXO	SAXO	5	26	**9**	**2:10.681**	15.116	0.922	106.0
24	**25**	AMAZON SPORT	AECD	V. GOLF	2	5	26	**5**	**2:13.780**	18.215	3.099	103.6

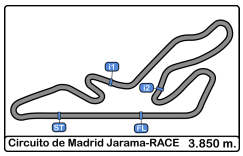

Circuito de Madrid Jarama - RACE

XI UV Endurance RACE Jarama

Carrera 8 horas resistencia

Distancia y Velocidad Media 7 Horas

Clas	Nº	Equipo	Concursante	Vehiculo	Cat	Clas	N.V.	Distancia	Tiempo Total	Km/h
1	**13**	ASAP RACING	ANDRES SANCHEZ PEREZ	HONDA CIVIC	1	1	190	**731.50**	**7:00:27.990**	104.3
2	**2**	BOYACA SPORT TEAM	VSR MOTORSPORT	BMW 325	3	1	189	**727.65**	**7:01:14.029**	103.6
3	**1**	RRO RACING	VSR MOTORSPORT	BMW 325	3	2	189	**727.65**	**7:01:15.600**	103.6
4	**21**	DHR	ULTIMA VUELTA	NISSAN SUNY	2	1	188	**723.80**	**7:01:02.207**	103.1
5	**4**	M&M RACING TEAM	ESCUDERIA CENTRO	BMW 325	3	3	187	**719.95**	**7:01:40.472**	102.4
6	**22**	TECSPORT - OLIMPIA	ULTIMA VUELTA	V. GOLF	2	2	186	**716.10**	**7:00:52.526**	102.0
7	**7**	JDM MOTOR 2	ULTIMA VUELTA	BMW E36	3	4	186	**716.10**	**7:02:13.003**	101.7
8	**19**	FERNANDO NAVARRETE	ULTIMA VUELTA	BMW 325I	3	5	185	**712.25**	**7:00:49.564**	101.5
9	**8**	JDM MOTOR 1	ULTIMA VUELTA	BMW 325	3	6	184	**708.40**	**7:00:48.412**	101.0
10	**20**	EFICAR TEAM SAXO	EFICAR TEAM	SAXO	SAXO	1	183	**704.55**	**7:01:29.977**	100.2
11	**6**	GLOBAL CAR ADVISOR	ULTIMA VUELTA	BMW 325	3	7	182	**700.70**	**7:01:45.325**	99.6
12	**14**	E-PERFORMANCE	ULTIMA VUELTA	HONDA CIVIC	1	2	181	**696.85**	**7:01:31.057**	99.1
13	**23**	RIGA SAXO	RASANTE SPORT	SAXO	SAXO	2	180	**693.00**	**7:01:18.094**	98.6
14	**93**	GPLOIL-CKC	ATKMOTORSPORT MADRID	SUZUKI SWIFT	1	3	177	**681.45**	**7:01:07.952**	97.0
15	**15**	BOYACA SAXO	VSR MOTORSPORT	SAXO	SAXO	3	177	**681.45**	**7:01:21.689**	97.0
16	**17**	EMAN EGURRE	EMAN EGURRE	BMW 325I	3	8	174	**669.90**	**7:00:52.039**	95.5
17	**51**	AUTOCODE TORREJON	ESCUDERIA CENTRO	SAXO	SAXO	4	172	**662.20**	**7:01:33.032**	94.2
18	**11**	RR2 MOTORSPORT	ESCUDERIA MEDITERRANEO DE ALICANTE	V. GOLF	2	3	172	**662.20**	**7:02:26.467**	94.0
19	**79**	DE AUGUSTO CARRERAS	C.D. QUINTANO SPORT	BMW 325I	3	9	163	**627.55**	**6:34:37.915**	95.4
20	**9**	PUNTAL PRODUCTIONS	MADRID HISTORICOS	BMW 325I	3	10	159	**612.15**	**7:00:52.761**	87.2
21	**10**	PRIMERA TEAM	EFICAR TEAM	NISSAN PRIMERA	2	4	143	**550.55**	**5:43:07.035**	96.2
No clasificados: (Requerimiento: 75% del numero de vueltas del lider = 143 Vueltas)										
	3	COIMBRA SAYAGO	ULTIMA VUELTA	SAXO	SAXO	5	141	**542.85**	**7:01:19.100**	77.3
	25	AMAZON SPORT	AECD	V. GOLF	2	5	138	**531.30**	**7:01:44.863**	75.5
	16	SAAB ENDURANCE RACING SOCIETY	ESCUDERIA 1000 LAGOS	SAAB 900I	2	6	133	**512.05**	**6:37:20.063**	77.3
	43	IMARTI MOTORSPORT	ESCUDERIA CERRO NEGRO	HONDA CIVIC	1	4	119	**458.15**	**4:33:45.962**	100.4
	5	NO BRAIN TEAM	ULTIMA VUELTA	BMW 325	3	11	109	**419.65**	**7:01:27.597**	59.7
	18	PURA PASION	VICENTE GABRIEL VALLES	AUDI TT	3	12	104	**400.40**	**4:38:49.590**	86.1
	12	4 TEAM	JORGE RAMIREZ FERNANDEZ	BMW 318	2	7	63	**242.55**	**2:24:52.800**	100.4
	24	M BOSS RACING	ESCUDERIA 1000 LAGOS	V. GOLF	2	8	45	**173.25**	**1:37:27.231**	106.6

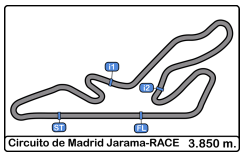

Circuito de Madrid Jarama - RACE

XI UV Endurance RACE Jarama

Carrera 8 horas resistencia

Tiempos Por Vuelta 7 Horas

1 RRO RACING BMW 325

3 VSR MOTORSPORT

Vta.	D	Tiempo		Sector 1	Sector 2	Sector 3	V. Max.	Elapsed
1	1	6:03:17.330	P		6:02:12.992	1:04.338		6:03:17.330
2	1	2:42.203		1:27.089	40.862	34.252	97.4	6:05:59.533
3	1	5:41.800	P	47.080	41.134	4:13.586	170.8	6:11:41.333
4	1	6:05.614		4:50.478	40.852	34.284	89.5	6:17:46.947
5	1	2:00.484		45.669	40.595	34.220	189.4	6:19:47.431
6	1	2:01.217		46.644	40.404	34.169	182.7	6:21:48.648
7	1	1:59.518		45.991	39.962	33.565	189.1	6:23:48.166
8	1	2:00.165		45.941	40.520	33.704	189.8	6:25:48.331
9	1	2:04.252		46.020	41.823	36.409	190.8	6:27:52.583
10	1	2:06.731		48.502	42.519	35.710	171.1	6:29:59.314
11	1	2:07.473		48.167	43.458	35.848	173.3	6:32:06.787
12	1	2:07.343		48.680	42.921	35.742	164.1	6:34:14.130
13	1	2:10.129		49.908	44.432	35.789	166.1	6:36:24.259
14	1	2:10.763		49.838	44.592	36.333	166.1	6:38:35.022
15	1	2:11.172		49.622	44.674	36.876	165.1	6:40:46.194
16	1	2:12.332		50.821	43.034	38.477	154.0	6:42:58.526
17	1	4:02.032		1:47.768	1:18.744	55.520	86.2	6:47:00.558
18	1	3:02.051		1:10.283	1:01.910	49.858	84.1	6:50:02.609
19	1	2:35.680		1:05.295	50.331	40.054	89.7	6:52:38.289
20	1	2:11.071		50.411	44.080	36.580	133.1	6:54:49.360
21	1	2:08.835		48.305	44.252	36.278	177.9	6:56:58.195
22	1	2:08.846		48.197	44.520	36.129	176.4	6:59:07.041
23	1	2:08.559		48.505	44.274	35.780	176.4	7:01:15.600
24	1			49.216			160.0	

2 BOYACA SPORT TEAM BMW 325

3 VSR MOTORSPORT

Vta.	D	Tiempo		Sector 1	Sector 2	Sector 3	V. Max.	Elapsed
1	1	6:01:55.731				6:01:55.731		6:01:55.731
2	1	1:55.692		44.611	38.735	32.346	188.8	6:03:51.423
3	1	1:55.565		44.649	38.675	32.241	185.5	6:05:46.988
4	1	2:03.912	P	44.425	38.838	40.649	190.8	6:07:50.900
5	1	4:28.188		3:08.856	41.741	37.591	85.6	6:12:19.088
6	1	2:21.838		52.500	49.368	39.970	141.7	6:14:40.926
7	1	2:17.684		53.649	47.548	36.487	119.0	6:16:58.610
8	1	2:09.459		49.604	44.074	35.781	155.6	6:19:08.069
9	1	2:10.403		48.560	45.287	36.556	173.3	6:21:18.472
10	1	2:10.671		49.513	44.938	36.220	176.7	6:23:29.143
11	1	2:12.095		49.786	46.227	36.082	162.6	6:25:41.238
12	1	2:08.956		48.063	44.600	36.293	187.1	6:27:50.194
13	1	2:11.417		49.078	45.140	37.199	164.3	6:30:01.611
14	1	2:08.916		48.007	44.570	36.339	189.4	6:32:10.527
15	1	2:09.918		48.928	45.011	35.979	183.9	6:34:20.445
16	1	2:08.878		48.001	44.752	36.125	182.7	6:36:29.323
17	1	2:09.211		48.302	44.810	36.099	181.2	6:38:38.534
18	1	2:09.219		48.139	45.104	35.976	180.0	6:40:47.753
19	1	4:51.662	P	50.100	44.401	3:17.161	154.2	6:45:39.415
20	1	6:54.954		5:15.725	57.513	41.716	68.0	6:52:34.369
21	1	2:12.005		50.587	44.474	36.944	147.7	6:54:46.374
22	1	2:09.504		49.090	44.542	35.872	162.8	6:56:55.878
23	1	2:10.280		48.168	45.963	36.149	200.3	6:59:06.158
24	1	2:07.871		47.637	44.445	35.789	193.5	7:01:14.029
25	1			47.881			196.3	

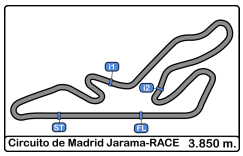

Circuito de Madrid Jarama - RACE

XI UV Endurance RACE Jarama

Carrera 8 horas resistencia

Tiempos Por Vuelta 7 Horas

3 COIMBRA SAYAGO SAXO

SAXO ULTIMA VUELTA

Vta.	D	Tiempo	Sector 1	Sector 2	Sector 3	V. Max.	Elapsed
1	1	6:03:16.383	6:01:57.011	43.415	35.957		6:03:16.383
2	1	2:07.602	48.411	43.309	35.882	173.6	6:05:23.985
3	1	2:07.798	48.564	43.510	35.724	172.5	6:07:31.783
4	1	2:08.677	49.382	43.542	35.753	170.0	6:09:40.460
5	1	2:08.536	48.859	43.800	35.877	172.5	6:11:48.996
6	1	2:07.614	48.467	43.234	35.913	174.1	6:13:56.610
7	1	2:08.036	48.835	43.374	35.827	173.9	6:16:04.646
8	1	2:07.362	48.549	43.216	35.597	173.6	6:18:12.008
9	1	2:07.050	48.109	43.155	35.786	175.0	6:20:19.058
10	1	2:08.068	48.528	43.263	36.277	172.2	6:22:27.126
11	1	2:09.226	49.261	43.506	36.459	172.8	6:24:36.352
12	1	2:09.330	49.600	43.621	36.109	172.2	6:26:45.682
13	1	2:09.140	48.975	43.601	36.564	172.5	6:28:54.822
14	1	2:08.105	48.744	43.490	35.871	172.5	6:31:02.927
15	1	2:07.885	48.477	43.340	36.068	171.9	6:33:10.812
16	1	4:45.496 P	49.101	43.093	3:13.302	173.3	6:37:56.308
17	1	7:04.002	5:30.022	52.415	41.565	72.7	6:45:00.310
18	1	3:45.931	58.085	1:15.611	1:32.235	122.3	6:48:46.241
19	1	3:45.514	1:39.548	1:22.011	43.955	62.5	6:52:31.755
20	1	2:12.574	50.659	44.879	37.036	161.6	6:54:44.329
21	1	2:10.759	49.615	44.115	37.029	173.3	6:56:55.088
22	1	2:11.154	49.907	44.542	36.705	172.8	6:59:06.242
23	1	2:12.858	50.210	44.606	38.042	162.8	7:01:19.100
24	1		49.645			169.2	

4 M&M RACING TEAM BMW 325

3 ESCUDERIA CENTRO

Vta.	D	Tiempo	Sector 1	Sector 2	Sector 3	V. Max.	Elapsed
1	1	6:03:41.751	6:02:26.784	41.613	33.354		6:03:41.751
2	1	1:59.778	45.986	39.997	33.795	186.2	6:05:41.529
3	1	2:00.136	46.486	39.744	33.906	173.6	6:07:41.665
4	1	2:02.603	47.749	41.078	33.776	177.0	6:09:44.268
5	1	2:02.321	47.395	40.962	33.964	172.8	6:11:46.589
6	1	2:00.923	46.600	40.599	33.724	177.3	6:13:47.512
7	1	2:01.957	47.233	40.666	34.058	181.8	6:15:49.469
8	1	2:02.762	47.608	40.903	34.251	164.1	6:17:52.231
9	1	2:00.330	45.965	40.695	33.670	178.8	6:19:52.561
10	1	2:02.243	46.341	41.808	34.094	181.2	6:21:54.804
11	1	2:03.696	46.837	42.325	34.534	175.8	6:23:58.500
12	1	2:04.603	47.384	42.124	35.095	180.0	6:26:03.103
13	1	5:16.979 P	47.857	44.145	3:44.977	170.3	6:31:20.082
14	1	6:08.093	4:48.431	43.928	35.734	88.0	6:37:28.175
15	1	2:06.928	46.963	43.647	36.318	168.4	6:39:35.103
16	1	2:07.263	49.562	43.350	34.351	169.2	6:41:42.366
17	1	2:23.292	48.299	52.225	42.768	166.1	6:44:05.658
18	1	4:12.992	59.696	1:57.468	1:15.828	126.6	6:48:18.650
19	1	2:37.630	57.992	52.905	46.733	121.4	6:50:56.280
20	1	2:26.008	58.104	51.132	36.772	122.1	6:53:22.288
21	1	2:03.279	47.299	41.878	34.102	171.4	6:55:25.567
22	1	2:03.526	46.869	42.486	34.171	185.2	6:57:29.093
23	1	2:06.800	47.671	43.607	35.522	175.0	6:59:35.893
24	1	2:04.579	47.332	42.500	34.747	180.0	7:01:40.472
25	1		47.351			179.1	

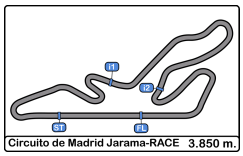

Circuito de Madrid Jarama - RACE

XI UV Endurance RACE Jarama

Carrera 8 horas resistencia

Tiempos Por Vuelta 7 Horas

5 NO BRAIN TEAM — BMW 325

3 — ULTIMA VUELTA

Vta.	D	Tiempo	Sector 1	Sector 2	Sector 3	V. Max.	Elapsed
1	1	6:02:57.416		6:02:23.572	33.844		6:02:57.416
2	1	2:00.653	46.593	40.352	33.708	176.1	6:04:58.069
3	1	2:00.328	46.355	40.304	33.669	190.4	6:06:58.397
4	1	2:01.231	46.197	41.130	33.904	185.5	6:08:59.628
5	1	2:02.648	46.820	41.918	33.910	174.4	6:11:02.276
6	1	2:01.511	46.774	41.565	33.172	181.5	6:13:03.787
7	1	1:58.890	45.703	39.724	33.463	189.1	6:15:02.677
8	1	2:00.175	46.175	40.289	33.711	185.2	6:17:02.852
9	1	2:02.221	46.755	41.511	33.955	179.4	6:19:05.073
10	1	7:57.063 P	46.626	40.435	6:30.002	187.1	6:27:02.136
11	1	6:35.641	5:19.416	41.674	34.551	88.4	6:33:37.777
12	1	2:02.903	47.456	41.235	34.212	160.7	6:35:40.680
13	1	2:01.286	46.573	40.657	34.056	189.8	6:37:41.966
14	1	2:01.012	46.679	40.725	33.608	179.1	6:39:42.978
15	1	2:01.159	46.983	40.577	33.599	171.4	6:41:44.137
16	1	2:22.152	47.360	52.024	42.768	184.3	6:44:06.289
17	1	4:13.111	59.770	1:58.120	1:15.221	119.4	6:48:19.400
18	1	2:37.787	58.343	52.465	46.979	120.5	6:50:57.187
19	1	2:24.376	57.978	50.654	35.744	120.0	6:53:21.563
20	1	1:59.749	46.379	40.041	33.329	189.1	6:55:21.312
21	1	1:59.604	45.975	40.140	33.489	193.8	6:57:20.916
22	1	2:01.824	46.078	42.044	33.702	185.8	6:59:22.740
23	1	2:04.857	46.864	42.983	35.010	168.4	7:01:27.597
24	1		47.704			154.5	

6 GLOBAL CAR ADVISOR — BMW 325

3 — ULTIMA VUELTA

Vta.	D	Tiempo	Sector 1	Sector 2	Sector 3	V. Max.	Elapsed
1	1	6:02:12.393			6:02:12.393		6:02:12.393
2	1	1:56.286	45.085	38.757	32.444	185.8	6:04:08.679
3	1	1:56.011	44.797	38.880	32.334	188.8	6:06:04.690
4	1	1:57.757	45.047	39.711	32.999	183.0	6:08:02.447
5	1	1:56.494	44.964	38.607	32.923	189.8	6:09:58.941
6	1	1:56.836	45.129	39.038	32.669	188.8	6:11:55.777
7	1	1:55.959	44.856	38.772	32.331	191.1	6:13:51.736
8	1	1:58.033	44.681	39.293	34.059	194.5	6:15:49.769
9	1	1:56.122	45.283	38.583	32.256	173.3	6:17:45.891
10	1	1:56.735	44.578	38.985	33.172	189.1	6:19:42.626
11	1	1:56.712	45.081	39.114	32.517	190.8	6:21:39.338
12	1	1:56.325	44.835	38.888	32.602	190.1	6:23:35.663
13	1	1:59.060	45.153	40.505	33.402	195.2	6:25:34.723
14	1	1:58.920	45.387	40.337	33.196	194.9	6:27:33.643
15	1	1:59.083	45.305	40.752	33.026	196.3	6:29:32.726
16	1	1:59.226	45.302	40.847	33.077	178.5	6:31:31.952
17	1	1:58.132	45.687	39.459	32.986	189.1	6:33:30.084
18	1	1:57.130	45.014	39.158	32.958	190.1	6:35:27.214
19	1	1:59.455	44.655	40.956	33.844	198.8	6:37:26.669
20	1	1:58.601	45.150	40.411	33.040	183.6	6:39:25.270
21	1	1:57.242	45.227	39.171	32.844	193.8	6:41:22.512
22	1	6:13.049 P	45.241	42.555	4:45.253	193.2	6:47:35.561
23	1	6:22.533	5:09.869	39.981	32.683	82.8	6:53:58.094
24	1	1:57.143	45.128	38.965	33.050	191.1	6:55:55.237
25	1	1:56.840	45.058	39.036	32.746	192.5	6:57:52.077
26	1	1:56.654	44.807	39.087	32.760	197.0	6:59:48.731
27	1	1:56.594	44.755	39.146	32.693	194.9	7:01:45.325

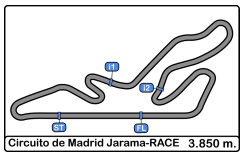

Circuito de Madrid Jarama - RACE

XI UV Endurance RACE Jarama

Carrera 8 horas resistencia

Tiempos Por Vuelta 7 Horas

7 JDM MOTOR 2 — BMW E36

3 — ULTIMA VUELTA

Vta.	D	Tiempo	Sector 1	Sector 2	Sector 3	V. Max.	Elapsed
1	1	6:03:26.641	6:02:09.412	41.875	35.354		6:03:26.641
2	1	2:01.418	46.930	40.456	34.032	187.8	6:05:28.059
3	1	2:00.714	46.098	40.592	34.024	190.1	6:07:28.773
4	1	2:00.799	46.187	40.619	33.993	187.5	6:09:29.572
5	1	2:00.410	45.931	40.429	34.050	189.4	6:11:29.982
6	1	1:59.201	45.573	39.872	33.756	193.5	6:13:29.183
7	1	1:59.920	45.934	40.368	33.618	194.5	6:15:29.103
8	1	2:00.995	46.059	40.616	34.320	195.6	6:17:30.098
9	1	2:02.205	46.453	41.201	34.551	190.4	6:19:32.303
10	1	2:00.858	46.537	40.266	34.055	182.1	6:21:33.161
11	1	2:00.328	46.188	40.182	33.958	185.5	6:23:33.489
12	1	2:02.299	46.131	41.266	34.902	188.8	6:25:35.788
13	1	2:01.642	46.162	41.143	34.337	191.1	6:27:37.430
14	1	2:00.931	46.293	40.671	33.967	178.5	6:29:38.361
15	1	2:00.741	45.877	40.736	34.128	190.4	6:31:39.102
16	1	2:01.389	46.163	41.097	34.129	186.8	6:33:40.491
17	1	2:01.730	46.761	41.069	33.900	173.9	6:35:42.221
18	1	2:01.047	46.292	40.741	34.014	187.8	6:37:43.268
19	1	2:01.458	46.392	40.762	34.304	191.4	6:39:44.726
20	1	2:03.240	46.949	41.990	34.301	182.7	6:41:47.966
21	1	9:28.235 P	47.045	50.589	7:50.601	180.6	6:51:16.201
22	1	4:54.090	3:37.873	42.110	34.107	98.5	6:56:10.291
23	1	2:00.995	46.212	40.423	34.360	187.1	6:58:11.286
24	1	2:01.522	46.379	40.773	34.370	191.1	7:00:12.808
25	1	2:00.195	45.642	40.357	34.196	189.8	7:02:13.003

8 JDM MOTOR 1 — BMW 325

3 — ULTIMA VUELTA

Vta.	D	Tiempo	Sector 1	Sector 2	Sector 3	V. Max.	Elapsed
1	1	6:02:49.042		6:02:12.461	36.581		6:02:49.042
2	1	2:04.399	48.265	41.819	34.315	168.4	6:04:53.441
3	1	2:02.860	47.139	41.350	34.371	181.5	6:06:56.301
4	1	2:02.601	46.897	41.441	34.263	183.6	6:08:58.902
5	1	2:03.257	47.399	41.629	34.229	175.0	6:11:02.159
6	1	2:03.244	46.813	42.398	34.033	183.3	6:13:05.403
7	1	2:03.353	46.993	41.813	34.547	185.2	6:15:08.756
8	1	2:03.209	47.185	41.373	34.651	192.1	6:17:11.965
9	1	4:43.496 P	48.006	42.215	3:13.275	184.6	6:21:55.461
10	1	6:49.184	5:28.654	44.777	35.753	86.1	6:28:44.645
11	1	2:07.249	49.486	42.582	35.181	149.3	6:30:51.894
12	1	2:04.774	48.342	41.515	34.917	159.7	6:32:56.668
13	1	2:04.313	48.242	41.488	34.583	158.5	6:35:00.981
14	1	2:04.224	47.808	41.573	34.843	160.7	6:37:05.205
15	1	2:04.330	47.759	41.981	34.590	157.2	6:39:09.535
16	1	2:02.454	47.201	40.859	34.394	164.3	6:41:11.989
17	1	2:17.746	47.467	46.622	43.657	163.8	6:43:29.735
18	1	3:31.769	1:17.863	1:19.185	54.721	117.5	6:47:01.504
19	1	3:01.838	1:10.243	1:01.871	49.724	78.1	6:50:03.342
20	1	2:37.120	1:06.028	50.511	40.581	87.1	6:52:40.462
21	1	2:06.200	49.002	42.636	34.562	152.7	6:54:46.662
22	1	2:00.910	46.760	40.311	33.839	175.6	6:56:47.572
23	1	2:00.752	45.722	40.647	34.383	183.3	6:58:48.324
24	1	2:00.088	45.909	40.137	34.042	191.4	7:00:48.412
25	1		46.836	40.267		186.5	

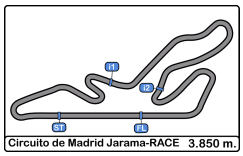

Circuito de Madrid Jarama - RACE

XI UV Endurance RACE Jarama

Carrera 8 horas resistencia

Tiempos Por Vuelta 7 Horas

9 PUNTAL PRODUCTIONS BMW 325I

3 MADRID HISTORICOS

Vta.	D	Tiempo	Sector 1	Sector 2	Sector 3	V. Max.	Elapsed
1	1	6:03:15.042	6:01:58.206	41.300	35.536		6:03:15.042
2	1	2:03.511	47.261	41.488	34.762	190.4	6:05:18.553
3	1	2:02.796	47.051	41.160	34.585	188.8	6:07:21.349
4	1	2:02.978	47.775	41.041	34.162	168.2	6:09:24.327
5	1	2:02.425	47.359	41.006	34.060	179.1	6:11:26.752
6	1	2:04.259	47.704	42.016	34.539	175.8	6:13:31.011
7	1	2:03.878	46.982	42.231	34.665	183.3	6:15:34.889
8	1	2:03.338	47.148	41.608	34.582	181.5	6:17:38.227
9	1	6:38.006 P	47.322	41.763	5:08.921	189.1	6:24:16.233
10	1	5:04.951	3:48.482	41.641	34.828	80.2	6:29:21.184
11	1	2:02.763	47.683	40.685	34.395	161.6	6:31:23.947
12	1	2:02.119	46.941	40.780	34.398	175.3	6:33:26.066
13	1	2:02.698	46.485	40.761	35.452	188.8	6:35:28.764
14	1	2:02.460	46.389	41.358	34.713	193.2	6:37:31.224
15	1	2:04.453	46.354	42.591	35.508	186.2	6:39:35.677
16	1	2:02.658	48.139	40.462	34.057	166.6	6:41:38.335
17	1	2:09.303	46.332	46.720	36.251	183.0	6:43:47.638
18	1	3:15.492	1:01.220	1:18.850	55.422	141.9	6:47:03.130
19	1	3:01.265	1:09.619	1:01.927	49.719	76.7	6:50:04.395
20	1	2:36.385	1:05.736	50.834	39.815	85.2	6:52:40.780
21	1	2:07.848	49.187	43.225	35.436	147.1	6:54:48.628
22	1	2:02.197	47.081	41.009	34.107	175.3	6:56:50.825
23	1	2:00.831	46.604	40.259	33.968	182.7	6:58:51.656
24	1	2:01.105	47.805	39.792	33.508	187.1	7:00:52.761
25	1		46.409	40.040		182.7	

11 RR2 MOTORSPORT V. GOLF

2 ESCUDERIA MEDITERRANEO DE ALICANTE

Vta.	D	Tiempo	Sector 1	Sector 2	Sector 3	V. Max.	Elapsed
1	1	6:04:08.792	6:02:48.291	45.313	35.188	68.8	6:04:08.792
2	1	2:05.699	48.261	42.294	35.144	171.4	6:06:14.491
3	1	2:04.659	47.717	42.108	34.834	173.6	6:08:19.150
4	1	2:06.228	47.981	42.804	35.443	178.2	6:10:25.378
5	1	2:06.217	48.446	42.662	35.109	174.1	6:12:31.595
6	1	2:05.838	47.858	42.602	35.378	172.8	6:14:37.433
7	1	2:06.993	48.194	43.896	34.903	166.9	6:16:44.426
8	1	2:05.143	47.761	42.660	34.722	175.0	6:18:49.569
9	1	2:04.051	47.380	41.842	34.829	176.4	6:20:53.620
10	1	2:04.896	47.323	42.578	34.995	174.4	6:22:58.516
11	1	2:06.202	47.520	42.531	36.151	179.7	6:25:04.718
12	1	2:05.880	47.663	42.406	35.811	172.5	6:27:10.598
13	1	2:04.213	47.467	42.134	34.612	180.3	6:29:14.811
14	1	2:04.206	47.173	42.116	34.917	187.8	6:31:19.017
15	1	2:03.670	47.061	41.782	34.827	183.0	6:33:22.687
16	1	2:03.824	47.363	41.673	34.788	178.2	6:35:26.511
17	1	2:06.367	47.749	43.397	35.221	162.8	6:37:32.878
18	1	2:05.804	48.165	42.774	34.865	162.4	6:39:38.682
19	1	2:05.467	47.714	42.604	35.149	162.6	6:41:44.149
20	1	2:23.323	48.023	52.547	42.753	170.6	6:44:07.472
21	1	4:13.341	59.454	1:58.989	1:14.898	127.0	6:48:20.813
22	1	2:37.138	57.524	53.092	46.522	127.3	6:50:57.951
23	1	2:26.193	58.156	50.508	37.529	122.8	6:53:24.144
24	1	2:08.807	49.047	43.626	36.134	163.1	6:55:32.951
25	1	2:08.742	48.836	44.152	35.754	161.9	6:57:41.693
26	1	4:44.774 P	48.938	44.115	3:11.721	162.6	7:02:26.467

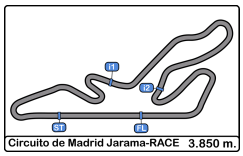

Circuito de Madrid Jarama - RACE

XI UV Endurance RACE Jarama

Carrera 8 horas resistencia

Tiempos Por Vuelta 7 Horas

13 ASAP RACING HONDA CIVIC

1 ANDRES SANCHEZ PEREZ

Vta.	D	Tiempo		Sector 1	Sector 2	Sector 3	V. Max.	Elapsed
1	1	6:01:54.616				6:01:54.616		6:01:54.616
2	1	2:02.188		47.705	40.559	33.924	178.5	6:03:56.804
3	1	2:02.396		47.042	40.634	34.720	171.7	6:05:59.200
4	1	2:04.543		47.294	41.799	35.450	174.4	6:08:03.743
5	1	2:03.929		48.135	41.754	34.040	175.6	6:10:07.672
6	1	4:29.567	P	47.270	41.077	3:01.220	177.0	6:14:37.239
7	1	6:52.701		5:35.970	42.000	34.731	90.3	6:21:29.940
8	1	2:02.409		46.840	41.093	34.476	188.4	6:23:32.349
9	1	2:06.297		49.156	42.171	34.970	177.0	6:25:38.646
10	1	2:01.356		46.673	40.708	33.975	184.6	6:27:40.002
11	1	2:00.767		46.288	40.515	33.964	189.8	6:29:40.769
12	1	2:00.742		46.282	40.491	33.969	195.2	6:31:41.511
13	1	2:00.955		46.584	40.440	33.931	172.2	6:33:42.466
14	1	2:02.801		48.212	40.640	33.949	182.7	6:35:45.267
15	1	2:01.169		46.201	40.967	34.001	192.1	6:37:46.436
16	1	2:01.383		46.398	40.750	34.235	191.1	6:39:47.819
17	1	2:02.095		46.107	41.328	34.660	193.5	6:41:49.914
18	1	2:19.469		46.537	50.494	42.438	192.5	6:44:09.383
19	1	4:30.309		58.212	1:59.466	1:32.631	131.7	6:48:39.692
20	1	3:46.322		1:40.232	1:22.829	43.261	64.2	6:52:26.014
21	1	2:00.659		46.456	40.397	33.806	183.9	6:54:26.673
22	1	2:00.167		46.076	40.435	33.656	192.1	6:56:26.840
23	1	2:00.728		46.268	40.541	33.919	191.4	6:58:27.568
24	1	2:00.422		46.267	40.414	33.741	191.4	7:00:27.990
25	1			46.254	40.345		187.5	

14 E-PERFORMANCE HONDA CIVIC

1 ULTIMA VUELTA

Vta.	D	Tiempo		Sector 1	Sector 2	Sector 3	V. Max.	Elapsed
1	1	6:05:35.024	P			6:05:35.024		6:05:35.024
2	1	6:01.052		4:38.234	45.910	36.908	73.5	6:11:36.076
3	1	2:13.274		50.171	45.689	37.414	171.9	6:13:49.350
4	1	2:10.615		50.635	43.969	36.011	172.5	6:15:59.965
5	1	2:10.195		49.391	43.989	36.815	173.9	6:18:10.160
6	1	2:09.457		48.906	43.757	36.794	174.7	6:20:19.617
7	1	2:09.621		49.009	44.287	36.325	165.8	6:22:29.238
8	1	2:11.537		50.284	44.555	36.698	164.6	6:24:40.775
9	1	2:12.064		50.437	44.722	36.905	173.6	6:26:52.839
10	1	2:13.153		50.614	45.293	37.246	173.6	6:29:05.992
11	1	2:16.014		50.807	46.591	38.616	172.5	6:31:22.006
12	1	2:14.331		51.717	45.288	37.326	170.3	6:33:36.337
13	1	2:20.147		56.623	45.321	38.203	128.1	6:35:56.484
14	1	2:17.842		51.225	48.168	38.449	168.2	6:38:14.326
15	1	2:13.732		50.462	45.410	37.860	169.8	6:40:28.058
16	1	2:14.080		50.084	45.005	38.991	172.5	6:42:42.138
17	1	2:21.616		53.534	48.381	39.701	137.5	6:45:03.754
18	1	3:45.506		58.647	1:14.620	1:32.239	119.0	6:48:49.260
19	1	3:44.308		1:38.984	1:22.191	43.133	70.6	6:52:33.568
20	1	2:17.865		53.431	47.558	36.876	148.3	6:54:51.433
21	1	2:14.159		50.703	44.490	38.966	178.2	6:57:05.592
22	1	2:11.718		50.451	44.474	36.793	169.5	6:59:17.310
23	1	2:13.747		50.798	46.058	36.891	154.9	7:01:31.057
24	1			50.323			170.3	

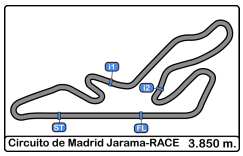

Circuito de Madrid Jarama - RACE
XI UV Endurance RACE Jarama
Carrera 8 horas resistencia
Tiempos Por Vuelta 7 Horas

15

BOYACA SAXO — SAXO

SAXO — VSR MOTORSPORT

Vta.	D	Tiempo	Sector 1	Sector 2	Sector 3	V. Max.	Elapsed
1	1	6:02:37.459		6:02:01.251	36.208		6:02:37.459
2	1	2:08.457	48.942	43.394	36.121	169.5	6:04:45.916
3	1	2:08.507	48.933	43.631	35.943	169.0	6:06:54.423
4	1	2:09.049	49.532	43.468	36.049	168.7	6:09:03.472
5	1	2:08.405	49.060	43.353	35.992	169.2	6:11:11.877
6	1	2:08.274	48.960	43.549	35.765	169.0	6:13:20.151
7	1	2:09.371	48.955	44.056	36.360	169.5	6:15:29.522
8	1	2:11.201	50.172	44.890	36.139	160.7	6:17:40.723
9	1	2:08.823	49.059	43.575	36.189	169.8	6:19:49.546
10	1	2:08.426	48.993	43.596	35.837	170.3	6:21:57.972
11	1	2:08.918	49.188	43.710	36.020	171.4	6:24:06.890
12	1	2:09.868	48.996	44.014	36.858	169.5	6:26:16.758
13	1	2:09.309	49.553	43.581	36.175	166.6	6:28:26.067
14	1	2:10.313	50.226	44.057	36.030	170.0	6:30:36.380
15	1	2:09.173	49.503	43.594	36.076	169.5	6:32:45.553
16	1	2:08.824	49.304	43.512	36.008	169.5	6:34:54.377
17	1	2:09.140	48.966	43.853	36.321	170.3	6:37:03.517
18	1	2:08.916	49.103	43.919	35.894	169.2	6:39:12.433
19	1	2:09.441	49.298	43.928	36.215	170.0	6:41:21.874
20	1	7:51.652 P	49.401	43.947	6:18.304	170.3	6:49:13.526
21	1	3:33.528	2:13.197	43.914	36.417	85.2	6:52:47.054
22	1	2:08.597	48.906	43.468	36.223	171.7	6:54:55.651
23	1	2:08.368	49.156	43.179	36.033	171.7	6:57:04.019
24	1	2:08.560	48.812	43.791	35.957	172.8	6:59:12.579
25	1	2:09.110	49.482	43.496	36.132	171.9	7:01:21.689
26	1		48.823			172.5	

16

SAAB ENDURANCE RACING SOCIETY — SAAB 900I

2 — ESCUDERIA 1000 LAGOS

Vta.	D	Tiempo	Sector 1	Sector 2	Sector 3	V. Max.	Elapsed
1	1	6:03:45.973	6:02:25.077	44.552	36.344		6:03:45.973
2	1	2:13.026	51.962	44.536	36.528	167.4	6:05:58.999
3	1	2:13.468	50.261	45.728	37.479	161.4	6:08:12.467
4	1	2:10.415	49.880	44.198	36.337	168.2	6:10:22.882
5	1	2:11.943	50.092	45.400	36.451	161.4	6:12:34.825
6	1	2:10.944	49.791	44.268	36.885	167.9	6:14:45.769
7	1	2:11.320	50.662	44.367	36.291	146.3	6:16:57.089
8	1	2:09.759	49.548	43.929	36.282	173.9	6:19:06.848
9	1	2:10.369	49.108	45.186	36.075	169.0	6:21:17.217
10	1	2:10.562	49.812	44.449	36.301	162.8	6:23:27.779
11	1	2:10.960	50.310	44.371	36.279	152.7	6:25:38.739
12	1	2:10.443	49.666	44.135	36.642	169.8	6:27:49.182
13	1	2:15.389	48.928	44.251	42.210	169.0	6:30:04.571
14	1	2:21.382	52.522	49.658	39.202	165.6	6:32:25.953
15	1	2:18.495	52.358	47.023	39.114	158.1	6:34:44.448
16	1	2:35.615 P	53.905	48.352	53.358	153.1	6:37:20.063

17

EMAN EGURRE — BMW 325I

3 — EMAN EGURRE

Vta.	D	Tiempo	Sector 1	Sector 2	Sector 3	V. Max.	Elapsed
1	1	6:03:21.853	6:02:04.165	41.731	35.957		6:03:21.853
2	1	2:04.757	47.996	41.755	35.006	183.3	6:05:26.610
3	1	2:06.088	48.620	41.906	35.562	182.4	6:07:32.698
4	1	6:53.504	5:32.374	44.538	36.592	184.9	6:14:26.202
5	1	2:06.172	48.708	42.396	35.068	173.0	6:16:32.374
6	1	2:07.143	48.450	42.742	35.951	178.2	6:18:39.517
7	1	2:05.834	48.648	42.013	35.173	178.2	6:20:45.351
8	1	2:06.747	48.244	42.471	36.032	174.4	6:22:52.098
9	1	2:08.471	48.895	43.253	36.323	173.6	6:25:00.569
10	1	2:10.673	49.328	42.972	38.373	169.8	6:27:11.242
11	1	2:09.248	49.383	43.548	36.317	160.0	6:29:20.490
12	1	2:08.611	50.055	42.367	36.189	167.9	6:31:29.101
13	1	2:08.030	49.593	42.745	35.692	172.2	6:33:37.131
14	1	2:14.424	55.084	43.538	35.802	125.8	6:35:51.555
15	1	2:06.911	48.851	42.458	35.602	166.6	6:37:58.466
16	1	2:06.583	48.153	43.101	35.329	171.7	6:40:05.049
17	1	2:06.133	47.911	43.035	35.187	179.7	6:42:11.182
18	1	2:14.207	51.189	46.620	36.398	175.6	6:44:25.389
19	1	4:16.987	49.876	1:54.807	1:32.304	146.7	6:48:42.376
20	1	3:47.399	1:40.478	1:22.343	44.578	66.2	6:52:29.775
21	1	2:06.893	49.256	42.338	35.299	160.7	6:54:36.668
22	1	2:04.796	47.798	41.799	35.199	177.9	6:56:41.464
23	1	2:04.459	47.890	41.709	34.860	183.9	6:58:45.923
24	1	2:06.116	47.776	42.907	35.433	180.3	7:00:52.039
25	1		49.752	41.625		186.8	

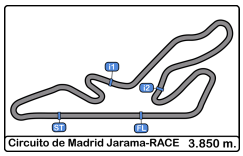

Circuito de Madrid Jarama - RACE

XI UV Endurance RACE Jarama

Carrera 8 horas resistencia

Tiempos Por Vuelta 7 Horas

19 FERNANDO NAVARRETE — BMW 325I

3 — ULTIMA VUELTA

Vta.	D	Tiempo	Sector 1	Sector 2	Sector 3	V. Max.	Elapsed
1	1	6:03:32.095	6:02:18.894	40.279	32.922		6:03:32.095
2	1	1:59.175	45.507	40.084	33.584	182.4	6:05:31.270
3	1	4:46.706 P	46.943	42.706	3:17.057	162.4	6:10:17.976
4	1	6:23.753	5:10.833	40.203	32.717	98.9	6:16:41.729
5	1	1:56.228	44.483	38.923	32.822	187.8	6:18:37.957
6	1	1:55.817	44.429	38.620	32.768	188.8	6:20:33.774
7	1	1:56.355	44.612	38.874	32.869	193.2	6:22:30.129
8	1	1:56.025	44.584	38.794	32.647	189.8	6:24:26.154
9	1	1:56.765	44.900	39.016	32.849	191.8	6:26:22.919
10	1	1:56.930	44.757	38.665	33.508	194.5	6:28:19.849
11	1	1:56.349	44.843	38.838	32.668	191.1	6:30:16.198
12	1	1:57.147	44.800	39.698	32.649	198.1	6:32:13.345
13	1	1:56.346	44.734	39.075	32.537	187.8	6:34:09.691
14	1	1:56.433	44.742	38.726	32.965	188.4	6:36:06.124
15	1	1:56.730	44.869	39.454	32.407	190.8	6:38:02.854
16	1	1:56.783	44.442	39.602	32.739	191.8	6:39:59.637
17	1	1:56.078	44.715	38.859	32.504	193.8	6:41:55.715
18	1	10:41.094 P	45.934	46.762	9:08.398	190.8	6:52:36.809
19	1	2:18.920	1:06.988	39.394	32.538	102.5	6:54:55.729
20	1	1:59.073	45.230	40.172	33.671	197.4	6:56:54.802
21	1	1:57.603	45.861	39.097	32.645	192.8	6:58:52.405
22	1	1:57.159	45.353	39.219	32.587	189.8	7:00:49.564
23	1		44.691	39.254		190.8	

20 EFICAR TEAM SAXO — SAXO

SAXO — EFICAR TEAM

Vta.	D	Tiempo	Sector 1	Sector 2	Sector 3	V. Max.	Elapsed
1	1	6:07:41.989	6:06:19.894	45.002	37.093	83.1	6:07:41.989
2	1	2:10.909	50.418	43.869	36.622	166.9	6:09:52.898
3	1	2:10.705	50.434	43.991	36.280	165.8	6:12:03.603
4	1	2:10.216	49.882	43.897	36.437	168.2	6:14:13.819
5	1	2:10.747	50.243	43.791	36.713	166.4	6:16:24.566
6	1	2:10.342	50.165	43.676	36.501	166.4	6:18:34.908
7	1	2:09.880	49.816	43.643	36.421	166.9	6:20:44.788
8	1	2:10.170	49.913	43.530	36.727	162.6	6:22:54.958
9	1	2:11.657	49.665	45.260	36.732	167.9	6:25:06.615
10	1	2:10.317	49.542	43.549	37.226	170.0	6:27:16.932
11	1	2:09.735	49.982	43.402	36.351	164.1	6:29:26.667
12	1	2:11.911	49.465	44.735	37.711	169.5	6:31:38.578
13	1	2:09.808	50.238	43.458	36.112	166.4	6:33:48.386
14	1	2:10.819	49.716	44.260	36.843	169.5	6:35:59.205
15	1	2:11.244	50.435	44.344	36.465	166.9	6:38:10.449
16	1	2:10.842	50.324	43.797	36.721	165.1	6:40:21.291
17	1	2:11.455	50.371	44.119	36.965	166.6	6:42:32.746
18	1	2:30.426	58.719	50.290	41.417	127.2	6:45:03.172
19	1	3:44.798	58.268	1:13.523	1:33.007	125.0	6:48:47.970
20	1	3:44.641	1:39.063	1:21.582	43.996	70.5	6:52:32.611
21	1	2:15.857	51.485	46.024	38.348	164.1	6:54:48.468
22	1	2:12.832	51.370	44.696	36.766	161.4	6:57:01.300
23	1	2:14.033	50.602	46.231	37.200	163.1	6:59:15.333
24	1	2:14.644	51.095	45.672	37.877	164.3	7:01:29.977
25	1		50.330			166.6	

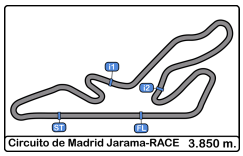

Circuito de Madrid Jarama - RACE

XI UV Endurance RACE Jarama

Carrera 8 horas resistencia

Tiempos Por Vuelta 7 Horas

21 DHR NISSAN SUNY

2 ULTIMA VUELTA

Vta.	D	Tiempo	Sector 1	Sector 2	Sector 3	V. Max.	Elapsed
1	1	6:03:31.880	6:02:16.428	40.809	34.643		6:03:31.880
2	1	2:02.398	47.313	41.082	34.003	171.1	6:05:34.278
3	1	2:04.007	47.842	41.855	34.310	183.3	6:07:38.285
4	1	5:52.303 P	47.450	41.036	4:23.817	184.3	6:13:30.588
5	1	5:22.993	4:06.695	41.711	34.587	92.0	6:18:53.581
6	1	2:03.234	47.556	41.317	34.361	184.9	6:20:56.815
7	1	2:03.845	47.294	41.068	35.483	183.9	6:23:00.660
8	1	2:03.391	47.391	41.207	34.793	178.8	6:25:04.051
9	1	2:04.702	48.059	41.893	34.750	180.9	6:27:08.753
10	1	2:04.154	48.210	41.247	34.697	177.9	6:29:12.907
11	1	2:03.209	47.404	41.471	34.334	185.8	6:31:16.116
12	1	2:03.756	47.574	41.539	34.643	184.6	6:33:19.872
13	1	2:03.860	47.815	41.439	34.606	170.8	6:35:23.732
14	1	2:05.262	47.464	42.713	35.085	184.3	6:37:28.994
15	1	2:07.261	47.634	42.898	36.729	183.9	6:39:36.255
16	1	2:03.592	48.407	40.727	34.458	177.0	6:41:39.847
17	1	2:08.451	47.914	44.296	36.241	181.5	6:43:48.298
18	1	3:15.480	1:01.717	1:18.585	55.178	135.6	6:47:03.778
19	1	3:01.137	1:09.459	1:02.040	49.638	78.3	6:50:04.915
20	1	2:36.865	1:05.699	50.911	40.255	85.5	6:52:41.780
21	1	2:06.560	49.271	42.151	35.138	168.7	6:54:48.340
22	1	2:04.466	48.369	41.641	34.456	184.6	6:56:52.806
23	1	2:05.151	49.100	41.751	34.300	179.4	6:58:57.957
24	1	2:04.250	47.897	41.791	34.562	183.6	7:01:02.207
25	1		47.797			179.4	

22 TECSPORT - OLIMPIA V. GOLF

2 ULTIMA VUELTA

Vta.	D	Tiempo	Sector 1	Sector 2	Sector 3	V. Max.	Elapsed
1	1	6:02:04.296			6:02:04.296		6:02:04.296
2	1	2:02.084	46.772	41.004	34.308	182.1	6:04:06.380
3	1	2:01.355	46.626	40.579	34.150	183.6	6:06:07.735
4	1	2:01.604	46.287	41.126	34.191	186.5	6:08:09.339
5	1	2:02.429	47.178	40.461	34.790	175.6	6:10:11.768
6	1	6:42.919 P	49.139	43.668	5:10.112	154.2	6:16:54.687
7	1	4:41.549	3:25.594	41.366	34.589	98.6	6:21:36.236
8	1	2:02.937	46.764	41.533	34.640	177.3	6:23:39.173
9	1	2:03.598	47.315	41.282	35.001	179.1	6:25:42.771
10	1	2:04.747	47.800	42.189	34.758	171.9	6:27:47.518
11	1	2:04.347	47.277	41.740	35.330	182.1	6:29:51.865
12	1	2:05.201	47.970	42.240	34.991	180.0	6:31:57.066
13	1	2:04.472	47.761	41.686	35.025	179.1	6:34:01.538
14	1	2:05.594	48.367	41.695	35.532	173.3	6:36:07.132
15	1	2:04.366	47.196	42.148	35.022	177.3	6:38:11.498
16	1	2:05.561	47.455	42.487	35.619	182.4	6:40:17.059
17	1	2:06.099	48.668	42.242	35.189	163.8	6:42:23.158
18	1	2:05.545	47.799	42.357	35.389	174.1	6:44:28.703
19	1	4:16.669	48.715	1:55.293	1:32.661	165.8	6:48:45.372
20	1	3:45.883	1:39.619	1:22.368	43.896	65.0	6:52:31.255
21	1	2:06.889	49.264	42.167	35.458	169.5	6:54:38.144
22	1	2:05.293	47.878	42.207	35.208	169.0	6:56:43.437
23	1	2:04.799	48.081	41.959	34.759	171.1	6:58:48.236
24	1	2:04.290	47.376	42.074	34.840	178.2	7:00:52.526
25	1		48.010	41.874		170.6	

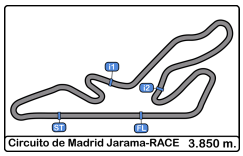

Circuito de Madrid Jarama - RACE

XI UV Endurance RACE Jarama

Carrera 8 horas resistencia

Tiempos Por Vuelta 7 Horas

23 RIGA SAXO — SAXO

SAXO — RASANTE SPORT

Vta.	D	Tiempo	Sector 1	Sector 2	Sector 3	V. Max.	Elapsed
1	1	6:02:57.431		6:02:21.768	35.663		6:02:57.431
2	1	2:06.625	48.259	43.022	35.344	171.9	6:05:04.056
3	1	2:07.001	48.348	43.312	35.341	173.6	6:07:11.057
4	1	2:06.557	48.362	43.001	35.194	169.2	6:09:17.614
5	1	2:11.455	51.780	44.075	35.600	167.4	6:11:29.069
6	1	2:08.157	48.844	43.592	35.721	168.7	6:13:37.226
7	1	2:07.730	48.519	43.613	35.598	169.5	6:15:44.956
8	1	2:07.497	48.514	43.019	35.964	168.7	6:17:52.453
9	1	2:10.030	49.550	44.438	36.042	162.6	6:20:02.483
10	1	2:09.580	48.913	44.449	36.218	167.9	6:22:12.063
11	1	2:09.863	49.421	44.326	36.116	169.5	6:24:21.926
12	1	2:10.052	49.182	44.335	36.535	169.5	6:26:31.978
13	1	2:11.595	49.913	45.193	36.489	167.1	6:28:43.573
14	1	2:10.623	49.709	44.646	36.268	167.9	6:30:54.196
15	1	2:11.742	50.092	45.156	36.494	167.9	6:33:05.938
16	1	2:10.771	49.618	44.637	36.516	168.7	6:35:16.709
17	1	2:13.948	50.071	46.018	37.859	166.1	6:37:30.657
18	1	2:10.511	49.470	45.025	36.016	167.9	6:39:41.168
19	1	2:10.168	49.439	44.230	36.499	170.8	6:41:51.336
20	1	2:18.697	49.814	46.591	42.292	172.5	6:44:10.033
21	1	4:30.333	58.044	1:59.864	1:32.425	127.8	6:48:40.366
22	1	3:48.539	1:40.302	1:22.836	45.401	63.7	6:52:28.905
23	1	2:14.443	52.237	45.472	36.734	163.1	6:54:43.348
24	1	2:12.700	51.331	44.753	36.616	166.1	6:56:56.048
25	1	2:11.988	49.154	46.347	36.487	172.8	6:59:08.036
26	1	2:10.058	48.702	44.704	36.652	175.3	7:01:18.094
27	1		48.660			172.5	

25 AMAZON SPORT — V. GOLF

2 — AECD

Vta.	D	Tiempo	Sector 1	Sector 2	Sector 3	V. Max.	Elapsed
1	1	6:02:17.899			6:02:17.899		6:02:17.899
2	1	2:15.177	52.695	45.304	37.178	133.9	6:04:33.076
3	1	2:14.664	52.119	45.257	37.288	137.9	6:06:47.740
4	1	2:15.862	52.156	45.685	38.021	140.8	6:09:03.602
5	1	2:13.780	52.055	44.814	36.911	140.6	6:11:17.382
6	1	2:15.174	51.764	45.041	38.369	141.5	6:13:32.556
7	1	2:15.450	52.421	45.859	37.170	137.5	6:15:48.006
8	1	2:15.990	53.423	44.852	37.715	137.5	6:18:03.996
9	1	2:14.928	52.110	45.315	37.503	141.3	6:20:18.924
10	1	2:15.015	52.099	45.322	37.594	138.9	6:22:33.939
11	1	2:15.291	52.417	45.328	37.546	139.8	6:24:49.230
12	1	2:15.540	52.446	45.461	37.633	140.8	6:27:04.770
13	1	2:16.045	52.934	45.948	37.163	139.5	6:29:20.815
14	1	2:17.834	53.362	45.959	38.513	138.2	6:31:38.649
15	1	2:15.426	52.807	45.363	37.256	132.6	6:33:54.075
16	1	2:15.183	51.928	45.168	38.087	139.7	6:36:09.258
17	1	2:16.445	52.461	46.059	37.925	137.5	6:38:25.703
18	1	2:15.589	51.809	45.964	37.816	138.8	6:40:41.292
19	1	2:16.388	52.101	46.074	38.213	141.1	6:42:57.680
20	1	4:02.245	1:47.485	1:19.296	55.464	90.4	6:46:59.925
21	1	3:01.833	1:09.524	1:02.381	49.928	85.6	6:50:01.758
22	1	2:34.532	1:02.079	50.518	41.935	92.3	6:52:36.290
23	1	2:20.385	54.760	47.378	38.247	140.2	6:54:56.675
24	1	2:15.720	52.303	45.636	37.781	139.7	6:57:12.395
25	1	2:16.231	52.589	46.242	37.400	136.5	6:59:28.626
26	1	2:16.237	52.078	46.589	37.570	137.9	7:01:44.863

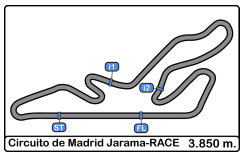

Circuito de Madrid Jarama - RACE
XI UV Endurance RACE Jarama
Carrera 8 horas resistencia
Tiempos Por Vuelta 7 Horas

51 AUTOCODE TORREJON — SAXO

SAXO — ESCUDERIA CENTRO

Vta.	D	Tiempo	Sector 1	Sector 2	Sector 3	V. Max.	Elapsed
1	1	6:02:11.277			6:02:11.277		6:02:11.277
2	1	2:11.763	50.608	44.317	36.838	161.4	6:04:23.040
3	1	2:10.956	49.881	44.181	36.894	169.2	6:06:33.996
4	1	2:11.117	50.157	44.312	36.648	168.4	6:08:45.113
5	1	2:11.865	50.935	44.103	36.827	163.1	6:10:56.978
6	1	2:14.648	50.326	47.254	37.068	168.7	6:13:11.626
7	1	2:11.654	50.169	44.498	36.987	168.2	6:15:23.280
8	1	2:11.197	50.328	44.190	36.679	166.6	6:17:34.477
9	1	2:10.681	49.941	44.214	36.526	170.0	6:19:45.158
10	1	2:11.312	50.179	44.170	36.963	163.8	6:21:56.470
11	1	2:11.767	50.308	45.002	36.457	170.6	6:24:08.237
12	1	2:15.137	51.944	46.294	36.899	170.3	6:26:23.374
13	1	2:11.422	50.269	44.286	36.867	171.1	6:28:34.796
14	1	2:11.601	49.994	44.293	37.314	170.6	6:30:46.397
15	1	2:11.554	49.955	44.283	37.316	169.8	6:32:57.951
16	1	2:11.303	50.214	44.174	36.915	165.1	6:35:09.254
17	1	2:12.056	50.352	44.900	36.804	169.2	6:37:21.310
18	1	2:16.033	50.210	45.969	39.854	165.6	6:39:37.343
19	1	2:15.249	51.190	45.907	38.152	145.3	6:41:52.592
20	1	2:18.025	50.765	47.158	40.102	164.1	6:44:10.617
21	1	4:30.355	58.101	2:00.017	1:32.237	122.8	6:48:40.972
22	1	3:48.410	1:40.455	1:22.741	45.214	64.0	6:52:29.382
23	1	2:17.243	53.815	45.523	37.905	151.4	6:54:46.625
24	1	2:14.015	51.958	44.689	37.368	170.0	6:57:00.640
25	1	2:13.996	50.716	46.158	37.122	164.1	6:59:14.636
26	1	2:18.396	54.543	46.484	37.369	134.6	7:01:33.032
27	1		50.829			166.1	

93 GPLOIL-CKC — SUZUKI SWIFT

1 — ATKMOTORSPORT MADRID

Vta.	D	Tiempo	Sector 1	Sector 2	Sector 3	V. Max.	Elapsed
1	1	6:03:46.376	6:02:26.547	43.925	35.904		6:03:46.376
2	1	2:06.671	48.692	42.454	35.525	176.7	6:05:53.047
3	1	2:08.427	48.827	43.869	35.731	174.7	6:08:01.474
4	1	2:08.904	49.729	43.620	35.555	172.2	6:10:10.378
5	1	2:08.819	49.174	43.828	35.817	174.7	6:12:19.197
6	1	2:08.375	49.303	43.502	35.570	172.5	6:14:27.572
7	1	2:08.151	49.194		2:43.721	174.4	6:16:35.723
8	1	2:07.484	48.611	43.076	35.797	173.9	6:18:43.207
9	1	2:08.225	48.616	43.525	36.084	174.4	6:20:51.432
10	1	2:09.176	48.905	44.456	35.815	174.1	6:23:00.608
11	1	2:07.824	48.764	43.324	35.736	175.8	6:25:08.432
12	1	2:07.989	48.860	43.322	35.807	176.7	6:27:16.421
13	1	2:08.289	49.447	43.158	35.684	175.3	6:29:24.710
14	1	2:07.538	48.934		2:43.222	175.8	6:31:32.248
15	1	2:07.970	48.704	43.232	36.034	178.2	6:33:40.218
16	1	2:09.938	51.047	43.167	35.724	167.1	6:35:50.156
17	1	2:07.771	48.463	43.008	36.300	175.8	6:37:57.927
18	1	2:08.882	49.467	43.688	35.727	171.9	6:40:06.809
19	1	2:07.870	48.939		2:43.597	175.6	6:42:14.679
20	1	2:11.521	49.028	45.900	36.593	174.4	6:44:26.200
21	1	4:17.039	50.692	1:54.287	1:32.060	153.6	6:48:43.239
22	1	3:47.790	1:40.644	1:22.632	44.514	63.2	6:52:31.029
23	1	2:12.432	52.381	44.047	36.004	159.5	6:54:43.461
24	1	2:07.977	48.789		2:43.981	173.3	6:56:51.438
25	1	2:09.726	50.447	43.849	35.430	173.9	6:59:01.164
26	1	2:06.788	48.816	42.610	35.362	175.8	7:01:07.952
27	1		48.627			175.0	

79 DE AUGUSTO CARRERAS — BMW 325I

3 — C.D. QUINTANO SPORT

Vta.	D	Tiempo	Sector 1	Sector 2	Sector 3	V. Max.	Elapsed
1	1	6:04:23.644 P			6:04:23.644		6:04:23.644
2	1	7:15.694	5:56.632	43.129	35.933	81.2	6:11:39.338
3	1	2:06.490	48.682	42.827	34.981	187.8	6:13:45.828
4	1	2:06.657	47.689	43.744	35.224	190.1	6:15:52.485
5	1	2:05.367	48.409	41.817	35.141	184.9	6:17:57.852
6	1	2:04.805	47.144	42.249	35.412	191.4	6:20:02.657
7	1	2:03.902	47.361	41.536	35.005	191.1	6:22:06.559
8	1	2:03.501	47.070	41.135	35.296	192.1	6:24:10.060
9	1	2:05.403	47.573	42.020	35.810	189.1	6:26:15.463
10	1	2:04.589	47.578	41.794	35.217	193.2	6:28:20.052
11	1	2:04.936	47.717	41.696	35.523	185.5	6:30:24.988
12	1	2:06.104	47.704	42.436	35.964	184.3	6:32:31.092
13	1	2:06.823	48.474	42.436	35.913	186.5	6:34:37.915
14	1		48.741			184.3	

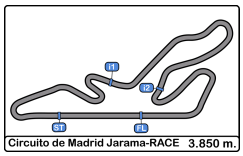

Circuito de Madrid Jarama - RACE
XI UV Endurance RACE Jarama
Carrera 8 horas resistencia
Análisis 7 Horas

Num	T. Vta.	Dif
Vta 1		
13	6:01:54.616	
2	6:01:55.731	01.115
22	6:02:04.296	09.680
51	6:02:11.277	16.661
6	6:02:12.393	17.777
25	6:02:17.899	23.283
15	6:02:37.459	42.843
8	6:02:49.042	54.426
5	6:02:57.416	1:02.800
23	6:02:57.431	1:02.815
9	6:03:15.042	1:20.426
3	6:03:16.383	1:21.767
1	6:03:17.330	1:22.714
17	6:03:21.853	1:27.237
7	6:03:26.641	1:32.025
21	6:03:31.880	1:37.264
19	6:03:32.095	1:37.479
4	6:03:41.751	1:47.135
16	6:03:45.973	1:51.357
93	6:03:46.376	1:51.760
Num	**T. Vta.**	**Dif**
Vta 2		
2	1:55.692	
13	2:02.188	05.381
22	2:02.084	14.957
6	1:56.286	17.256
11	6:04:08.792	1 Lap
51	2:11.763	31.617
79	6:04:23.644	1 Lap
25	2:15.177	41.653
15	2:08.457	54.493
8	2:04.399	1:02.018
5	2:00.653	1:06.646
23	2:06.625	1:12.633
9	2:03.511	1:27.130
3	2:07.602	1:32.562
17	2:04.757	1:35.187
7	2:01.418	1:36.636
19	1:59.175	1:39.847
21	2:02.398	1:42.855
14	6:05:35.024	1 Lap
4	1:59.778	1:50.106
Num	**T. Vta.**	**Dif**
Vta 3		
2	1:55.565	
93	2:06.671	1 Lap
16	2:13.026	1 Lap
13	2:02.396	12.212
1	2:42.203	1 Lap
6	1:56.011	17.702
22	2:01.355	20.747
11	2:05.699	1 Lap

Num	T. Vta.	Dif
51	2:10.956	47.008
25	2:14.664	1:00.752
15	2:08.507	1:07.435
8	2:02.860	1:09.313
5	2:00.328	1:11.409
23	2:07.001	1:24.069
9	2:02.796	1:34.361
7	2:00.714	1:41.785
3	2:07.798	1:44.795
17	2:06.088	1:45.710
21	2:04.007	1:51.297
4	2:00.136	1:54.677
20	6:07:41.989	2 Laps
Num	**T. Vta.**	**Dif**
Vta 4		
2	2:03.912	
93	2:08.427	1 Lap
6	1:57.757	11.547
13	2:04.543	12.843
22	2:01.604	18.439
16	2:13.468	1 Lap
11	2:04.659	1 Lap
51	2:11.117	54.213
8	2:02.601	1:08.002
5	2:01.231	1:08.728
15	2:09.049	1:12.572
25	2:15.862	1:12.702
23	2:06.557	1:26.714
9	2:02.978	1:33.427
7	2:00.799	1:38.672
3	2:08.677	1:49.560
4	2:02.603	1:53.368
20	2:10.909	2 Laps
Num	**T. Vta.**	**Dif**
Vta 5		
6	1:56.494	
13	2:03.929	08.731
93	2:08.904	1 Lap
22	2:02.429	12.827
19	4:46.706	2 Laps
16	2:10.415	1 Lap
11	2:06.228	1 Lap
51	2:11.865	58.037
8	2:03.257	1:03.218
5	2:02.648	1:03.335
15	2:08.405	1:12.936
25	2:13.780	1:18.441
9	2:02.425	1:27.811
23	2:11.455	1:30.128
7	2:00.410	1:31.041
14	6:01.052	3 Laps
79	7:15.694	3 Laps
1	5:41.800	2 Laps

Num	T. Vta.	Dif
4	2:02.321	1:47.648
3	2:08.536	1:50.055
Num	**T. Vta.**	**Dif**
Vta 6		
6	1:56.836	
20	2:10.705	3 Laps
2	4:28.188	1 Lap
93	2:08.819	1 Lap
11	2:06.217	1 Lap
16	2:11.943	1 Lap
5	2:01.511	1:08.010
8	2:03.244	1:09.626
51	2:14.648	1:15.849
15	2:08.274	1:24.374
7	1:59.201	1:33.406
21	5:52.303	2 Laps
9	2:04.259	1:35.234
25	2:15.174	1:36.779
23	2:08.157	1:41.449
79	2:06.490	3 Laps
4	2:00.923	1:51.735
14	2:13.274	3 Laps
Num	**T. Vta.**	**Dif**
Vta 7		
6	1:55.959	
3	2:07.614	1 Lap
20	2:10.216	3 Laps
17	6:53.504	3 Laps
93	2:08.375	1 Lap
13	4:29.567	1 Lap
11	2:05.838	1 Lap
2	2:21.838	1 Lap
16	2:10.944	1 Lap
5	1:58.890	1:10.941
8	2:03.353	1:17.020
51	2:11.654	1:31.544
7	1:59.920	1:37.367
15	2:09.371	1:37.786
9	2:03.878	1:43.153
23	2:07.730	1:53.220
25	2:15.450	1:56.270
4	2:01.957	1:57.733
Num	**T. Vta.**	**Dif**
Vta 8		
6	1:58.033	
79	2:06.657	4 Laps
14	2:10.615	4 Laps
3	2:08.036	1 Lap
20	2:10.747	3 Laps
17	2:06.172	3 Laps
93	2:08.151	1 Lap
19	6:23.753	4 Laps

Num	T. Vta.	Dif
11	2:06.993	1 Lap
22	6:42.919	2 Laps
16	2:11.320	1 Lap
2	2:17.684	1 Lap
5	2:00.175	1:13.083
8	2:03.209	1:22.196
7	2:00.995	1:40.329
51	2:11.197	1:44.708
9	2:03.338	1:48.458
15	2:11.201	1:50.954
Num	**T. Vta.**	**Dif**
Vta 9		
6	1:56.122	
1	6:05.614	5 Laps
4	2:02.762	1 Lap
23	2:07.497	1 Lap
79	2:05.367	4 Laps
25	2:15.990	1 Lap
14	2:10.195	4 Laps
3	2:07.362	1 Lap
20	2:10.342	3 Laps
19	1:56.228	4 Laps
17	2:07.143	3 Laps
93	2:07.484	1 Lap
11	2:05.143	1 Lap
21	5:22.993	4 Laps
5	2:02.221	1:19.182
16	2:09.759	1 Lap
2	2:09.459	1 Lap
7	2:02.205	1:46.412
Num	**T. Vta.**	**Dif**
Vta 10		
6	1:56.735	
51	2:10.681	1 Lap
1	2:00.484	5 Laps
15	2:08.823	1 Lap
4	2:00.330	1 Lap
23	2:10.030	1 Lap
79	2:04.805	4 Laps
25	2:14.928	1 Lap
3	2:07.050	1 Lap
14	2:09.457	4 Laps
19	1:55.817	4 Laps
20	2:09.880	3 Laps
17	2:05.834	3 Laps
93	2:08.225	1 Lap
11	2:04.051	1 Lap
21	2:03.234	4 Laps
16	2:10.369	1 Lap
2	2:10.403	1 Lap
13	6:52.701	3 Laps
7	2:00.858	1:50.535
22	4:41.549	3 Laps

Num	T. Vta.	Dif
Vta 11		
6	1:56.712	
1	2:01.217	5 Laps
4	2:02.243	1 Lap
8	4:43.496	2 Laps
51	2:11.312	1 Lap
15	2:08.426	1 Lap
79	2:03.902	4 Laps
23	2:09.580	1 Lap
3	2:08.068	1 Lap
14	2:09.621	4 Laps
19	1:56.355	4 Laps
25	2:15.015	1 Lap
17	2:06.747	3 Laps
20	2:10.170	3 Laps
11	2:04.896	1 Lap
93	2:09.176	1 Lap
21	2:03.845	4 Laps
16	2:10.562	1 Lap
2	2:10.671	1 Lap
13	2:02.409	3 Laps
7	2:00.328	1:54.151
Num	**T. Vta.**	**Dif**
Vta 12		
6	1:56.325	
22	2:02.937	4 Laps
1	1:59.518	5 Laps
4	2:03.696	1 Lap
15	2:08.918	1 Lap
51	2:11.767	1 Lap
79	2:03.501	4 Laps
9	6:38.006	3 Laps
23	2:09.863	1 Lap
19	1:56.025	4 Laps
3	2:09.226	1 Lap
14	2:11.537	4 Laps
25	2:15.291	1 Lap
17	2:08.471	3 Laps
21	2:03.391	4 Laps
11	2:06.202	1 Lap
20	2:11.657	3 Laps
93	2:07.824	1 Lap
Num	**T. Vta.**	**Dif**
Vta 13		
6	1:59.060	
7	2:02.299	1 Lap
13	2:06.297	4 Laps
16	2:10.960	2 Laps
2	2:12.095	2 Laps
22	2:03.598	4 Laps
1	2:00.165	5 Laps
4	2:04.603	1 Lap
79	2:05.403	4 Laps

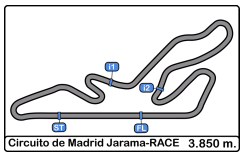

Circuito de Madrid Jarama - RACE
XI UV Endurance RACE Jarama
Carrera 8 horas resistencia
Análisis 7 Horas

Num	T. Vta.	Dif
15	2:09.868	1 Lap
19	1:56.765	4 Laps
51	2:15.137	1 Lap
23	2:10.052	1 Lap
3	2:09.330	1 Lap
14	2:12.064	4 Laps
5	7:57.063	3 Laps
25	2:15.540	1 Lap
21	2:04.702	4 Laps
11	2:05.880	1 Lap
17	2:10.673	3 Laps
93	2:07.989	1 Lap
20	2:10.317	3 Laps

Num	T. Vta.	Dif
Vta 14		
6	1:58.920	
7	2:01.642	1 Lap
13	2:01.356	4 Laps
22	2:04.747	4 Laps
16	2:10.443	2 Laps
2	2:08.956	2 Laps
1	2:04.252	5 Laps
19	1:56.930	4 Laps
79	2:04.589	4 Laps
15	2:09.309	1 Lap
51	2:11.422	1 Lap
23	2:11.595	1 Lap
8	6:49.184	4 Laps
3	2:09.140	1 Lap
14	2:13.153	4 Laps
21	2:04.154	4 Laps
11	2:04.213	1 Lap
17	2:09.248	3 Laps
25	2:16.045	1 Lap
9	5:04.951	4 Laps
93	2:08.289	1 Lap
20	2:09.735	3 Laps

Num	T. Vta.	Dif
Vta 15		
6	1:59.083	
7	2:00.931	1 Lap
13	2:00.767	4 Laps
22	2:04.347	4 Laps
1	2:06.731	5 Laps
2	2:11.417	2 Laps
16	2:15.389	2 Laps
19	1:56.349	4 Laps
79	2:04.936	4 Laps
15	2:10.313	1 Lap
51	2:11.601	1 Lap
8	2:07.249	4 Laps
23	2:10.623	1 Lap
3	2:08.105	1 Lap
21	2:03.209	4 Laps
11	2:04.206	1 Lap
4	5:16.979	2 Laps
14	2:16.014	4 Laps
9	2:02.763	4 Laps
17	2:08.611	3 Laps

Num	T. Vta.	Dif
Vta 16		
6	1:59.226	
93	2:07.538	2 Laps
20	2:11.911	4 Laps
25	2:17.834	2 Laps
7	2:00.741	1 Lap
13	2:00.742	4 Laps
22	2:05.201	4 Laps
1	2:07.473	5 Laps
2	2:08.916	2 Laps
19	1:57.147	4 Laps
16	2:21.382	2 Laps
79	2:06.104	4 Laps
15	2:09.173	1 Lap
8	2:04.774	4 Laps
51	2:11.554	1 Lap
23	2:11.742	1 Lap
3	2:07.885	1 Lap
21	2:03.756	4 Laps
11	2:03.670	1 Lap
9	2:02.119	4 Laps

Num	T. Vta.	Dif
Vta 17		
6	1:58.132	
14	2:14.331	5 Laps
17	2:08.030	4 Laps
5	6:35.641	6 Laps
93	2:07.970	2 Laps
7	2:01.389	1 Lap
13	2:00.955	4 Laps
20	2:09.808	4 Laps
25	2:15.426	2 Laps
22	2:04.472	4 Laps
19	1:56.346	4 Laps
1	2:07.343	5 Laps
2	2:09.918	2 Laps
79	2:06.823	4 Laps
16	2:18.495	2 Laps
15	2:08.824	1 Lap
8	2:04.313	4 Laps
51	2:11.303	1 Lap
23	2:10.771	1 Lap
21	2:03.860	4 Laps
11	2:03.824	1 Lap

Num	T. Vta.	Dif
Vta 18		
6	1:57.130	
9	2:02.698	5 Laps
5	2:02.903	6 Laps
7	2:01.730	1 Lap
13	2:02.801	4 Laps
93	2:09.938	2 Laps
17	2:14.424	4 Laps
14	2:20.147	5 Laps
20	2:10.819	4 Laps
19	1:56.433	4 Laps
22	2:05.594	4 Laps
25	2:15.183	2 Laps
1	2:10.129	5 Laps
2	2:08.878	2 Laps
15	2:09.140	1 Lap
8	2:04.224	4 Laps
16	2:35.615	2 Laps
51	2:12.056	1 Lap

Num	T. Vta.	Dif
Vta 19		
6	1:59.455	
4	6:08.093	5 Laps
21	2:05.262	5 Laps
23	2:13.948	2 Laps
9	2:02.460	5 Laps
11	2:06.367	2 Laps
5	2:01.286	6 Laps
7	2:01.047	1 Lap
13	2:01.169	4 Laps
3	4:45.496	3 Laps
93	2:07.771	2 Laps
17	2:06.911	4 Laps
19	1:56.730	4 Laps
20	2:11.244	4 Laps
22	2:04.366	4 Laps
14	2:17.842	5 Laps
25	2:16.445	2 Laps
1	2:10.763	5 Laps
2	2:09.211	2 Laps
8	2:04.330	4 Laps
15	2:08.916	1 Lap

Num	T. Vta.	Dif
Vta 20		
6	1:58.601	
4	2:06.928	5 Laps
9	2:04.453	5 Laps
21	2:07.261	5 Laps
51	2:16.033	2 Laps
11	2:05.804	2 Laps
23	2:10.511	2 Laps
5	2:01.012	6 Laps
7	2:01.458	1 Lap
13	2:01.383	4 Laps
19	1:56.783	4 Laps
17	2:06.583	4 Laps
93	2:08.882	2 Laps
22	2:05.561	4 Laps
20	2:10.842	4 Laps
14	2:13.732	5 Laps
25	2:15.589	2 Laps
1	2:11.172	5 Laps
2	2:09.219	2 Laps
8	2:02.454	4 Laps
15	2:09.441	1 Lap

Num	T. Vta.	Dif
Vta 21		
6	1:57.242	
9	2:02.658	5 Laps
21	2:03.592	5 Laps
4	2:07.263	5 Laps
5	2:01.159	6 Laps
11	2:05.467	2 Laps
7	2:03.240	1 Lap
13	2:02.095	4 Laps
23	2:10.168	2 Laps
51	2:15.249	2 Laps
19	1:56.078	4 Laps
17	2:06.133	4 Laps
93	2:07.870	2 Laps
22	2:06.099	4 Laps
20	2:11.455	4 Laps
14	2:14.080	5 Laps
25	2:16.388	2 Laps
1	2:12.332	5 Laps
8	2:17.746	4 Laps
9	2:09.303	4 Laps
21	2:08.451	4 Laps
4	2:23.292	4 Laps
5	2:22.152	5 Laps
11	2:23.323	1 Lap
13	2:19.469	3 Laps
23	2:18.697	1 Lap
51	2:18.025	1 Lap
17	2:14.207	3 Laps
93	2:11.521	1 Lap
22	2:05.545	3 Laps
3	7:04.002	4 Laps
20	2:30.426	3 Laps
14	2:21.616	4 Laps
2	4:51.662	2 Laps
25	4:02.245	1 Lap
1	4:02.032	4 Laps
8	3:31.769	3 Laps
9	3:15.492	3 Laps
21	3:15.480	3 Laps

Num	T. Vta.	Dif
Vta 22		
6	6:13.049	
4	4:12.992	4 Laps
5	4:13.111	5 Laps
11	4:13.341	1 Lap
13	4:30.309	3 Laps
23	4:30.333	1 Lap
51	4:30.355	1 Lap
17	4:16.987	3 Laps
93	4:17.039	1 Lap
22	4:16.669	3 Laps
3	3:45.931	4 Laps
20	3:44.798	3 Laps
14	3:45.506	4 Laps
15	7:51.652	2 Laps
25	3:01.833	1 Lap
1	3:02.051	4 Laps
8	3:01.838	3 Laps
9	3:01.265	3 Laps
21	3:01.137	3 Laps
4	2:37.630	3 Laps
5	2:37.787	4 Laps
11	2:37.138	3:22.390
7	9:28.235	1 Lap
13	3:46.322	2 Laps
23	3:48.539	4:53.344
51	3:48.410	4:53.821
17	3:47.399	2 Laps
93	3:47.790	4:55.468
22	3:45.883	2 Laps
3	3:45.514	3 Laps
20	3:44.641	2 Laps
14	3:44.308	3 Laps
2	6:54.954	2 Laps
25	2:34.532	5:00.729
19	10:41.094	4 Laps
1	2:35.680	3 Laps
8	2:37.120	2 Laps
9	2:36.385	2 Laps
21	2:36.865	2 Laps
15	3:33.528	1 Lap
5	2:24.376	3 Laps
4	2:26.008	2 Laps

Num	T. Vta.	Dif
Vta 23		
11	2:26.193	
6	6:22.533	33.950
13	2:00.659	2 Laps
17	2:06.893	2 Laps
22	2:06.889	2 Laps
23	2:14.443	1:19.204
93	2:12.432	1:19.317
3	2:12.574	3 Laps

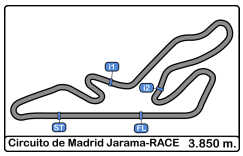

Circuito de Madrid Jarama - RACE
XI UV Endurance RACE Jarama
Carrera 8 horas resistencia
Análisis 7 Horas

Num	T. Vta.	Dif
2	2:12.005	2 Laps
51	2:17.243	1:22.481
8	2:06.200	2 Laps
21	2:06.560	2 Laps
20	2:15.857	2 Laps
9	2:07.848	2 Laps
1	2:11.071	3 Laps
14	2:17.865	3 Laps
15	2:08.597	1 Lap
19	2:18.920	4 Laps
25	2:20.385	1:32.531
5	1:59.749	3 Laps
4	2:03.279	2 Laps

Num	T. Vta.	Dif
Vta 24		
11	2:08.807	
6	1:57.143	22.286
7	4:54.090	2 Laps
13	2:00.167	2 Laps
17	2:04.796	2 Laps
22	2:05.293	2 Laps
8	2:00.910	2 Laps
9	2:02.197	2 Laps
93	2:07.977	1:18.487
21	2:04.466	2 Laps
19	1:59.073	4 Laps
3	2:10.759	3 Laps
2	2:09.504	2 Laps
23	2:12.700	1:23.097
1	2:08.835	3 Laps
51	2:14.015	1:27.689
20	2:12.832	2 Laps
15	2:08.368	1 Lap
14	2:14.159	3 Laps
25	2:15.720	1:39.444
5	1:59.604	3 Laps
4	2:03.526	2 Laps

Num	T. Vta.	Dif
Vta 25		
11	2:08.742	
6	1:56.840	10.384
7	2:00.995	2 Laps
13	2:00.728	2 Laps
17	2:04.459	2 Laps
22	2:04.799	2 Laps
8	2:00.752	2 Laps
9	2:00.831	2 Laps
19	1:57.603	4 Laps
21	2:05.151	2 Laps
93	2:09.726	1:19.471
2	2:10.280	2 Laps
3	2:11.154	3 Laps
1	2:08.846	3 Laps

Num	T. Vta.	Dif
23	2:11.988	1:26.343
15	2:08.560	1 Lap
51	2:13.996	1:32.943
20	2:14.033	2 Laps
14	2:11.718	3 Laps
5	2:01.824	3 Laps
25	2:16.231	1:46.933
4	2:06.800	2 Laps

Num	T. Vta.	Dif
Vta 26		
6	1:56.654	
7	2:01.522	2 Laps
13	2:00.422	2 Laps
8	2:00.088	2 Laps
19	1:57.159	4 Laps
17	2:06.116	2 Laps
22	2:04.290	2 Laps
9	2:01.105	2 Laps
21	2:04.250	2 Laps
93	2:06.788	1:19.221
2	2:07.871	2 Laps
1	2:08.559	3 Laps
23	2:10.058	1:29.363
3	2:12.858	3 Laps
15	2:09.110	1 Lap
5	2:04.857	3 Laps
20	2:14.644	2 Laps
14	2:13.747	3 Laps
51	2:18.396	1:44.301
4	2:04.579	2 Laps
25	2:16.237	1:56.132

Num	T. Vta.	Dif
Vta 27		
6	1:56.594	
7	2:00.195	2 Laps
11	4:44.774	1 Lap

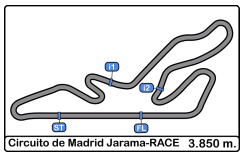

Circuito de Madrid Jarama - RACE
XI UV Endurance RACE Jarama
Carrera 8 horas resistencia
Mejores Sectores 7 Horas

	Sector - 1			Sector - 2			Sector - 3			Vuelta Ideal vs Mejor Vuelta					
Clas	Nº	Equipo	Tiempo	Nº	Equipo	Tiempo	Nº	Equipo	Tiempo	Clas	Nº	Equipo	Vta. Ideal	Mejor Vta.	Clas
1	19	FERNANDO NAVARRETE	43.968	6	GLOBAL CAR ADVISOR	38.419	2	BOYACA SPORT TEAM	32.009	1	2	BOYACA SPORT TEAM	1:54.592	1:54.755	1
2	2	BOYACA SPORT TEAM	44.097	2	BOYACA SPORT TEAM	38.486	6	GLOBAL CAR ADVISOR	32.237	2	19	FERNANDO NAVARRETE	1:54.842	1:55.145	2
3	6	GLOBAL CAR ADVISOR	44.578	19	FERNANDO NAVARRETE	38.620	19	FERNANDO NAVARRETE	32.254	3	6	GLOBAL CAR ADVISOR	1:55.234	1:55.463	3
4	1	RRO RACING	44.592	1	RRO RACING	38.735	1	RRO RACING	32.607	4	1	RRO RACING	1:55.934	1:56.259	4
5	7	JDM MOTOR 2	44.795	7	JDM MOTOR 2	39.059	7	JDM MOTOR 2	32.654	5	7	JDM MOTOR 2	1:56.508	1:56.940	5
6	8	JDM MOTOR 1	44.896	4	M&M RACING TEAM	39.115	4	M&M RACING TEAM	32.735	6	4	M&M RACING TEAM	1:56.866	1:57.270	6
7	4	M&M RACING TEAM	45.016	5	NO BRAIN TEAM	39.148	8	JDM MOTOR 1	33.011	7	8	JDM MOTOR 1	1:57.330	1:57.815	7
8	12	4 TEAM	45.381	8	JDM MOTOR 1	39.423	9	PUNTAL PRODUCTIONS	33.061	8	5	NO BRAIN TEAM	1:57.771	1:58.038	8
9	5	NO BRAIN TEAM	45.451	9	PUNTAL PRODUCTIONS	39.451	5	NO BRAIN TEAM	33.172	9	9	PUNTAL PRODUCTIONS	1:58.220	1:58.618	9
10	9	PUNTAL PRODUCTIONS	45.708	13	ASAP RACING	39.562	13	ASAP RACING	33.220	10	12	4 TEAM	1:58.345	1:58.633	10
11	13	ASAP RACING	45.714	12	4 TEAM	39.736	12	4 TEAM	33.228	11	13	ASAP RACING	1:58.496	1:59.220	11
12	79	DE AUGUSTO CARRERAS	45.861	22	TECSPORT - OLIMPIA	40.126	22	TECSPORT - OLIMPIA	33.797	12	22	TECSPORT - OLIMPIA	1:59.922	2:00.236	12
13	22	TECSPORT - OLIMPIA	45.999	79	DE AUGUSTO CARRERAS	40.204	79	DE AUGUSTO CARRERAS	33.871	13	79	DE AUGUSTO CARRERAS	1:59.936	2:00.514	13
14	24	M BOSS RACING	46.256	11	RR2 MOTORSPORT	40.471	21	DHR	33.886	14	11	RR2 MOTORSPORT	2:00.976	2:01.247	14
15	11	RR2 MOTORSPORT	46.337	17	EMAN EGURRE	40.654	24	M BOSS RACING	34.037	15	24	M BOSS RACING	2:01.186	2:01.784	15
16	21	DHR	46.688	21	DHR	40.727	11	RR2 MOTORSPORT	34.168	16	21	DHR	2:01.301	2:02.151	16
17	10	PRIMERA TEAM	46.827	24	M BOSS RACING	40.893	10	PRIMERA TEAM	34.260	17	17	EMAN EGURRE	2:01.915	2:02.262	17
18	17	EMAN EGURRE	46.893	10	PRIMERA TEAM	40.924	17	EMAN EGURRE	34.368	18	10	PRIMERA TEAM	2:02.011	2:02.371	18
19	43	IMARTI MOTORSPORT	46.943	18	PURA PASION	41.064	18	PURA PASION	34.415	19	43	IMARTI MOTORSPORT	2:02.499	2:02.865	19
20	18	PURA PASION	47.196	43	IMARTI MOTORSPORT	41.140	43	IMARTI MOTORSPORT	34.416	20	18	PURA PASION	2:02.675	2:02.956	20
21	14	E-PERFORMANCE	47.408	14	E-PERFORMANCE	41.712	14	E-PERFORMANCE	34.467	21	14	E-PERFORMANCE	2:03.587	2:03.928	21
22	20	EFICAR TEAM SAXO	47.514	20	EFICAR TEAM SAXO	42.017	20	EFICAR TEAM SAXO	34.888	22	20	EFICAR TEAM SAXO	2:04.419	2:04.455	22
23	3	COIMBRA SAYAGO	47.732	93	GPLOIL-CKC	42.454	16	SAAB ENDURANCE RACING SOCIETY	35.115	23	3	COIMBRA SAYAGO	2:05.336	2:05.649	23
24	16	SAAB ENDURANCE RACING SOCIETY	47.936	3	COIMBRA SAYAGO	42.485	3	COIMBRA SAYAGO	35.119	24	16	SAAB ENDURANCE RACING SOCIETY	2:05.617	2:06.172	24
25	15	BOYACA SAXO	48.129	16	SAAB ENDURANCE RACING SOCIETY	42.566	23	RIGA SAXO	35.194	25	93	GPLOIL-CKC	2:06.117	2:06.531	26
26	23	RIGA SAXO	48.259	15	BOYACA SAXO	42.705	15	BOYACA SAXO	35.299	26	15	BOYACA SAXO	2:06.133	2:06.347	25
27	93	GPLOIL-CKC	48.301	23	RIGA SAXO	42.708	93	GPLOIL-CKC	35.362	27	23	RIGA SAXO	2:06.161	2:06.557	27
28	51	AUTOCODE TORREJON	48.790	51	AUTOCODE TORREJON	43.242	51	AUTOCODE TORREJON	35.687	28	51	AUTOCODE TORREJON	2:07.719	2:08.107	28
29	25	AMAZON SPORT	49.855	25	AMAZON SPORT	44.814	25	AMAZON SPORT	36.911	29	25	AMAZON SPORT	2:11.580	2:13.631	29

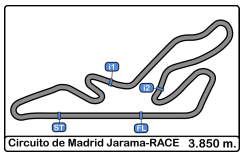

Circuito de Madrid Jarama - RACE

XI UV Endurance RACE Jarama

Carrera 8 horas resistencia

Secuencia Líder 7 Horas

Nº	Equipo	Concursante	Vehiculo	Cat	V.Inici	V. Fin	Vtas	Total
2	BOYACA SPORT TEAM	VSR MOTORSPORT	BMW 325	3	1	**4**	4	4
19	FERNANDO NAVARRETE	ULTIMA VUELTA	BMW 325I	3	5	**25**	21	21
1	RRO RACING	VSR MOTORSPORT	BMW 325	3	26	**31**	6	6
8	JDM MOTOR 1	ULTIMA VUELTA	BMW 325	3	32	**39**	8	8
7	JDM MOTOR 2	ULTIMA VUELTA	BMW E36	3	40	**48**	9	9
4	M&M RACING TEAM	ESCUDERIA CENTRO	BMW 325	3	49	**50**	2	2
2	BOYACA SPORT TEAM	VSR MOTORSPORT	BMW 325	3	51	**61**	11	15
1	RRO RACING	VSR MOTORSPORT	BMW 325	3	62	**71**	10	16
8	JDM MOTOR 1	ULTIMA VUELTA	BMW 325	3	72	**80**	9	17
1	RRO RACING	VSR MOTORSPORT	BMW 325	3	81	**119**	39	55
2	BOYACA SPORT TEAM	VSR MOTORSPORT	BMW 325	3	120	**128**	9	24
1	RRO RACING	VSR MOTORSPORT	BMW 325	3	129	**150**	22	77
2	BOYACA SPORT TEAM	VSR MOTORSPORT	BMW 325	3	151	**159**	9	33
13	ASAP RACING	ANDRES SANCHEZ PEREZ	HONDA CIVIC	1	160	**172**	13	13
2	BOYACA SPORT TEAM	VSR MOTORSPORT	BMW 325	3	173	**183**	11	44
13	ASAP RACING	ANDRES SANCHEZ PEREZ	HONDA CIVIC	1	184	**191**	8	21

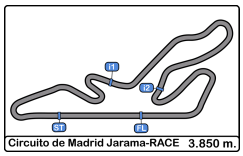

Circuito de Madrid Jarama - RACE

XI UV Endurance RACE Jarama

Carrera 8 horas resistencia

5 Mejores Tiempos 7 Horas

						Mejor 1		Mejor 2		Mejor 3		Mejor 4		Mejor 5	
Clas	**Nº**	**Equipo**	**Concursante**	**Vehiculo**	**Cat**	**Tiempo**	**Vta.**	**Tiempo**	**Vta.**	**Tiempo**	**Vta.**	**Tiempo**	**Vta.**	**Tiempo**	**Vta.**
1	**2**	BOYACA SPORT TEAM	VSR MOTORSPORT	BMW 325	3	**1:54.755**	164	1:55.105	166	1:55.490	165	1:55.565	168	1:55.692	167
2	**19**	FERNANDO NAVARRETE	ULTIMA VUELTA	BMW 325I	3	**1:55.145**	4	1:55.210	5	1:55.717	36	1:55.789	6	1:55.817	169
3	**6**	GLOBAL CAR ADVISOR	ULTIMA VUELTA	BMW 325	3	**1:55.463**	152	1:55.959	162	1:56.011	158	1:56.122	164	1:56.147	149
4	**1**	RRO RACING	VSR MOTORSPORT	BMW 325	3	**1:56.259**	145	1:56.604	147	1:56.642	124	1:56.682	126	1:56.834	149
5	**7**	JDM MOTOR 2	ULTIMA VUELTA	BMW E36	3	**1:56.940**	41	1:57.058	125	1:57.291	39	1:57.328	43	1:57.640	44
6	**4**	M&M RACING TEAM	ESCUDERIA CENTRO	BMW 325	3	**1:57.270**	108	1:57.457	106	1:57.566	16	1:57.578	17	1:57.646	24
7	**8**	JDM MOTOR 1	ULTIMA VUELTA	BMW 325	3	**1:57.815**	18	1:57.944	22	1:58.004	9	1:58.062	8	1:58.076	5
8	**5**	NO BRAIN TEAM	ULTIMA VUELTA	BMW 325	3	**1:58.038**	19	1:58.861	24	1:58.890	93	1:58.917	20	1:58.922	17
9	**9**	PUNTAL PRODUCTIONS	MADRID HISTORICOS	BMW 325I	3	**1:58.618**	51	1:58.728	53	1:59.117	73	1:59.224	64	1:59.321	65
10	**12**	4 TEAM	JORGE RAMIREZ FERNANDEZ	BMW 318	2	**1:58.633**	20	1:58.663	12	1:58.985	18	1:59.077	10	1:59.098	13
11	**13**	ASAP RACING	ANDRES SANCHEZ PEREZ	HONDA CIVIC	1	**1:59.220**	112	1:59.261	115	1:59.263	107	1:59.278	75	1:59.568	92
12	**22**	TECSPORT - OLIMPIA	ULTIMA VUELTA	V. GOLF	2	**2:00.236**	40	2:00.348	152	2:00.362	155	2:00.542	156	2:00.648	157
13	**79**	DE AUGUSTO CARRERAS	C.D. QUINTANO SPORT	BMW 325I	3	**2:00.514**	146	2:00.539	145	2:00.562	140	2:00.592	143	2:00.806	89
14	**11**	RR2 MOTORSPORT	ESCUDERIA MEDITERRANEO DE ALICANTE	V. GOLF	2	**2:01.247**	117	2:01.427	116	2:01.533	121	2:01.627	114	2:01.636	13
15	**24**	M BOSS RACING	ESCUDERIA 1000 LAGOS	V. GOLF	2	**2:01.784**	4	2:02.026	14	2:02.090	8	2:02.116	6	2:02.170	13
16	**21**	DHR	ULTIMA VUELTA	NISSAN SUNY	2	**2:02.151**	3	2:02.165	162	2:02.238	159	2:02.314	158	2:02.365	155
17	**17**	EMAN EGURRE	EMAN EGURRE	BMW 325I	3	**2:02.262**	5	2:02.363	44	2:02.414	38	2:02.521	37	2:02.525	22
18	**10**	PRIMERA TEAM	EFICAR TEAM	NISSAN PRIMERA	2	**2:02.371**	6	2:02.403	5	2:02.878	4	2:02.888	8	2:03.004	9
19	**43**	IMARTI MOTORSPORT	ESCUDERIA CERRO NEGRO	HONDA CIVIC	1	**2:02.865**	37	2:03.370	36	2:03.526	12	2:03.604	21	2:03.677	13
20	**18**	PURA PASION	VICENTE GABRIEL VALLES	AUDI TT	3	**2:02.956**	88	2:03.207	83	2:03.319	24	2:03.553	23	2:03.589	79
21	**14**	E-PERFORMANCE	ULTIMA VUELTA	HONDA CIVIC	1	**2:03.928**	153	2:04.043	154	2:04.773	156	2:04.964	6	2:05.058	38
22	**20**	EFICAR TEAM SAXO	EFICAR TEAM	SAXO	SAXO	**2:04.455**	38	2:04.706	6	2:04.877	5	2:04.966	56	2:05.145	39
23	**3**	COIMBRA SAYAGO	ULTIMA VUELTA	SAXO	SAXO	**2:05.649**	28	2:05.673	23	2:05.683	36	2:05.801	19	2:05.836	16
24	**16**	SAAB ENDURANCE RACING SOCIETY	ESCUDERIA 1000 LAGOS	SAAB 900I	2	**2:06.172**	15	2:06.285	16	2:06.667	21	2:06.746	25	2:06.753	19
25	**15**	BOYACA SAXO	VSR MOTORSPORT	SAXO	SAXO	**2:06.347**	40	2:06.386	52	2:06.442	64	2:06.560	58	2:06.706	61
26	**93**	GPLOIL-CKC	ATKMOTORSPORT MADRID	SUZUKI SWIFT	1	**2:06.531**	18	2:06.671	153	2:06.788	177	2:06.901	137	2:06.936	28
27	**23**	RIGA SAXO	RASANTE SPORT	SAXO	SAXO	**2:06.557**	158	2:06.625	156	2:07.001	157	2:07.372	135	2:07.497	162
28	**51**	AUTOCODE TORREJON	ESCUDERIA CENTRO	SAXO	SAXO	**2:08.107**	86	2:08.143	93	2:08.158	85	2:08.192	70	2:08.250	81
29	**25**	AMAZON SPORT	AECD	V. GOLF	2	**2:13.631**	71	2:13.780	117	2:14.239	58	2:14.664	115	2:14.801	26

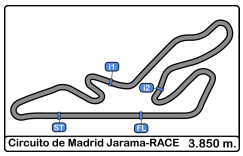

Circuito de Madrid Jarama - RACE

XI UV Endurance RACE Jarama

Carrera 8 horas resistencia

5 Mejores Velocidades 7 Horas

						Máxima 1		Máxima 2		Máxima 3		Máxima 4		Máxima 5		
Clas	**Nº**	**Equipo**	**Concursante**	**Vehiculo**	**Cat**	**Km/h**	**Vta.**	**Km/h**	**Vta.**	**Km/h**	**Vta.**	**Km/h**	**Vta.**	**Km/h**	**Vta.**	**Media**
1	**4**	M&M RACING TEAM	ESCUDERIA CENTRO	BMW 325	3	**203.0**	38	199.6	20	196.7	29	196.7	40	196.7	43	198.5
2	**19**	FERNANDO NAVARRETE	ULTIMA VUELTA	BMW 325I	3	**203.0**	25	200.7	4	200.3	35	198.1	3	198.1	175	200.0
3	**7**	JDM MOTOR 2	ULTIMA VUELTA	BMW E36	3	**201.8**	31	200.0	5	199.2	98	198.8	22	198.1	29	199.6
4	**2**	BOYACA SPORT TEAM	VSR MOTORSPORT	BMW 325	3	**200.3**	188	196.3	190	193.8	132	193.8	164	193.5	165	195.6
5	**9**	PUNTAL PRODUCTIONS	MADRID HISTORICOS	BMW 325I	3	**199.2**	37	198.1	30	198.1	36	197.8	107	196.7	19	198.0
6	**6**	GLOBAL CAR ADVISOR	ULTIMA VUELTA	BMW 325	3	**198.8**	174	197.8	143	197.0	54	197.0	181	196.3	51	197.4
7	**17**	EMAN EGURRE	EMAN EGURRE	BMW 325I	3	**197.8**	6	197.8	10	195.6	9	195.6	16	195.6	19	196.5
8	**12**	4 TEAM	JORGE RAMIREZ FERNANDEZ	BMW 318	2	**197.0**	20	197.0	23	196.3	19	196.0	14	196.0	16	196.5
9	**79**	DE AUGUSTO CARRERAS	C.D. QUINTANO SPORT	BMW 325I	3	**197.0**	28	196.0	61	194.5	49	194.5	94	194.5	116	195.3
10	**1**	RRO RACING	VSR MOTORSPORT	BMW 325	3	**196.3**	103	196.0	62	196.0	101	196.0	151	195.6	102	196.0
11	**13**	ASAP RACING	ANDRES SANCHEZ PEREZ	HONDA CIVIC	1	**195.2**	17	195.2	178	194.5	8	194.2	19	194.2	48	194.7
12	**5**	NO BRAIN TEAM	ULTIMA VUELTA	BMW 325	3	**194.2**	74	193.8	107	193.5	24	193.2	66	193.2	67	193.6
13	**8**	JDM MOTOR 1	ULTIMA VUELTA	BMW 325	3	**192.8**	74	192.5	103	192.1	6	192.1	168	191.8	5	192.3
14	**11**	RR2 MOTORSPORT	ESCUDERIA MEDITERRANEO DE ALICANTE	V. GOLF	2	**191.1**	71	190.4	94	189.8	46	189.8	95	189.8	102	190.2
15	**24**	M BOSS RACING	ESCUDERIA 1000 LAGOS	V. GOLF	2	**191.1**	6	190.8	22	190.4	23	189.1	20	189.1	21	190.1
16	**22**	TECSPORT - OLIMPIA	ULTIMA VUELTA	V. GOLF	2	**190.8**	40	190.4	20	190.4	39	190.4	163	189.4	38	190.3
17	**21**	DHR	ULTIMA VUELTA	NISSAN SUNY	2	**187.8**	50	187.5	160	186.5	9	186.5	53	185.8	175	186.8
18	**43**	IMARTI MOTORSPORT	ESCUDERIA CERRO NEGRO	HONDA CIVIC	1	**186.5**	38	181.8	81	181.8	118	180.9	4	180.6	21	182.3
19	**10**	PRIMERA TEAM	EFICAR TEAM	NISSAN PRIMERA	2	**183.3**	13	183.0	12	182.7	9	182.4	6	182.1	4	182.7
20	**18**	PURA PASION	VICENTE GABRIEL VALLES	AUDI TT	3	**182.7**	91	182.4	83	181.8	69	181.8	76	181.2	81	182.0
21	**20**	EFICAR TEAM SAXO	EFICAR TEAM	SAXO	SAXO	**181.2**	3	180.0	2	178.2	37	177.6	4	176.1	38	178.6
22	**14**	E-PERFORMANCE	ULTIMA VUELTA	HONDA CIVIC	1	**179.7**	5	179.4	3	179.1	83	178.8	156	178.5	49	179.1
23	**16**	SAAB ENDURANCE RACING SOCIETY	ESCUDERIA 1000 LAGOS	SAAB 900I	2	**179.7**	103	179.4	3	179.4	102	178.2	4	178.2	15	178.9
24	**93**	GPLOIL-CKC	ATKMOTORSPORT MADRID	SUZUKI SWIFT	1	**178.2**	166	176.7	153	176.7	163	176.4	22	175.8	162	176.8
25	**3**	COIMBRA SAYAGO	ULTIMA VUELTA	SAXO	SAXO	**177.6**	3	176.1	5	176.1	6	176.1	16	175.8	2	176.4
26	**23**	RIGA SAXO	RASANTE SPORT	SAXO	SAXO	**176.1**	37	175.3	180	175.0	2	174.7	54	174.4	13	175.1
27	**51**	AUTOCODE TORREJON	ESCUDERIA CENTRO	SAXO	SAXO	**176.1**	84	175.6	96	175.0	75	173.6	15	173.3	60	174.7
28	**15**	BOYACA SAXO	VSR MOTORSPORT	SAXO	SAXO	**175.0**	64	175.0	65	174.1	40	173.3	50	173.3	51	174.1
29	**25**	AMAZON SPORT	AECD	V. GOLF	2	**173.9**	65	173.6	56	172.5	40	171.7	48	171.4	39	172.6

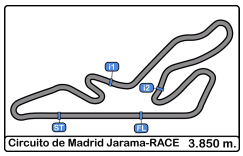

Circuito de Madrid Jarama - RACE

XI UV Endurance RACE Jarama

Carrera 8 horas resistencia

Secuencia Vueltas Rápidas 7 Horas

Vta	Hora Día	T Sesion	Nº	Equipo	Concursante	Vehiculo	Cat	TIempo	Km/h
2	13:10:08.032	4:01.032	**2**	BOYACA SPORT TEAM	VSR MOTORSPORT	BMW 325	3	**1:58.129**	117.3
2	13:10:16.491	4:09.491	**19**	FERNANDO NAVARRETE	ULTIMA VUELTA	BMW 325I	3	**1:56.457**	119.0
3	13:12:12.416	6:05.416	**19**	FERNANDO NAVARRETE	ULTIMA VUELTA	BMW 325I	3	**1:55.925**	119.5
4	13:14:07.561	8:00.561	**19**	FERNANDO NAVARRETE	ULTIMA VUELTA	BMW 325I	3	**1:55.145**	120.3
164	19:04:12.002	5:58:05.002	**2**	BOYACA SPORT TEAM	VSR MOTORSPORT	BMW 325	3	**1:54.755**	120.7

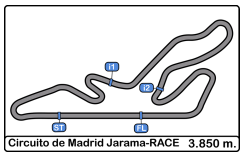

Circuito de Madrid Jarama - RACE

XI UV Endurance RACE Jarama

Carrera 8 horas resistencia

Mejor Máxima Velocidad del Evento 7 Horas

Cls	Nº	Equipo	Concursante	Vehiculo	Cat	Km/h	Sesión
1	**19**	FERNANDO NAVARRETE	ULTIMA VUELTA	BMW 325I	3	**203.0**	Carrera 8 horas resistencia
2	**4**	M&M RACING TEAM	ESCUDERIA CENTRO	BMW 325	3	**203.0**	Carrera 8 horas resistencia
3	**7**	JDM MOTOR 2	ULTIMA VUELTA	BMW E36	3	**201.8**	Carrera 8 horas resistencia
4	**2**	BOYACA SPORT TEAM	VSR MOTORSPORT	BMW 325	3	**201.4**	Entrenamiento cronometrado
5	**9**	PUNTAL PRODUCTIONS	MADRID HISTORICOS	BMW 325I	3	**199.2**	Carrera 8 horas resistencia
6	**6**	GLOBAL CAR ADVISOR	ULTIMA VUELTA	BMW 325	3	**198.8**	Carrera 8 horas resistencia
7	**17**	EMAN EGURRE	EMAN EGURRE	BMW 325I	3	**197.8**	Carrera 8 horas resistencia
8	**12**	4 TEAM	JORGE RAMIREZ FERNANDEZ	BMW 318	2	**197.0**	Carrera 8 horas resistencia
9	**79**	DE AUGUSTO CARRERAS	C.D. QUINTANO SPORT	BMW 325I	3	**197.0**	Carrera 8 horas resistencia
10	**13**	ASAP RACING	ANDRES SANCHEZ PEREZ	HONDA CIVIC	1	**196.3**	Entrenamiento cronometrado
11	**1**	RRO RACING	VSR MOTORSPORT	BMW 325	3	**196.3**	Carrera 8 horas resistencia
12	**5**	NO BRAIN TEAM	ULTIMA VUELTA	BMW 325	3	**194.2**	Carrera 8 horas resistencia
13	**8**	JDM MOTOR 1	ULTIMA VUELTA	BMW 325	3	**193.2**	Entrenamiento Libre
14	**24**	M BOSS RACING	ESCUDERIA 1000 LAGOS	V. GOLF	2	**192.8**	Entrenamiento cronometrado
15	**11**	RR2 MOTORSPORT	ESCUDERIA MEDITERRANEO DE ALICANTE	V. GOLF	2	**191.1**	Carrera 8 horas resistencia
16	**22**	TECSPORT - OLIMPIA	ULTIMA VUELTA	V. GOLF	2	**190.8**	Carrera 8 horas resistencia
17	**21**	DHR	ULTIMA VUELTA	NISSAN SUNY	2	**187.8**	Carrera 8 horas resistencia
18	**43**	IMARTI MOTORSPORT	ESCUDERIA CERRO NEGRO	HONDA CIVIC	1	**186.5**	Carrera 8 horas resistencia
19	**10**	PRIMERA TEAM	EFICAR TEAM	NISSAN PRIMERA	2	**183.9**	Entrenamiento cronometrado
20	**18**	PURA PASION	VICENTE GABRIEL VALLES	AUDI TT	3	**182.7**	Carrera 8 horas resistencia
21	**20**	EFICAR TEAM SAXO	EFICAR TEAM	SAXO	SAXO	**181.2**	Carrera 8 horas resistencia
22	**14**	E-PERFORMANCE	ULTIMA VUELTA	HONDA CIVIC	1	**179.7**	Carrera 8 horas resistencia
23	**16**	SAAB ENDURANCE RACING SOCIETY	ESCUDERIA 1000 LAGOS	SAAB 900I	2	**179.7**	Carrera 8 horas resistencia
24	**93**	GPLOIL-CKC	ATKMOTORSPORT MADRID	SUZUKI SWIFT	1	**178.2**	Carrera 8 horas resistencia
25	**3**	COIMBRA SAYAGO	ULTIMA VUELTA	SAXO	SAXO	**177.6**	Carrera 8 horas resistencia
26	**23**	RIGA SAXO	RASANTE SPORT	SAXO	SAXO	**176.1**	Carrera 8 horas resistencia
27	**51**	AUTOCODE TORREJON	ESCUDERIA CENTRO	SAXO	SAXO	**176.1**	Carrera 8 horas resistencia
28	**15**	BOYACA SAXO	VSR MOTORSPORT	SAXO	SAXO	**175.0**	Carrera 8 horas resistencia
29	**25**	AMAZON SPORT	AECD	V. GOLF	2	**173.9**	Carrera 8 horas resistencia

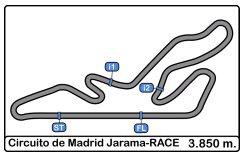

Circuito de Madrid Jarama - RACE

XI UV Endurance RACE Jarama

Carrera 8 horas resistencia

Cuentavueltas 7 Horas

VTA

Nr	Pos	Grid	1	2	3	4	5	6	7	8	9	10	11	12	13	14	15	16	17	18	19	20	21	22	23	24	25	26	27
2	**1**	2	13	2	2	2	6	6	6	6	6	6	6	6	6	6	6	6	6	6	6	6	6	6	11	11	11	6	6
7	**2**	7	2	13	13	6	13	5	5	5	5	7	7	7	7	7	7	7	7	7	7	7	11	11	6	6	6	93	
1	**3**	1	22	22	6	13	22	8	8	8	7	4	4	4	15	15	15	15	15	15	15	11	23	23	23	93	93	23	
4	**4**	4	51	6	22	22	51	51	51	7	51	51	15	15	51	51	51	51	51	51	11	23	51	51	93	23	23	51	
13	**5**	13	6	51	51	51	8	15	7	51	15	15	51	51	23	23	23	23	23	11	23	51	93	93	51	51	51	25	
8	**6**	8	25	25	25	8	5	7	15	9	4	23	23	23	3	3	3	11	11	23	51	93	25	25	25	25	25	11	
12	**7**	12	15	15	15	5	15	9	9	15	23	3	3	3	11	11	11	93	93	93	93	25	7	15	15	15	15		
24	**8**	24	8	8	8	15	25	25	23	4	25	25	25	25	25	93	93	25	25	25	25	15	15	7	7	7	7		
22	**9**	22	5	5	5	25	9	23	25	23	3	11	11	11	93	25	25	2	2	2	2	13	13	13	13	13			
43	**10**	43	23	23	23	23	23	4	4	25	93	93	93	93	2	2	2	16	13	13	13	17	17	17	17	8			
11	**11**	11	9	9	9	9	7	3	3	3	11	16	16	16	16	16	16	3	19	17	17	22	22	22	22	17			
10	**12**	10	3	3	7	7	4	93	93	93	16	2	2	2	4	13	13	13	17	22	22	20	2	8	8	22			
17	**13**	17	1	17	3	3	3	13	11	11	2	5	17	17	17	17	17	19	22	20	20	2	8	9	9	9			
21	**14**	21	17	7	17	4	2	11	16	16	8	17	20	20	13	20	19	17	20	8	8	8	21	21	21	21			
14	**15**	14	7	19	21	93	93	2	2	2	9	20	13	13	20	19	20	22	8	9	9	9	20	2	2	2			
18	**16**	18	21	21	4	16	11	16	20	17	17	13	22	22	22	22	22	20	9	21	21	21	9	20	20	20			
20	**17**	20	19	4	93	11	16	22	17	20	20	22	19	19	19	8	8	8	21	4	4	4	4	4	4	4			
93	**18**	93	4	93	16	21	20	20	13	13	13	19	79	79	79	4	4	9	4	3	3	3	3	3	1				
79	**19**	79	16	16	11	20	17	17	22	22	22	79	8	8	8	21	9	21	3	14	14	1	1	1	3				
23	**20**	23	93	1	19	17	79	79	79	79	79	8	21	21	21	9	21	4	14	1	1	14	14	14	5				
3	**21**	3	11	11	1	79	14	14	14	19	19	14	14	9	9	14	14	14	1	5	5	5	5	5	14				
16	**22**	16	79	20	20	14	19	19	19	14	14	21	9	14	14	1	1	1	5	19	19	19	19	19					
15	**23**	15	14	14	79	19	21	21	21	21	21	9	1	1	1	5	5	5											
51	**24**	51	20	79	14	1	1	1	1	1	1	1	5	5	5														
25	**25**	25																											
6	**26**	6																											
5	**27**	5																											
9	**28**	9																											
19	**29**	19																											

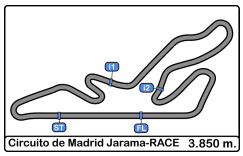

Circuito de Madrid Jarama - RACE

XI UV Endurance RACE Jarama

Carrera 8 horas resistencia

Cuentavueltas Gráfico 7 Horas

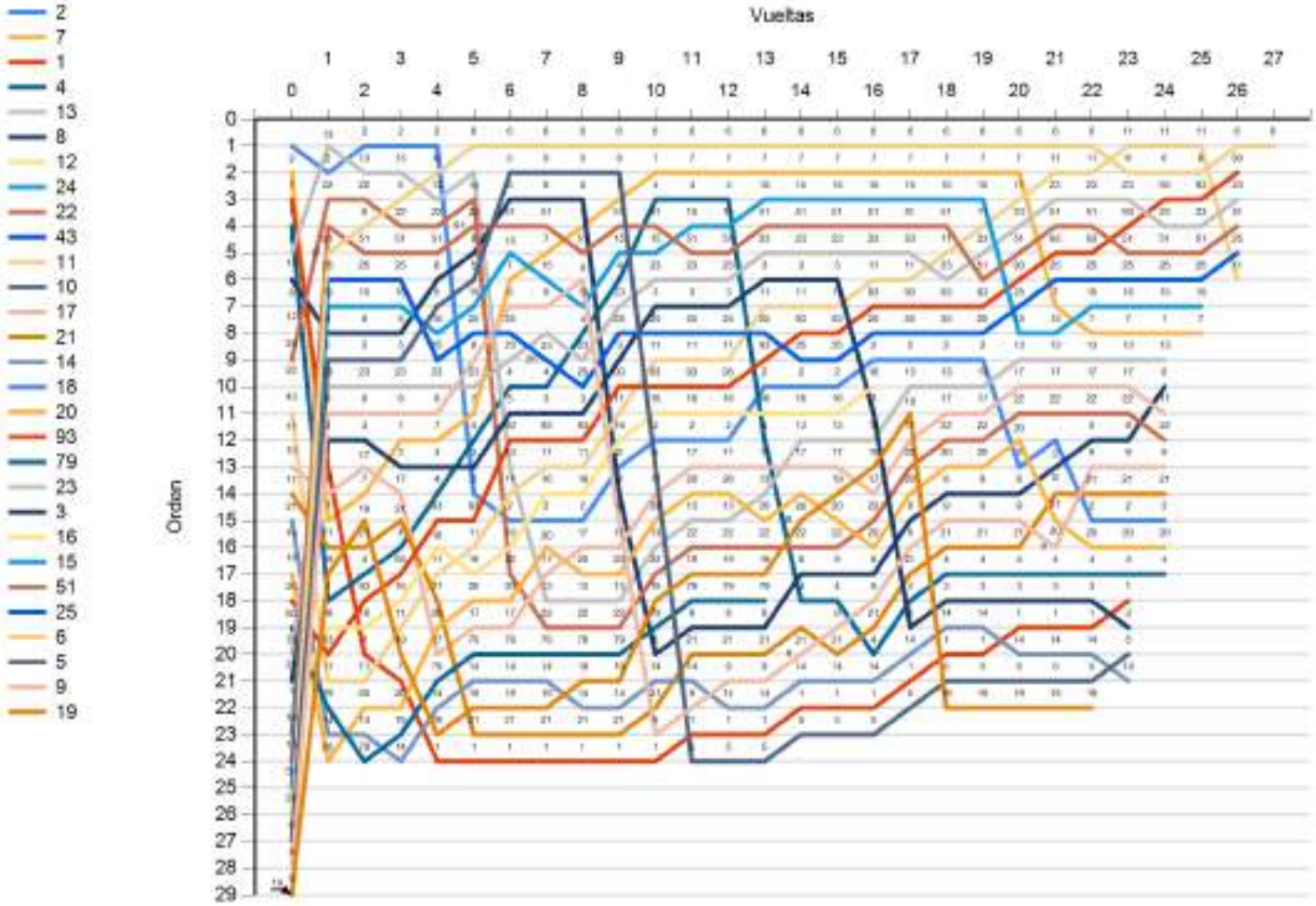

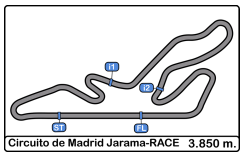

Circuito de Madrid Jarama - RACE

XI UV Endurance RACE Jarama

Carrera 8 horas resistencia

Tiempos Parada en Pit 7 Horas

Nº	Tiempo Día	Equipo	Concursante	Vehiculo	Cat	T. Entrada	Nº Parada	Tiempo Pit	Handicap	Diferencia
14	19:07:56.667	E-PERFORMANCE	ULTIMA VUELTA	HONDA CIVIC	1	6:01:49.801	1	7:29.173		
79	19:08:16.595	DE AUGUSTO CARRERAS	C.D. QUINTANO SPORT	BMW 325I	3	6:02:09.729	1	7:21.996		
1	19:09:20.363	RRO RACING	VSR MOTORSPORT	BMW 325	3	6:03:13.497	1	47.846		
19	19:13:44.906	FERNANDO NAVARRETE	ULTIMA VUELTA	BMW 325I	3	6:07:38.040	1	7:08.238		
2	19:13:54.809	BOYACA SPORT TEAM	VSR MOTORSPORT	BMW 325	3	6:07:47.943	1	2:28.214		
1	19:14:11.108	RRO RACING	VSR MOTORSPORT	BMW 325	3	6:08:04.242	2	7:42.470		
21	19:15:53.538	DHR	ULTIMA VUELTA	NISSAN SUNY	2	6:09:46.672	1	7:05.907		
13	19:18:22.166	ASAP RACING	ANDRES SANCHEZ PEREZ	HONDA CIVIC	1	6:12:15.300	1	7:12.805		
22	19:18:31.148	TECSPORT - OLIMPIA	ULTIMA VUELTA	V. GOLF	2	6:12:24.282	1	7:12.550		
8	19:25:29.667	JDM MOTOR 1	ULTIMA VUELTA	BMW 325	3	6:19:22.801	1	7:14.423		
9	19:25:53.902	PUNTAL PRODUCTIONS	MADRID HISTORICOS	BMW 325I	3	6:19:47.036	1	7:31.241		
5	19:27:17.792	NO BRAIN TEAM	ULTIMA VUELTA	BMW 325	3	6:21:10.926	1	10:26.496		
4	19:34:21.073	M&M RACING TEAM	ESCUDERIA CENTRO	BMW 325	3	6:28:14.207	1	7:07.994		
3	19:41:29.302	COIMBRA SAYAGO	ULTIMA VUELTA	SAXO	SAXO	6:35:22.436	1	7:08.363		
2	19:49:10.951	BOYACA SPORT TEAM	VSR MOTORSPORT	BMW 325	3	6:43:04.085	2	7:03.161		
6	19:49:39.355	GLOBAL CAR ADVISOR	ULTIMA VUELTA	BMW 325	3	6:43:32.489	1	8:24.210		
15	19:49:44.004	BOYACA SAXO	VSR MOTORSPORT	SAXO	SAXO	6:43:37.138	1	7:03.558		
7	19:50:19.699	JDM MOTOR 2	ULTIMA VUELTA	BMW E36	3	6:44:12.833	1	9:57.902		
19	19:50:20.856	FERNANDO NAVARRETE	ULTIMA VUELTA	BMW 325I	3	6:44:13.990	2	8:48.686		

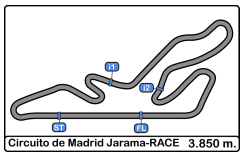

Circuito de Madrid Jarama - RACE
XI UV Endurance RACE Jarama
Carrera 8 horas resistencia
Informe Meteorológico 7 Horas

Temperatura Aire

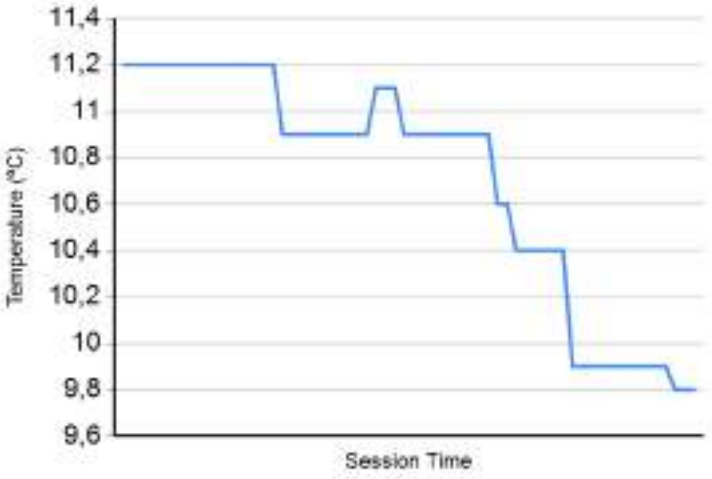

Temperatura Pista

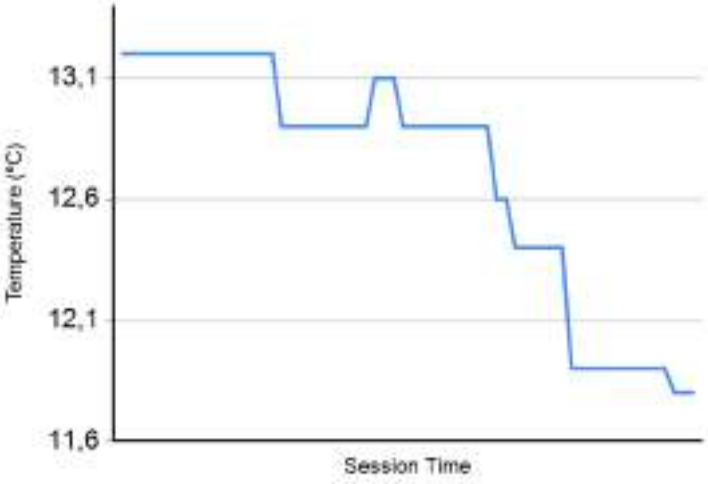

Humedad

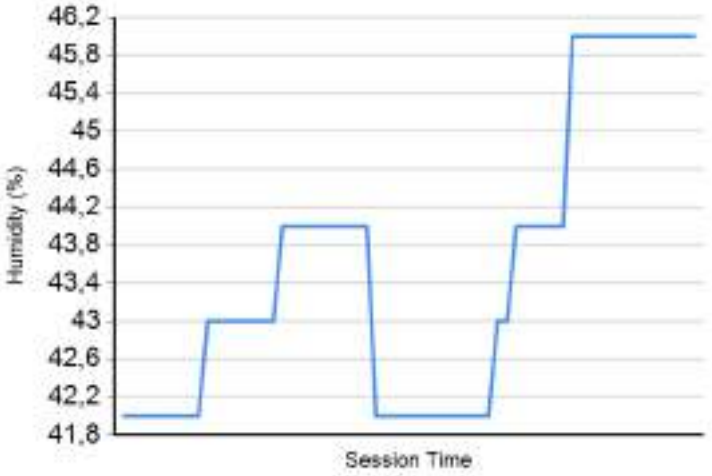

Presión

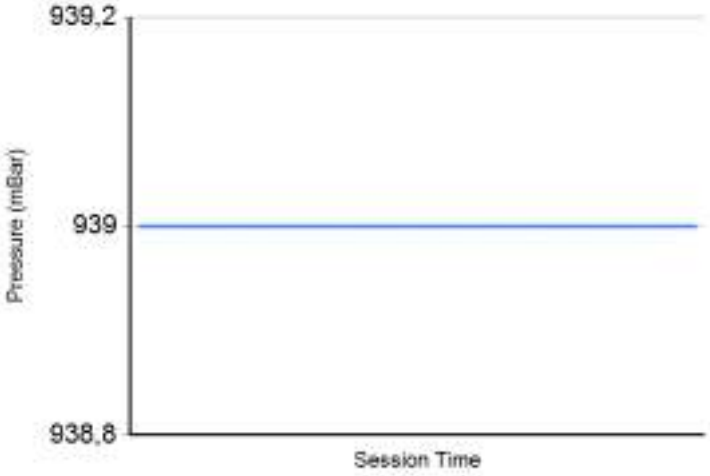

Velocidad Viento

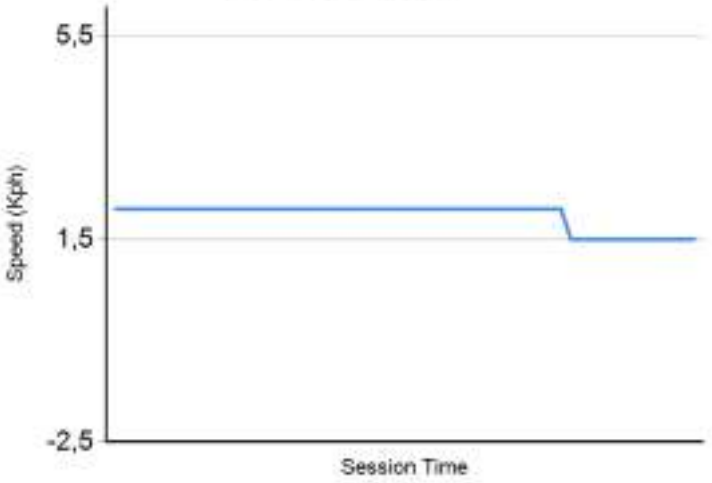

Dirección Viento

Norte = 0°/360° Este = 90° Sur = 180° Oeste= 270°

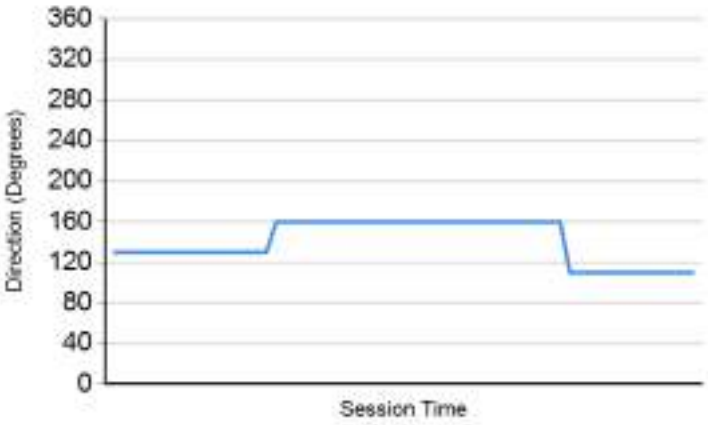

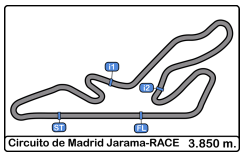

Circuito de Madrid Jarama - RACE

XI UV Endurance RACE Jarama

Carrera 8 horas resistencia

Resultados Provisionales

Cls	Nº	Equipo	Concursante	Vehiculo	Cat	Cl	N.V.	Tiempo	Dif 1º	Dif Ant.	Km/h	V.R.	Tiempo	Km/h
1	**13**	ASAP RACING	ANDRES SANCHEZ PEREZ	HONDA CIVIC	1	1	221	**8:03:19.571**			105.6	112	1:59.220	116.2
2	**2**	BOYACA SPORT TEAM	VSR MOTORSPORT	BMW 325	3	1	220	**8:03:51.778**	1 Vta	1 Vta	105.0	164	1:54.755	120.7
3	**1**	RRO RACING	VSR MOTORSPORT	BMW 325	3	2	220	**8:03:56.775**	1 Vta	4.997	105.0	145	1:56.259	119.2
4	**4**	M&M RACING TEAM	ESCUDERIA CENTRO	BMW 325	3	3	217	**8:03:22.450**	4 Vtas	3 Vtas	103.7	108	1:57.270	118.1
5	**7**	JDM MOTOR 2	ULTIMA VUELTA	BMW E36	3	4	217	**8:03:43.036**	4 Vtas	20.586	103.6	41	1:56.940	118.5
6	**21**	DHR	ULTIMA VUELTA	NISSAN SUNY	2	1	217	**8:04:31.758**	4 Vtas	48.722	103.4	3	2:02.151	113.4
7	**19**	FERNANDO NAVARRETE	ULTIMA VUELTA	BMW 325I	3	5	216	**8:03:46.597**	5 Vtas	1 Vta	103.1	4	1:55.145	120.3
8	**22**	TECSPORT - OLIMPIA	ULTIMA VUELTA	V. GOLF	2	2	216	**8:04:12.275**	5 Vtas	25.678	103.0	40	2:00.236	115.2
9	**8**	JDM MOTOR 1	ULTIMA VUELTA	BMW 325	3	6	215	**8:03:42.815**	6 Vtas	1 Vta	102.6	18	1:57.815	117.6
10	**6**	GLOBAL CAR ADVISOR	ULTIMA VUELTA	BMW 325	3	7	214	**8:04:52.032**	7 Vtas	1 Vta	101.9	152	1:55.463	120.0
11	**20**	EFICAR TEAM SAXO	EFICAR TEAM	SAXO	SAXO	1	211	**8:03:27.895**	10 Vtas	3 Vtas	100.8	38	2:04.455	111.3
12	**23**	RIGA SAXO	RASANTE SPORT	SAXO	SAXO	2	208	**8:03:27.733**	13 Vtas	3 Vtas	99.3	158	2:06.557	109.5
13	**14**	E-PERFORMANCE	ULTIMA VUELTA	HONDA CIVIC	1	2	208	**8:05:11.200**	13 Vtas	1:43.467	99.0	153	2:03.928	111.8
14	**93**	GPLOIL-CKC	ATKMOTORSPORT MADRID	SUZUKI SWIFT	1	3	206	**8:04:18.055**	15 Vtas	2 Vtas	98.2	206	2:05.330	110.5
15	**17**	EMAN EGURRE	EMAN EGURRE	BMW 325I	3	8	200	**8:04:00.699**	21 Vtas	6 Vtas	95.4	5	2:02.262	113.3
16	**51**	AUTOCODE TORREJON	ESCUDERIA CENTRO	SAXO	SAXO	3	200	**8:05:13.581**	21 Vtas	1:12.882	95.2	86	2:08.107	108.1
17	**11**	RR2 MOTORSPORT	ESCUDERIA MEDITERRANEO DE ALICANTE	V. GOLF	2	3	197	**8:03:37.372**	24 Vtas	3 Vtas	94.0	117	2:01.247	114.3
18	**9**	PUNTAL PRODUCTIONS	MADRID HISTORICOS	BMW 325I	3	9	190	**8:03:51.016**	31 Vtas	7 Vtas	90.7	51	1:58.618	116.8
19	**15**	BOYACA SAXO	VSR MOTORSPORT	SAXO	SAXO	4	182	**7:12:19.804**	39 Vtas	8 Vtas	97.2	40	2:06.347	109.6
20	**3**	COIMBRA SAYAGO	ULTIMA VUELTA	SAXO	SAXO	5	170	**8:03:38.763**	51 Vtas	12 Vtas	81.1	28	2:05.649	110.3
21	**25**	AMAZON SPORT	AECD	V. GOLF	2	4	166	**8:05:05.393**	55 Vtas	4 Vtas	79.0	71	2:13.631	103.7
No clasificados: (Requerimiento: 75% del numero de vueltas del lider = 166 Vueltas)														
	79	DE AUGUSTO CARRERAS	C.D. QUINTANO SPORT	BMW 325I	3	10	163	**6:34:37.915**	58 Vtas	3 Vtas	95.4	146	2:00.514	115.0
	10	PRIMERA TEAM	EFICAR TEAM	NISSAN PRIMERA	2	5	143	**5:43:07.035**	78 Vtas	20 Vtas	96.2	6	2:02.371	113.2
	16	SAAB ENDURANCE RACING SOCIETY	ESCUDERIA 1000 LAGOS	SAAB 900I	2	6	133	**6:37:20.063**	88 Vtas	10 Vtas	77.3	15	2:06.172	109.8
	5	NO BRAIN TEAM	ULTIMA VUELTA	BMW 325	3	11	132	**8:04:55.047**	89 Vtas	1 Vta	62.8	19	1:58.038	117.4
	43	IMARTI MOTORSPORT	ESCUDERIA CERRO NEGRO	HONDA CIVIC	1	4	119	**4:33:45.962**	102 Vtas	13 Vtas	100.4	37	2:02.865	112.8
	18	PURA PASION	VICENTE GABRIEL VALLES	AUDI TT	3	12	104	**4:38:49.590**	117 Vtas	15 Vtas	86.1	88	2:02.956	112.7
	12	4 TEAM	JORGE RAMIREZ FERNANDEZ	BMW 318	2	7	63	**2:24:52.800**	158 Vtas	41 Vtas	100.4	20	1:58.633	116.8
	24	M BOSS RACING	ESCUDERIA 1000 LAGOS	V. GOLF	2	8	45	**1:37:27.231**	176 Vtas	18 Vtas	106.6	4	2:01.784	113.8

Vta. rápida de BOYACA SPORT TEAM en 1:54.755 a 120.7 Km/h en la vuelta 164

Publicada a las:.....

Temp. Pista: **9.9 °C** Temp. Aire: **7.9 °C** Humedad: **50 %** Estado Pista: **SECA**

Director de Carrera:

Fco. Javier SOLER

Cronometrador:

Jesús García Núñez

JOB-1604-ESP/M

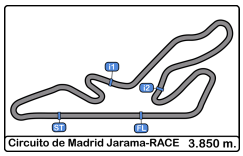

Circuito de Madrid Jarama - RACE
XI UV Endurance RACE Jarama
Carrera 8 horas resistencia
Resultados Provisionales por Categoría

Trofeo ÚLTIMA VUELTA Endurance JARAMA RACE 'Clase 1'

Cls	Nº	Equipo	Concursante	Vehiculo	Cat	Cl	N.V.	Tiempo	Dif 1º	Dif Ant.	Km/h	V.R.	Tiempo	Km/h
1	**13**	ASAP RACING	ANDRES SANCHEZ PEREZ	HONDA CIVIC	1	1	221	**8:03:19.5**			105.6	112	1:59.220	116.2
2	**14**	E-PERFORMANCE	ULTIMA VUELTA	HONDA CIVIC	1	2	208	**8:05:11.2**	13 Vtas	13 Vtas	99.0	153	2:03.928	111.8
3	**93**	GPLOIL-CKC	ATKMOTORSPORT MADRID	SUZUKI SWIFT	1	3	206	**8:04:18.0**	15 Vtas	2 Vtas	98.2	206	2:05.330	110.5
No clasificados: (Requerimiento: 75% del numero de vueltas del lider = 166 Vueltas)														
	43	IMARTI MOTORSPORT	ESCUDERIA CERRO NEGRO	HONDA CIVIC	1	4	119	**4:33:45.9**	102 Vtas	87 Vtas	100.4	37	2:02.865	112.8

Trofeo ÚLTIMA VUELTA Endurance JARAMA RACE 'Clase 2'

Cls	Nº	Equipo	Concursante	Vehiculo	Cat	Cl	N.V.	Tiempo	Dif 1º	Dif Ant.	Km/h	V.R.	Tiempo	Km/h
1	**21**	DHR	ULTIMA VUELTA	NISSAN SUNY	2	1	217	**8:04:31.7**			103.4	3	2:02.151	113.4
2	**22**	TECSPORT - OLIMPIA	ULTIMA VUELTA	V. GOLF	2	2	216	**8:04:12.2**	1 Vta	1 Vta	103.0	40	2:00.236	115.2
3	**11**	RR2 MOTORSPORT	ESCUDERIA MEDITERRANEO DE ALICANTE	V. GOLF	2	3	197	**8:03:37.3**	20 Vtas	19 Vtas	94.0	117	2:01.247	114.3
4	**25**	AMAZON SPORT	AECD	V. GOLF	2	4	166	**8:05:05.3**	51 Vtas	31 Vtas	79.0	71	2:13.631	103.7
No clasificados: (Requerimiento: 75% del numero de vueltas del lider = 163 Vueltas)														
	10	PRIMERA TEAM	EFICAR TEAM	NISSAN PRIMERA	2	5	143	**5:43:07.0**	74 Vtas	23 Vtas	96.2	6	2:02.371	113.2
	16	SAAB ENDURANCE RACING SOCIETY	ESCUDERIA 1000 LAGOS	SAAB 900I	2	6	133	**6:37:20.0**	84 Vtas	10 Vtas	77.3	15	2:06.172	109.8
	12	4 TEAM	JORGE RAMIREZ FERNANDEZ	BMW 318	2	7	63	**2:24:52.8**	154 Vtas	70 Vtas	100.4	20	1:58.633	116.8
	24	M BOSS RACING	ESCUDERIA 1000 LAGOS	V. GOLF	2	8	45	**1:37:27.2**	172 Vtas	18 Vtas	106.6	4	2:01.784	113.8

Trofeo ÚLTIMA VUELTA Endurance JARAMA RACE 'Clase 3'

Cls	Nº	Equipo	Concursante	Vehiculo	Cat	Cl	N.V.	Tiempo	Dif 1º	Dif Ant.	Km/h	V.R.	Tiempo	Km/h
1	**2**	BOYACA SPORT TEAM	VSR MOTORSPORT	BMW 325	3	1	220	**8:03:51.7**			105.0	164	1:54.755	120.7
2	**1**	RRO RACING	VSR MOTORSPORT	BMW 325	3	2	220	**8:03:56.7**	4.997	4.997	105.0	145	1:56.259	119.2
3	**4**	M&M RACING TEAM	ESCUDERIA CENTRO	BMW 325	3	3	217	**8:03:22.4**	3 Vtas	3 Vtas	103.7	108	1:57.270	118.1
4	**7**	JDM MOTOR 2	ULTIMA VUELTA	BMW E36	3	4	217	**8:03:43.0**	3 Vtas	20.586	103.6	41	1:56.940	118.5
5	**19**	FERNANDO NAVARRETE	ULTIMA VUELTA	BMW 325I	3	5	216	**8:03:46.5**	4 Vtas	1 Vta	103.1	4	1:55.145	120.3
6	**8**	JDM MOTOR 1	ULTIMA VUELTA	BMW 325	3	6	215	**8:03:42.8**	5 Vtas	1 Vta	102.6	18	1:57.815	117.6
7	**6**	GLOBAL CAR ADVISOR	ULTIMA VUELTA	BMW 325	3	7	214	**8:04:52.0**	6 Vtas	1 Vta	101.9	152	1:55.463	120.0
8	**17**	EMAN EGURRE	EMAN EGURRE	BMW 325I	3	8	200	**8:04:00.6**	20 Vtas	14 Vtas	95.4	5	2:02.262	113.3
9	**9**	PUNTAL PRODUCTIONS	MADRID HISTORICOS	BMW 325I	3	9	190	**8:03:51.0**	30 Vtas	10 Vtas	90.7	51	1:58.618	116.8
No clasificados: (Requerimiento: 75% del numero de vueltas del lider = 165 Vueltas)														
	79	DE AUGUSTO CARRERAS	C.D. QUINTANO SPORT	BMW 325I	3	10	163	**6:34:37.9**	57 Vtas	27 Vtas	95.4	146	2:00.514	115.0
	5	NO BRAIN TEAM	ULTIMA VUELTA	BMW 325	3	11	132	**8:04:55.0**	88 Vtas	31 Vtas	62.8	19	1:58.038	117.4
	18	PURA PASION	VICENTE GABRIEL VALLES	AUDI TT	3	12	104	**4:38:49.5**	116 Vtas	28 Vtas	86.1	88	2:02.956	112.7

Copa SAXO Endurance

Cls	Nº	Equipo	Concursante	Vehiculo	Cat	Cl	N.V.	Tiempo	Dif 1º	Dif Ant.	Km/h	V.R.	Tiempo	Km/h
1	**20**	EFICAR TEAM SAXO	EFICAR TEAM	SAXO	SAXO	1	211	**8:03:27.8**			100.8	38	2:04.455	111.3
2	**23**	RIGA SAXO	RASANTE SPORT	SAXO	SAXO	2	208	**8:03:27.7**	3 Vtas	3 Vtas	99.3	158	2:06.557	109.5
3	**51**	AUTOCODE TORREJON	ESCUDERIA CENTRO	SAXO	SAXO	3	200	**8:05:13.5**	11 Vtas	8 Vtas	95.2	86	2:08.107	108.1
4	**15**	BOYACA SAXO	VSR MOTORSPORT	SAXO	SAXO	4	182	**7:12:19.8**	29 Vtas	18 Vtas	97.2	40	2:06.347	109.6
5	**3**	COIMBRA SAYAGO	ULTIMA VUELTA	SAXO	SAXO	5	170	**8:03:38.7**	41 Vtas	12 Vtas	81.1	28	2:05.649	110.3

Vta. rápida de BOYACA SPORT TEAM en 1:54.755 a 120.7 Km/h en la vuelta 164

Publicada a las:.....

Temp. Pista: **9.9 °C** Temp. Aire: **7.9 °C** Humedad: **50 %** Estado Pista: **SECA**

Director de Carrera:
Fco. Javier SOLER

Cronometrador:
Jesús García Núñez
JOB-1604-ESP/M

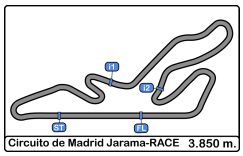

Circuito de Madrid Jarama - RACE

XI UV Endurance RACE Jarama

Carrera 8 horas resistencia

Clasificación Provisional por Vuelta Rápida de Piloto

Clas	Nº	Equipo	Concursante	Vehiculo	Cat	Clas	N.V.	V.R.	Tiempo	Dif 1º	Dif Ant.	Km/h
1	**2**	BOYACA SPORT TEAM	VSR MOTORSPORT	BMW 325	3	1	220	**164**	**1:54.755**			120.7
2	**19**	FERNANDO NAVARRETE	ULTIMA VUELTA	BMW 325I	3	2	216	**4**	**1:55.145**	0.390	0.390	120.3
3	**6**	GLOBAL CAR ADVISOR	ULTIMA VUELTA	BMW 325	3	3	214	**152**	**1:55.463**	0.708	0.318	120.0
4	**1**	RRO RACING	VSR MOTORSPORT	BMW 325	3	4	220	**145**	**1:56.259**	1.504	0.796	119.2
5	**7**	JDM MOTOR 2	ULTIMA VUELTA	BMW E36	3	5	217	**41**	**1:56.940**	2.185	0.681	118.5
6	**4**	M&M RACING TEAM	ESCUDERIA CENTRO	BMW 325	3	6	217	**108**	**1:57.270**	2.515	0.330	118.1
7	**8**	JDM MOTOR 1	ULTIMA VUELTA	BMW 325	3	7	215	**18**	**1:57.815**	3.060	0.545	117.6
8	**5**	NO BRAIN TEAM	ULTIMA VUELTA	BMW 325	3	8	132	**19**	**1:58.038**	3.283	0.223	117.4
9	**9**	PUNTAL PRODUCTIONS	MADRID HISTORICOS	BMW 325I	3	9	190	**51**	**1:58.618**	3.863	0.580	116.8
10	**12**	4 TEAM	JORGE RAMIREZ FERNANDEZ	BMW 318	2	1	63	**20**	**1:58.633**	3.878	0.015	116.8
11	**13**	ASAP RACING	ANDRES SANCHEZ PEREZ	HONDA CIVIC	1	1	221	**112**	**1:59.220**	4.465	0.587	116.2
12	**22**	TECSPORT - OLIMPIA	ULTIMA VUELTA	V. GOLF	2	2	216	**40**	**2:00.236**	5.481	1.016	115.2
13	**79**	DE AUGUSTO CARRERAS	C.D. QUINTANO SPORT	BMW 325I	3	10	163	**146**	**2:00.514**	5.759	0.278	115.0
14	**11**	RR2 MOTORSPORT	ESCUDERIA MEDITERRANEO DE ALICANTE	V. GOLF	2	3	197	**117**	**2:01.247**	6.492	0.733	114.3
15	**24**	M BOSS RACING	ESCUDERIA 1000 LAGOS	V. GOLF	2	4	45	**4**	**2:01.784**	7.029	0.537	113.8
16	**21**	DHR	ULTIMA VUELTA	NISSAN SUNY	2	5	217	**3**	**2:02.151**	7.396	0.367	113.4
17	**17**	EMAN EGURRE	EMAN EGURRE	BMW 325I	3	11	200	**5**	**2:02.262**	7.507	0.111	113.3
18	**10**	PRIMERA TEAM	EFICAR TEAM	NISSAN PRIMERA	2	6	143	**6**	**2:02.371**	7.616	0.109	113.2
19	**43**	IMARTI MOTORSPORT	ESCUDERIA CERRO NEGRO	HONDA CIVIC	1	2	119	**37**	**2:02.865**	8.110	0.494	112.8
20	**18**	PURA PASION	VICENTE GABRIEL VALLES	AUDI TT	3	12	104	**88**	**2:02.956**	8.201	0.091	112.7
21	**14**	E-PERFORMANCE	ULTIMA VUELTA	HONDA CIVIC	1	3	208	**153**	**2:03.928**	9.173	0.972	111.8
22	**20**	EFICAR TEAM SAXO	EFICAR TEAM	SAXO	SAXO	1	211	**38**	**2:04.455**	9.700	0.527	111.3
23	**93**	GPLOIL-CKC	ATKMOTORSPORT MADRID	SUZUKI SWIFT	1	4	206	**206**	**2:05.330**	10.575	0.875	110.5
24	**3**	COIMBRA SAYAGO	ULTIMA VUELTA	SAXO	SAXO	2	170	**28**	**2:05.649**	10.894	0.319	110.3
25	**16**	SAAB ENDURANCE RACING SOCIETY	ESCUDERIA 1000 LAGOS	SAAB 900I	2	7	133	**15**	**2:06.172**	11.417	0.523	109.8
26	**15**	BOYACA SAXO	VSR MOTORSPORT	SAXO	SAXO	3	182	**40**	**2:06.347**	11.592	0.175	109.6
27	**23**	RIGA SAXO	RASANTE SPORT	SAXO	SAXO	4	208	**158**	**2:06.557**	11.802	0.210	109.5
28	**51**	AUTOCODE TORREJON	ESCUDERIA CENTRO	SAXO	SAXO	5	200	**86**	**2:08.107**	13.352	1.550	108.1
29	**25**	AMAZON SPORT	AECD	V. GOLF	2	8	166	**71**	**2:13.631**	18.876	5.524	103.7

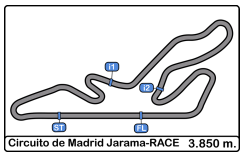

Circuito de Madrid Jarama - RACE

XI UV Endurance RACE Jarama

Carrera 8 horas resistencia

Distancia y Velocidad Media

Clas	Nº	Equipo	Concursante	Vehiculo	Cat	Clas	N.V.	Distancia	Tiempo Total	Km/h
1	**13**	ASAP RACING	ANDRES SANCHEZ PEREZ	HONDA CIVIC	1	1	221	**850.85**	**8:03:19.571**	105.6
2	**2**	BOYACA SPORT TEAM	VSR MOTORSPORT	BMW 325	3	1	220	**847.00**	**8:03:51.778**	105.0
3	**1**	RRO RACING	VSR MOTORSPORT	BMW 325	3	2	220	**847.00**	**8:03:56.775**	105.0
4	**4**	M&M RACING TEAM	ESCUDERIA CENTRO	BMW 325	3	3	217	**835.45**	**8:03:22.450**	103.7
5	**7**	JDM MOTOR 2	ULTIMA VUELTA	BMW E36	3	4	217	**835.45**	**8:03:43.036**	103.6
6	**21**	DHR	ULTIMA VUELTA	NISSAN SUNY	2	1	217	**835.45**	**8:04:31.758**	103.4
7	**19**	FERNANDO NAVARRETE	ULTIMA VUELTA	BMW 325I	3	5	216	**831.60**	**8:03:46.597**	103.1
8	**22**	TECSPORT - OLIMPIA	ULTIMA VUELTA	V. GOLF	2	2	216	**831.60**	**8:04:12.275**	103.0
9	**8**	JDM MOTOR 1	ULTIMA VUELTA	BMW 325	3	6	215	**827.75**	**8:03:42.815**	102.6
10	**6**	GLOBAL CAR ADVISOR	ULTIMA VUELTA	BMW 325	3	7	214	**823.90**	**8:04:52.032**	101.9
11	**20**	EFICAR TEAM SAXO	EFICAR TEAM	SAXO	SAXO	1	211	**812.35**	**8:03:27.895**	100.8
12	**23**	RIGA SAXO	RASANTE SPORT	SAXO	SAXO	2	208	**800.80**	**8:03:27.733**	99.3
13	**14**	E-PERFORMANCE	ULTIMA VUELTA	HONDA CIVIC	1	2	208	**800.80**	**8:05:11.200**	99.0
14	**93**	GPLOIL-CKC	ATKMOTORSPORT MADRID	SUZUKI SWIFT	1	3	206	**793.10**	**8:04:18.055**	98.2
15	**17**	EMAN EGURRE	EMAN EGURRE	BMW 325I	3	8	200	**770.00**	**8:04:00.699**	95.4
16	**51**	AUTOCODE TORREJON	ESCUDERIA CENTRO	SAXO	SAXO	3	200	**770.00**	**8:05:13.581**	95.2
17	**11**	RR2 MOTORSPORT	ESCUDERIA MEDITERRANEO DE ALICANTE	V. GOLF	2	3	197	**758.45**	**8:03:37.372**	94.0
18	**9**	PUNTAL PRODUCTIONS	MADRID HISTORICOS	BMW 325I	3	9	190	**731.50**	**8:03:51.016**	90.7
19	**15**	BOYACA SAXO	VSR MOTORSPORT	SAXO	SAXO	4	182	**700.70**	**7:12:19.804**	97.2
20	**3**	COIMBRA SAYAGO	ULTIMA VUELTA	SAXO	SAXO	5	170	**654.50**	**8:03:38.763**	81.1
21	**25**	AMAZON SPORT	AECD	V. GOLF	2	4	166	**639.10**	**8:05:05.393**	79.0
No clasificados: (Requerimiento: 75% del numero de vueltas del lider = 166 Vueltas)										
	79	DE AUGUSTO CARRERAS	C.D. QUINTANO SPORT	BMW 325I	3	10	163	**627.55**	**6:34:37.915**	95.4
	10	PRIMERA TEAM	EFICAR TEAM	NISSAN PRIMERA	2	5	143	**550.55**	**5:43:07.035**	96.2
	16	SAAB ENDURANCE RACING SOCIETY	ESCUDERIA 1000 LAGOS	SAAB 900I	2	6	133	**512.05**	**6:37:20.063**	77.3
	5	NO BRAIN TEAM	ULTIMA VUELTA	BMW 325	3	11	132	**508.20**	**8:04:55.047**	62.8
	43	IMARTI MOTORSPORT	ESCUDERIA CERRO NEGRO	HONDA CIVIC	1	4	119	**458.15**	**4:33:45.962**	100.4
	18	PURA PASION	VICENTE GABRIEL VALLES	AUDI TT	3	12	104	**400.40**	**4:38:49.590**	86.1
	12	4 TEAM	JORGE RAMIREZ FERNANDEZ	BMW 318	2	7	63	**242.55**	**2:24:52.800**	100.4
	24	M BOSS RACING	ESCUDERIA 1000 LAGOS	V. GOLF	2	8	45	**173.25**	**1:37:27.231**	106.6

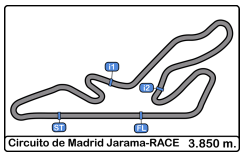

Circuito de Madrid Jarama - RACE

XI UV Endurance RACE Jarama

Carrera 8 horas resistencia

Tiempos Por Vuelta

1 RRO RACING BMW 325

3 VSR MOTORSPORT

Vta.	D	Tiempo	Sector 1	Sector 2	Sector 3	V. Max.	Elapsed
1	1	2:07.656	53.003	40.039	34.614	165.3	2:07.656
2	1	1:58.443	45.392	40.031	33.020	190.8	4:06.099
3	1	1:58.402	45.153	40.260	32.989	185.8	6:04.501
4	1	1:58.954	45.823	40.272	32.859	186.2	8:03.455
5	1	1:58.619	45.520	39.946	33.153	191.8	10:02.074
6	1	1:58.500	45.120	39.666	33.714	183.3	12:00.574
7	1	1:58.357	45.266	40.037	33.054	191.1	13:58.931
8	1	1:57.250	44.897	39.746	32.607	185.5	15:56.181
9	1	1:57.515	45.213	39.389	32.913	184.6	17:53.696
10	1	1:59.662	46.013	39.834	33.815	164.8	19:53.358
11	1	1:58.663	45.667	39.938	33.058	179.7	21:52.021
12	1	1:58.856	45.764	40.110	32.982	174.7	23:50.877
13	1	1:59.386	46.012	39.775	33.599	179.1	25:50.263
14	1	1:59.294	45.778	40.027	33.489	184.3	27:49.557
15	1	1:58.723	45.641	39.642	33.440	185.8	29:48.280
16	1	1:59.257	46.184	39.810	33.263	182.1	31:47.537
17	1	2:01.633	47.839	40.557	33.237	168.4	33:49.170
18	1	1:58.998	45.864	39.865	33.269	174.1	35:48.168
19	1	1:57.687	45.554	39.509	32.624	181.2	37:45.855
20	1	1:58.321	45.830	39.510	32.981	183.9	39:44.176
21	1	1:57.981	45.228	40.093	32.660	184.6	41:42.157
22	1	1:57.529	45.102	39.686	32.741	189.8	43:39.686
23	1	1:59.867	46.663	40.177	33.027	190.8	45:39.553
24	1	1:58.502	45.905	39.699	32.898	191.8	47:38.055
25	1	1:58.004	45.544	39.771	32.689	183.3	49:36.059
26	1	1:58.975	45.126	40.861	32.988	185.2	51:35.034
27	1	1:59.052	45.468	40.444	33.140	187.1	53:34.086
28	1	1:59.263	45.958	39.717	33.588	180.9	55:33.349
29	1	1:59.130	45.435	40.478	33.217	186.2	57:32.479
30	1	1:59.016	46.124	40.062	32.830	169.5	59:31.495
31	1	2:00.187	46.072	41.024	33.091	180.3	1:01:31.682
32	1	5:07.003 P	48.632	44.942	3:33.429	154.9	1:06:38.685
33	1	6:31.689	4:56.586	42.741	52.362	97.5	1:13:10.374
34	1	2:55.241	1:07.905	1:03.135	44.201	83.3	1:16:05.615
35	1	1:59.701	46.544	40.054	33.103	187.5	1:18:05.316
36	1	2:04.230	47.212	43.289	33.729	177.3	1:20:09.546
37	1	1:59.161	45.501	40.449	33.211	189.4	1:22:08.707
38	1	1:58.240	45.536	39.785	32.919	174.7	1:24:06.947
39	1	1:58.104	45.632	39.721	32.751	189.8	1:26:05.051
40	1	1:58.674	45.169	40.001	33.504	188.1	1:28:03.725
41	1	1:58.710	45.239	40.413	33.058	194.9	1:30:02.435
42	1	1:58.021	45.360	39.761	32.900	185.8	1:32:00.456
43	1	1:58.134	45.339	39.668	33.127	190.8	1:33:58.590
44	1	1:58.558	45.213	39.875	33.470	179.4	1:35:57.148
45	1	1:59.162	45.648	40.190	33.324	189.4	1:37:56.310
46	1	1:59.578	46.039	40.322	33.217	181.2	1:39:55.888
47	1	1:59.341	45.911	40.133	33.297	175.8	1:41:55.229
48	1	2:01.289	47.515	40.258	33.516	170.0	1:43:56.518
49	1	1:59.996	45.858	40.680	33.458	179.1	1:45:56.514
50	1	1:58.974	45.711	39.978	33.285	173.9	1:47:55.488
51	1	1:59.722	45.729	40.597	33.396	190.8	1:49:55.210

1 RRO RACING BMW 325

3 VSR MOTORSPORT

Vta.	D	Tiempo	Sector 1	Sector 2	Sector 3	V. Max.	Elapsed
52	1	1:59.768	45.800	40.707	33.261	180.0	1:51:54.978
53	1	1:58.522	45.450	39.981	33.091	192.1	1:53:53.500
54	1	1:57.968	44.900	39.919	33.149	194.2	1:55:51.468
55	1	1:59.547	46.042	39.957	33.548	184.3	1:57:51.015
56	1	1:59.357	46.007	40.002	33.348	190.1	1:59:50.372
57	1	1:59.430	45.514	40.697	33.219	187.8	2:01:49.802
58	1	1:59.162	45.765	39.950	33.447	178.2	2:03:48.964
59	1	1:58.819	45.697	39.782	33.340	189.1	2:05:47.783
60	1	2:00.333	46.371	40.134	33.828	180.6	2:07:48.116
61	1	2:00.448	46.865	40.561	33.022	178.2	2:09:48.564
62	1	1:59.766	45.893	40.675	33.198	196.0	2:11:48.330
63	1	1:59.445	46.017	40.183	33.245	174.4	2:13:47.775
64	1	1:58.708	45.589	39.989	33.130	186.2	2:15:46.483
65	1	2:01.684	46.367	40.518	34.799	187.1	2:17:48.167
66	1	2:00.533	46.826	40.543	33.164	173.6	2:19:48.700
67	1	1:58.843	45.548	40.334	32.961	185.5	2:21:47.543
68	1	1:59.678	46.391	40.366	32.921	188.8	2:23:47.221
69	1	1:58.744	45.429	39.981	33.334	185.5	2:25:45.965
70	1	2:00.083	46.414	40.781	32.888	178.2	2:27:46.048
71	1	9:06.828 P	1:21.300	1:23.283	6:22.245	149.5	2:36:52.876
72	1	3:53.508	2:38.788	40.809	33.911	87.9	2:40:46.384
73	1	2:00.780	46.920	40.298	33.562	177.3	2:42:47.164
74	1	1:58.497	45.852	39.477	33.168	189.1	2:44:45.661
75	1	1:57.915	45.748	39.340	32.827	193.2	2:46:43.576
76	1	1:58.544	45.778	39.585	33.181	189.4	2:48:42.120
77	1	1:57.609	45.371	39.408	32.830	193.2	2:50:39.729
78	1	1:59.104	45.553	40.308	33.243	192.5	2:52:38.833
79	1	1:58.991	45.536	39.904	33.551	194.2	2:54:37.824
80	1	1:57.710	45.336	39.447	32.927	192.5	2:56:35.534
81	1	1:58.903	45.196	39.950	33.757	193.8	2:58:34.437
82	1	1:58.975	45.541	39.568	33.866	188.4	3:00:33.412
83	1	1:58.224	45.530	39.747	32.947	192.5	3:02:31.636
84	1	2:01.774	45.280	40.593	35.901	192.8	3:04:33.410
85	1	1:59.384	46.149	39.740	33.495	187.5	3:06:32.794
86	1	1:59.991	46.330	40.865	32.796	184.9	3:08:32.785
87	1	1:57.140	45.255	39.096	32.789	192.1	3:10:29.925
88	1	1:57.369	44.981	39.366	33.022	194.5	3:12:27.294
89	1	1:58.149	45.295	39.584	33.270	194.9	3:14:25.443
90	1	1:58.211	45.545	39.310	33.356	191.4	3:16:23.654
91	1	1:57.405	45.277	39.198	32.930	193.8	3:18:21.059
92	1	1:58.220	44.965	39.999	33.256	194.5	3:20:19.279
93	1	1:58.393	45.331	39.816	33.246	193.5	3:22:17.672
94	1	1:57.787	45.530	39.210	33.047	193.8	3:24:15.459
95	1	1:58.929	44.904	40.522	33.503	194.5	3:26:14.388
96	1	1:58.144	45.530	39.815	32.799	192.1	3:28:12.532
97	1	1:58.295	45.525	39.829	32.941	190.4	3:30:10.827
98	1	1:57.903	44.916	39.823	33.164	193.2	3:32:08.730
99	1	1:58.588	45.801	39.506	33.281	183.0	3:34:07.318
100	1	1:57.741	45.709	39.124	32.908	193.2	3:36:05.059
101	1	1:57.370	45.195	39.313	32.862	196.0	3:38:02.429
102	1	1:56.888	45.019	39.191	32.678	195.6	3:39:59.317

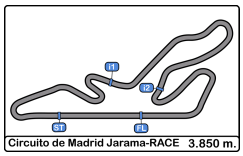

Circuito de Madrid Jarama - RACE

XI UV Endurance RACE Jarama

Carrera 8 horas resistencia

Tiempos Por Vuelta

1 RRO RACING BMW 325
3 VSR MOTORSPORT

Vta.	D	Tiempo	Sector 1	Sector 2	Sector 3	V. Max.	Elapsed
103	1	1:57.319	44.880	39.101	33.338	196.3	3:41:56.636
104	1	1:57.006	45.246	39.147	32.613	191.8	3:43:53.642
105	1	1:59.516	45.791	40.063	33.662	194.9	3:45:53.158
106	1	1:57.644	45.015	39.597	33.032	191.1	3:47:50.802
107	1	1:58.605	45.268	40.068	33.269	195.6	3:49:49.407
108	1	1:58.587	45.077	39.799	33.711	192.1	3:51:47.994
109	1	1:57.793	45.137	39.435	33.221	194.2	3:53:45.787
110	1	1:57.655	44.916	39.686	33.053	194.9	3:55:43.442
111	1	1:59.002	45.450	39.958	33.594	193.8	3:57:42.444
112	1	1:58.041	45.210	39.929	32.902	190.8	3:59:40.485
113	1	1:58.165	45.385	39.545	33.235	193.8	4:01:38.650
114	1	1:58.799	45.337	40.260	33.202	193.2	4:03:37.449
115	1	1:59.310	45.644	40.097	33.569	189.4	4:05:36.759
116	1	1:58.817	45.475	39.912	33.430	187.8	4:07:35.576
117	1	1:58.276	45.758	39.734	32.784	193.5	4:09:33.852
118	1	1:57.461	45.174	39.367	32.920	193.8	4:11:31.313
119	1	1:58.209	45.076	39.943	33.190	194.9	4:13:29.522
120	1	5:20.832 P	45.966	40.444	3:54.422	188.1	4:18:50.354
121	1	5:47.278	4:33.647	39.795	33.836	87.8	4:24:37.632
122	1	1:58.527	44.955	40.467	33.105	192.8	4:26:36.159
123	1	1:56.847	45.080	38.872	32.895	193.2	4:28:33.006
124	1	1:56.642	45.004	38.919	32.719	194.2	4:30:29.648
125	1	1:57.259	45.191	39.104	32.964	193.5	4:32:26.907
126	1	1:56.682	44.592	39.173	32.917	193.5	4:34:23.589
127	1	1:58.713	44.805	40.467	33.441	194.9	4:36:22.302
128	1	1:59.934	45.758	40.209	33.967	194.5	4:38:22.236
129	1	1:57.986	45.982	39.387	32.617	183.6	4:40:20.222
130	1	1:58.533	44.981	39.749	33.803	193.2	4:42:18.755
131	1	1:57.856	45.804	39.250	32.802	193.2	4:44:16.611
132	1	1:56.924	44.919	39.292	32.713	195.6	4:46:13.535
133	1	1:57.731	45.154	39.397	33.180	194.2	4:48:11.266
134	1	1:57.345	45.235	38.986	33.124	193.5	4:50:08.611
135	1	1:57.351	45.326	39.078	32.947	194.9	4:52:05.962
136	1	1:59.547	45.252	40.806	33.489	194.5	4:54:05.509
137	1	1:59.818	45.301	40.766	33.751	191.8	4:56:05.327
138	1	1:58.492	45.602	39.709	33.181	187.8	4:58:03.819
139	1	2:02.968	44.815	44.638	33.515	195.2	5:00:06.787
140	1	1:58.070	45.662	39.517	32.891	189.1	5:02:04.857
141	1	1:58.111	45.137	40.188	32.786	193.5	5:04:02.968
142	1	1:58.439	45.357	39.616	33.466	190.1	5:06:01.407
143	1	1:59.049	45.092	40.642	33.315	194.9	5:08:00.456
144	1	1:57.568	45.555	39.217	32.796	183.9	5:09:58.024
145	1	1:56.259	44.802	38.831	32.626	194.5	5:11:54.283
146	1	1:57.438	45.380	38.735	33.323	183.6	5:13:51.721
147	1	1:56.604	44.900	39.083	32.621	195.6	5:15:48.325
148	1	1:57.089	45.382	38.907	32.800	193.5	5:17:45.414
149	1	1:56.834	44.917	39.006	32.911	193.5	5:19:42.248
150	1	1:57.259	45.360	38.995	32.904	190.1	5:21:39.507
151	1	4:15.452 P	45.413	40.969	2:49.070	196.0	5:25:54.959
152	1	6:51.501	5:36.699	40.977	33.825	92.7	5:32:46.460
153	1	2:01.576	46.790	40.223	34.563	178.2	5:34:48.036

1 RRO RACING BMW 325
3 VSR MOTORSPORT

Vta.	D	Tiempo	Sector 1	Sector 2	Sector 3	V. Max.	Elapsed
154	1	2:01.520	47.894	40.373	33.253	181.5	5:36:49.556
155	1	2:00.263	46.407	40.109	33.747	179.7	5:38:49.819
156	1	1:59.367	45.946	40.117	33.304	178.5	5:40:49.186
157	1	1:59.380	45.838	40.250	33.292	179.4	5:42:48.566
158	1	1:59.617	46.730	39.678	33.209	181.5	5:44:48.183
159	1	2:00.647	46.073	40.446	34.128	181.5	5:46:48.830
160	1	1:58.710	45.482	39.935	33.293	182.7	5:48:47.540
161	1	2:00.443	46.116	40.678	33.649	165.8	5:50:47.983
162	1	2:00.250	45.891	40.650	33.709	181.2	5:52:48.233
163	1	2:01.089	47.438	40.149	33.502	177.0	5:54:49.322
164	1	1:59.686	45.828	40.323	33.535	175.3	5:56:49.008
165	1	1:59.171	45.912	39.940	33.319	174.7	5:58:48.179
166	1	1:59.180	45.676	40.103	33.401	175.6	6:00:47.359
167	1	2:29.971 P	45.687	39.946	1:04.338	177.3	6:03:17.330
168	1	2:42.203	1:27.089	40.862	34.252	97.4	6:05:59.533
169	1	5:41.800 P	47.080	41.134	4:13.586	170.8	6:11:41.333
170	1	6:05.614	4:50.478	40.852	34.284	89.5	6:17:46.947
171	1	2:00.484	45.669	40.595	34.220	189.4	6:19:47.431
172	1	2:01.217	46.644	40.404	34.169	182.7	6:21:48.648
173	1	1:59.518	45.991	39.962	33.565	189.1	6:23:48.166
174	1	2:00.165	45.941	40.520	33.704	189.8	6:25:48.331
175	1	2:04.252	46.020	41.823	36.409	190.8	6:27:52.583
176	1	2:06.731	48.502	42.519	35.710	171.1	6:29:59.314
177	1	2:07.473	48.167	43.458	35.848	173.3	6:32:06.787
178	1	2:07.343	48.680	42.921	35.742	164.1	6:34:14.130
179	1	2:10.129	49.908	44.432	35.789	166.1	6:36:24.259
180	1	2:10.763	49.838	44.592	36.333	166.1	6:38:35.022
181	1	2:11.172	49.622	44.674	36.876	165.1	6:40:46.194
182	1	2:12.332	50.821	43.034	38.477	154.0	6:42:58.526
183	1	4:02.032	1:47.768	1:18.744	55.520	86.2	6:47:00.558
184	1	3:02.051	1:10.283	1:01.910	49.858	84.1	6:50:02.609
185	1	2:35.680	1:05.295	50.331	40.054	89.7	6:52:38.289
186	1	2:11.071	50.411	44.080	36.580	133.1	6:54:49.360
187	1	2:08.835	48.305	44.252	36.278	177.9	6:56:58.195
188	1	2:08.846	48.197	44.520	36.129	176.4	6:59:07.041
189	1	2:08.559	48.505	44.274	35.780	176.4	7:01:15.600
190	1	2:06.858	49.216	42.959	34.683	160.0	7:03:22.458
191	1	2:08.153	48.017	44.936	35.200	180.6	7:05:30.611
192	1	2:08.547	47.864	45.260	35.423	174.7	7:07:39.158
193	1	2:09.056	48.369	44.668	36.019	170.0	7:09:48.214
194	1	2:03.279	47.173	41.189	34.917	174.4	7:11:51.493
195	1	2:05.836	48.041	42.620	35.175	175.0	7:13:57.329
196	1	2:03.277	46.867	41.568	34.842	183.6	7:16:00.606
197	1	2:06.042	47.562	42.430	36.050	175.3	7:18:06.648
198	1	2:03.510	48.578	40.995	33.937	170.8	7:20:10.158
199	1	2:00.586	46.130	40.763	33.693	186.8	7:22:10.744
200	1	2:01.131	46.017	41.086	34.028	189.1	7:24:11.875
201	1	2:01.145	45.916	41.069	34.160	187.8	7:26:13.020
202	1	1:59.992	45.751	40.735	33.506	188.1	7:28:13.012
203	1	2:00.652	46.428	40.866	33.358	190.1	7:30:13.664
204	1	2:00.835	46.209	40.899	33.727	191.1	7:32:14.499

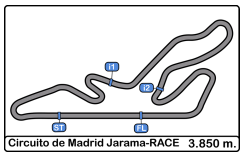

Circuito de Madrid Jarama - RACE

XI UV Endurance RACE Jarama

Carrera 8 horas resistencia

Tiempos Por Vuelta

1 RRO RACING BMW 325

3 VSR MOTORSPORT

Vta.	D	Tiempo	Sector 1	Sector 2	Sector 3	V. Max.	Elapsed
205	1	1:59.746	45.996	40.250	33.500	191.4	7:34:14.245
206	1	1:59.081	45.620	39.896	33.565	191.8	7:36:13.326
207	1	1:58.509	45.308	39.802	33.399	193.2	7:38:11.835
208	1	1:58.919	45.411	40.087	33.421	192.1	7:40:10.754
209	1	1:59.188	45.623	40.247	33.318	192.5	7:42:09.942
210	1	1:59.919	45.851	40.759	33.309	190.8	7:44:09.861
211	1	1:58.782	45.434	40.043	33.305	193.5	7:46:08.643
212	1	1:58.994	45.560	40.022	33.412	194.2	7:48:07.637
213	1	1:58.489	45.526	39.608	33.355	193.8	7:50:06.126
214	1	1:58.127	45.569	39.376	33.182	193.5	7:52:04.253
215	1	1:57.656	45.173	39.400	33.083	194.2	7:54:01.909
216	1	1:58.234	44.987	39.477	33.770	195.2	7:56:00.143
217	1	2:00.507	45.743	41.675	33.089	196.3	7:58:00.650
218	1	1:58.368	45.896	39.626	32.846	193.5	7:59:59.018
219	1	1:57.717	45.151	39.505	33.061	193.8	8:01:56.735
220	1	2:00.040	45.167	40.634	34.239	192.8	8:03:56.775

2 BOYACA SPORT TEAM BMW 325

3 VSR MOTORSPORT

Vta.	D	Tiempo	Sector 1	Sector 2	Sector 3	V. Max.	Elapsed
1	1	2:03.037	50.824	39.788	32.425	164.6	2:03.037
2	1	1:58.129	45.653	39.963	32.513	162.6	4:01.166
3	1	1:58.644	46.259	39.620	32.765	155.1	5:59.810
4	1	1:59.109	46.064	40.110	32.935	167.4	7:58.919
5	1	1:58.946	46.915	39.391	32.640	162.4	9:57.865
6	1	1:58.337	46.279	39.583	32.475	169.0	11:56.202
7	1	1:58.247	45.688	39.560	32.999	162.8	13:54.449
8	1	1:59.669	45.934	40.404	33.331	169.8	15:54.118
9	1	1:58.787	46.203	39.751	32.833	164.8	17:52.905
10	1	1:58.636	45.728	39.560	33.348	161.9	19:51.541
11	1	1:58.619	45.853	39.875	32.891	163.1	21:50.160
12	1	2:00.377	46.230	40.077	34.070	161.4	23:50.537
13	1	1:57.535	45.267	39.421	32.847	175.0	25:48.072
14	1	1:58.876	46.247	39.744	32.885	158.8	27:46.948
15	1	1:59.493	46.257	40.097	33.139	161.9	29:46.441
16	1	1:59.910	46.412	40.570	32.928	156.0	31:46.351
17	1	2:01.421	48.277	40.432	32.712	158.5	33:47.772
18	1	1:58.684	46.100	39.400	33.184	164.8	35:46.456
19	1	1:59.528	46.390	39.860	33.278	163.1	37:45.984
20	1	1:59.308	46.722	39.139	33.447	163.1	39:45.292
21	1	1:58.322	46.104	39.440	32.778	161.6	41:43.614
22	1	1:58.794	45.921	39.813	33.060	162.6	43:42.408
23	1	1:59.193	46.166	39.834	33.193	162.8	45:41.601
24	1	1:59.401	46.418	39.739	33.244	158.5	47:41.002
25	1	1:58.664	46.082	39.576	33.006	160.7	49:39.666
26	1	1:58.549	45.927	39.576	33.046	163.8	51:38.215
27	1	1:58.790	45.955	39.426	33.409	163.6	53:37.005
28	1	1:59.143	45.905	39.834	33.404	165.8	55:36.148
29	1	1:59.733	47.577	39.315	32.841	160.2	57:35.881
30	1	1:59.424	46.901	39.802	32.721	160.4	59:35.305
31	1	1:59.080	46.372	39.680	33.028	160.0	1:01:34.385

2 BOYACA SPORT TEAM BMW 325

3 VSR MOTORSPORT

Vta.	D	Tiempo	Sector 1	Sector 2	Sector 3	V. Max.	Elapsed
32	1	2:29.111	1:08.826	43.346	36.939	124.7	1:04:03.496
33	1	2:15.689	52.667	45.615	37.407	119.3	1:06:19.185
34	1	2:44.781	51.447	59.674	53.660	131.7	1:09:03.966
35	1	4:04.074	1:29.057	1:31.146	1:03.871	81.8	1:13:08.040
36	1	2:56.375	1:08.789	1:01.825	45.761	84.6	1:16:04.415
37	1	1:59.857	46.350	40.551	32.956	171.1	1:18:04.272
38	1	2:02.877	48.354	41.584	32.939	156.0	1:20:07.149
39	1	2:00.434	47.234	39.857	33.343	157.8	1:22:07.583
40	1	2:00.093	47.062	40.132	32.899	146.1	1:24:07.676
41	1	1:58.192	45.632	39.469	33.091	165.6	1:26:05.868
42	1	1:59.270	45.640	40.270	33.360	164.3	1:28:05.138
43	1	1:59.583	46.009	40.430	33.144	157.6	1:30:04.721
44	1	1:58.128	45.776	39.519	32.833	163.6	1:32:02.849
45	1	1:58.288	46.044	39.557	32.687	164.3	1:34:01.137
46	1	1:59.150	45.789	40.088	33.273	173.6	1:36:00.287
47	1	2:00.924	46.679	40.722	33.523	169.5	1:38:01.211
48	1	2:00.264	46.737	40.467	33.060	159.5	1:40:01.475
49	1	2:00.030	46.260	40.123	33.647	167.9	1:42:01.505
50	1	1:58.990	46.569	39.548	32.873	168.4	1:44:00.495
51	1	1:59.716	45.988	40.095	33.633	160.7	1:46:00.211
52	1	1:59.274	45.991	39.869	33.414	166.9	1:47:59.485
53	1	1:58.136	46.002	39.333	32.801	161.6	1:49:57.621
54	1	1:59.313	46.306	39.840	33.167	160.2	1:51:56.934
55	1	1:59.586	46.320	40.221	33.045	159.0	1:53:56.520
56	1	1:58.636	46.103	39.520	33.013	161.1	1:55:55.156
57	1	1:59.202	46.553	39.661	32.988	155.3	1:57:54.358
58	1	1:57.926	45.853	39.416	32.657	161.6	1:59:52.284
59	1	2:02.052	46.265	42.047	33.740	160.7	2:01:54.336
60	1	1:58.196	45.572	39.546	33.078	169.0	2:03:52.532
61	1	4:18.873 P	46.399	39.572	2:52.902	160.7	2:08:11.405
62	1	6:50.792	5:37.257	40.078	33.457	93.9	2:15:02.197
63	1	1:59.593	46.082	40.043	33.468	180.6	2:17:01.790
64	1	1:58.829	46.004	39.726	33.099	173.0	2:19:00.619
65	1	1:58.706	45.925	39.647	33.134	184.3	2:20:59.325
66	1	1:58.215	45.126	39.869	33.220	192.1	2:22:57.540
67	1	1:59.129	45.505	39.720	33.904	180.3	2:24:56.669
68	1	1:58.892	46.346	39.765	32.781	170.8	2:26:55.561
69	1	4:58.783 P	45.670	41.145	3:31.968	179.1	2:31:54.344
70	1	6:12.109	4:59.029	39.951	33.129	90.9	2:38:06.453
71	1	1:58.223	45.343	39.659	33.221	187.5	2:40:04.676
72	1	1:59.273	46.501	39.424	33.348	174.4	2:42:03.949
73	1	1:58.004	45.531	39.462	33.011	182.4	2:44:01.953
74	1	1:58.254	45.634	39.575	33.045	177.6	2:46:00.207
75	1	1:59.916	46.219	40.583	33.114	174.7	2:48:00.123
76	1	2:01.229	46.142	41.489	33.598	174.4	2:50:01.352
77	1	2:00.495	46.669	40.094	33.732	171.1	2:52:01.847
78	1	2:00.558	45.973	40.711	33.874	172.8	2:54:02.405
79	1	1:59.865	45.831	40.385	33.649	171.9	2:56:02.270
80	1	2:00.020	46.963	40.038	33.019	182.7	2:58:02.290
81	1	1:59.239	45.495	40.399	33.345	181.5	3:00:01.529
82	1	2:00.089	46.147	40.436	33.506	179.4	3:02:01.618

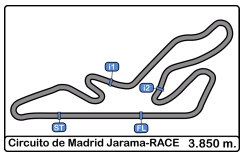

Circuito de Madrid Jarama - RACE

XI UV Endurance RACE Jarama

Carrera 8 horas resistencia

Tiempos Por Vuelta

2 BOYACA SPORT TEAM BMW 325

3 VSR MOTORSPORT

Vta.	D	Tiempo	Sector 1	Sector 2	Sector 3	V. Max.	Elapsed
83	1	1:59.651	45.912	40.074	33.665	179.7	3:04:01.269
84	1	1:59.430	46.343	40.006	33.081	171.4	3:06:00.699
85	1	1:58.446	45.566	39.930	32.950	178.8	3:07:59.145
86	1	1:59.047	45.761	39.975	33.311	175.8	3:09:58.192
87	1	1:59.598	46.328	39.915	33.355	182.1	3:11:57.790
88	1	1:58.888	45.796	40.060	33.032	180.9	3:13:56.678
89	1	1:58.963	45.818	40.029	33.116	174.1	3:15:55.641
90	1	2:00.275	46.157	40.704	33.414	173.6	3:17:55.916
91	1	1:59.232	45.944	39.816	33.472	171.9	3:19:55.148
92	1	1:58.757	45.445	39.864	33.448	177.6	3:21:53.905
93	1	1:59.252	45.518	40.326	33.408	185.2	3:23:53.157
94	1	1:59.496	45.476	40.618	33.402	178.2	3:25:52.653
95	1	1:58.519	45.501	39.996	33.022	178.2	3:27:51.172
96	1	1:57.680	45.319	39.686	32.675	180.3	3:29:48.852
97	1	1:58.974	45.568	39.941	33.465	178.8	3:31:47.826
98	1	1:57.846	45.386	39.668	32.792	183.0	3:33:45.672
99	1	2:01.106	45.780	40.329	34.997	177.9	3:35:46.778
100	1	1:59.685	46.072	40.495	33.118	168.4	3:37:46.463
101	1	1:58.663	45.408	40.097	33.158	176.4	3:39:45.126
102	1	1:59.575	46.072	40.148	33.355	171.4	3:41:44.701
103	1	1:59.852	46.160	40.301	33.391	168.2	3:43:44.553
104	1	1:59.834	46.193	40.366	33.275	167.9	3:45:44.387
105	1	1:59.482	45.768	40.231	33.483	169.5	3:47:43.869
106	1	2:00.473	46.648	40.223	33.602	160.7	3:49:44.342
107	1	2:00.762	46.351	40.958	33.453	164.6	3:51:45.104
108	1	1:58.457	45.802	39.915	32.740	166.1	3:53:43.561
109	1	1:57.996	45.027	39.872	33.097	185.5	3:55:41.557
110	1	1:59.653	46.068	40.483	33.102	172.8	3:57:41.210
111	1	1:59.750	45.959	41.077	32.714	171.4	3:59:40.960
112	1	1:57.972	45.368	39.683	32.921	171.4	4:01:38.932
113	1	1:59.344	45.609	40.117	33.618	177.0	4:03:38.276
114	1	1:58.711	45.496	39.757	33.458	172.8	4:05:36.987
115	1	1:58.919	46.012	39.771	33.136	169.8	4:07:35.906
116	1	1:58.490	45.973	39.696	32.821	172.5	4:09:34.396
117	1	1:57.550	45.243	39.613	32.694	178.2	4:11:31.946
118	1	1:57.887	45.268	39.659	32.960	177.3	4:13:29.833
119	1	2:01.043	46.229	40.150	34.664	178.5	4:15:30.876
120	1	1:58.827	45.926	39.798	33.103	169.8	4:17:29.703
121	1	1:59.094	46.051	39.992	33.051	166.9	4:19:28.797
122	1	1:58.876	45.351	40.132	33.393	173.6	4:21:27.673
123	1	1:59.385	45.969	40.063	33.353	164.6	4:23:27.058
124	1	1:59.382	45.636	40.443	33.303	180.3	4:25:26.440
125	1	2:00.332	46.479	40.655	33.198	162.6	4:27:26.772
126	1	1:59.412	45.940	40.114	33.358	161.6	4:29:26.184
127	1	1:59.136	46.128	39.832	33.176	162.4	4:31:25.320
128	1	4:44.542 P	46.224	40.044	3:18.274	175.6	4:36:09.862
129	1	6:15.794	5:03.617	39.402	32.775	95.4	4:42:25.656
130	1	2:00.033	45.197	41.436	33.400	180.6	4:44:25.689
131	1	1:56.809	45.262	38.852	32.695	177.6	4:46:22.498
132	1	1:56.494	44.508	39.345	32.641	193.8	4:48:18.992
133	1	1:56.568	44.682	39.125	32.761	183.0	4:50:15.560

2 BOYACA SPORT TEAM BMW 325

3 VSR MOTORSPORT

Vta.	D	Tiempo	Sector 1	Sector 2	Sector 3	V. Max.	Elapsed
134	1	1:56.889	44.750	39.219	32.920	183.9	4:52:12.449
135	1	1:59.170	45.298	40.224	33.648	181.2	4:54:11.619
136	1	1:59.048	45.721	40.126	33.201	180.0	4:56:10.667
137	1	1:57.587	45.017	39.547	33.023	185.2	4:58:08.254
138	1	1:58.927	45.319	40.146	33.462	191.4	5:00:07.181
139	1	1:58.687	45.807	39.708	33.172	183.9	5:02:05.868
140	1	1:58.001	44.773	40.060	33.168	188.4	5:04:03.869
141	1	1:58.343	45.642	39.690	33.011	186.2	5:06:02.212
142	1	1:57.700	44.927	39.686	33.087	184.3	5:07:59.912
143	1	1:57.056	45.102	39.108	32.846	184.9	5:09:56.968
144	1	1:56.340	44.615	39.156	32.569	192.1	5:11:53.308
145	1	1:56.284	44.851	38.813	32.620	187.1	5:13:49.592
146	1	1:56.343	44.731	39.036	32.576	192.5	5:15:45.935
147	1	1:56.985	44.897	39.320	32.768	192.1	5:17:42.920
148	1	1:57.332	44.867	39.706	32.759	188.1	5:19:40.252
149	1	1:56.259	44.876	38.718	32.665	190.1	5:21:36.511
150	1	1:56.813	45.288	38.941	32.584	190.1	5:23:33.324
151	1	1:57.599	45.109	39.368	33.122	190.1	5:25:30.923
152	1	1:58.973	45.752	39.619	33.602	180.9	5:27:29.896
153	1	1:56.491	44.953	38.941	32.597	192.1	5:29:26.387
154	1	1:57.722	45.438	39.374	32.910	191.8	5:31:24.109
155	1	1:58.252	45.101	39.937	33.214	189.8	5:33:22.361
156	1	1:57.702	45.564	39.028	33.110	187.8	5:35:20.063
157	1	1:56.788	45.040	38.934	32.814	191.8	5:37:16.851
158	1	1:58.333	45.602	39.552	33.179	183.3	5:39:15.184
159	1	1:58.207	45.208	39.986	33.013	190.4	5:41:13.391
160	1	6:43.089 P	45.502	39.264	5:18.323	189.4	5:47:56.480
161	1	4:20.091	3:07.702	39.761	32.628	96.1	5:52:16.571
162	1	1:57.489	45.754	39.365	32.370	174.1	5:54:14.060
163	1	1:56.321	44.674	38.805	32.842	181.2	5:56:10.381
164	1	1:54.755	44.260	38.486	32.009	193.8	5:58:05.136
165	1	1:55.490	44.332	38.769	32.389	193.5	6:00:00.626
166	1	1:55.105	44.097	38.676	32.332	190.8	6:01:55.731
167	1	1:55.692	44.611	38.735	32.346	188.8	6:03:51.423
168	1	1:55.565	44.649	38.675	32.241	185.5	6:05:46.988
169	1	2:03.912 P	44.425	38.838	40.649	190.8	6:07:50.900
170	1	4:28.188	3:08.856	41.741	37.591	85.6	6:12:19.088
171	1	2:21.838	52.500	49.368	39.970	141.7	6:14:40.926
172	1	2:17.684	53.649	47.548	36.487	119.0	6:16:58.610
173	1	2:09.459	49.604	44.074	35.781	155.6	6:19:08.069
174	1	2:10.403	48.560	45.287	36.556	173.3	6:21:18.472
175	1	2:10.671	49.513	44.938	36.220	176.7	6:23:29.143
176	1	2:12.095	49.786	46.227	36.082	162.6	6:25:41.238
177	1	2:08.956	48.063	44.600	36.293	187.1	6:27:50.194
178	1	2:11.417	49.078	45.140	37.199	164.3	6:30:01.611
179	1	2:08.916	48.007	44.570	36.339	189.4	6:32:10.527
180	1	2:09.918	48.928	45.011	35.979	183.9	6:34:20.445
181	1	2:08.878	48.001	44.752	36.125	182.7	6:36:29.323
182	1	2:09.211	48.302	44.810	36.099	181.2	6:38:38.534
183	1	2:09.219	48.139	45.104	35.976	180.0	6:40:47.753
184	1	4:51.662 P	50.100	44.401	3:17.161	154.2	6:45:39.415

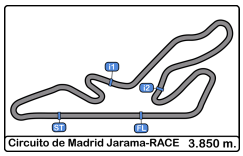

Circuito de Madrid Jarama - RACE
XI UV Endurance RACE Jarama
Carrera 8 horas resistencia
Tiempos Por Vuelta

2 BOYACA SPORT TEAM BMW 325
3 VSR MOTORSPORT

Vta.	D	Tiempo	Sector 1	Sector 2	Sector 3	V. Max.	Elapsed
185	1	6:54.954	5:15.725	57.513	41.716	68.0	6:52:34.369
186	1	2:12.005	50.587	44.474	36.944	147.7	6:54:46.374
187	1	2:09.504	49.090	44.542	35.872	162.8	6:56:55.878
188	1	2:10.280	48.168	45.963	36.149	200.3	6:59:06.158
189	1	2:07.871	47.637	44.445	35.789	193.5	7:01:14.029
190	1	2:07.931	47.881	44.234	35.816	196.3	7:03:21.960
191	1	2:07.801	47.617	44.362	35.822	195.2	7:05:29.761
192	1	2:07.895	47.806	44.359	35.730	193.8	7:07:37.656
193	1	2:07.870	48.111	44.172	35.587	188.8	7:09:45.526
194	1	2:07.696	47.644	43.973	36.079	193.8	7:11:53.222
195	1	2:04.366	47.363	42.114	34.889	185.8	7:13:57.588
196	1	2:03.234	46.992	41.688	34.554	178.8	7:16:00.822
197	1	2:06.037	47.674	42.569	35.794	160.9	7:18:06.859
198	1	2:03.555	48.794	41.115	33.646	161.6	7:20:10.414
199	1	2:00.657	46.244	41.021	33.392	173.0	7:22:11.071
200	1	2:01.084	46.048	41.163	33.873	182.7	7:24:12.155
201	1	2:01.242	47.446	39.689	34.107	181.5	7:26:13.397
202	1	2:00.117	45.679	40.884	33.554	180.0	7:28:13.514
203	1	2:00.765	46.090	41.245	33.430	189.8	7:30:14.279
204	1	2:00.740	45.907	41.244	33.589	180.3	7:32:15.019
205	1	1:59.836	45.750	40.430	33.656	185.5	7:34:14.855
206	1	1:58.784	45.470	39.959	33.355	184.3	7:36:13.639
207	1	1:58.520	45.391	39.975	33.154	179.4	7:38:12.159
208	1	1:59.135	45.801	40.564	32.770	177.9	7:40:11.294
209	1	1:59.033	45.398	40.477	33.158	181.5	7:42:10.327
210	1	2:00.122	45.824	40.947	33.351	180.9	7:44:10.449
211	1	1:58.390	45.241	40.158	32.991	185.2	7:46:08.839
212	1	1:58.999	45.740	40.095	33.164	182.7	7:48:07.838
213	1	1:58.612	45.690	39.788	33.134	183.3	7:50:06.450
214	1	1:58.384	45.544	39.568	33.272	176.1	7:52:04.834
215	1	1:57.246	45.010	39.334	32.902	183.6	7:54:02.080
216	1	1:58.242	45.143	39.589	33.510	184.9	7:56:00.322
217	1	1:58.597	45.692	40.336	32.569	187.8	7:57:58.919
218	1	1:58.274	44.349	39.391	34.534	191.8	7:59:57.193
219	1	1:56.815	44.893	39.265	32.657	175.6	8:01:54.008
220	1	1:57.770	45.051	38.565	34.154	181.5	8:03:51.778

3 COIMBRA SAYAGO SAXO
SAXO ULTIMA VUELTA

Vta.	D	Tiempo	Sector 1	Sector 2	Sector 3	V. Max.	Elapsed
1	1	2:19.389	1:01.205	42.883	35.301	157.4	2:19.389
2	1	2:05.946	48.342	42.485	35.119	175.8	4:25.335
3	1	2:05.853	47.871	42.659	35.323	177.6	6:31.188
4	1	2:06.299	48.381	42.765	35.153	171.9	8:37.487
5	1	2:06.114	48.010	42.854	35.250	176.1	10:43.601
6	1	2:05.915	48.054	42.698	35.163	176.1	12:49.516
7	1	2:06.338	48.204	42.859	35.275	174.4	14:55.854
8	1	2:06.122	48.155	42.741	35.226	174.1	17:01.976
9	1	2:06.745	48.048	43.245	35.452	174.4	19:08.721
10	1	2:06.361	48.196	42.810	35.355	173.6	21:15.082
11	1	2:06.144	47.948	42.807	35.389	174.1	23:21.226

3 COIMBRA SAYAGO SAXO
SAXO ULTIMA VUELTA

Vta.	D	Tiempo	Sector 1	Sector 2	Sector 3	V. Max.	Elapsed
12	1	2:06.638	48.107	42.821	35.710	173.9	25:27.864
13	1	2:07.398	48.453	43.487	35.458	169.0	27:35.262
14	1	2:06.466	48.140	42.953	35.373	171.7	29:41.728
15	1	2:06.606	47.966	42.969	35.671	173.6	31:48.334
16	1	2:05.836	48.054	42.661	35.121	176.1	33:54.170
17	1	2:08.190	49.566	43.224	35.400	172.5	36:02.360
18	1	2:06.628	48.729	42.690	35.209	174.1	38:08.988
19	1	2:05.801	47.837	42.793	35.171	174.4	40:14.789
20	1	2:06.241	47.996	42.972	35.273	174.4	42:21.030
21	1	2:06.172	48.065	42.703	35.404	173.9	44:27.202
22	1	2:06.397	47.985	42.951	35.461	173.0	46:33.599
23	1	2:05.673	47.794	42.712	35.167	173.6	48:39.272
24	1	2:06.218	48.041	42.765	35.412	172.8	50:45.490
25	1	2:06.070	48.025	42.683	35.362	173.0	52:51.560
26	1	2:06.056	48.157	42.630	35.269	171.9	54:57.616
27	1	2:06.130	48.021	42.653	35.456	172.5	57:03.746
28	1	2:05.649	47.738	42.635	35.276	175.8	59:09.395
29	1	2:06.402	47.859	43.281	35.262	173.3	1:01:15.797
30	1	2:16.142	49.481	49.737	36.924	174.7	1:03:31.939
31	1	2:23.916	55.904	49.905	38.107	137.7	1:05:55.855
32	1	3:05.727	55.834	1:12.794	57.099	126.4	1:09:01.582
33	1	2:26.555	1:06.677	44.289	35.589	95.8	1:11:28.137
34	1	2:08.414	47.891	44.261	36.262	175.3	1:13:36.551
35	1	2:42.461	55.730	1:05.191	41.540	117.5	1:16:19.012
36	1	2:05.683	47.732	42.752	35.199	175.0	1:18:24.695
37	1	2:07.766	48.305	42.760	36.701	167.9	1:20:32.461
38	1	2:08.362	47.910	44.537	35.915	175.8	1:22:40.823
39	1	4:13.665 P	49.386	43.084	2:41.195	170.6	1:26:54.488
40	1	14:47.723	13:27.197	44.101	36.425	77.3	1:41:42.211
41	1	2:09.375	48.993	43.595	36.787	169.0	1:43:51.586
42	1	2:12.186	50.103	45.769	36.314	166.6	1:46:03.772
43	1	2:10.287	49.998	43.917	36.372	166.1	1:48:14.059
44	1	2:10.131	50.183	43.406	36.542	161.9	1:50:24.190
45	1	2:09.605	49.617	43.895	36.093	163.3	1:52:33.795
46	1	2:10.238	49.308	44.391	36.539	168.4	1:54:44.033
47	1	2:09.214	49.695	43.627	35.892	162.1	1:56:53.247
48	1	2:10.169	49.994	43.845	36.330	162.6	1:59:03.416
49	1	2:10.775	50.013	44.311	36.451	165.1	2:01:14.191
50	1	2:10.968	50.496	44.047	36.425	165.6	2:03:25.159
51	1	2:08.545	48.902	43.562	36.081	168.4	2:05:33.704
52	1	2:10.177	49.750	44.312	36.115	167.4	2:07:43.881
53	1	2:10.369	49.151	44.627	36.591	168.7	2:09:54.250
54	1	2:09.653	49.467	43.458	36.728	166.4	2:12:03.903
55	1	2:09.661	49.504	44.224	35.933	170.0	2:14:13.564
56	1	2:08.731	49.090	43.720	35.921	167.4	2:16:22.295
57	1	2:11.234	49.783	45.228	36.223	167.7	2:18:33.529
58	1	2:09.606	49.267	44.145	36.194	170.3	2:20:43.135
59	1	2:09.823	48.940	44.540	36.343	170.3	2:22:52.958
60	1	2:10.406	49.418	44.890	36.098	168.2	2:25:03.364
61	1	2:10.372	49.849	44.440	36.083	166.6	2:27:13.736
62	1	2:26.656	54.900	51.134	40.622	164.1	2:29:40.392

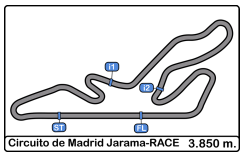

Circuito de Madrid Jarama - RACE

XI UV Endurance RACE Jarama

Carrera 8 horas resistencia

Tiempos Por Vuelta

3 COIMBRA SAYAGO SAXO — SAXO ULTIMA VUELTA

Vta.	D	Tiempo	Sector 1	Sector 2	Sector 3	V. Max.	Elapsed
63	1	2:22.591	55.514	47.415	39.662	141.9	2:32:02.983
64	1	3:06.467	1:18.156	1:06.441	41.870	63.7	2:35:09.450
65	1	2:10.770	50.757	43.953	36.060	152.9	2:37:20.220
66	1	2:10.289	49.305	44.740	36.244	164.1	2:39:30.509
67	1	2:09.417	49.452	44.001	35.964	165.1	2:41:39.926
68	1	2:09.822	49.586	44.115	36.121	165.8	2:43:49.748
69	1	2:11.125	50.328	43.738	37.059	159.0	2:46:00.873
70	1	2:10.227	50.065	44.102	36.060	166.9	2:48:11.100
71	1	2:08.382	49.011	43.344	36.027	171.1	2:50:19.482
72	1	2:09.782	49.270	43.779	36.733	163.6	2:52:29.264
73	1	2:09.482	49.040	43.836	36.606	169.2	2:54:38.746
74	1	2:10.282	50.037	44.185	36.060	165.1	2:56:49.028
75	1	2:08.974	49.261	44.065	35.648	169.8	2:58:58.002
76	1	2:08.573	48.879	43.625	36.069	167.9	3:01:06.575
77	1	2:08.779	49.259	43.638	35.882	167.1	3:03:15.354
78	1	2:12.050	50.652	44.407	36.991	157.2	3:05:27.404
79	1	2:09.135	49.219	43.383	36.533	164.6	3:07:36.539
80	1	5:19.767 P	50.461	46.202	3:43.104	168.7	3:12:56.306
81	1	6:35.097	5:14.557	43.901	36.639	82.8	3:19:31.403
82	1	2:09.455	49.627	43.652	36.176	170.3	3:21:40.858
83	1	2:08.937	49.833	43.362	35.742	163.3	3:23:49.795
84	1	2:11.315	50.679	44.794	35.842	169.2	3:26:01.110
85	1	2:09.168	49.294	43.536	36.338	160.4	3:28:10.278
86	1	2:09.549	49.959	43.647	35.943	170.8	3:30:19.827
87	1	2:08.763	48.872	43.963	35.928	171.7	3:32:28.590
88	1	2:08.213	48.704	43.585	35.924	170.6	3:34:36.803
89	1	2:12.364	48.822	46.160	37.382	170.6	3:36:49.167
90	1	2:16.859	51.276	48.221	37.362	159.2	3:39:06.026
91	1	2:12.243	49.801	45.967	36.475	166.1	3:41:18.269
92	1	2:11.263	49.449	45.423	36.391	170.3	3:43:29.532
93	1	2:11.823	49.287	45.986	36.550	169.0	3:45:41.355
94	1	2:13.240	49.704	47.298	36.238	169.0	3:47:54.595
95	1	2:12.690	49.224	46.948	36.518	171.1	3:50:07.285
96	1	4:16.590 P	49.277	46.239	2:41.074	169.8	3:54:23.875
97	1	56:51.453	55:27.730	46.329	37.394	73.6	4:51:15.328
98	1	27:03.280	25:41.984	44.743	36.553	86.1	5:18:18.608
99	1	2:09.838	49.665	44.271	35.902	167.1	5:20:28.446
100	1	2:09.775	50.436	43.423	35.916	169.0	5:22:38.221
101	1	2:08.014	48.744	43.403	35.867	170.8	5:24:46.235
102	1	2:07.870	48.766	43.255	35.849	170.6	5:26:54.105
103	1	2:07.689	48.725	43.121	35.843	170.3	5:29:01.794
104	1	2:07.810	48.953	43.083	35.774	170.3	5:31:09.604
105	1	2:07.973	48.492	43.507	35.974	170.6	5:33:17.577
106	1	2:08.619	48.721	43.529	36.369	170.3	5:35:26.196
107	1	2:08.476	48.865	43.670	35.941	171.1	5:37:34.672
108	1	2:08.743	49.340	43.769	35.634	166.1	5:39:43.415
109	1	2:09.315	50.256	43.255	35.804	172.5	5:41:52.730
110	1	2:07.822	48.782	43.394	35.646	172.8	5:44:00.552
111	1	2:08.233	48.893	43.376	35.964	172.2	5:46:08.785
112	1	2:08.107	48.839	43.350	35.918	171.7	5:48:16.892
113	1	2:09.920	50.103	43.129	36.688	171.9	5:50:26.812

3 COIMBRA SAYAGO SAXO — SAXO ULTIMA VUELTA

Vta.	D	Tiempo	Sector 1	Sector 2	Sector 3	V. Max.	Elapsed
114	1	2:08.970	50.046	43.239	35.685	172.5	5:52:35.782
115	1	2:07.982	48.732	43.380	35.870	173.0	5:54:43.764
116	1	2:09.449	48.646	44.671	36.132	172.2	5:56:53.213
117	1	2:07.739	48.615	43.181	35.943	173.3	5:59:00.952
118	1	2:07.388	48.324	43.241	35.823	173.6	6:01:08.340
119	1	2:08.043	48.671	43.415	35.957	172.2	6:03:16.383
120	1	2:07.602	48.411	43.309	35.882	173.6	6:05:23.985
121	1	2:07.798	48.564	43.510	35.724	172.5	6:07:31.783
122	1	2:08.677	49.382	43.542	35.753	170.0	6:09:40.460
123	1	2:08.536	48.859	43.800	35.877	172.5	6:11:48.996
124	1	2:07.614	48.467	43.234	35.913	174.1	6:13:56.610
125	1	2:08.036	48.835	43.374	35.827	173.9	6:16:04.646
126	1	2:07.362	48.549	43.216	35.597	173.6	6:18:12.008
127	1	2:07.050	48.109	43.155	35.786	175.0	6:20:19.058
128	1	2:08.068	48.528	43.263	36.277	172.2	6:22:27.126
129	1	2:09.226	49.261	43.506	36.459	172.8	6:24:36.352
130	1	2:09.330	49.600	43.621	36.109	172.2	6:26:45.682
131	1	2:09.140	48.975	43.601	36.564	172.5	6:28:54.822
132	1	2:08.105	48.744	43.490	35.871	172.5	6:31:02.927
133	1	2:07.885	48.477	43.340	36.068	171.9	6:33:10.812
134	1	4:45.496 P	49.101	43.093	3:13.302	173.3	6:37:56.308
135	1	7:04.002	5:30.022	52.415	41.565	72.7	6:45:00.310
136	1	3:45.931	58.085	1:15.611	1:32.235	122.3	6:48:46.241
137	1	3:45.514	1:39.548	1:22.011	43.955	62.5	6:52:31.755
138	1	2:12.574	50.659	44.879	37.036	161.6	6:54:44.329
139	1	2:10.759	49.615	44.115	37.029	173.3	6:56:55.088
140	1	2:11.154	49.907	44.542	36.705	172.8	6:59:06.242
141	1	2:12.858	50.210	44.606	38.042	162.8	7:01:19.100
142	1	2:09.949	49.645	43.841	36.463	169.2	7:03:29.049
143	1	2:11.473	50.135	44.770	36.568	172.8	7:05:40.522
144	1	2:10.625	49.951	44.236	36.438	160.2	7:07:51.147
145	1	2:09.738	49.353	44.057	36.328	169.5	7:10:00.885
146	1	2:10.131	49.250	43.636	37.245	168.4	7:12:11.016
147	1	2:08.901	49.458	43.481	35.962	169.5	7:14:19.917
148	1	2:08.501	49.023	43.512	35.966	171.7	7:16:28.418
149	1	2:09.059	49.041	43.968	36.050	170.6	7:18:37.477
150	1	2:08.730	49.015	43.507	36.208	172.2	7:20:46.207
151	1	2:08.245	48.908	43.373	35.964	171.4	7:22:54.452
152	1	2:07.929	48.604	43.150	36.175	172.2	7:25:02.381
153	1	2:09.456	49.589	43.476	36.391	173.6	7:27:11.837
154	1	2:09.122	49.291	43.633	36.198	169.8	7:29:20.959
155	1	2:09.657	49.155	43.814	36.688	171.9	7:31:30.616
156	1	2:08.474	48.991	43.235	36.248	170.8	7:33:39.090
157	1	2:08.246	48.805	43.450	35.991	172.5	7:35:47.336
158	1	2:08.409	48.863	43.184	36.362	172.5	7:37:55.745
159	1	2:10.152	48.970	45.129	36.053	166.4	7:40:05.897
160	1	2:09.190	48.719	44.597	35.874	171.4	7:42:15.087
161	1	2:07.972	48.907	43.195	35.870	163.1	7:44:23.059
162	1	2:09.178	48.894	43.290	36.994	172.5	7:46:32.237
163	1	2:09.007	49.277	43.466	36.264	170.6	7:48:41.244
164	1	2:09.342	49.306	43.593	36.443	172.2	7:50:50.586

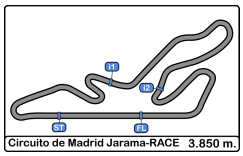

Circuito de Madrid Jarama - RACE
XI UV Endurance RACE Jarama
Carrera 8 horas resistencia
Tiempos Por Vuelta

3 COIMBRA SAYAGO SAXO

SAXO — ULTIMA VUELTA

Vta.	D	Tiempo	Sector 1	Sector 2	Sector 3	V. Max.	Elapsed
165	1	2:08.386	49.133	43.243	36.010	172.8	7:52:58.972
166	1	2:08.180	48.783	43.063	36.334	171.9	7:55:07.152
167	1	2:08.344	49.061	43.247	36.036	166.9	7:57:15.496
168	1	2:07.594	48.637	42.990	35.967	165.1	7:59:23.090
169	1	2:07.449	49.086	42.550	35.813	174.1	8:01:30.539
170	1	2:08.224	48.980	43.383	35.861	171.1	8:03:38.763

4 M&M RACING TEAM BMW 325

3 — ESCUDERIA CENTRO

Vta.	D	Tiempo	Sector 1	Sector 2	Sector 3	V. Max.	Elapsed
1	1	2:12.407	57.003	41.475	33.929	146.9	2:12.407
2	1	2:01.755	47.265	40.950	33.540	179.7	4:14.162
3	1	2:01.114	46.932	40.623	33.559	167.9	6:15.276
4	1	1:59.065	45.754	39.993	33.318	189.8	8:14.341
5	1	1:59.656	45.359	40.865	33.432	192.8	10:13.997
6	1	1:59.570	45.873	40.274	33.423	180.9	12:13.567
7	1	1:59.513	45.681	40.688	33.144	182.7	14:13.080
8	1	1:58.505	45.488	40.098	32.919	190.1	16:11.585
9	1	1:58.055	45.362	39.489	33.204	193.8	18:09.640
10	1	1:58.667	45.274	40.121	33.272	188.1	20:08.307
11	1	1:58.560	45.613	39.880	33.067	180.0	22:06.867
12	1	1:58.425	45.238	39.684	33.503	191.1	24:05.292
13	1	1:58.747	45.696	39.899	33.152	175.6	26:04.039
14	1	1:57.975	45.063	39.833	33.079	192.1	28:02.014
15	1	1:58.647	45.797	39.827	33.023	180.0	30:00.661
16	1	1:57.566	45.066	39.412	33.088	189.1	31:58.227
17	1	1:57.578	45.140	39.548	32.890	190.8	33:55.805
18	1	1:58.747	45.673	40.120	32.954	181.5	35:54.552
19	1	1:58.403	46.201	39.321	32.881	190.1	37:52.955
20	1	1:57.838	45.158	39.430	33.250	199.6	39:50.793
21	1	1:57.790	45.088	39.564	33.138	190.4	41:48.583
22	1	1:58.310	45.238	39.870	33.202	192.5	43:46.893
23	1	1:59.087	45.142	40.105	33.840	188.1	45:45.980
24	1	1:57.646	45.016	39.423	33.207	191.4	47:43.626
25	1	1:57.825	45.107	39.389	33.329	181.5	49:41.451
26	1	2:00.019	46.444	40.239	33.336	188.1	51:41.470
27	1	1:59.778	45.784	40.370	33.624	184.3	53:41.248
28	1	1:58.593	45.700	39.729	33.164	189.8	55:39.841
29	1	2:00.778	45.431	40.659	34.688	196.7	57:40.619
30	1	1:59.135	46.652	39.342	33.141	179.1	59:39.754
31	1	2:00.961	47.170	40.544	33.247	185.8	1:01:40.715
32	1	3:31.997	1:14.103	1:23.750	54.144	118.4	1:05:12.712
33	1	3:35.740	1:18.240	1:17.911	59.589	79.8	1:08:48.452
34	1	2:09.424	51.596	42.769	35.059	142.8	1:10:57.876
35	1	2:15.394	48.999	43.240	43.155	158.3	1:13:13.270
36	1	2:54.227	1:07.496	1:03.409	43.322	80.4	1:16:07.497
37	1	2:02.685	47.912	40.823	33.950	176.1	1:18:10.182
38	1	1:58.390	45.036	40.137	33.217	203.0	1:20:08.572
39	1	1:58.292	45.444	39.678	33.170	184.6	1:22:06.864
40	1	1:58.216	45.355	39.574	33.287	196.7	1:24:05.080
41	1	1:59.082	45.959	39.964	33.159	187.1	1:26:04.162

4 M&M RACING TEAM BMW 325

3 — ESCUDERIA CENTRO

Vta.	D	Tiempo	Sector 1	Sector 2	Sector 3	V. Max.	Elapsed
42	1	1:58.265	45.449	39.597	33.219	191.4	1:28:02.427
43	1	1:58.070	45.194	39.799	33.077	196.7	1:30:00.497
44	1	1:57.820	45.166	39.455	33.199	193.5	1:31:58.317
45	1	1:58.502	45.117	40.096	33.289	190.8	1:33:56.819
46	1	1:59.441	45.692	39.838	33.911	190.4	1:35:56.260
47	1	1:58.755	45.491	39.812	33.452	190.4	1:37:55.015
48	1	1:58.134	45.327	39.373	33.434	188.4	1:39:53.149
49	1	2:02.381	46.644	40.145	35.592	182.1	1:41:55.530
50	1	2:01.746	47.687	40.534	33.525	178.8	1:43:57.276
51	1	4:29.252 P	46.358	41.240	3:01.654	178.8	1:48:26.528
52	1	6:43.739	5:28.966	41.516	33.257	99.8	1:55:10.267
53	1	1:59.438	46.432	39.579	33.427	180.0	1:57:09.705
54	1	1:59.866	45.800	40.259	33.807	184.9	1:59:09.571
55	1	1:58.721	45.485	39.755	33.481	188.8	2:01:08.292
56	1	2:02.328	47.532	40.798	33.998	181.8	2:03:10.620
57	1	1:59.256	45.844	39.960	33.452	189.1	2:05:09.876
58	1	2:00.907	45.997	41.275	33.635	189.1	2:07:10.783
59	1	1:59.886	46.931	40.102	32.853	188.4	2:09:10.669
60	1	1:59.986	45.686	40.686	33.614	191.1	2:11:10.655
61	1	1:59.150	45.901	39.826	33.423	185.5	2:13:09.805
62	1	2:00.741	45.803	40.120	34.818	182.7	2:15:10.546
63	1	2:00.564	46.795	40.180	33.589	178.5	2:17:11.110
64	1	1:58.932	45.755	39.999	33.178	184.3	2:19:10.042
65	1	1:58.886	45.779	39.888	33.219	190.1	2:21:08.928
66	1	1:57.817	45.375	39.290	33.152	192.1	2:23:06.745
67	1	2:00.137	46.503	40.619	33.015	190.8	2:25:06.882
68	1	1:59.778	46.460	40.060	33.258	191.1	2:27:06.660
69	1	7:20.541 P	45.209	44.941	5:50.391	193.2	2:34:27.201
70	1	4:52.465	3:37.725	40.465	34.275	98.0	2:39:19.666
71	1	2:00.959	46.356	41.399	33.204	183.3	2:41:20.625
72	1	2:02.296	46.760	41.897	33.639	188.8	2:43:22.921
73	1	1:59.506	45.855	39.959	33.692	181.8	2:45:22.427
74	1	1:59.558	45.880	40.061	33.617	183.6	2:47:21.985
75	1	2:00.576	46.148	40.995	33.433	183.3	2:49:22.561
76	1	1:59.690	46.258	40.006	33.426	187.8	2:51:22.251
77	1	1:59.005	45.818	39.683	33.504	182.7	2:53:21.256
78	1	2:00.870	46.869	40.204	33.797	173.0	2:55:22.126
79	1	1:59.951	45.838	40.670	33.443	189.8	2:57:22.077
80	1	1:58.927	45.905	39.776	33.246	189.8	2:59:21.004
81	1	1:59.399	45.953	39.755	33.691	184.3	3:01:20.403
82	1	1:59.684	46.015	40.181	33.488	192.1	3:03:20.087
83	1	2:00.931	46.427	40.866	33.638	177.6	3:05:21.018
84	1	1:59.074	45.830	39.905	33.339	192.1	3:07:20.092
85	1	1:59.965	45.831	40.830	33.304	189.8	3:09:20.057
86	1	1:58.667	45.751	39.639	33.277	190.4	3:11:18.724
87	1	2:00.012	45.829	40.832	33.351	194.9	3:13:18.736
88	1	2:00.108	46.638	39.932	33.538	185.2	3:15:18.844
89	1	1:58.678	45.833	39.532	33.313	186.8	3:17:17.522
90	1	1:58.654	45.591	39.931	33.132	188.8	3:19:16.176
91	1	1:58.505	45.746	39.512	33.247	190.4	3:21:14.681
92	1	1:59.675	46.145	40.521	33.009	188.4	3:23:14.356

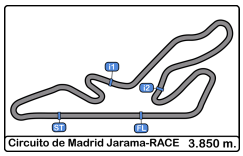

Circuito de Madrid Jarama - RACE

XI UV Endurance RACE Jarama

Carrera 8 horas resistencia

Tiempos Por Vuelta

4 M&M RACING TEAM BMW 325

3 ESCUDERIA CENTRO

Vta.	D	Tiempo	Sector 1	Sector 2	Sector 3	V. Max.	Elapsed
93	1	1:58.744	45.687	39.724	33.333	189.8	3:25:13.100
94	1	1:59.334	45.686	40.141	33.507	185.8	3:27:12.434
95	1	2:02.122	46.178	42.644	33.300	183.9	3:29:14.556
96	1	1:58.601	45.450	40.107	33.044	186.2	3:31:13.157
97	1	1:57.663	45.291	39.385	32.987	188.1	3:33:10.820
98	1	1:59.169	45.729	39.903	33.537	182.4	3:35:09.989
99	1	1:57.911	45.621	39.390	32.900	186.2	3:37:07.900
100	1	1:58.311	45.699	39.403	33.209	185.8	3:39:06.211
101	1	1:58.789	46.754	39.300	32.735	184.6	3:41:05.000
102	1	2:00.520	45.869	40.741	33.910	190.1	3:43:05.520
103	1	1:58.023	45.325	39.765	32.933	189.4	3:45:03.543
104	1	1:58.480	45.198	39.708	33.574	186.8	3:47:02.023
105	1	1:58.661	45.379	40.156	33.126	189.4	3:49:00.684
106	1	1:57.457	45.495	39.165	32.797	183.9	3:50:58.141
107	1	1:58.499	45.341	39.891	33.267	186.2	3:52:56.640
108	1	1:57.270	45.315	39.115	32.840	181.2	3:54:53.910
109	1	1:58.189	45.518	39.510	33.161	185.2	3:56:52.099
110	1	1:59.570	46.153	40.196	33.221	181.8	3:58:51.669
111	1	2:07.317	46.029	40.701	40.587	184.6	4:00:58.986
112	1	1:58.538	46.276	39.362	32.900	158.5	4:02:57.524
113	1	1:59.586	46.361	39.561	33.664	180.9	4:04:57.110
114	1	5:39.887 P	47.291	39.982	4:12.614	182.7	4:10:36.997
115	1	7:28.368	6:12.646	41.395	34.327	96.8	4:18:05.365
116	1	2:02.230	47.193	40.681	34.356	170.0	4:20:07.595
117	1	2:01.476	46.505	41.251	33.720	174.4	4:22:09.071
118	1	2:01.093	46.478	41.122	33.493	173.3	4:24:10.164
119	1	2:02.207	46.445	40.726	35.036	180.9	4:26:12.371
120	1	2:01.162	46.440	40.732	33.990	177.6	4:28:13.533
121	1	2:01.391	46.156	41.185	34.050	179.7	4:30:14.924
122	1	2:00.919	46.699	40.324	33.896	188.1	4:32:15.843
123	1	2:01.785	47.363	40.520	33.902	175.0	4:34:17.628
124	1	2:01.867	46.416	41.312	34.139	177.3	4:36:19.495
125	1	2:02.471	47.008	41.432	34.031	169.8	4:38:21.966
126	1	2:00.607	46.962	40.320	33.325	183.6	4:40:22.573
127	1	1:59.851	45.883	40.152	33.816	179.7	4:42:22.424
128	1	2:02.846	47.769	41.455	33.622	171.7	4:44:25.270
129	1	2:01.681	46.647	41.618	33.416	178.5	4:46:26.951
130	1	2:00.296	45.932	40.723	33.641	182.4	4:48:27.247
131	1	2:00.163	46.198	40.498	33.467	175.8	4:50:27.410
132	1	2:01.500	46.692	40.825	33.983	169.0	4:52:28.910
133	1	2:02.229	46.538	41.777	33.914	174.7	4:54:31.139
134	1	2:01.619	46.149	41.585	33.885	179.1	4:56:32.758
135	1	2:00.232	46.153	40.403	33.676	179.1	4:58:32.990
136	1	2:01.222	46.450	40.688	34.084	176.1	5:00:34.212
137	1	2:00.694	46.446	40.411	33.837	175.6	5:02:34.906
138	1	2:01.334	46.777	40.649	33.908	165.6	5:04:36.240
139	1	2:03.008	47.053	41.436	34.519	175.8	5:06:39.248
140	1	2:02.713	46.901	41.651	34.161	175.8	5:08:41.961
141	1	4:27.140 P	46.253	41.735	2:59.152	177.9	5:13:09.101
142	1	6:41.181	5:28.048	39.924	33.209	99.6	5:19:50.282
143	1	1:58.189	45.583	39.286	33.320	180.0	5:21:48.471

4 M&M RACING TEAM BMW 325

3 ESCUDERIA CENTRO

Vta.	D	Tiempo	Sector 1	Sector 2	Sector 3	V. Max.	Elapsed
144	1	2:00.700	46.258	41.023	33.419	179.1	5:23:49.171
145	1	2:00.271	46.176	40.068	34.027	181.2	5:25:49.442
146	1	2:00.104	46.199	40.534	33.371	179.4	5:27:49.546
147	1	2:00.284	46.434	40.457	33.393	182.4	5:29:49.830
148	1	2:00.134	46.346	39.768	34.020	182.7	5:31:49.964
149	1	1:59.060	45.766	40.082	33.212	182.7	5:33:49.024
150	1	1:58.516	45.876	39.502	33.138	173.6	5:35:47.540
151	1	1:58.832	45.951	39.612	33.269	184.9	5:37:46.372
152	1	1:58.793	45.398	40.337	33.058	187.5	5:39:45.165
153	1	2:00.239	47.369	39.809	33.061	185.8	5:41:45.404
154	1	1:59.731	46.087	40.205	33.439	182.7	5:43:45.135
155	1	2:01.335	47.726	40.543	33.066	180.0	5:45:46.470
156	1	1:58.173	45.489	39.474	33.210	186.8	5:47:44.643
157	1	1:58.216	45.558	39.679	32.979	187.1	5:49:42.859
158	1	2:01.209	46.627	40.730	33.852	179.4	5:51:44.068
159	1	1:59.848	46.385	40.039	33.424	172.5	5:53:43.916
160	1	1:59.723	46.370	39.918	33.435	166.9	5:55:43.639
161	1	1:59.365	46.020	40.014	33.331	181.2	5:57:43.004
162	1	1:58.494	45.834	39.584	33.076	178.8	5:59:41.498
163	1	1:59.616	45.778	40.556	33.282	186.5	6:01:41.114
164	1	2:00.637	45.670	41.613	33.354	182.1	6:03:41.751
165	1	1:59.778	45.986	39.997	33.795	186.2	6:05:41.529
166	1	2:00.136	46.486	39.744	33.906	173.6	6:07:41.665
167	1	2:02.603	47.749	41.078	33.776	177.0	6:09:44.268
168	1	2:02.321	47.395	40.962	33.964	172.8	6:11:46.589
169	1	2:00.923	46.600	40.599	33.724	177.3	6:13:47.512
170	1	2:01.957	47.233	40.666	34.058	181.8	6:15:49.469
171	1	2:02.762	47.608	40.903	34.251	164.1	6:17:52.231
172	1	2:00.330	45.965	40.695	33.670	178.8	6:19:52.561
173	1	2:02.243	46.341	41.808	34.094	181.2	6:21:54.804
174	1	2:03.696	46.837	42.325	34.534	175.8	6:23:58.500
175	1	2:04.603	47.384	42.124	35.095	180.0	6:26:03.103
176	1	5:16.979 P	47.857	44.145	3:44.977	170.3	6:31:20.082
177	1	6:08.093	4:48.431	43.928	35.734	88.0	6:37:28.175
178	1	2:06.928	46.963	43.647	36.318	168.4	6:39:35.103
179	1	2:07.263	49.562	43.350	34.351	169.2	6:41:42.366
180	1	2:23.292	48.299	52.225	42.768	166.1	6:44:05.658
181	1	4:12.992	59.696	1:57.468	1:15.828	126.6	6:48:18.650
182	1	2:37.630	57.992	52.905	46.733	121.4	6:50:56.280
183	1	2:26.008	58.104	51.132	36.772	122.1	6:53:22.288
184	1	2:03.279	47.299	41.878	34.102	171.4	6:55:25.567
185	1	2:03.526	46.869	42.486	34.171	185.2	6:57:29.093
186	1	2:06.800	47.671	43.607	35.522	175.0	6:59:35.893
187	1	2:04.579	47.332	42.500	34.747	180.0	7:01:40.472
188	1	2:06.835	47.351	43.071	36.413	179.1	7:03:47.307
189	1	2:05.466	47.813	43.340	34.313	168.7	7:05:52.773
190	1	2:02.996	47.087	41.441	34.468	180.0	7:07:55.769
191	1	2:04.957	47.617	42.835	34.505	166.9	7:10:00.726
192	1	2:06.395	48.062	43.077	35.256	176.4	7:12:07.121
193	1	2:06.377	48.259	42.708	35.410	175.8	7:14:13.498
194	1	2:12.841	49.139	46.824	36.878	156.9	7:16:26.339

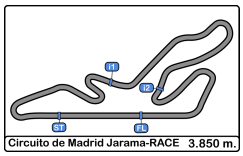

Circuito de Madrid Jarama - RACE

XI UV Endurance RACE Jarama

Carrera 8 horas resistencia

Tiempos Por Vuelta

4 M&M RACING TEAM BMW 325

3 ESCUDERIA CENTRO

Vta.	D	Tiempo	Sector 1	Sector 2	Sector 3	V. Max.	Elapsed
195	1	2:07.983	49.878	43.694	34.411	150.6	7:18:34.322
196	1	2:02.186	46.692	41.742	33.752	175.0	7:20:36.508
197	1	2:01.032	46.538	40.885	33.609	182.1	7:22:37.540
198	1	2:03.744	46.601	42.277	34.866	175.6	7:24:41.284
199	1	2:00.623	46.677	40.291	33.655	186.2	7:26:41.907
200	1	2:01.481	46.510	41.547	33.424	173.6	7:28:43.388
201	1	2:01.586	46.662	41.399	33.525	163.8	7:30:44.974
202	1	2:00.689	46.308	40.896	33.485	170.6	7:32:45.663
203	1	2:02.376	46.754	41.842	33.780	172.5	7:34:48.039
204	1	2:03.192	47.269	40.850	35.073	170.6	7:36:51.231
205	1	2:02.528	47.056	41.699	33.773	176.1	7:38:53.759
206	1	2:01.880	46.704	40.563	34.613	178.2	7:40:55.639
207	1	2:01.672	46.163	41.208	34.301	191.8	7:42:57.311
208	1	2:02.303	47.160	41.236	33.907	178.2	7:44:59.614
209	1	2:02.520	47.213	41.192	34.115	176.1	7:47:02.134
210	1	2:02.722	46.999	42.114	33.609	177.9	7:49:04.856
211	1	2:02.832	47.219	41.259	34.354	178.2	7:51:07.688
212	1	2:02.204	47.154	41.099	33.951	162.6	7:53:09.892
213	1	2:02.663	47.243	41.340	34.080	168.4	7:55:12.555
214	1	2:02.815	47.544	41.234	34.037	169.2	7:57:15.370
215	1	2:02.455	47.008	40.922	34.525	168.7	7:59:17.825
216	1	2:01.810	46.195	41.711	33.904	176.7	8:01:19.635
217	1	2:02.815	46.829	41.740	34.246	171.4	8:03:22.450

5 NO BRAIN TEAM BMW 325

3 ULTIMA VUELTA

Vta.	D	Tiempo	Sector 1	Sector 2	Sector 3	V. Max.	Elapsed
1	1	2:31:44.309 P	2:29:31.425	1:07.505	1:05.379	72.5	2:31:44.309
2	1	4:28.990	3:11.664	42.607	34.719	91.8	2:36:13.299
3	1	2:02.326	47.471	40.815	34.040	171.7	2:38:15.625
4	1	2:02.739	47.407	41.088	34.244	168.7	2:40:18.364
5	1	2:00.770	46.697	40.294	33.779	182.7	2:42:19.134
6	1	2:00.771	46.304	40.303	34.164	184.3	2:44:19.905
7	1	2:00.859	47.118	40.115	33.626	181.5	2:46:20.764
8	1	2:01.405	46.699	40.870	33.836	186.8	2:48:22.169
9	1	2:02.008	47.243	40.890	33.875	185.8	2:50:24.177
10	1	2:02.796	46.938	40.864	34.994	185.8	2:52:26.973
11	1	2:00.372	46.328	40.205	33.839	183.6	2:54:27.345
12	1	2:00.721	46.410	40.449	33.862	182.7	2:56:28.066
13	1	2:01.657	46.976	40.607	34.074	180.9	2:58:29.723
14	1	2:01.057	46.566	40.983	33.508	188.4	3:00:30.780
15	1	1:59.631	46.141	40.007	33.483	188.4	3:02:30.411
16	1	2:02.689	45.896	40.961	35.832	189.4	3:04:33.100
17	1	1:58.922	46.047	39.613	33.262	190.4	3:06:32.022
18	1	2:02.079	47.695	40.838	33.546	183.6	3:08:34.101
19	1	1:58.038	45.453	39.148	33.437	192.1	3:10:32.139
20	1	1:58.917	45.451	40.119	33.347	191.4	3:12:31.056
21	1	2:00.871	46.142	41.497	33.232	191.8	3:14:31.927
22	1	1:59.123	45.679	40.040	33.404	180.9	3:16:31.050
23	1	1:59.756	46.098	40.302	33.356	177.0	3:18:30.806
24	1	1:58.861	45.589	39.906	33.366	193.5	3:20:29.667

5 NO BRAIN TEAM BMW 325

3 ULTIMA VUELTA

Vta.	D	Tiempo	Sector 1	Sector 2	Sector 3	V. Max.	Elapsed
25	1	2:00.386	46.258	40.417	33.711	186.8	3:22:30.053
26	1	2:00.667	46.315	40.517	33.835	181.8	3:24:30.720
27	1	2:00.705	46.304	40.606	33.795	180.6	3:26:31.425
28	1	4:55.267 P	46.317	40.882	3:28.068	182.7	3:31:26.692
29	1	12:19.487	11:01.278	43.626	34.583	93.2	3:43:46.179
30	1	2:01.907	46.657	39.731	35.519	184.9	3:45:48.086
31	1	2:01.163	46.363	40.955	33.845	185.2	3:47:49.249
32	1	2:01.944	47.940	40.524	33.480	181.2	3:49:51.193
33	1	2:00.226	45.934	40.089	34.203	187.5	3:51:51.419
34	1	2:00.649	46.324	40.608	33.717	185.2	3:53:52.068
35	1	2:01.014	47.063	40.358	33.593	187.5	3:55:53.082
36	1	2:00.174	46.375	39.951	33.848	184.9	3:57:53.256
37	1	2:01.348	46.548	40.836	33.964	184.9	3:59:54.604
38	1	2:03.418	47.027	42.261	34.130	177.3	4:01:58.022
39	1	1:59.654	46.127	39.856	33.671	186.2	4:03:57.676
40	1	1:59.470	46.018	39.745	33.707	188.8	4:05:57.146
41	1	2:01.897	46.825	41.039	34.033	189.8	4:07:59.043
42	1	1:59.521	46.089	39.814	33.618	189.1	4:09:58.564
43	1	1:59.705	46.188	39.903	33.614	186.2	4:11:58.269
44	1	2:00.204	46.348	40.292	33.564	185.2	4:13:58.473
45	1	1:59.282	46.024	39.699	33.559	188.4	4:15:57.755
46	1	2:00.463	46.084	40.198	34.181	188.8	4:17:58.218
47	1	2:17.556 P	47.971	42.300	47.285	165.8	4:20:15.774
48	1	4:49.178	3:34.402	40.877	33.899	88.5	4:25:04.952
49	1	2:01.313	47.136	40.272	33.905	173.6	4:27:06.265
50	1	2:04.581	46.699	41.920	35.962	184.3	4:29:10.846
51	1	2:02.375	47.603	40.488	34.284	172.8	4:31:13.221
52	1	2:00.620	46.843	39.993	33.784	181.5	4:33:13.841
53	1	4:30.311 P	46.257	42.727	3:01.327	186.5	4:37:44.152
54	1	6:51.685	5:33.384	42.421	35.880	66.1	4:44:35.837
55	1	2:05.036	48.177	42.120	34.739	180.9	4:46:40.873
56	1	2:05.036	47.895	42.139	35.002	180.9	4:48:45.909
57	1	2:05.110	48.186	41.474	35.450	183.3	4:50:51.019
58	1	2:07.269	48.271	42.428	36.570	190.1	4:52:58.288
59	1	2:04.401	48.319	41.077	35.005	177.3	4:55:02.689
60	1	2:04.452	47.583	41.491	35.378	190.4	4:57:07.141
61	1	2:04.111	48.251	41.631	34.229	188.1	4:59:11.252
62	1	2:05.490	47.255	42.864	35.371	186.8	5:01:16.742
63	1	2:04.314	48.421	41.719	34.174	153.8	5:03:21.056
64	1	2:02.123	46.774	40.936	34.413	190.4	5:05:23.179
65	1	2:02.005	46.917	41.045	34.043	191.1	5:07:25.184
66	1	2:01.939	47.095	40.786	34.058	193.2	5:09:27.123
67	1	2:02.798	47.263	41.342	34.193	193.2	5:11:29.921
68	1	2:02.258	46.926	40.643	34.689	191.1	5:13:32.179
69	1	2:04.696	47.411	41.063	36.222	185.8	5:15:36.875
70	1	2:03.437	47.116	42.048	34.273	188.8	5:17:40.312
71	1	2:01.808	46.537	41.192	34.079	193.2	5:19:42.120
72	1	2:02.576	47.640	40.192	34.744	164.6	5:21:44.696
73	1	2:06.164	49.076	42.457	34.631	165.6	5:23:50.860
74	1	4:59.094 P	47.377	40.983	3:30.734	194.2	5:28:49.954
75	1	9:48.222	8:32.750	41.580	33.892	90.9	5:38:38.176

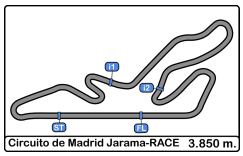

Circuito de Madrid Jarama - RACE

XI UV Endurance RACE Jarama

Carrera 8 horas resistencia

Tiempos Por Vuelta

5 NO BRAIN TEAM BMW 325

3 ULTIMA VUELTA

Vta.	D	Tiempo	Sector 1	Sector 2	Sector 3	V. Max.	Elapsed
76	1	2:03.966	47.583	41.838	34.545	162.6	5:40:42.142
77	1	2:04.420	47.867	42.333	34.220	157.6	5:42:46.562
78	1	2:03.414	47.331	42.095	33.988	173.0	5:44:49.976
79	1	2:01.099	46.877	40.493	33.729	169.0	5:46:51.075
80	1	2:01.377	46.758	40.524	34.095	180.6	5:48:52.452
81	1	2:01.860	46.658	41.546	33.656	175.0	5:50:54.312
82	1	2:00.824	46.749	40.592	33.483	169.8	5:52:55.136
83	1	2:00.000	46.309	40.223	33.468	177.6	5:54:55.136
84	1	2:00.777	46.501	40.686	33.590	179.7	5:56:55.913
85	1	2:01.138	46.988	40.517	33.633	176.7	5:58:57.051
86	1	2:00.280	46.171	40.690	33.419	185.2	6:00:57.331
87	1	2:00.085	46.146	40.095	33.844	189.1	6:02:57.416
88	1	2:00.653	46.593	40.352	33.708	176.1	6:04:58.069
89	1	2:00.328	46.355	40.304	33.669	190.4	6:06:58.397
90	1	2:01.231	46.197	41.130	33.904	185.5	6:08:59.628
91	1	2:02.648	46.820	41.918	33.910	174.4	6:11:02.276
92	1	2:01.511	46.774	41.565	33.172	181.5	6:13:03.787
93	1	1:58.890	45.703	39.724	33.463	189.1	6:15:02.677
94	1	2:00.175	46.175	40.289	33.711	185.2	6:17:02.852
95	1	2:02.221	46.755	41.511	33.955	179.4	6:19:05.073
96	1	7:57.063 P	46.626	40.435	6:30.002	187.1	6:27:02.136
97	1	6:35.641	5:19.416	41.674	34.551	88.4	6:33:37.777
98	1	2:02.903	47.456	41.235	34.212	160.7	6:35:40.680
99	1	2:01.286	46.573	40.657	34.056	189.8	6:37:41.966
100	1	2:01.012	46.679	40.725	33.608	179.1	6:39:42.978
101	1	2:01.159	46.983	40.577	33.599	171.4	6:41:44.137
102	1	2:22.152	47.360	52.024	42.768	184.3	6:44:06.289
103	1	4:13.111	59.770	1:58.120	1:15.221	119.4	6:48:19.400
104	1	2:37.787	58.343	52.465	46.979	120.5	6:50:57.187
105	1	2:24.376	57.978	50.654	35.744	120.0	6:53:21.563
106	1	1:59.749	46.379	40.041	33.329	189.1	6:55:21.312
107	1	1:59.604	45.975	40.140	33.489	193.8	6:57:20.916
108	1	2:01.824	46.078	42.044	33.702	185.8	6:59:22.740
109	1	2:04.857	46.864	42.983	35.010	168.4	7:01:27.597
110	1	4:33.315 P	47.704	41.647	3:03.964	154.5	7:06:00.912
111	1	7:59.158	6:41.143	42.887	35.128	76.4	7:14:00.070
112	1	2:04.841	48.394	41.272	35.175	190.4	7:16:04.911
113	1	2:03.964	47.915	41.339	34.710	190.4	7:18:08.875
114	1	2:03.867	48.503	41.249	34.115	161.6	7:20:12.742
115	1	2:01.863	47.348	40.554	33.961	194.2	7:22:14.605
116	1	2:03.462	47.113	41.799	34.550	195.6	7:24:18.067
117	1	2:04.925	47.168	41.741	36.016	191.1	7:26:22.992
118	1	2:03.910	47.787	41.700	34.423	184.3	7:28:26.902
119	1	2:05.927	48.305	42.733	34.889	193.8	7:30:32.829
120	1	2:15.911 P	47.571	42.226	46.114	190.4	7:32:48.740
121	1	9:37.907	8:21.691	41.802	34.414	86.7	7:42:26.647
122	1	2:03.103	47.198	42.037	33.868	174.4	7:44:29.750
123	1	2:01.909	46.037	40.977	34.895	188.1	7:46:31.659
124	1	2:01.051	46.543	40.692	33.816	181.5	7:48:32.710
125	1	2:00.793	46.399	40.745	33.649	187.8	7:50:33.503
126	1	2:01.647	46.650	41.141	33.856	186.2	7:52:35.150

5 NO BRAIN TEAM BMW 325

3 ULTIMA VUELTA

Vta.	D	Tiempo	Sector 1	Sector 2	Sector 3	V. Max.	Elapsed
127	1	2:02.928	47.352	41.323	34.253	185.8	7:54:38.078
128	1	2:03.843	46.744	42.006	35.093	183.6	7:56:41.921
129	1	2:03.372	46.794	41.851	34.727	182.1	7:58:45.293
130	1	2:02.583	46.971	41.279	34.333	180.9	8:00:47.876
131	1	2:02.499	46.779	41.489	34.231	177.9	8:02:50.375
132	1	2:04.672	48.241	41.817	34.614	149.5	8:04:55.047

6 GLOBAL CAR ADVISOR BMW 325

3 ULTIMA VUELTA

Vta.	D	Tiempo	Sector 1	Sector 2	Sector 3	V. Max.	Elapsed
1	1	2:17.247	1:00.810	41.990	34.447	160.0	2:17.247
2	1	2:01.658	48.071	40.231	33.356	171.7	4:18.905
3	1	1:58.618	46.038	39.730	32.850	183.0	6:17.523
4	1	1:59.561	45.697	40.014	33.850	186.5	8:17.084
5	1	2:01.022	46.536	40.837	33.649	183.6	10:18.106
6	1	2:00.470	46.667	40.322	33.481	183.6	12:18.576
7	1	2:01.161	46.418	40.765	33.978	174.4	14:19.737
8	1	2:01.339	46.856	40.832	33.651	181.5	16:21.076
9	1	4:13.834 P	50.017	1:04.268	2:19.549	171.9	20:34.910
10	1	16:18.325	15:05.619	39.221	33.485	92.6	36:53.235
11	1	2:04.208	45.005	38.443	40.760	184.6	38:57.443
12	1	1:59.022	45.775	40.260	32.987	188.1	40:56.465
13	1	1:57.148	45.007	39.263	32.878	191.4	42:53.613
14	1	1:57.986	45.398	39.511	33.077	187.8	44:51.599
15	1	1:56.483	44.706	38.976	32.801	194.9	46:48.082
16	1	1:56.439	45.133	38.419	32.887	190.1	48:44.521
17	1	1:57.816	45.785	38.983	33.048	183.9	50:42.337
18	1	1:58.489	45.429	39.940	33.120	187.1	52:40.826
19	1	1:56.783	45.354	38.725	32.704	178.5	54:37.609
20	1	1:58.498	45.463	39.374	33.661	183.0	56:36.107
21	1	1:57.772	45.739	39.122	32.911	185.8	58:33.879
22	1	1:57.275	45.455	39.048	32.772	188.1	1:00:31.154
23	1	1:58.966	45.534	39.434	33.998	191.4	1:02:30.120
24	1	7:12.020 P	53.206	1:04.429	5:14.385	132.3	1:09:42.140
25	1	4:51.260	3:35.963	41.478	33.819	92.0	1:14:33.400
26	1	2:16.751	52.702	50.332	33.717	140.4	1:16:50.151
27	1	1:57.164	45.489	38.627	33.048	191.1	1:18:47.315
28	1	1:56.454	45.042	38.761	32.651	190.8	1:20:43.769
29	1	1:58.580	45.656	39.068	33.856	187.8	1:22:42.349
30	1	1:58.386	46.034	38.993	33.359	186.5	1:24:40.735
31	1	1:57.544	45.354	39.128	33.062	184.9	1:26:38.279
32	1	2:01.115	46.497	40.809	33.809	192.8	1:28:39.394
33	1	1:56.984	45.428	38.767	32.789	188.8	1:30:36.378
34	1	1:57.359	45.237	39.438	32.684	193.5	1:32:33.737
35	1	1:57.268	45.673	38.811	32.784	193.8	1:34:31.005
36	1	1:57.202	45.276	39.084	32.842	189.8	1:36:28.207
37	1	1:57.315	45.334	38.775	33.206	193.2	1:38:25.522
38	1	1:57.901	45.561	38.971	33.369	191.4	1:40:23.423
39	1	1:56.995	45.202	38.998	32.795	193.5	1:42:20.418
40	1	1:56.988	45.462	38.848	32.678	192.1	1:44:17.406
41	1	1:57.950	45.176	39.776	32.998	192.1	1:46:15.356

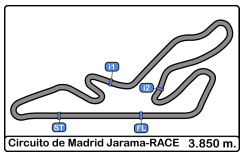

Circuito de Madrid Jarama - RACE

XI UV Endurance RACE Jarama

Carrera 8 horas resistencia

Tiempos Por Vuelta

6 GLOBAL CAR ADVISOR BMW 325

3 ULTIMA VUELTA

Vta.	D	Tiempo	Sector 1	Sector 2	Sector 3	V. Max.	Elapsed
42	1	1:58.157	45.364	39.301	33.492	192.1	1:48:13.513
43	1	1:58.543	45.544	40.026	32.973	192.5	1:50:12.056
44	1	1:57.283	45.066	38.991	33.226	193.8	1:52:09.339
45	1	1:56.855	45.097	38.788	32.970	194.9	1:54:06.194
46	1	1:56.619	45.185	38.656	32.778	192.1	1:56:02.813
47	1	1:56.670	45.156	38.601	32.913	194.2	1:57:59.483
48	1	1:57.870	45.405	39.661	32.804	190.4	1:59:57.353
49	1	1:58.600	45.319	38.966	34.315	189.4	2:01:55.953
50	1	1:56.735	45.376	38.653	32.706	184.3	2:03:52.688
51	1	1:56.591	45.335	38.654	32.602	196.3	2:05:49.279
52	1	1:59.301	45.751	39.444	34.106	188.1	2:07:48.580
53	1	1:57.766	45.481	38.984	33.301	190.4	2:09:46.346
54	1	1:57.745	45.498	39.341	32.906	197.0	2:11:44.091
55	1	1:56.986	45.394	38.625	32.967	188.8	2:13:41.077
56	1	1:57.459	45.346	39.465	32.648	192.1	2:15:38.536
57	1	1:59.132	45.490	40.899	32.743	189.4	2:17:37.668
58	1	1:56.844	45.249	38.824	32.771	189.4	2:19:34.512
59	1	1:57.719	45.249	39.117	33.353	190.1	2:21:32.231
60	1	1:58.172	45.706	39.287	33.179	191.1	2:23:30.403
61	1	1:57.626	45.721	38.863	33.042	194.9	2:25:28.029
62	1	1:58.043	45.496	39.629	32.918	189.4	2:27:26.072
63	1	6:35.671 P	47.483	47.547	5:00.641	193.2	2:34:01.743
64	1	6:40.846	5:17.905	46.700	36.241	57.7	2:40:42.589
65	1	2:10.550	50.827	44.037	35.686	150.2	2:42:53.139
66	1	2:07.266	49.319	43.221	34.726	136.1	2:45:00.405
67	1	2:04.334	47.470	42.369	34.495	175.3	2:47:04.739
68	1	2:03.602	46.992	42.073	34.537	176.7	2:49:08.341
69	1	2:04.398	47.747	41.958	34.693	179.7	2:51:12.739
70	1	2:05.618	48.427	42.218	34.973	144.1	2:53:18.357
71	1	2:08.142	50.698	42.408	35.036	132.5	2:55:26.499
72	1	2:06.961	49.031	43.077	34.853	142.4	2:57:33.460
73	1	2:10.614	49.993	43.377	37.244	140.8	2:59:44.074
74	1	2:08.298	48.679	44.257	35.362	157.4	3:01:52.372
75	1	2:19.921 P	47.628	43.881	48.412	166.1	3:04:12.293
76	1	4:31.121	3:08.572	44.327	38.222	84.2	3:08:43.414
77	1	2:06.748	49.383	42.971	34.394	161.9	3:10:50.162
78	1	2:00.824	46.401	40.665	33.758	180.9	3:12:50.986
79	1	2:00.963	46.627	40.505	33.831	186.5	3:14:51.949
80	1	1:59.721	46.045	40.471	33.205	186.8	3:16:51.670
81	1	2:00.820	46.470	40.366	33.984	188.4	3:18:52.490
82	1	2:00.239	46.229	40.625	33.385	188.1	3:20:52.729
83	1	1:59.510	46.034	40.347	33.129	189.8	3:22:52.239
84	1	2:02.155	46.855	41.661	33.639	189.1	3:24:54.394
85	1	2:01.927	46.287	41.732	33.908	184.9	3:26:56.321
86	1	2:00.472	46.763	40.300	33.409	186.2	3:28:56.793
87	1	2:00.285	46.373	40.321	33.591	184.9	3:30:57.078
88	1	2:02.608	46.178	41.877	34.553	185.5	3:32:59.686
89	1	2:01.116	46.407	41.357	33.352	187.8	3:35:00.802
90	1	2:00.381	46.217	40.359	33.805	190.1	3:37:01.183
91	1	2:02.350	46.974	41.391	33.985	188.4	3:39:03.533
92	1	2:00.377	46.493	40.476	33.408	176.7	3:41:03.910

6 GLOBAL CAR ADVISOR BMW 325

3 ULTIMA VUELTA

Vta.	D	Tiempo	Sector 1	Sector 2	Sector 3	V. Max.	Elapsed
93	1	2:02.134	46.650	40.440	35.044	190.1	3:43:06.044
94	1	2:01.955	47.210	40.955	33.790	192.8	3:45:07.999
95	1	2:00.287	46.642	40.234	33.411	184.6	3:47:08.286
96	1	2:00.851	46.485	40.907	33.459	187.5	3:49:09.137
97	1	2:01.074	46.979	40.482	33.613	179.1	3:51:10.211
98	1	1:58.349	45.581	39.774	32.994	191.8	3:53:08.560
99	1	1:59.526	46.139	39.700	33.687	189.8	3:55:08.086
100	1	1:59.671	46.104	40.206	33.361	183.6	3:57:07.757
101	1	2:00.102	46.412	40.200	33.490	192.8	3:59:07.859
102	1	2:19.472	1:04.359	40.593	34.520	185.2	4:01:27.331
103	1	4:10.932 P	46.840	41.919	2:42.173	178.8	4:05:38.263
104	1	7:07.070	5:53.866	39.849	33.355	94.8	4:12:45.333
105	1	1:59.200	46.322	39.934	32.944	180.0	4:14:44.533
106	1	1:57.700	45.683	39.137	32.880	183.9	4:16:42.233
107	1	2:08.909	54.747	40.756	33.406	190.1	4:18:51.142
108	1	1:58.231	45.894	39.552	32.785	174.4	4:20:49.373
109	1	1:57.467	45.306	39.347	32.814	188.4	4:22:46.840
110	1	1:58.380	45.625	38.964	33.791	191.1	4:24:45.220
111	1	1:57.657	45.887	38.947	32.823	181.5	4:26:42.877
112	1	1:57.880	45.825	39.523	32.532	183.9	4:28:40.757
113	1	1:56.892	45.313	38.848	32.731	193.5	4:30:37.649
114	1	1:58.056	45.440	39.229	33.387	189.8	4:32:35.705
115	1	1:57.112	45.211	38.836	33.065	193.5	4:34:32.817
116	1	1:56.898	45.123	38.818	32.957	193.8	4:36:29.715
117	1	1:58.048	45.241	39.980	32.827	188.1	4:38:27.763
118	1	1:56.354	44.849	38.679	32.826	192.1	4:40:24.117
119	1	1:58.394	45.458	39.450	33.486	188.4	4:42:22.511
120	1	1:58.126	45.581	39.336	33.209	180.0	4:44:20.637
121	1	1:57.790	45.233	39.474	33.083	190.1	4:46:18.427
122	1	1:56.551	45.203	38.742	32.606	191.8	4:48:14.978
123	1	1:57.507	45.463	38.989	33.055	186.5	4:50:12.485
124	1	1:57.396	45.210	39.224	32.962	192.8	4:52:09.881
125	1	1:58.697	45.096	40.263	33.338	188.8	4:54:08.578
126	1	1:57.614	45.204	39.641	32.769	191.8	4:56:06.192
127	1	1:57.870	45.755	39.169	32.946	189.4	4:58:04.062
128	1	1:56.698	45.054	39.016	32.628	194.2	5:00:00.760
129	1	1:58.187	45.439	39.405	33.343	189.1	5:01:58.947
130	1	1:56.974	45.510	38.828	32.636	190.8	5:03:55.921
131	1	1:57.107	45.061	39.249	32.797	192.1	5:05:53.028
132	1	1:56.889	45.473	38.710	32.706	189.4	5:07:49.917
133	1	1:57.151	45.273	39.073	32.805	190.4	5:09:47.068
134	1	1:58.216	46.306	39.131	32.779	174.4	5:11:45.284
135	1	1:57.467	45.461	39.305	32.701	192.8	5:13:42.751
136	1	1:57.815	45.696	38.890	33.229	185.2	5:15:40.566
137	1	1:57.270	45.629	38.717	32.924	190.4	5:17:37.836
138	1	1:56.831	45.378	38.723	32.730	179.1	5:19:34.667
139	1	4:59.387 P	45.170	39.425	3:34.792	191.8	5:24:34.054
140	1	6:22.378	5:09.579	40.014	32.785	99.0	5:30:56.432
141	1	1:56.370	45.065	38.888	32.417	191.4	5:32:52.802
142	1	1:56.522	44.984	38.975	32.563	196.0	5:34:49.324
143	1	1:58.017	45.839	39.538	32.640	197.8	5:36:47.341

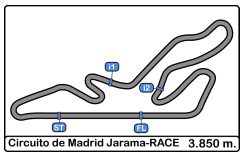

Circuito de Madrid Jarama - RACE

XI UV Endurance RACE Jarama

Carrera 8 horas resistencia

Tiempos Por Vuelta

6 GLOBAL CAR ADVISOR BMW 325

3 ULTIMA VUELTA

Vta.	D	Tiempo	Sector 1	Sector 2	Sector 3	V. Max.	Elapsed
144	1	1:56.495	44.922	38.902	32.671	193.5	5:38:43.836
145	1	1:56.742	44.826	39.023	32.893	193.5	5:40:40.578
146	1	1:56.412	45.149	38.590	32.673	189.1	5:42:36.990
147	1	1:57.229	45.144	38.497	33.588	191.4	5:44:34.219
148	1	1:58.591	46.574	39.511	32.506	194.5	5:46:32.810
149	1	1:56.147	45.145	38.759	32.243	184.9	5:48:28.957
150	1	1:56.642	44.890	39.048	32.704	190.4	5:50:25.599
151	1	1:56.212	45.182	38.793	32.237	192.8	5:52:21.811
152	1	1:55.463	44.600	38.471	32.392	182.7	5:54:17.274
153	1	1:56.167	44.849	38.713	32.605	196.3	5:56:13.441
154	1	1:56.982	45.379	38.513	33.090	191.4	5:58:10.423
155	1	1:57.197	44.843	39.175	33.179	192.1	6:00:07.620
156	1	2:04.773	45.537	39.437	39.799	186.5	6:02:12.393
157	1	1:56.286	45.085	38.757	32.444	185.8	6:04:08.679
158	1	1:56.011	44.797	38.880	32.334	188.8	6:06:04.690
159	1	1:57.757	45.047	39.711	32.999	183.0	6:08:02.447
160	1	1:56.494	44.964	38.607	32.923	189.8	6:09:58.941
161	1	1:56.836	45.129	39.038	32.669	188.8	6:11:55.777
162	1	1:55.959	44.856	38.772	32.331	191.1	6:13:51.736
163	1	1:58.033	44.681	39.293	34.059	194.5	6:15:49.769
164	1	1:56.122	45.283	38.583	32.256	173.3	6:17:45.891
165	1	1:56.735	44.578	38.985	33.172	189.1	6:19:42.626
166	1	1:56.712	45.081	39.114	32.517	190.8	6:21:39.338
167	1	1:56.325	44.835	38.888	32.602	190.1	6:23:35.663
168	1	1:59.060	45.153	40.505	33.402	195.2	6:25:34.723
169	1	1:58.920	45.387	40.337	33.196	194.9	6:27:33.643
170	1	1:59.083	45.305	40.752	33.026	196.3	6:29:32.726
171	1	1:59.226	45.302	40.847	33.077	178.5	6:31:31.952
172	1	1:58.132	45.687	39.459	32.986	189.1	6:33:30.084
173	1	1:57.130	45.014	39.158	32.958	190.1	6:35:27.214
174	1	1:59.455	44.655	40.956	33.844	198.8	6:37:26.669
175	1	1:58.601	45.150	40.411	33.040	183.6	6:39:25.270
176	1	1:57.242	45.227	39.171	32.844	193.8	6:41:22.512
177	1	6:13.049 P	45.241	42.555	4:45.253	193.2	6:47:35.561
178	1	6:22.533	5:09.869	39.981	32.683	82.8	6:53:58.094
179	1	1:57.143	45.128	38.965	33.050	191.1	6:55:55.237
180	1	1:56.840	45.058	39.036	32.746	192.5	6:57:52.077
181	1	1:56.654	44.807	39.087	32.760	197.0	6:59:48.731
182	1	1:56.594	44.755	39.146	32.693	194.9	7:01:45.325
183	1	1:57.450	45.150	39.379	32.921	192.8	7:03:42.775
184	1	1:57.368	44.855	39.300	33.213	197.0	7:05:40.143
185	1	1:57.406	45.173	39.139	33.094	192.8	7:07:37.549
186	1	1:57.114	44.961	39.323	32.830	194.5	7:09:34.663
187	1	1:57.132	45.177	39.230	32.725	192.5	7:11:31.795
188	1	1:56.478	44.898	38.862	32.718	192.1	7:13:28.273
189	1	1:56.116	44.555	38.828	32.733	198.5	7:15:24.389
190	1	1:56.219	45.081	38.648	32.490	180.6	7:17:20.608
191	1	1:56.116	44.790	38.994	32.332	191.4	7:19:16.724
192	1	1:56.169	44.367	39.299	32.503	188.1	7:21:12.893
193	1	1:55.741	44.700	38.413	32.628	198.1	7:23:08.634
194	1	1:56.119	44.851	38.727	32.541	192.8	7:25:04.753

6 GLOBAL CAR ADVISOR BMW 325

3 ULTIMA VUELTA

Vta.	D	Tiempo	Sector 1	Sector 2	Sector 3	V. Max.	Elapsed
195	1	1:55.615	44.808	38.233	32.574	196.7	7:27:00.368
196	1	1:55.646	44.533	38.333	32.780	192.5	7:28:56.014
197	1	1:56.479	45.056	38.833	32.590	188.8	7:30:52.493
198	1	1:56.463	44.947	38.787	32.729	189.8	7:32:48.956
199	1	1:56.942	44.392	39.357	33.193	195.6	7:34:45.898
200	1	2:13.087	44.820	39.527	48.740	194.5	7:36:58.985
201	1	1:57.868	45.528	39.243	33.097	172.2	7:38:56.853
202	1	1:57.252	44.945	39.528	32.779	186.5	7:40:54.105
203	1	1:56.917	44.702	39.368	32.847	196.0	7:42:51.022
204	1	1:58.176	45.693	39.767	32.716	176.4	7:44:49.198
205	1	1:59.598	45.331	41.070	33.197	181.5	7:46:48.796
206	1	1:57.593	44.898	39.844	32.851	185.8	7:48:46.389
207	1	1:58.946	45.262	40.030	33.654	178.5	7:50:45.335
208	1	1:59.877	47.503	39.675	32.699	177.0	7:52:45.212
209	1	1:58.194	45.011	40.714	32.469	185.2	7:54:43.406
210	1	1:56.249	44.871	38.724	32.654	182.7	7:56:39.655
211	1	1:58.424	45.021	39.086	34.317	193.5	7:58:38.079
212	1	2:07.101	47.337	45.487	34.277	175.0	8:00:45.180
213	1	2:02.641	47.554	41.285	33.802	174.1	8:02:47.821
214	1	2:04.211	48.840	42.025	33.346	156.2	8:04:52.032

7 JDM MOTOR 2 BMW E36

3 ULTIMA VUELTA

Vta.	D	Tiempo	Sector 1	Sector 2	Sector 3	V. Max.	Elapsed
1	1	2:18.891	52.783	39.642	46.466	161.9	2:18.891
2	1	2:01.631	47.405	40.500	33.726	174.7	4:20.522
3	1	2:00.119	45.881	39.741	34.497	189.1	6:20.641
4	1	1:58.014	45.394	39.567	33.053	194.2	8:18.655
5	1	2:00.083	45.696	40.526	33.861	200.0	10:18.738
6	1	1:58.085	45.295	39.717	33.073	189.4	12:16.823
7	1	1:58.461	45.092	40.069	33.300	196.7	14:15.284
8	1	1:58.548	45.461	39.868	33.219	193.8	16:13.832
9	1	1:58.242	45.229	39.758	33.255	193.8	18:12.074
10	1	1:58.913	45.531	39.576	33.806	191.8	20:10.987
11	1	1:58.502	45.579	39.721	33.202	191.4	22:09.489
12	1	1:58.331	45.379	39.661	33.291	193.8	24:07.820
13	1	1:58.293	45.818	39.344	33.131	190.4	26:06.113
14	1	1:58.503	45.684	39.706	33.113	197.8	28:04.616
15	1	1:57.847	45.192	39.456	33.199	194.5	30:02.463
16	1	1:57.890	45.384	39.572	32.934	188.1	32:00.353
17	1	1:57.878	45.180	39.496	33.202	193.5	33:58.231
18	1	1:57.886	45.142	39.715	33.029	192.8	35:56.117
19	1	1:57.770	45.197	39.562	33.011	197.4	37:53.887
20	1	1:58.072	44.943	39.481	33.648	196.7	39:51.959
21	1	1:57.963	45.327	39.290	33.346	193.8	41:49.922
22	1	1:58.058	44.890	39.622	33.546	198.8	43:47.980
23	1	1:58.933	45.161	39.571	34.201	196.7	45:46.913
24	1	1:57.895	45.270	39.529	33.096	191.4	47:44.808
25	1	1:57.836	45.068	39.362	33.406	191.8	49:42.644
26	1	1:59.232	45.722	40.300	33.210	195.2	51:41.876
27	1	1:59.875	45.982	39.986	33.907	187.5	53:41.751

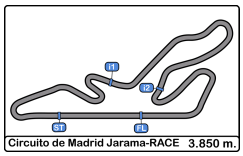

Circuito de Madrid Jarama - RACE

XI UV Endurance RACE Jarama

Carrera 8 horas resistencia

Tiempos Por Vuelta

7 JDM MOTOR 2 BMW E36

3 ULTIMA VUELTA

Vta.	D	Tiempo	Sector 1	Sector 2	Sector 3	V. Max.	Elapsed
28	1	1:59.036	45.693	39.737	33.606	193.2	55:40.787
29	1	2:00.099	45.168	40.161	34.770	198.1	57:40.886
30	1	1:59.197	46.847	39.696	32.654	188.4	59:40.083
31	1	1:59.431	45.873	40.132	33.426	201.8	1:01:39.514
32	1	3:32.287	1:14.462	1:22.675	55.150	126.1	1:05:11.801
33	1	3:35.731	1:18.011	1:17.798	59.922	77.4	1:08:47.532
34	1	2:09.196	51.047	43.065	35.084	149.7	1:10:56.728
35	1	2:15.327	48.698	42.918	43.711	175.8	1:13:12.055
36	1	2:54.660	1:07.815	1:03.076	43.769	83.9	1:16:06.715
37	1	1:59.290	46.380	39.375	33.535	190.8	1:18:06.005
38	1	1:58.013	45.656	39.453	32.904	183.9	1:20:04.018
39	1	1:57.291	45.023	39.103	33.165	191.4	1:22:01.309
40	1	1:57.814	45.911	39.174	32.729	191.1	1:23:59.123
41	1	1:56.940	45.015	39.059	32.866	194.9	1:25:56.063
42	1	1:57.965	45.246	39.389	33.330	196.0	1:27:54.028
43	1	1:57.328	45.238	39.232	32.858	188.8	1:29:51.356
44	1	1:57.640	44.823	39.751	33.066	198.1	1:31:48.996
45	1	1:58.082	45.444	39.541	33.097	193.8	1:33:47.078
46	1	1:58.506	45.530	39.382	33.594	187.8	1:35:45.584
47	1	1:58.365	45.843	39.519	33.003	186.5	1:37:43.949
48	1	1:58.389	45.371	39.603	33.415	197.4	1:39:42.338
49	1	4:40.202 P	46.086	40.082	3:14.034	188.4	1:44:22.540
50	1	6:30.189	5:15.126	40.791	34.272	83.0	1:50:52.729
51	1	2:01.308	46.482	40.166	34.660	191.1	1:52:54.037
52	1	2:00.113	46.289	40.000	33.824	193.5	1:54:54.150
53	1	2:00.035	45.886	40.392	33.757	194.9	1:56:54.185
54	1	1:59.381	45.547	39.941	33.893	195.6	1:58:53.566
55	1	1:59.195	46.002	39.477	33.716	191.1	2:00:52.761
56	1	2:00.244	46.403	39.403	34.438	194.2	2:02:53.005
57	1	1:59.494	45.822	39.736	33.936	196.7	2:04:52.499
58	1	1:59.474	46.102	39.733	33.639	195.6	2:06:51.973
59	1	1:59.261	45.861	39.792	33.608	195.2	2:08:51.234
60	1	1:59.871	46.893	39.597	33.381	187.5	2:10:51.105
61	1	1:59.775	46.291	39.624	33.860	193.8	2:12:50.880
62	1	2:00.003	46.214	39.804	33.985	194.2	2:14:50.883
63	1	1:59.363	45.990	39.693	33.680	193.5	2:16:50.246
64	1	2:00.383	46.052	40.547	33.784	196.3	2:18:50.629
65	1	1:59.010	45.704	39.576	33.730	195.6	2:20:49.639
66	1	1:59.700	46.014	39.689	33.997	196.3	2:22:49.339
67	1	2:01.250	46.090	41.125	34.035	194.2	2:24:50.589
68	1	1:59.780	45.876	40.227	33.677	196.7	2:26:50.369
69	1	5:02.155 P	45.760	44.863	3:31.532	194.9	2:31:52.524
70	1	6:13.651	5:00.021	39.909	33.721	83.2	2:38:06.175
71	1	1:59.587	45.494	40.863	33.230	194.9	2:40:05.762
72	1	1:58.977	45.838	39.581	33.558	191.8	2:42:04.739
73	1	1:58.783	45.810	39.588	33.385	196.0	2:44:03.522
74	1	1:58.369	45.480	39.609	33.280	194.5	2:46:01.891
75	1	1:59.874	46.467	39.622	33.785	194.9	2:48:01.765
76	1	1:59.332	45.439	39.724	34.169	195.6	2:50:01.097
77	1	1:59.943	46.030	40.007	33.906	193.2	2:52:01.040
78	1	2:00.931	46.376	40.495	34.060	194.5	2:54:01.971

7 JDM MOTOR 2 BMW E36

3 ULTIMA VUELTA

Vta.	D	Tiempo	Sector 1	Sector 2	Sector 3	V. Max.	Elapsed
79	1	1:58.861	45.412	39.559	33.890	195.6	2:56:00.832
80	1	2:00.366	46.601	39.804	33.961	194.9	2:58:01.198
81	1	1:59.993	46.369	39.797	33.827	192.8	3:00:01.191
82	1	1:59.211	45.869	39.670	33.672	193.2	3:02:00.402
83	1	1:59.848	46.092	39.528	34.228	190.4	3:04:00.250
84	1	1:58.923	45.499	39.533	33.891	194.2	3:05:59.173
85	1	1:59.111	45.494	39.790	33.827	195.6	3:07:58.284
86	1	1:59.541	45.728	39.873	33.940	194.2	3:09:57.825
87	1	1:59.455	46.172	39.495	33.788	193.5	3:11:57.280
88	1	1:57.996	45.330	39.134	33.532	196.3	3:13:55.276
89	1	1:58.745	45.476	39.454	33.815	195.2	3:15:54.021
90	1	1:59.673	45.673	40.104	33.896	193.2	3:17:53.694
91	1	1:59.465	46.015	39.532	33.918	191.8	3:19:53.159
92	1	1:59.907	45.870	39.670	34.367	192.5	3:21:53.066
93	1	1:59.261	45.811	39.810	33.640	190.1	3:23:52.327
94	1	2:00.567	46.045	40.251	34.271	190.4	3:25:52.894
95	1	1:59.411	45.930	40.081	33.400	187.1	3:27:52.305
96	1	1:58.437	45.631	39.306	33.500	194.2	3:29:50.742
97	1	1:58.527	45.724	39.484	33.319	196.3	3:31:49.269
98	1	1:58.001	45.340	39.231	33.430	199.2	3:33:47.270
99	1	1:59.199	46.077	39.097	34.025	194.5	3:35:46.469
100	1	1:58.856	46.056	39.309	33.491	192.5	3:37:45.325
101	1	4:49.366 P	45.681	39.512	3:24.173	186.2	3:42:34.691
102	1	6:16.031	5:00.344	41.497	34.190	84.1	3:48:50.722
103	1	1:59.644	46.321	39.766	33.557	186.2	3:50:50.366
104	1	1:58.596	45.578	39.650	33.368	191.8	3:52:48.962
105	1	1:58.899	45.666	39.752	33.481	191.1	3:54:47.861
106	1	1:59.842	45.581	39.677	34.584	192.1	3:56:47.703
107	1	1:59.418	45.859	39.870	33.689	187.8	3:58:47.121
108	1	1:58.893	45.471	40.031	33.391	189.1	4:00:46.014
109	1	1:58.573	45.530	39.753	33.290	193.5	4:02:44.587
110	1	1:57.918	45.148	39.693	33.077	195.2	4:04:42.505
111	1	1:58.806	45.778	39.843	33.185	184.9	4:06:41.311
112	1	1:59.947	45.322	41.146	33.479	193.2	4:08:41.258
113	1	1:59.053	45.766	39.656	33.631	191.1	4:10:40.311
114	1	1:59.130	45.628	39.977	33.525	192.5	4:12:39.441
115	1	1:59.337	45.571	40.015	33.751	190.8	4:14:38.778
116	1	1:58.502	45.534	39.790	33.178	191.4	4:16:37.280
117	1	1:57.752	45.160	39.499	33.093	194.9	4:18:35.032
118	1	1:58.730	45.339	39.846	33.545	188.1	4:20:33.762
119	1	1:59.648	45.529	40.305	33.814	187.5	4:22:33.410
120	1	1:58.038	45.273	39.620	33.145	188.8	4:24:31.448
121	1	1:58.895	45.446	39.897	33.552	198.1	4:26:30.343
122	1	1:58.962	45.769	39.784	33.409	187.5	4:28:29.305
123	1	1:58.398	45.337	39.671	33.390	191.8	4:30:27.703
124	1	1:58.251	45.755	39.436	33.060	183.6	4:32:25.954
125	1	1:57.058	44.795	39.208	33.055	192.8	4:34:23.012
126	1	1:58.524	45.104	40.217	33.203	197.8	4:36:21.536
127	1	2:15.923	1:00.750	40.347	34.826	197.0	4:38:37.459
128	1	2:00.315	46.402	40.299	33.614	171.9	4:40:37.774
129	1	4:58.532 P	45.439	40.353	3:32.740	190.1	4:45:36.306

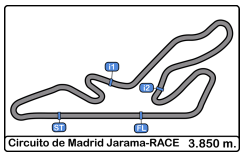

Circuito de Madrid Jarama - RACE
XI UV Endurance RACE Jarama
Carrera 8 horas resistencia
Tiempos Por Vuelta

7 JDM MOTOR 2 BMW E36

3 ULTIMA VUELTA

Vta.	D	Tiempo	Sector 1	Sector 2	Sector 3	V. Max.	Elapsed
130	1	6:50.643	5:33.733	42.169	34.741	79.8	4:52:26.949
131	1	2:00.264	46.067	39.957	34.240	188.1	4:54:27.213
132	1	1:59.632	46.165	39.913	33.554	193.8	4:56:26.845
133	1	1:59.438	45.957	39.583	33.898	187.8	4:58:26.283
134	1	2:00.743	46.357	40.600	33.786	196.3	5:00:27.026
135	1	1:59.994	46.101	39.665	34.228	191.1	5:02:27.020
136	1	1:59.696	45.973	39.826	33.897	196.7	5:04:26.716
137	1	1:59.686	45.935	39.954	33.797	194.5	5:06:26.402
138	1	2:00.561	46.115	40.163	34.283	192.1	5:08:26.963
139	1	1:59.803	45.921	39.743	34.139	196.0	5:10:26.766
140	1	1:59.674	45.798	39.933	33.943	194.9	5:12:26.440
141	1	1:59.860	45.904	39.963	33.993	193.2	5:14:26.300
142	1	1:59.982	46.244	39.841	33.897	190.8	5:16:26.282
143	1	1:59.582	46.160	39.682	33.740	193.5	5:18:25.864
144	1	2:00.107	46.139	39.660	34.308	191.4	5:20:25.971
145	1	1:59.820	46.266	39.674	33.880	189.1	5:22:25.791
146	1	1:58.863	45.827	39.481	33.555	192.8	5:24:24.654
147	1	1:59.309	45.814	39.644	33.851	192.8	5:26:23.963
148	1	2:00.302	46.122	39.680	34.500	192.8	5:28:24.265
149	1	1:59.383	45.597	39.823	33.963	193.5	5:30:23.648
150	1	2:00.293	46.497	39.989	33.807	184.9	5:32:23.941
151	1	1:59.320	45.763	39.750	33.807	189.4	5:34:23.261
152	1	2:00.019	45.910	40.179	33.930	191.4	5:36:23.280
153	1	1:59.555	45.467	40.205	33.883	192.5	5:38:22.835
154	1	1:59.687	45.968	39.887	33.832	194.5	5:40:22.522
155	1	1:59.862	46.638	39.602	33.622	190.4	5:42:22.384
156	1	1:58.725	46.246	39.326	33.153	181.5	5:44:21.109
157	1	1:58.923	45.529	39.465	33.929	196.7	5:46:20.032
158	1	1:59.150	45.763	39.381	34.006	190.8	5:48:19.182
159	1	2:00.390	45.784	40.544	34.062	190.4	5:50:19.572
160	1	1:58.908	45.816	39.712	33.380	190.1	5:52:18.480
161	1	4:22.626 P	45.918	39.880	2:56.828	193.2	5:56:41.106
162	1	6:45.535	5:28.306	41.875	35.354	95.7	6:03:26.641
163	1	2:01.418	46.930	40.456	34.032	187.8	6:05:28.059
164	1	2:00.714	46.098	40.592	34.024	190.1	6:07:28.773
165	1	2:00.799	46.187	40.619	33.993	187.5	6:09:29.572
166	1	2:00.410	45.931	40.429	34.050	189.4	6:11:29.982
167	1	1:59.201	45.573	39.872	33.756	193.5	6:13:29.183
168	1	1:59.920	45.934	40.368	33.618	194.5	6:15:29.103
169	1	2:00.995	46.059	40.616	34.320	195.6	6:17:30.098
170	1	2:02.205	46.453	41.201	34.551	190.4	6:19:32.303
171	1	2:00.858	46.537	40.266	34.055	182.1	6:21:33.161
172	1	2:00.328	46.188	40.182	33.958	185.5	6:23:33.489
173	1	2:02.299	46.131	41.266	34.902	188.8	6:25:35.788
174	1	2:01.642	46.162	41.143	34.337	191.1	6:27:37.430
175	1	2:00.931	46.293	40.671	33.967	178.5	6:29:38.361
176	1	2:00.741	45.877	40.736	34.128	190.4	6:31:39.102
177	1	2:01.389	46.163	41.097	34.129	186.8	6:33:40.491
178	1	2:01.730	46.761	41.069	33.900	173.9	6:35:42.221
179	1	2:01.047	46.292	40.741	34.014	187.8	6:37:43.268
180	1	2:01.458	46.392	40.762	34.304	191.4	6:39:44.726

7 JDM MOTOR 2 BMW E36

3 ULTIMA VUELTA

Vta.	D	Tiempo	Sector 1	Sector 2	Sector 3	V. Max.	Elapsed
181	1	2:03.240	46.949	41.990	34.301	182.7	6:41:47.966
182	1	9:28.235 P	47.045	50.589	7:50.601	180.6	6:51:16.201
183	1	4:54.090	3:37.873	42.110	34.107	98.5	6:56:10.291
184	1	2:00.995	46.212	40.423	34.360	187.1	6:58:11.286
185	1	2:01.522	46.379	40.773	34.370	191.1	7:00:12.808
186	1	2:00.195	45.642	40.357	34.196	189.8	7:02:13.003
187	1	1:59.949	45.892	39.995	34.062	192.8	7:04:12.952
188	1	1:59.289	45.183	40.118	33.988	190.8	7:06:12.241
189	1	1:59.803	45.884	39.932	33.987	192.8	7:08:12.044
190	1	1:59.964	45.917	40.144	33.903	191.8	7:10:12.008
191	1	1:59.777	46.112	39.767	33.898	188.8	7:12:11.785
192	1	1:58.518	45.583	39.432	33.503	191.8	7:14:10.303
193	1	1:59.812	46.063	39.581	34.168	183.0	7:16:10.115
194	1	1:58.901	45.449	39.467	33.985	192.1	7:18:09.016
195	1	1:58.689	45.737	39.351	33.601	188.1	7:20:07.705
196	1	1:58.280	45.315	39.395	33.570	195.6	7:22:05.985
197	1	1:58.385	45.094	39.762	33.529	193.8	7:24:04.370
198	1	1:59.003	45.370	39.723	33.910	194.2	7:26:03.373
199	1	1:59.286	45.221	40.223	33.842	189.4	7:28:02.659
200	1	1:59.851	46.075	39.803	33.973	196.0	7:30:02.510
201	1	1:59.342	45.717	39.650	33.975	194.5	7:32:01.852
202	1	1:58.841	45.460	39.869	33.512	192.5	7:34:00.693
203	1	1:59.526	45.735	40.107	33.684	189.4	7:36:00.219
204	1	1:59.056	45.772	39.882	33.402	185.5	7:37:59.275
205	1	2:00.460	46.242	40.192	34.026	192.5	7:39:59.735
206	1	1:59.433	45.541	39.502	34.390	194.9	7:41:59.168
207	1	1:58.253	45.524	39.311	33.418	197.4	7:43:57.421
208	1	1:58.516	45.484	39.651	33.381	197.0	7:45:55.937
209	1	1:57.943	45.101	39.595	33.247	195.6	7:47:53.880
210	1	1:58.287	45.078	39.314	33.895	195.6	7:49:52.167
211	1	1:58.201	45.400	39.084	33.717	196.3	7:51:50.368
212	1	1:58.414	45.087	39.884	33.443	195.2	7:53:48.782
213	1	1:59.254	45.971	39.444	33.839	184.6	7:55:48.036
214	1	1:58.615	45.633	39.742	33.240	193.8	7:57:46.651
215	1	1:58.665	45.940	39.194	33.531	197.4	7:59:45.316
216	1	1:58.778	45.235	39.868	33.675	192.1	8:01:44.094
217	1	1:58.942	45.740	39.884	33.318	189.8	8:03:43.036

8 JDM MOTOR 1 BMW 325

3 ULTIMA VUELTA

Vta.	D	Tiempo	Sector 1	Sector 2	Sector 3	V. Max.	Elapsed
1	1	2:08.583	55.169	40.003	33.411	148.3	2:08.583
2	1	1:59.466	46.136	39.886	33.444	185.2	4:08.049
3	1	1:58.273	45.000	39.483	33.790	187.1	6:06.322
4	1	1:58.337	44.940	40.274	33.123	191.1	8:04.659
5	1	1:58.076	45.088	39.584	33.404	191.8	10:02.735
6	1	1:58.178	44.974	39.561	33.643	192.1	12:00.913
7	1	1:58.631	45.388	39.989	33.254	189.8	13:59.544
8	1	1:58.062	44.896	39.757	33.409	185.5	15:57.606
9	1	1:58.004	45.129	39.607	33.268	188.8	17:55.610
10	1	1:58.801	45.544	39.602	33.655	180.0	19:54.411

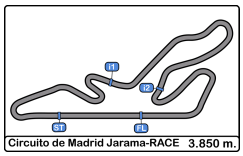

Circuito de Madrid Jarama - RACE

XI UV Endurance RACE Jarama

Carrera 8 horas resistencia

Tiempos Por Vuelta

8 JDM MOTOR 1 BMW 325

3 ULTIMA VUELTA

Vta.	D	Tiempo	Sector 1	Sector 2	Sector 3	V. Max.	Elapsed
11	1	1:58.757	45.541	39.906	33.310	184.9	21:53.168
12	1	1:58.679	45.560	40.020	33.099	181.5	23:51.847
13	1	1:59.750	45.735	40.004	34.011	185.2	25:51.597
14	1	1:58.333	45.669	39.452	33.212	185.5	27:49.930
15	1	1:58.735	45.757	39.844	33.134	180.6	29:48.665
16	1	1:59.478	46.158	39.964	33.356	184.6	31:48.143
17	1	1:58.658	46.059	39.495	33.104	187.5	33:46.801
18	1	1:57.815	45.343	39.461	33.011	185.8	35:44.616
19	1	1:58.503	45.478	39.423	33.602	186.5	37:43.119
20	1	1:59.101	45.910	39.951	33.240	179.1	39:42.220
21	1	1:58.814	45.402	40.211	33.201	186.8	41:41.034
22	1	1:57.944	45.122	39.509	33.313	186.2	43:38.978
23	1	2:00.495	47.074	39.883	33.538	182.7	45:39.473
24	1	1:59.603	46.595	39.901	33.107	180.6	47:39.076
25	1	1:59.963	45.571	40.228	34.164	180.6	49:39.039
26	1	1:58.600	45.471	39.781	33.348	180.9	51:37.639
27	1	1:58.671	45.178	39.852	33.641	188.4	53:36.310
28	1	1:58.897	45.458	40.098	33.341	185.5	55:35.207
29	1	1:59.440	46.387	39.846	33.207	183.6	57:34.647
30	1	1:58.921	46.110	39.573	33.238	177.6	59:33.568
31	1	1:59.660	45.876	40.283	33.501	178.8	1:01:33.228
32	1	2:24.195	54.902	50.518	38.775	134.6	1:03:57.423
33	1	2:20.689	56.723	46.189	37.777	122.3	1:06:18.112
34	1	2:45.121	51.690	59.539	53.892	151.8	1:09:03.233
35	1	4:03.727	1:28.929	1:30.760	1:04.038	82.1	1:13:06.960
36	1	2:57.033	1:09.158	1:01.785	46.090	90.3	1:16:03.993
37	1	1:59.436	46.287	39.609	33.540	174.1	1:18:03.429
38	1	1:58.575	45.453	39.825	33.297	183.3	1:20:02.004
39	1	1:58.737	45.546	39.845	33.346	185.5	1:22:00.741
40	1	2:00.189	47.170	39.856	33.163	183.3	1:24:00.930
41	1	1:58.496	45.539	39.548	33.409	184.6	1:25:59.426
42	1	1:59.058	45.909	39.783	33.366	185.8	1:27:58.484
43	1	1:58.442	45.423	39.809	33.210	184.9	1:29:56.926
44	1	1:59.164	45.564	40.091	33.509	183.6	1:31:56.090
45	1	1:58.879	45.835	39.614	33.430	186.8	1:33:54.969
46	1	1:58.553	45.344	39.588	33.621	183.0	1:35:53.522
47	1	1:58.776	45.473	39.978	33.325	182.7	1:37:52.298
48	1	1:58.641	45.746	39.490	33.405	185.2	1:39:50.939
49	1	4:06.110 P	46.124	40.433	2:39.553	185.2	1:43:57.049
50	1	7:20.164	6:00.530	42.664	36.970	82.5	1:51:17.213
51	1	2:10.052	49.299	44.310	36.443	178.8	1:53:27.265
52	1	2:08.678	49.310	42.807	36.561	168.4	1:55:35.943
53	1	2:09.103	49.180	43.870	36.053	178.5	1:57:45.046
54	1	2:09.725	48.259	44.707	36.759	177.0	1:59:54.771
55	1	2:09.668	49.265	44.027	36.376	179.7	2:02:04.439
56	1	2:06.715	48.358	42.915	35.442	173.0	2:04:11.154
57	1	2:06.109	47.927	42.723	35.459	177.3	2:06:17.263
58	1	2:07.107	48.703	42.941	35.463	179.4	2:08:24.370
59	1	2:06.894	48.435	43.441	35.018	176.7	2:10:31.264
60	1	2:04.985	47.911	41.984	35.090	183.6	2:12:36.249
61	1	2:06.192	48.192	42.737	35.263	186.2	2:14:42.441

8 JDM MOTOR 1 BMW 325

3 ULTIMA VUELTA

Vta.	D	Tiempo	Sector 1	Sector 2	Sector 3	V. Max.	Elapsed
62	1	2:06.118	48.210	43.026	34.882	184.9	2:16:48.559
63	1	2:05.612	48.846	42.200	34.566	181.8	2:18:54.171
64	1	2:05.168	47.784	42.637	34.747	184.3	2:20:59.339
65	1	2:05.170	47.376	42.244	35.550	173.3	2:23:04.509
66	1	2:05.501	48.245	42.607	34.649	184.6	2:25:10.010
67	1	2:04.881	48.026	42.232	34.623	185.5	2:27:14.891
68	1	2:10.185	49.558	45.004	35.623	182.7	2:29:25.076
69	1	2:27.225	49.924	53.509	43.792	160.9	2:31:52.301
70	1	3:13.290	1:27.064	1:06.583	39.643	58.2	2:35:05.591
71	1	2:08.093	49.074	43.623	35.396	171.7	2:37:13.684
72	1	2:05.880	48.798	42.378	34.704	174.4	2:39:19.564
73	1	2:06.221	48.885	42.534	34.802	171.4	2:41:25.785
74	1	2:05.141	47.517	42.761	34.863	192.8	2:43:30.926
75	1	2:05.550	47.753	43.277	34.520	183.9	2:45:36.476
76	1	2:05.757	47.785	42.739	35.233	182.7	2:47:42.233
77	1	2:02.403	46.668	41.426	34.309	189.4	2:49:44.636
78	1	2:04.858	47.347	42.759	34.752	186.8	2:51:49.494
79	1	2:07.074	47.621	44.279	35.174	172.5	2:53:56.568
80	1	2:06.798	48.266	43.232	35.300	181.5	2:56:03.366
81	1	4:58.169 P	47.553	42.737	3:27.879	178.8	3:01:01.535
82	1	6:23.066	5:07.037	41.653	34.376	97.2	3:07:24.601
83	1	2:03.286	47.726	41.354	34.206	180.3	3:09:27.887
84	1	2:03.811	47.165	41.333	35.313	179.1	3:11:31.698
85	1	2:02.857	47.728	41.351	33.778	174.1	3:13:34.555
86	1	2:01.136	46.923	40.563	33.650	178.5	3:15:35.691
87	1	2:02.595	46.897	41.260	34.438	183.6	3:17:38.286
88	1	2:01.888	46.895	40.388	34.605	178.2	3:19:40.174
89	1	2:01.389	47.006	40.694	33.689	185.5	3:21:41.563
90	1	2:18.475	46.674	57.377	34.424	177.9	3:24:00.038
91	1	2:01.379	46.742	41.054	33.583	184.3	3:26:01.417
92	1	2:02.151	47.079	40.957	34.115	181.5	3:28:03.568
93	1	2:03.346	48.236	41.184	33.926	182.7	3:30:06.914
94	1	2:01.524	46.453	41.045	34.026	183.6	3:32:08.438
95	1	2:03.328	47.827	41.240	34.261	174.7	3:34:11.766
96	1	2:02.512	47.121	41.372	34.019	180.6	3:36:14.278
97	1	2:02.787	47.253	41.321	34.213	181.2	3:38:17.065
98	1	2:02.816	47.361	41.631	33.824	182.1	3:40:19.881
99	1	2:02.550	47.286	41.442	33.822	181.5	3:42:22.431
100	1	2:01.570	46.917	41.046	33.607	181.2	3:44:24.001
101	1	2:01.970	46.906	41.153	33.911	181.8	3:46:25.971
102	1	2:02.817	47.642	41.196	33.979	183.3	3:48:28.788
103	1	2:03.091	48.191	41.336	33.564	192.5	3:50:31.879
104	1	2:03.939	47.755	41.568	34.616	174.1	3:52:35.818
105	1	2:04.232	47.849	41.782	34.601	174.7	3:54:40.050
106	1	2:04.279	47.087	41.702	35.490	175.6	3:56:44.329
107	1	2:03.858	47.401	41.562	34.895	172.8	3:58:48.187
108	1	2:01.214	46.510	40.861	33.843	179.1	4:00:49.401
109	1	2:01.120	46.464	40.803	33.853	187.5	4:02:50.521
110	1	5:21.737 P	47.222	41.838	3:52.677	189.1	4:08:12.258
111	1	6:01.282	4:46.538	40.390	34.354	99.1	4:14:13.540
112	1	2:01.309	46.849	40.559	33.901	172.2	4:16:14.849

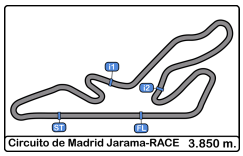

Circuito de Madrid Jarama - RACE

XI UV Endurance RACE Jarama

Carrera 8 horas resistencia

Tiempos Por Vuelta

8 JDM MOTOR 1 BMW 325

3 ULTIMA VUELTA

Vta.	D	Tiempo	Sector 1	Sector 2	Sector 3	V. Max.	Elapsed
113	1	2:00.901	46.279	40.472	34.150	175.3	4:18:15.750
114	1	2:00.848	46.359	40.750	33.739	173.9	4:20:16.598
115	1	2:00.414	46.106	40.238	34.070	178.8	4:22:17.012
116	1	1:59.757	46.143	39.845	33.769	183.6	4:24:16.769
117	1	1:58.928	45.618	39.657	33.653	181.8	4:26:15.697
118	1	1:59.036	45.860	39.511	33.665	181.8	4:28:14.733
119	1	2:00.606	45.823	40.682	34.101	183.6	4:30:15.339
120	1	2:00.586	46.753	40.279	33.554	181.5	4:32:15.925
121	1	1:59.597	46.457	39.581	33.559	182.1	4:34:15.522
122	1	1:58.916	45.285	39.957	33.674	188.8	4:36:14.438
123	1	1:59.289	45.976	39.726	33.587	181.2	4:38:13.727
124	1	1:59.403	45.364	39.957	34.082	189.1	4:40:13.130
125	1	1:59.983	45.696	40.028	34.259	188.1	4:42:13.113
126	1	1:59.254	45.848	39.829	33.577	190.8	4:44:12.367
127	1	1:59.465	46.128	39.733	33.604	182.4	4:46:11.832
128	1	1:59.307	45.832	39.788	33.687	186.8	4:48:11.139
129	1	1:59.947	46.588	40.010	33.349	169.8	4:50:11.086
130	1	1:59.837	45.478	39.683	34.676	185.2	4:52:10.923
131	1	2:00.058	45.563	40.951	33.544	188.1	4:54:10.981
132	1	2:00.885	45.910	41.515	33.460	182.7	4:56:11.866
133	1	1:58.953	45.677	39.808	33.468	180.6	4:58:10.819
134	1	1:59.811	45.725	40.079	34.007	184.3	5:00:10.630
135	1	1:59.039	45.961	39.851	33.227	186.8	5:02:09.669
136	1	1:58.713	45.476	39.545	33.692	184.3	5:04:08.382
137	1	2:00.924	45.832	40.529	34.563	182.1	5:06:09.306
138	1	2:00.218	46.077	39.715	34.426	188.1	5:08:09.524
139	1	4:41.255 P	45.746	40.382	3:15.127	178.5	5:12:50.779
140	1	6:38.082	5:17.730	44.024	36.328	83.7	5:19:28.861
141	1	2:06.127	48.058	43.507	34.562	175.8	5:21:34.988
142	1	2:05.500	48.463	42.152	34.885	183.9	5:23:40.488
143	1	2:05.337	48.527	42.305	34.505	168.2	5:25:45.825
144	1	2:03.606	47.426	41.577	34.603	180.0	5:27:49.431
145	1	2:03.240	47.801	41.156	34.283	167.4	5:29:52.671
146	1	2:03.373	47.139	41.895	34.339	188.8	5:31:56.044
147	1	2:04.978	47.262	41.996	35.720	181.2	5:34:01.022
148	1	2:03.916	47.790	41.756	34.370	171.9	5:36:04.938
149	1	2:03.285	47.352	41.650	34.283	176.4	5:38:08.223
150	1	2:03.977	47.397	42.324	34.256	173.6	5:40:12.200
151	1	2:03.449	47.658	41.622	34.169	176.4	5:42:15.649
152	1	2:03.571	47.489	41.487	34.595	178.8	5:44:19.220
153	1	2:03.475	47.832	41.466	34.177	180.9	5:46:22.695
154	1	2:02.590	46.845	41.537	34.208	187.5	5:48:25.285
155	1	2:03.779	47.356	42.253	34.170	181.5	5:50:29.064
156	1	2:02.526	47.054	41.404	34.068	180.0	5:52:31.590
157	1	2:03.279	47.158	41.440	34.681	186.5	5:54:34.869
158	1	2:03.173	47.572	41.370	34.231	181.8	5:56:38.042
159	1	2:03.034	47.485	41.265	34.284	182.1	5:58:41.076
160	1	2:03.067	47.503	41.436	34.128	177.0	6:00:44.143
161	1	2:04.899	46.906	41.412	36.581	182.7	6:02:49.042
162	1	2:04.399	48.265	41.819	34.315	168.4	6:04:53.441
163	1	2:02.860	47.139	41.350	34.371	181.5	6:06:56.301

8 JDM MOTOR 1 BMW 325

3 ULTIMA VUELTA

Vta.	D	Tiempo	Sector 1	Sector 2	Sector 3	V. Max.	Elapsed
164	1	2:02.601	46.897	41.441	34.263	183.6	6:08:58.902
165	1	2:03.257	47.399	41.629	34.229	175.0	6:11:02.159
166	1	2:03.244	46.813	42.398	34.033	183.3	6:13:05.403
167	1	2:03.353	46.993	41.813	34.547	185.2	6:15:08.756
168	1	2:03.209	47.185	41.373	34.651	192.1	6:17:11.965
169	1	4:43.496 P	48.006	42.215	3:13.275	184.6	6:21:55.461
170	1	6:49.184	5:28.654	44.777	35.753	86.1	6:28:44.645
171	1	2:07.249	49.486	42.582	35.181	149.3	6:30:51.894
172	1	2:04.774	48.342	41.515	34.917	159.7	6:32:56.668
173	1	2:04.313	48.242	41.488	34.583	158.5	6:35:00.981
174	1	2:04.224	47.808	41.573	34.843	160.7	6:37:05.205
175	1	2:04.330	47.759	41.981	34.590	157.2	6:39:09.535
176	1	2:02.454	47.201	40.859	34.394	164.3	6:41:11.989
177	1	2:17.746	47.467	46.622	43.657	163.8	6:43:29.735
178	1	3:31.769	1:17.863	1:19.185	54.721	117.5	6:47:01.504
179	1	3:01.838	1:10.243	1:01.871	49.724	78.1	6:50:03.342
180	1	2:37.120	1:06.028	50.511	40.581	87.1	6:52:40.462
181	1	2:06.200	49.002	42.636	34.562	152.7	6:54:46.662
182	1	2:00.910	46.760	40.311	33.839	175.6	6:56:47.572
183	1	2:00.752	45.722	40.647	34.383	183.3	6:58:48.324
184	1	2:00.088	45.909	40.137	34.042	191.4	7:00:48.412
185	1	2:01.032	46.836	40.267	33.929	186.5	7:02:49.444
186	1	2:01.568	46.703	40.739	34.126	186.5	7:04:51.012
187	1	2:00.043	45.897	40.024	34.122	191.4	7:06:51.055
188	1	2:00.279	46.023	40.269	33.987	189.1	7:08:51.334
189	1	2:00.991	46.360	40.731	33.900	194.9	7:10:52.325
190	1	2:01.341	46.736	40.393	34.212	184.3	7:12:53.666
191	1	2:00.013	45.969	39.958	34.086	193.8	7:14:53.679
192	1	2:01.213	46.375	40.710	34.128	190.1	7:16:54.892
193	1	2:00.995	46.199	40.598	34.198	187.5	7:18:55.887
194	1	2:00.811	46.608	40.163	34.040	192.5	7:20:56.698
195	1	2:00.310	46.213	40.311	33.786	186.5	7:22:57.008
196	1	2:01.545	46.489	41.168	33.888	183.9	7:24:58.553
197	1	2:00.014	46.313	39.878	33.823	188.8	7:26:58.567
198	1	2:03.216	48.299	40.508	34.409	182.7	7:29:01.783
199	1	2:01.178	46.129	41.094	33.955	185.2	7:31:02.961
200	1	2:00.343	46.310	40.059	33.974	180.9	7:33:03.304
201	1	2:00.501	46.407	40.271	33.823	188.4	7:35:03.805
202	1	2:00.574	45.894	40.476	34.204	190.1	7:37:04.379
203	1	1:59.553	45.868	39.875	33.810	192.5	7:39:03.932
204	1	2:01.033	45.716	39.687	35.630	188.1	7:41:04.965
205	1	1:59.712	46.049	39.887	33.776	190.8	7:43:04.677
206	1	1:59.920	46.073	40.147	33.700	184.6	7:45:04.597
207	1	1:58.303	45.241	39.598	33.464	194.2	7:47:02.900
208	1	2:00.952	46.620	40.533	33.799	189.4	7:49:03.852
209	1	1:59.126	45.500	39.880	33.746	189.4	7:51:02.978
210	1	1:59.848	46.433	39.909	33.506	181.2	7:53:02.826
211	1	1:59.624	45.516	40.562	33.546	187.5	7:55:02.450
212	1	2:00.311	45.585	40.650	34.076	191.8	7:57:02.761
213	1	2:06.486	46.867	40.288	39.331	171.9	7:59:09.247
214	1	2:19.217	53.567	47.238	38.412	132.1	8:01:28.464

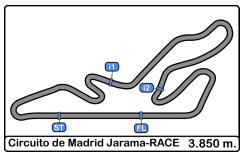

Circuito de Madrid Jarama - RACE

XI UV Endurance RACE Jarama

Carrera 8 horas resistencia

Tiempos Por Vuelta

8 — JDM MOTOR 1 — BMW 325

3 — ULTIMA VUELTA

Vta.	D	Tiempo	Sector 1	Sector 2	Sector 3	V. Max.	Elapsed
215	1	2:14.351	53.082	44.259	37.010	137.2	8:03:42.815

9 — PUNTAL PRODUCTIONS — BMW 325I

3 — MADRID HISTORICOS

Vta.	D	Tiempo	Sector 1	Sector 2	Sector 3	V. Max.	Elapsed
1	1	59:45.457	58:28.324	42.999	34.134	90.0	59:45.457
2	1	2:08.046	47.436	41.778	38.832	181.2	1:01:53.503
3	1	3:20.000	1:02.110	1:23.953	53.937	177.3	1:05:13.503
4	1	3:35.642	1:18.322	1:18.096	59.224	79.5	1:08:49.145
5	1	2:09.565	52.341	42.280	34.944	142.6	1:10:58.710
6	1	2:15.569	49.228	42.904	43.437	161.1	1:13:14.279
7	1	2:54.374	1:07.197	1:03.561	43.616	79.8	1:16:08.653
8	1	2:03.066	47.338	41.679	34.049	189.1	1:18:11.719
9	1	2:00.580	46.564	40.240	33.776	190.4	1:20:12.299
10	1	2:01.545	46.733	40.707	34.105	190.8	1:22:13.844
11	1	2:02.279	47.085	41.097	34.097	187.1	1:24:16.123
12	1	2:02.123	47.079	40.865	34.179	187.1	1:26:18.246
13	1	2:01.801	46.820	41.007	33.974	185.2	1:28:20.047
14	1	2:01.841	46.966	40.702	34.173	185.2	1:30:21.888
15	1	2:01.850	46.641	40.966	34.243	191.8	1:32:23.738
16	1	2:01.968	46.857	40.936	34.175	191.8	1:34:25.706
17	1	2:02.212	46.791	40.860	34.561	188.4	1:36:27.918
18	1	2:01.908	47.601	40.388	33.919	170.3	1:38:29.826
19	1	2:00.825	46.578	40.431	33.816	196.7	1:40:30.651
20	1	2:01.016	46.622	40.580	33.814	196.3	1:42:31.667
21	1	2:01.203	46.777	40.794	33.632	179.4	1:44:32.870
22	1	2:00.997	46.726	40.459	33.812	177.9	1:46:33.867
23	1	2:01.010	46.234	41.051	33.725	189.4	1:48:34.877
24	1	2:01.788	46.745	41.257	33.786	187.1	1:50:36.665
25	1	2:01.497	46.380	41.186	33.931	191.4	1:52:38.162
26	1	2:01.143	46.483	40.773	33.887	194.5	1:54:39.305
27	1	2:02.052	46.707	40.747	34.598	192.8	1:56:41.357
28	1	2:00.839	46.738	40.270	33.831	188.8	1:58:42.196
29	1	2:02.684	47.805	41.216	33.663	190.1	2:00:44.880
30	1	2:00.892	46.564	40.654	33.674	198.1	2:02:45.772
31	1	2:01.360	46.766	40.611	33.983	192.5	2:04:47.132
32	1	2:01.000	46.643	40.580	33.777	191.1	2:06:48.132
33	1	2:01.296	46.587	40.645	34.064	189.4	2:08:49.428
34	1	2:01.154	46.448	41.083	33.623	188.4	2:10:50.582
35	1	2:03.118	47.910	41.474	33.734	185.8	2:12:53.700
36	1	2:00.808	46.172	40.692	33.944	198.1	2:14:54.508
37	1	2:00.977	46.525	40.665	33.787	199.2	2:16:55.485
38	1	2:02.101	46.750	40.584	34.767	190.4	2:18:57.586
39	1	4:06.112 P	47.195	40.856	2:38.061	188.4	2:23:03.698
40	1	8:36.585	6:11.710	1:21.129	1:03.746	80.4	2:31:40.283
41	1	3:02.462	1:26.343	58.126	37.993	70.4	2:34:42.745
42	1	2:01.013	47.433	40.377	33.203	158.8	2:36:43.758
43	1	1:59.354	46.123	39.773	33.458	173.9	2:38:43.112
44	1	1:59.560	46.045	40.162	33.353	166.1	2:40:42.672
45	1	1:59.935	46.051	40.334	33.550	180.0	2:42:42.607
46	1	2:01.619	47.529	40.816	33.274	182.4	2:44:44.226

9 — PUNTAL PRODUCTIONS — BMW 325I

3 — MADRID HISTORICOS

Vta.	D	Tiempo	Sector 1	Sector 2	Sector 3	V. Max.	Elapsed
47	1	2:00.053	46.178	39.891	33.984	175.3	2:46:44.279
48	1	1:59.705	46.424	39.978	33.303	185.2	2:48:43.984
49	1	1:59.349	46.045	39.694	33.610	179.4	2:50:43.333
50	1	1:59.765	45.856	40.669	33.240	190.8	2:52:43.098
51	1	1:58.618	45.708	39.794	33.116	194.9	2:54:41.716
52	1	1:59.931	46.537	40.081	33.313	182.1	2:56:41.647
53	1	1:58.728	46.216	39.451	33.061	187.5	2:58:40.375
54	1	2:00.687	46.811	40.250	33.626	183.6	3:00:41.062
55	1	1:59.883	46.213	39.481	34.189	188.1	3:02:40.945
56	1	2:02.411	46.243	41.372	34.796	180.6	3:04:43.356
57	1	2:01.740	46.905	41.371	33.464	176.7	3:06:45.096
58	1	2:00.540	47.116	40.039	33.385	177.0	3:08:45.636
59	1	1:59.734	46.658	39.537	33.539	179.1	3:10:45.370
60	1	1:59.405	46.090	39.995	33.320	184.6	3:12:44.775
61	1	1:59.433	45.997	39.819	33.617	185.5	3:14:44.208
62	1	2:00.180	46.524	39.971	33.685	177.9	3:16:44.388
63	1	1:59.446	46.345	39.875	33.226	177.6	3:18:43.834
64	1	1:59.224	46.085	39.676	33.463	188.4	3:20:43.058
65	1	1:59.321	45.955	39.612	33.754	188.4	3:22:42.379
66	1	1:59.470	46.118	40.116	33.236	189.4	3:24:41.849
67	1	1:59.444	46.486	39.690	33.268	186.8	3:26:41.293
68	1	2:00.098	46.365	39.969	33.764	184.9	3:28:41.391
69	1	2:03.363	47.402	41.914	34.047	168.2	3:30:44.754
70	1	2:00.581	46.384	40.383	33.814	180.0	3:32:45.335
71	1	2:00.541	46.712	39.979	33.850	172.2	3:34:45.876
72	1	2:03.324	46.801	42.985	33.538	166.6	3:36:49.200
73	1	1:59.117	46.127	39.540	33.450	181.8	3:38:48.317
74	1	2:00.222	46.302	40.028	33.892	186.2	3:40:48.539
75	1	2:00.452	46.838	39.900	33.714	179.1	3:42:48.991
76	1	5:14.630 P	49.789	43.812	3:41.029	152.5	3:48:03.621
77	1	6:40.863	5:23.930	42.287	34.646	75.5	3:54:44.484
78	1	2:02.908	47.294	40.840	34.774	178.5	3:56:47.392
79	1	2:02.827	47.363	40.878	34.586	180.9	3:58:50.219
80	1	2:02.425	46.796	40.839	34.790	174.1	4:00:52.644
81	1	2:02.993	46.534	40.746	35.713	187.1	4:02:55.637
82	1	2:01.244	46.644	40.543	34.057	175.3	4:04:56.881
83	1	2:02.578	46.630	41.472	34.476	184.3	4:06:59.459
84	1	2:01.275	46.191	40.691	34.393	184.6	4:09:00.734
85	1	2:01.788	46.527	41.037	34.224	189.8	4:11:02.522
86	1	2:02.102	46.745	41.000	34.357	180.0	4:13:04.624
87	1	2:01.673	46.276	40.953	34.444	195.6	4:15:06.297
88	1	2:00.974	46.684	40.300	33.990	175.0	4:17:07.271
89	1	2:01.978	46.767	41.095	34.116	188.1	4:19:09.249
90	1	2:01.065	46.287	40.466	34.312	187.8	4:21:10.314
91	1	2:01.366	46.743	40.635	33.988	173.3	4:23:11.680
92	1	2:02.582	46.611	40.967	35.004	185.2	4:25:14.262
93	1	2:01.273	46.662	40.519	34.092	183.9	4:27:15.535
94	1	2:00.729	46.366	40.466	33.897	185.8	4:29:16.264
95	1	2:01.123	46.396	40.493	34.234	195.2	4:31:17.387
96	1	2:01.152	46.365	40.744	34.043	189.8	4:33:18.539
97	1	2:00.620	46.237	40.274	34.109	189.1	4:35:19.159

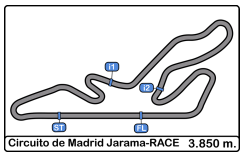

Circuito de Madrid Jarama - RACE

XI UV Endurance RACE Jarama

Carrera 8 horas resistencia

Tiempos Por Vuelta

9 PUNTAL PRODUCTIONS BMW 325I

3 MADRID HISTORICOS

Vta.	D	Tiempo	Sector 1	Sector 2	Sector 3	V. Max.	Elapsed
98	1	2:03.357	47.354	41.458	34.545	189.8	4:37:22.516
99	1	2:01.199	46.469	40.645	34.085	182.7	4:39:23.715
100	1	2:01.072	46.362	40.425	34.285	190.1	4:41:24.787
101	1	2:01.558	46.522	40.715	34.321	188.1	4:43:26.345
102	1	2:01.429	46.497	40.353	34.579	188.8	4:45:27.774
103	1	2:08.982	53.942	40.971	34.069	183.9	4:47:36.756
104	1	2:02.664	46.854	41.234	34.576	183.6	4:49:39.420
105	1	2:02.092	47.086	40.734	34.272	175.6	4:51:41.512
106	1	2:01.563	46.536	40.891	34.136	191.8	4:53:43.075
107	1	2:01.606	46.101	41.336	34.169	197.8	4:55:44.681
108	1	2:01.200	46.232	41.240	33.728	194.9	4:57:45.881
109	1	2:01.542	46.473	41.035	34.034	192.1	4:59:47.423
110	1	2:01.095	46.568	40.539	33.988	193.8	5:01:48.518
111	1	4:42.395 P	46.724	42.051	3:13.620	186.5	5:06:30.913
112	1	7:32.431	6:13.966	43.126	35.339	82.1	5:14:03.344
113	1	2:04.847	47.785	42.559	34.503	180.3	5:16:08.191
114	1	2:02.748	47.475	41.290	33.983	166.9	5:18:10.939
115	1	2:03.423	47.577	41.388	34.458	177.3	5:20:14.362
116	1	2:02.727	47.329	41.109	34.289	170.3	5:22:17.089
117	1	2:02.064	47.292	40.816	33.956	169.2	5:24:19.153
118	1	2:02.474	46.987	41.259	34.228	173.9	5:26:21.627
119	1	2:04.174	46.679	41.216	36.279	180.9	5:28:25.801
120	1	2:01.478	46.639	40.752	34.087	183.0	5:30:27.279
121	1	2:01.187	46.579	40.614	33.994	177.3	5:32:28.466
122	1	2:01.756	46.891	40.883	33.982	186.5	5:34:30.222
123	1	2:03.098	46.960	41.305	34.833	173.0	5:36:33.320
124	1	2:03.527	47.297	41.787	34.443	174.1	5:38:36.847
125	1	2:02.810	46.633	41.699	34.478	178.8	5:40:39.657
126	1	2:04.312	47.792	42.017	34.503	169.5	5:42:43.969
127	1	2:02.208	46.595	41.309	34.304	188.1	5:44:46.177
128	1	2:03.736	47.305	40.861	35.570	174.4	5:46:49.913
129	1	2:02.043	46.876	40.937	34.230	183.0	5:48:51.956
130	1	2:03.533	46.925	42.753	33.855	184.9	5:50:55.489
131	1	2:01.887	46.825	41.125	33.937	172.8	5:52:57.376
132	1	2:03.699	47.406	41.717	34.576	186.5	5:55:01.075
133	1	2:02.663	47.238	41.214	34.211	185.2	5:57:03.738
134	1	2:03.812	47.595	41.624	34.593	185.2	5:59:07.550
135	1	2:03.709	47.401	41.692	34.616	186.5	6:01:11.259
136	1	2:03.783	46.947	41.300	35.536	181.5	6:03:15.042
137	1	2:03.511	47.261	41.488	34.762	190.4	6:05:18.553
138	1	2:02.796	47.051	41.160	34.585	188.8	6:07:21.349
139	1	2:02.978	47.775	41.041	34.162	168.2	6:09:24.327
140	1	2:02.425	47.359	41.006	34.060	179.1	6:11:26.752
141	1	2:04.259	47.704	42.016	34.539	175.8	6:13:31.011
142	1	2:03.878	46.982	42.231	34.665	183.3	6:15:34.889
143	1	2:03.338	47.148	41.608	34.582	181.5	6:17:38.227
144	1	6:38.006 P	47.322	41.763	5:08.921	189.1	6:24:16.233
145	1	5:04.951	3:48.482	41.641	34.828	80.2	6:29:21.184
146	1	2:02.763	47.683	40.685	34.395	161.6	6:31:23.947
147	1	2:02.119	46.941	40.780	34.398	175.3	6:33:26.066
148	1	2:02.698	46.485	40.761	35.452	188.8	6:35:28.764

9 PUNTAL PRODUCTIONS BMW 325I

3 MADRID HISTORICOS

Vta.	D	Tiempo	Sector 1	Sector 2	Sector 3	V. Max.	Elapsed
149	1	2:02.460	46.389	41.358	34.713	193.2	6:37:31.224
150	1	2:04.453	46.354	42.591	35.508	186.2	6:39:35.677
151	1	2:02.658	48.139	40.462	34.057	166.6	6:41:38.335
152	1	2:09.303	46.332	46.720	36.251	183.0	6:43:47.638
153	1	3:15.492	1:01.220	1:18.850	55.422	141.9	6:47:03.130
154	1	3:01.265	1:09.619	1:01.927	49.719	76.7	6:50:04.395
155	1	2:36.385	1:05.736	50.834	39.815	85.2	6:52:40.780
156	1	2:07.848	49.187	43.225	35.436	147.1	6:54:48.628
157	1	2:02.197	47.081	41.009	34.107	175.3	6:56:50.825
158	1	2:00.831	46.604	40.259	33.968	182.7	6:58:51.656
159	1	2:01.105	47.805	39.792	33.508	187.1	7:00:52.761
160	1	2:00.351	46.409	40.040	33.902	182.7	7:02:53.112
161	1	2:00.596	47.209	39.727	33.660	169.2	7:04:53.708
162	1	2:02.513	46.449	41.684	34.380	188.8	7:06:56.221
163	1	2:02.691	46.249	41.747	34.695	185.2	7:08:58.912
164	1	2:02.071	47.693	40.287	34.091	164.1	7:11:00.983
165	1	2:02.771	46.976	41.596	34.199	181.8	7:13:03.754
166	1	2:05.530	47.145	43.566	34.819	181.2	7:15:09.284
167	1	2:03.816	47.539	41.522	34.755	175.3	7:17:13.100
168	1	2:02.046	47.000	40.850	34.196	189.8	7:19:15.146
169	1	2:05.483	47.805	42.507	35.171	181.5	7:21:20.629
170	1	2:02.053	47.638	40.740	33.675	171.7	7:23:22.682
171	1	2:01.790	46.494	41.109	34.187	195.6	7:25:24.472
172	1	2:01.985	46.877	41.171	33.937	181.5	7:27:26.457
173	1	2:01.073	46.900	40.431	33.742	186.5	7:29:27.530
174	1	2:00.971	46.520	40.372	34.079	194.9	7:31:28.501
175	1	2:00.876	46.741	40.404	33.731	189.4	7:33:29.377
176	1	2:01.135	46.489	40.857	33.789	182.4	7:35:30.512
177	1	1:59.999	46.247	40.136	33.616	188.8	7:37:30.511
178	1	1:59.637	45.931	40.182	33.524	187.5	7:39:30.148
179	1	2:00.741	45.965	41.084	33.692	191.1	7:41:30.889
180	1	2:00.598	46.252	40.489	33.857	187.8	7:43:31.487
181	1	1:59.285	45.775	40.026	33.484	189.1	7:45:30.772
182	1	2:00.088	46.191	40.271	33.626	190.1	7:47:30.860
183	1	2:01.351	46.909	40.730	33.712	181.2	7:49:32.211
184	1	2:02.705	46.680	40.732	35.293	183.3	7:51:34.916
185	1	2:00.979	47.063	40.248	33.668	182.4	7:53:35.895
186	1	2:00.751	46.462	40.294	33.995	181.5	7:55:36.646
187	1	2:00.771	46.704	40.308	33.759	179.7	7:57:37.417
188	1	2:00.877	46.445	40.321	34.111	181.8	7:59:38.294
189	1	2:02.821	46.447	41.981	34.393	178.2	8:01:41.115
190	1	2:09.901	49.317	43.586	36.998	162.4	8:03:51.016

10 PRIMERA TEAM NISSAN PRIMERA

2 EFICAR TEAM

Vta.	D	Tiempo	Sector 1	Sector 2	Sector 3	V. Max.	Elapsed
1	1	2:17.291	58.633	42.119	36.539	157.2	2:17.291
2	1	2:05.442	49.298	41.718	34.426	170.3	4:22.733
3	1	2:03.400	47.328	41.401	34.671	180.3	6:26.133
4	1	2:02.878	47.099	41.286	34.493	182.1	8:29.011
5	1	2:02.403	46.883	41.126	34.394	181.8	10:31.414

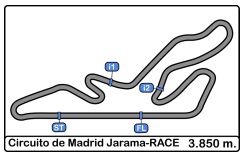

Circuito de Madrid Jarama - RACE

XI UV Endurance RACE Jarama

Carrera 8 horas resistencia

Tiempos Por Vuelta

10 PRIMERA TEAM NISSAN PRIMERA

2 EFICAR TEAM

Vta.	D	Tiempo	Sector 1	Sector 2	Sector 3	V. Max.	Elapsed
6	1	2:02.371	46.827	40.924	34.620	182.4	12:33.785
7	1	2:03.012	47.085	41.525	34.402	177.9	14:36.797
8	1	2:02.888	47.104	41.376	34.408	181.8	16:39.685
9	1	2:03.004	47.369	41.169	34.466	182.7	18:42.689
10	1	2:04.056	47.515	42.077	34.464	175.8	20:46.745
11	1	2:03.582	47.199	42.028	34.355	173.9	22:50.327
12	1	2:03.752	46.945	41.493	35.314	183.0	24:54.079
13	1	2:03.035	47.503	41.055	34.477	183.3	26:57.114
14	1	2:03.273	47.336	41.424	34.513	181.5	29:00.387
15	1	2:03.221	47.308	41.373	34.540	180.3	31:03.608
16	1	2:03.129	47.201	41.668	34.260	182.1	33:06.737
17	1	2:03.760	47.648	41.821	34.291	171.9	35:10.497
18	1	2:04.136	47.797	41.954	34.385	169.0	37:14.633
19	1	2:04.671	47.280	42.701	34.690	177.3	39:19.304
20	1	2:04.370	47.935	41.862	34.573	171.9	41:23.674
21	1	2:03.920	47.382	41.975	34.563	180.9	43:27.594
22	1	2:04.151	47.297	42.263	34.591	181.8	45:31.745
23	1	2:04.157	47.343	42.293	34.521	177.3	47:35.902
24	1	2:06.846	48.201	42.543	36.102	176.4	49:42.748
25	1	2:04.032	47.897	41.573	34.562	171.1	51:46.780
26	1	2:04.012	47.678	41.513	34.821	174.1	53:50.792
27	1	2:04.606	47.841	42.072	34.693	167.9	55:55.398
28	1	2:05.414	48.042	42.539	34.833	167.4	58:00.812
29	1	2:04.107	47.630	41.880	34.597	179.4	1:00:04.919
30	1	2:09.047	48.121	42.036	38.890	169.0	1:02:13.966
31	1	3:02.909	1:00.021	1:08.656	54.232	109.6	1:05:16.875
32	1	3:35.260	1:16.843	1:18.560	59.857	89.7	1:08:52.135
33	1	2:20.793	57.832	45.635	37.326	109.4	1:11:12.928
34	1	2:12.013	50.560	45.103	36.350	151.2	1:13:24.941
35	1	2:45.040	58.217	1:04.605	42.218	125.0	1:16:09.981
36	1	2:05.693	48.793	42.410	34.490	170.6	1:18:15.674
37	1	2:06.006	48.450	41.988	35.568	174.4	1:20:21.680
38	1	2:03.843	47.773	41.679	34.391	170.8	1:22:25.523
39	1	2:05.741	48.545	42.708	34.488	170.6	1:24:31.264
40	1	2:04.829	48.849	41.585	34.395	139.8	1:26:36.093
41	1	2:05.583	47.528	43.166	34.889	175.0	1:28:41.676
42	1	2:04.738	47.689	42.388	34.661	173.6	1:30:46.414
43	1	2:04.294	47.559	41.642	35.093	177.0	1:32:50.708
44	1	2:03.595	47.495	41.505	34.595	173.6	1:34:54.303
45	1	2:04.083	47.716	41.607	34.760	173.3	1:36:58.386
46	1	2:03.318	47.290	41.367	34.661	170.6	1:39:01.704
47	1	2:03.495	47.546	41.415	34.534	175.6	1:41:05.199
48	1	2:03.818	47.401	41.581	34.836	174.1	1:43:09.017
49	1	2:05.041	47.832	42.812	34.397	175.0	1:45:14.058
50	1	2:03.040	47.205	41.462	34.373	177.6	1:47:17.098
51	1	2:03.510	47.271	41.658	34.581	177.6	1:49:20.608
52	1	2:04.145	47.871	41.398	34.876	170.3	1:51:24.753
53	1	5:26.689 P	50.733	46.264	3:49.692	178.8	1:56:51.442
54	1	6:27.481	5:07.502	44.412	35.567	82.3	2:03:18.923
55	1	2:08.355	49.327	43.495	35.533	175.6	2:05:27.278
56	1	2:08.642	49.768	43.196	35.678	161.6	2:07:35.920

10 PRIMERA TEAM NISSAN PRIMERA

2 EFICAR TEAM

Vta.	D	Tiempo	Sector 1	Sector 2	Sector 3	V. Max.	Elapsed
57	1	2:10.058	49.532	43.799	36.727	165.6	2:09:45.978
58	1	2:09.306	50.471	43.308	35.527	156.9	2:11:55.284
59	1	2:07.773	49.027	43.158	35.588	164.3	2:14:03.057
60	1	2:07.899	49.254	43.096	35.549	161.4	2:16:10.956
61	1	2:09.442	49.253	44.473	35.716	174.4	2:18:20.398
62	1	2:07.452	48.893	42.890	35.669	157.2	2:20:27.850
63	1	2:07.202	48.822	42.803	35.577	172.2	2:22:35.052
64	1	2:10.868	50.993	44.579	35.296	170.6	2:24:45.920
65	1	2:07.695	48.958	43.387	35.350	169.5	2:26:53.615
66	1	2:13.808	49.423	43.970	40.415	170.0	2:29:07.423
67	1	2:41.916	59.890	56.436	45.590	130.2	2:31:49.339
68	1	3:08.167	1:25.858	1:04.641	37.668	57.6	2:34:57.506
69	1	2:07.052	48.853	42.900	35.299	169.5	2:37:04.558
70	1	2:06.534	48.716	42.812	35.006	167.9	2:39:11.092
71	1	2:06.566	48.714	42.615	35.237	165.3	2:41:17.658
72	1	2:09.047	49.043	44.764	35.240	172.2	2:43:26.705
73	1	2:07.379	49.025	43.043	35.311	166.9	2:45:34.084
74	1	2:08.027	49.158	42.848	36.021	171.4	2:47:42.111
75	1	2:07.141	49.257	42.350	35.534	166.4	2:49:49.252
76	1	2:06.731	48.960	42.615	35.156	175.3	2:51:55.983
77	1	2:08.122	48.888	42.927	36.307	168.4	2:54:04.105
78	1	2:07.371	48.844	43.017	35.510	170.6	2:56:11.476
79	1	2:07.363	48.956	43.002	35.405	171.1	2:58:18.839
80	1	2:08.048	48.897	43.621	35.530	166.1	3:00:26.887
81	1	2:08.923	49.213	44.072	35.638	162.1	3:02:35.810
82	1	2:07.196	48.846	43.091	35.259	173.9	3:04:43.006
83	1	2:08.940	50.077	43.660	35.203	170.3	3:06:51.946
84	1	2:06.430	48.831	42.604	34.995	172.2	3:08:58.376
85	1	2:07.160	49.267	43.050	34.843	179.7	3:11:05.536
86	1	2:06.348	48.049	43.019	35.280	178.2	3:13:11.884
87	1	2:07.036	48.996	42.869	35.171	168.2	3:15:18.920
88	1	2:08.003	49.477	43.168	35.358	169.2	3:17:26.923
89	1	2:07.462	49.227	42.803	35.432	165.1	3:19:34.385
90	1	2:09.944	49.301	45.410	35.233	171.7	3:21:44.329
91	1	2:07.110	48.916	42.938	35.256	166.1	3:23:51.439
92	1	2:07.561	49.776	42.522	35.263	168.7	3:25:59.000
93	1	2:08.484	50.229	42.997	35.258	156.7	3:28:07.484
94	1	2:07.958	48.790	43.569	35.599	171.7	3:30:15.442
95	1	5:57.775 P	49.074	43.537	4:25.164	171.1	3:36:13.217
96	1	10:44.485	9:22.663	45.122	36.700	84.0	3:46:57.702
97	1	2:09.849	49.445	44.054	36.350	167.4	3:49:07.551
98	1	2:10.868	50.440	44.028	36.400	157.6	3:51:18.419
99	1	2:09.668	49.540	43.665	36.463	162.4	3:53:28.087
100	1	2:09.140	50.398	43.481	35.261	157.4	3:55:37.227
101	1	2:08.156	48.797	44.149	35.210	172.8	3:57:45.383
102	1	2:12.323	50.192	46.169	35.962	155.3	3:59:57.706
103	1	2:12.378	51.529	44.032	36.817	150.0	4:02:10.084
104	1	2:07.396	49.280	43.016	35.100	153.6	4:04:17.480
105	1	2:07.930	48.955	43.568	35.407	170.3	4:06:25.410
106	1	2:08.150	49.183	43.683	35.284	165.8	4:08:33.560
107	1	2:09.020	49.203	43.061	36.756	170.3	4:10:42.580

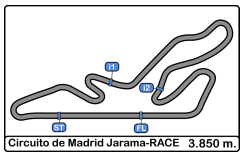

Circuito de Madrid Jarama - RACE
XI UV Endurance RACE Jarama
Carrera 8 horas resistencia
Tiempos Por Vuelta

10 PRIMERA TEAM — NISSAN PRIMERA

2 — EFICAR TEAM

Vta.	D	Tiempo		Sector 1	Sector 2	Sector 3	V. Max.	Elapsed
108	1	2:08.850		49.381	44.179	35.290	169.5	4:12:51.430
109	1	2:06.699		48.584	43.211	34.904	168.7	4:14:58.129
110	1	2:06.784		48.762	42.800	35.222	160.4	4:17:04.913
111	1	2:08.389		49.896	43.050	35.443	160.9	4:19:13.302
112	1	2:06.757		48.693	42.953	35.111	171.9	4:21:20.059
113	1	2:07.209		48.721	43.393	35.095	160.4	4:23:27.268
114	1	2:06.271		48.186	42.842	35.243	170.0	4:25:33.539
115	1	2:06.899		48.252	42.508	36.139	173.0	4:27:40.438
116	1	2:06.346		48.280	42.689	35.377	174.4	4:29:46.784
117	1	2:05.899		48.187	42.484	35.228	169.5	4:31:52.683
118	1	2:06.698		48.796	42.456	35.446	166.6	4:33:59.381
119	1	2:05.140		48.118	42.127	34.895	162.1	4:36:04.521
120	1	2:05.419		48.896	42.005	34.518	149.7	4:38:09.940
121	1	2:04.827		47.630	42.641	34.556	179.4	4:40:14.767
122	1	2:05.173		47.675	42.015	35.483	171.7	4:42:19.940
123	1	2:07.595		48.091	44.071	35.433	175.3	4:44:27.535
124	1	2:05.346		48.210	42.260	34.876	174.1	4:46:32.881
125	1	2:04.104		47.752	41.783	34.569	173.0	4:48:36.985
126	1	2:06.239		47.964	43.239	35.036	171.4	4:50:43.224
127	1	2:06.308		48.609	42.545	35.154	161.6	4:52:49.532
128	1	2:06.823		48.463	43.389	34.971	164.6	4:54:56.355
129	1	2:06.510		48.458	42.843	35.209	171.4	4:57:02.865
130	1	2:05.831		48.470	42.362	34.999	168.2	4:59:08.696
131	1	2:07.069		48.564	43.226	35.279	166.1	5:01:15.765
132	1	2:08.356		48.920	43.901	35.535	150.0	5:03:24.121
133	1	2:06.600		48.155	42.948	35.497	172.2	5:05:30.721
134	1	2:06.052		48.427	42.674	34.951	159.2	5:07:36.773
135	1	2:07.734		48.835	42.764	36.135	162.8	5:09:44.507
136	1	2:12.560		50.605	43.867	38.088	148.1	5:11:57.067
137	1	5:44.532	P	50.345	44.407	4:09.780	165.8	5:17:41.599
138	1	6:49.728	P	5:17.707	45.859	46.162	91.2	5:24:31.327
139	1	10:02.818		8:43.002	44.069	35.747	88.1	5:34:34.145
140	1	2:07.779		49.481	42.932	35.366	169.2	5:36:41.924
141	1	2:08.940		49.179	43.259	36.502	165.3	5:38:50.864
142	1	2:06.800		49.301	42.456	35.043	165.1	5:40:57.664
143	1	2:09.371		48.670	42.234	38.467	169.8	5:43:07.035

11 RR2 MOTORSPORT — V. GOLF

2 — ESCUDERIA MEDITERRANEO DE ALICANTE

Vta.	D	Tiempo		Sector 1	Sector 2	Sector 3	V. Max.	Elapsed
1	1	2:14.158		57.729	41.823	34.606	149.5	2:14.158
2	1	2:03.090		47.277	41.427	34.386	175.8	4:17.248
3	1	2:02.540		46.337	41.554	34.649	182.7	6:19.788
4	1	2:02.270		47.064	40.762	34.444	181.5	8:22.058
5	1	2:02.119		46.853	40.735	34.531	184.6	10:24.177
6	1	2:02.208		46.927	40.934	34.347	182.1	12:26.385
7	1	2:02.324		46.704	41.200	34.420	183.3	14:28.709
8	1	2:02.853		47.282	41.227	34.344	173.3	16:31.562
9	1	2:02.182		46.913	41.035	34.234	177.3	18:33.744
10	1	2:02.101		46.652	41.035	34.414	182.1	20:35.845
11	1	2:02.061		46.945	40.948	34.168	182.7	22:37.906

11 RR2 MOTORSPORT — V. GOLF

2 — ESCUDERIA MEDITERRANEO DE ALICANTE

Vta.	D	Tiempo		Sector 1	Sector 2	Sector 3	V. Max.	Elapsed
12	1	2:01.864		46.770	40.862	34.232	181.8	24:39.770
13	1	2:01.636		46.624	40.839	34.173	183.9	26:41.406
14	1	2:01.649		46.444	40.901	34.304	181.2	28:43.055
15	1	2:02.228		46.653	41.260	34.315	182.1	30:45.283
16	1	2:03.807		47.176	41.184	35.447	175.6	32:49.090
17	1	2:02.077		47.065	40.817	34.195	175.8	34:51.167
18	1	2:02.607		46.539	41.010	35.058	181.8	36:53.774
19	1	2:02.403		46.730	41.098	34.575	179.7	38:56.177
20	1	2:03.199		46.691	41.828	34.680	185.5	40:59.376
21	1	2:02.092		46.433	41.240	34.419	183.3	43:01.468
22	1	2:03.093		47.435	40.940	34.718	182.1	45:04.561
23	1	2:03.712		48.144	41.136	34.432	183.0	47:08.273
24	1	2:03.462		46.913	41.827	34.722	182.4	49:11.735
25	1	2:03.685		47.168	41.402	35.115	181.5	51:15.420
26	1	2:03.846		47.753	41.591	34.502	174.7	53:19.266
27	1	2:03.482		47.605	41.460	34.417	175.3	55:22.748
28	1	2:03.876		47.550	41.405	34.921	174.4	57:26.624
29	1	2:03.382		47.131	41.595	34.656	183.3	59:30.006
30	1	2:05.780		48.467	42.294	35.019	173.3	1:01:35.786
31	1	9:43.827	P	1:17.706	1:21.822	7:04.299	118.9	1:11:19.613
32	1	5:33.670		4:12.251	45.611	35.808	83.6	1:16:53.283
33	1	2:07.306		48.576	42.916	35.814	177.6	1:19:00.589
34	1	2:06.614		48.681	42.223	35.710	182.7	1:21:07.203
35	1	2:05.817		48.049	42.450	35.318	183.6	1:23:13.020
36	1	2:05.697		48.126	42.078	35.493	182.7	1:25:18.717
37	1	2:05.296		48.045	42.029	35.222	181.2	1:27:24.013
38	1	2:04.884		47.831	41.891	35.162	179.4	1:29:28.897
39	1	4:31.340	P	47.617	41.651	3:02.072	183.9	1:34:00.237
40	1	6:45.295		5:28.697	41.661	34.937	71.6	1:40:45.532
41	1	2:04.043		47.550	41.356	35.137	188.1	1:42:49.575
42	1	2:04.315		47.724	41.409	35.182	185.8	1:44:53.890
43	1	2:03.738		47.347	41.453	34.938	188.4	1:46:57.628
44	1	2:03.324		47.526	41.004	34.794	186.8	1:49:00.952
45	1	2:03.612		47.359	41.220	35.033	181.2	1:51:04.564
46	1	2:03.043		47.333	41.055	34.655	189.8	1:53:07.607
47	1	2:06.311		48.587	43.023	34.701	186.2	1:55:13.918
48	1	2:03.486		47.247	41.632	34.607	187.5	1:57:17.404
49	1	2:04.822		48.515	41.038	35.269	184.3	1:59:22.226
50	1	2:06.106		47.543	42.351	36.212	185.5	2:01:28.332
51	1	2:03.675		47.623	41.060	34.992	182.4	2:03:32.007
52	1	2:03.098		47.288	41.114	34.696	184.9	2:05:35.105
53	1	2:03.261		47.272	41.130	34.859	189.4	2:07:38.366
54	1	2:06.206		47.784	43.511	34.911	183.6	2:09:44.572
55	1	2:04.651		48.097	41.141	35.413	184.9	2:11:49.223
56	1	2:05.276		47.735	42.445	35.096	174.7	2:13:54.499
57	1	6:06.893	P	48.048	41.008	4:37.837	187.1	2:20:01.392
58	1	6:42.825		5:24.623	42.923	35.279	86.8	2:26:44.217
59	1	2:18.066		48.119	48.001	41.946	184.6	2:29:02.283
60	1	2:46.055		1:03.565	55.385	47.105	111.6	2:31:48.338
61	1	3:06.257		1:25.662	1:03.453	37.142	59.0	2:34:54.595
62	1	2:06.350		47.405	43.343	35.602	185.8	2:37:00.945

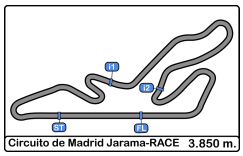

Circuito de Madrid Jarama - RACE

XI UV Endurance RACE Jarama

Carrera 8 horas resistencia

Tiempos Por Vuelta

11 RR2 MOTORSPORT V. GOLF

2 ESCUDERIA MEDITERRANEO DE ALICANTE

Vta.	D	Tiempo	Sector 1	Sector 2	Sector 3	V. Max.	Elapsed
63	1	2:05.136	47.700	42.745	34.691	175.6	2:39:06.081
64	1	2:03.464	47.383	41.643	34.438	188.4	2:41:09.545
65	1	2:04.573	47.737	41.837	34.999	185.8	2:43:14.118
66	1	2:04.901	47.330	42.908	34.663	183.6	2:45:19.019
67	1	2:02.944	47.205	41.242	34.497	184.3	2:47:21.963
68	1	2:03.206	47.259	41.287	34.660	184.3	2:49:25.169
69	1	2:03.128	47.269	41.400	34.459	186.5	2:51:28.297
70	1	2:02.389	46.627	41.284	34.478	187.8	2:53:30.686
71	1	2:05.129	48.264	42.125	34.740	191.1	2:55:35.815
72	1	2:02.605	46.823	41.476	34.306	185.2	2:57:38.420
73	1	2:04.290	47.017	41.844	35.429	181.5	2:59:42.710
74	1	2:04.241	47.485	41.881	34.875	182.4	3:01:46.951
75	1	2:03.864	47.125	41.719	35.020	185.8	3:03:50.815
76	1	2:04.210	47.596	42.007	34.607	184.6	3:05:55.025
77	1	2:05.733	47.697	42.672	35.364	174.1	3:08:00.758
78	1	2:02.983	46.960	41.423	34.600	188.1	3:10:03.741
79	1	2:04.158	47.380	41.892	34.886	188.1	3:12:07.899
80	1	2:03.226	47.638	41.192	34.396	180.0	3:14:11.125
81	1	2:03.095	47.234	41.329	34.532	187.5	3:16:14.220
82	1	2:03.591	46.792	42.362	34.437	188.4	3:18:17.811
83	1	2:04.234	46.928	42.525	34.781	186.5	3:20:22.045
84	1	2:04.339	47.434	41.978	34.927	179.1	3:22:26.384
85	1	2:04.455	48.259	41.443	34.753	184.3	3:24:30.839
86	1	2:04.281	47.995	41.896	34.390	171.7	3:26:35.120
87	1	2:04.236	47.910	41.428	34.898	186.8	3:28:39.356
88	1	2:04.146	47.069	42.219	34.858	186.2	3:30:43.502
89	1	2:05.983	48.812	42.253	34.918	182.7	3:32:49.485
90	1	4:17.542 P	47.390	41.511	2:48.641	183.6	3:37:07.027
91	1	7:21.145	6:04.991	41.421	34.733	81.6	3:44:28.172
92	1	2:03.106	47.165	41.142	34.799	186.8	3:46:31.278
93	1	2:02.658	47.414	41.014	34.230	188.4	3:48:33.936
94	1	2:03.591	47.296	40.942	35.353	190.4	3:50:37.527
95	1	2:02.130	46.734	41.042	34.354	189.8	3:52:39.657
96	1	2:05.541	48.221	42.634	34.686	189.4	3:54:45.198
97	1	2:05.762	47.272	41.798	36.692	189.1	3:56:50.960
98	1	2:06.315	47.927	41.620	36.768	184.6	3:58:57.275
99	1	2:04.357	48.093	41.348	34.916	184.6	4:01:01.632
100	1	2:02.913	47.119	40.926	34.868	186.8	4:03:04.545
101	1	2:02.915	47.378	40.880	34.657	189.1	4:05:07.460
102	1	2:02.045	46.772	40.858	34.415	189.8	4:07:09.505
103	1	2:05.240	47.525	42.043	35.672	188.4	4:09:14.745
104	1	2:02.085	46.688	40.725	34.672	187.8	4:11:16.830
105	1	2:02.913	46.800	41.752	34.361	189.1	4:13:19.743
106	1	2:02.782	46.947	41.092	34.743	187.5	4:15:22.525
107	1	2:01.726	46.717	40.535	34.474	188.4	4:17:24.251
108	1	2:02.599	46.989	41.013	34.597	189.1	4:19:26.850
109	1	2:03.242	46.750	41.984	34.508	189.4	4:21:30.092
110	1	2:03.759	48.396	40.795	34.568	179.7	4:23:33.851
111	1	2:02.117	46.425	40.632	35.060	188.4	4:25:35.968
112	1	2:03.166	47.176	41.563	34.427	189.8	4:27:39.134
113	1	2:01.812	46.691	40.561	34.560	186.2	4:29:40.946

11 RR2 MOTORSPORT V. GOLF

2 ESCUDERIA MEDITERRANEO DE ALICANTE

Vta.	D	Tiempo	Sector 1	Sector 2	Sector 3	V. Max.	Elapsed
114	1	2:01.627	46.721	40.530	34.376	185.8	4:31:42.573
115	1	2:01.905	47.052	40.524	34.329	187.5	4:33:44.478
116	1	2:01.427	46.584	40.536	34.307	188.1	4:35:45.905
117	1	2:01.247	46.532	40.476	34.239	186.5	4:37:47.152
118	1	2:01.759	46.866	40.525	34.368	188.1	4:39:48.911
119	1	2:02.136	47.010	40.802	34.324	189.1	4:41:51.047
120	1	2:02.562	47.216	40.682	34.664	188.4	4:43:53.609
121	1	2:01.533	46.449	40.471	34.613	186.5	4:45:55.142
122	1	5:33.584 P	46.851	50.124	3:56.609	187.8	4:51:28.726
123	1	10:58.147	9:38.608	43.794	35.745	81.3	5:02:26.873
124	1	2:04.966	48.268	41.774	34.924	170.8	5:04:31.839
125	1	2:03.292	47.342	41.617	34.333	185.8	5:06:35.131
126	1	2:03.470	47.286	41.424	34.760	183.0	5:08:38.601
127	1	2:04.838	47.190	43.060	34.588	182.1	5:10:43.439
128	1	2:03.136	47.285	41.430	34.421	185.5	5:12:46.575
129	1	2:02.761	46.925	41.338	34.498	185.2	5:14:49.336
130	1	2:03.331	47.352	41.346	34.633	183.9	5:16:52.667
131	1	2:03.419	47.224	41.535	34.660	183.9	5:18:56.086
132	1	2:04.751	48.119	42.086	34.546	183.9	5:21:00.837
133	1	2:04.635	47.801	42.223	34.611	184.3	5:23:05.472
134	1	2:04.162	47.791	41.679	34.692	183.0	5:25:09.634
135	1	2:04.432	47.724	41.768	34.940	178.8	5:27:14.066
136	1	2:04.796	48.323	41.833	34.640	182.1	5:29:18.862
137	1	2:05.194	48.616	41.923	34.655	177.9	5:31:24.056
138	1	2:03.532	47.458	41.815	34.259	183.6	5:33:27.588
139	1	2:04.159	47.293	42.006	34.860	186.2	5:35:31.747
140	1	2:05.169	48.245	41.612	35.312	181.2	5:37:36.916
141	1	2:03.491	47.341	41.373	34.777	184.6	5:39:40.407
142	1	2:04.859	47.594	42.430	34.835	183.9	5:41:45.266
143	1	2:07.590	49.770	42.405	35.415	174.1	5:43:52.856
144	1	2:12.103	52.702	44.323	35.078	171.9	5:46:04.959
145	1	2:08.932	48.916	44.646	35.370	177.9	5:48:13.891
146	1	6:28.391 P	48.700	42.096	4:57.595	178.8	5:54:42.282
147	1	9:26.510	8:06.009	45.313	35.188	68.8	6:04:08.792
148	1	2:05.699	48.261	42.294	35.144	171.4	6:06:14.491
149	1	2:04.659	47.717	42.108	34.834	173.6	6:08:19.150
150	1	2:06.228	47.981	42.804	35.443	178.2	6:10:25.378
151	1	2:06.217	48.446	42.662	35.109	174.1	6:12:31.595
152	1	2:05.838	47.858	42.602	35.378	172.8	6:14:37.433
153	1	2:06.993	48.194	43.896	34.903	166.9	6:16:44.426
154	1	2:05.143	47.761	42.660	34.722	175.0	6:18:49.569
155	1	2:04.051	47.380	41.842	34.829	176.4	6:20:53.620
156	1	2:04.896	47.323	42.578	34.995	174.4	6:22:58.516
157	1	2:06.202	47.520	42.531	36.151	179.7	6:25:04.718
158	1	2:05.880	47.663	42.406	35.811	172.5	6:27:10.598
159	1	2:04.213	47.467	42.134	34.612	180.3	6:29:14.811
160	1	2:04.206	47.173	42.116	34.917	187.8	6:31:19.017
161	1	2:03.670	47.061	41.782	34.827	183.0	6:33:22.687
162	1	2:03.824	47.363	41.673	34.788	178.2	6:35:26.511
163	1	2:06.367	47.749	43.397	35.221	162.8	6:37:32.878
164	1	2:05.804	48.165	42.774	34.865	162.4	6:39:38.682

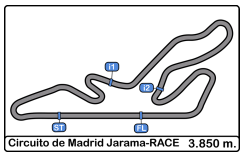

Circuito de Madrid Jarama - RACE
XI UV Endurance RACE Jarama
Carrera 8 horas resistencia
Tiempos Por Vuelta

11 RR2 MOTORSPORT V. GOLF

2 ESCUDERIA MEDITERRANEO DE ALICANTE

Vta.	D	Tiempo	Sector 1	Sector 2	Sector 3	V. Max.	Elapsed
165	1	2:05.467	47.714	42.604	35.149	162.6	6:41:44.149
166	1	2:23.323	48.023	52.547	42.753	170.6	6:44:07.472
167	1	4:13.341	59.454	1:58.989	1:14.898	127.0	6:48:20.813
168	1	2:37.138	57.524	53.092	46.522	127.3	6:50:57.951
169	1	2:26.193	58.156	50.508	37.529	122.8	6:53:24.144
170	1	2:08.807	49.047	43.626	36.134	163.1	6:55:32.951
171	1	2:08.742	48.836	44.152	35.754	161.9	6:57:41.693
172	1	4:44.774 P	48.938	44.115	3:11.721	162.6	7:02:26.467
173	1	9:56.996	8:36.152	44.839	36.005	66.5	7:12:23.463
174	1	2:07.010	48.803	42.879	35.328	159.0	7:14:30.473
175	1	2:08.397	49.237	43.270	35.890	170.8	7:16:38.870
176	1	2:07.363	48.095	43.353	35.915	175.0	7:18:46.233
177	1	2:08.106	48.570	43.582	35.954	166.9	7:20:54.339
178	1	2:08.496	49.750	42.890	35.856	166.4	7:23:02.835
179	1	2:09.641	48.922	44.559	36.160	163.3	7:25:12.476
180	1	2:09.060	48.773	43.978	36.309	165.3	7:27:21.536
181	1	2:09.694	49.052	44.712	35.930	167.1	7:29:31.230
182	1	2:08.462	48.783	43.576	36.103	159.0	7:31:39.692
183	1	2:08.788	49.179	43.725	35.884	154.2	7:33:48.480
184	1	2:08.721	48.417	43.844	36.460	162.6	7:35:57.201
185	1	2:09.810	49.968	43.017	36.825	158.8	7:38:07.011
186	1	2:11.373	48.937	46.863	35.573	171.1	7:40:18.384
187	1	2:06.110	48.339	42.543	35.228	165.1	7:42:24.494
188	1	2:07.996	48.197	44.518	35.281	167.7	7:44:32.490
189	1	2:07.500	48.077	43.400	36.023	174.4	7:46:39.990
190	1	2:08.146	48.816	43.330	36.000	162.6	7:48:48.136
191	1	2:06.307	48.068	43.070	35.169	168.4	7:50:54.443
192	1	2:06.168	48.262	42.848	35.058	169.5	7:53:00.611
193	1	2:06.768	48.567	42.583	35.618	169.8	7:55:07.379
194	1	2:06.973	48.114	43.156	35.703	170.0	7:57:14.352
195	1	2:06.860	48.799	42.454	35.607	150.8	7:59:21.212
196	1	2:07.620	48.391	43.444	35.785	169.5	8:01:28.832
197	1	2:08.540	48.301	44.060	36.179	165.8	8:03:37.372

12 4 TEAM BMW 318

2 JORGE RAMIREZ FERNANDEZ

Vta.	D	Tiempo	Sector 1	Sector 2	Sector 3	V. Max.	Elapsed
1	1	2:07.958	54.433	40.297	33.228	164.1	2:07.958
2	1	2:00.108	45.908	40.282	33.918	188.1	4:08.066
3	1	2:00.675	46.643	40.363	33.669	181.8	6:08.741
4	1	1:59.664	45.898	40.358	33.408	192.8	8:08.405
5	1	1:59.949	45.981	40.125	33.843	192.1	10:08.354
6	1	2:00.648	46.560	40.563	33.525	188.8	12:09.002
7	1	2:00.694	46.511	40.527	33.656	191.4	14:09.696
8	1	1:59.534	45.875	40.135	33.524	192.1	16:09.230
9	1	1:59.154	45.555	40.065	33.534	192.5	18:08.384
10	1	1:59.077	45.381	40.175	33.521	192.8	20:07.461
11	1	2:00.285	45.759	41.163	33.363	193.2	22:07.746
12	1	1:58.663	45.588	39.824	33.251	194.5	24:06.409
13	1	1:59.098	45.924	39.878	33.296	194.9	26:05.507
14	1	2:00.975	45.752	41.576	33.647	196.0	28:06.482

12 4 TEAM BMW 318

2 JORGE RAMIREZ FERNANDEZ

Vta.	D	Tiempo	Sector 1	Sector 2	Sector 3	V. Max.	Elapsed
15	1	1:59.442	45.783	40.360	33.299	195.2	30:05.924
16	1	2:00.019	45.837	40.322	33.860	196.0	32:05.943
17	1	1:59.212	45.686	40.103	33.423	195.2	34:05.155
18	1	1:58.985	45.721	39.922	33.342	194.9	36:04.140
19	1	1:59.787	46.313	40.244	33.230	196.3	38:03.927
20	1	1:58.633	45.505	39.736	33.392	197.0	40:02.560
21	1	1:59.409	45.426	39.995	33.988	196.0	42:01.969
22	1	1:59.339	45.820	39.830	33.689	194.9	44:01.308
23	1	5:11.484 P	45.580	40.111	3:45.793	197.0	49:12.792
24	1	5:55.495	4:40.444	40.731	34.320	82.6	55:08.287
25	1	2:02.207	46.280	41.653	34.274	188.8	57:10.494
26	1	2:01.297	46.505	41.052	33.740	185.8	59:11.791
27	1	2:02.138	46.964	41.421	33.753	186.2	1:01:13.929
28	1	2:16.785	49.650	49.364	37.771	188.1	1:03:30.714
29	1	2:24.733	56.627	49.771	38.335	134.8	1:05:55.447
30	1	3:05.742	54.617	1:14.035	57.090	134.8	1:09:01.189
31	1	2:25.607	1:06.781	44.203	34.623	95.8	1:11:26.796
32	1	2:09.329	48.530	44.618	36.181	162.6	1:13:36.125
33	1	2:42.153	55.909	1:04.968	41.276	116.0	1:16:18.278
34	1	2:06.229	47.579	43.189	35.461	181.5	1:18:24.507
35	1	2:01.744	46.910	41.434	33.400	181.5	1:20:26.251
36	1	2:00.450	46.106	40.922	33.422	190.8	1:22:26.701
37	1	2:03.810	46.766	42.189	34.855	181.8	1:24:30.511
38	1	2:00.569	46.307	40.694	33.568	176.4	1:26:31.080
39	1	2:00.063	45.731	40.732	33.600	188.4	1:28:31.143
40	1	2:00.542	46.391	40.645	33.506	188.1	1:30:31.685
41	1	2:00.405	45.892	40.800	33.713	190.4	1:32:32.090
42	1	2:02.898	47.000	42.102	33.796	189.8	1:34:34.988
43	1	1:59.728	46.031	40.246	33.451	183.0	1:36:34.716
44	1	2:03.159	46.463	42.674	34.022	188.4	1:38:37.875
45	1	2:08.120 P	46.170	40.867	41.083	191.4	1:40:45.995
46	1	2:24.435	1:08.385	41.667	34.383	94.1	1:43:10.430
47	1	2:01.639	46.895	41.342	33.402	183.6	1:45:12.069
48	1	2:00.037	45.999	40.445	33.593	189.8	1:47:12.106
49	1	2:01.178	46.308	40.898	33.972	187.1	1:49:13.284
50	1	2:01.734	46.543	41.079	34.112	194.2	1:51:15.018
51	1	2:00.359	45.630	40.682	34.047	189.4	1:53:15.377
52	1	2:00.976	46.379	40.991	33.606	184.3	1:55:16.353
53	1	2:01.974	46.819	41.079	34.076	185.2	1:57:18.327
54	1	2:00.757	46.449	40.596	33.712	189.1	1:59:19.084
55	1	2:01.062	46.002	41.161	33.899	189.1	2:01:20.146
56	1	2:00.471	45.886	41.032	33.553	189.8	2:03:20.617
57	1	2:02.410	46.378	41.300	34.732	184.9	2:05:23.027
58	1	2:01.112	46.902	40.403	33.807	190.1	2:07:24.139
59	1	2:01.114	47.035	40.777	33.302	182.4	2:09:25.253
60	1	2:01.385	46.327	41.182	33.876	188.8	2:11:26.638
61	1	2:01.034	46.265	40.349	34.420	186.8	2:13:27.672
62	1	4:26.333 P	46.674	41.200	2:58.459	184.6	2:17:54.005
63	1	6:58.795	5:40.028	43.281	35.486	74.3	2:24:52.800
64	1		59.882			127.9	

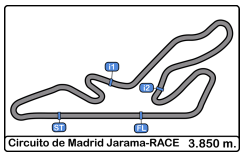

Circuito de Madrid Jarama - RACE
XI UV Endurance RACE Jarama
Carrera 8 horas resistencia
Tiempos Por Vuelta

13 ASAP RACING HONDA CIVIC
1 ANDRES SANCHEZ PEREZ

Vta.	D	Tiempo	Sector 1	Sector 2	Sector 3	V. Max.	Elapsed
1	1	2:10.082	55.841	40.358	33.883	162.6	2:10.082
2	1	2:01.682	46.793	40.402	34.487	188.1	4:11.764
3	1	2:00.519	46.414	40.388	33.717	192.5	6:12.283
4	1	2:00.412	46.322	40.449	33.641	192.8	8:12.695
5	1	2:02.785	46.235	42.185	34.365	193.2	10:15.480
6	1	2:00.789	46.536	40.283	33.970	192.8	12:16.269
7	1	2:01.510	47.298	40.496	33.716	192.8	14:17.779
8	1	2:00.332	46.087	40.390	33.855	194.5	16:18.111
9	1	1:59.880	46.179	40.020	33.681	193.8	18:17.991
10	1	2:00.939	46.499	40.140	34.300	193.2	20:18.930
11	1	2:00.913	46.425	40.507	33.981	191.1	22:19.843
12	1	2:01.154	46.485	40.532	34.137	192.8	24:20.997
13	1	2:01.102	46.461	40.569	34.072	191.4	26:22.099
14	1	2:04.496	46.689	42.665	35.142	193.8	28:26.595
15	1	2:01.252	46.562	40.687	34.003	190.1	30:27.847
16	1	1:59.764	45.968	40.032	33.764	191.8	32:27.611
17	1	1:59.832	46.050	40.165	33.617	195.2	34:27.443
18	1	2:02.281	48.164	40.364	33.753	188.8	36:29.724
19	1	2:00.780	46.319	40.172	34.289	194.2	38:30.504
20	1	2:00.092	45.967	40.151	33.974	193.5	40:30.596
21	1	2:00.626	46.410	40.209	34.007	190.8	42:31.222
22	1	2:00.112	46.148	40.026	33.938	192.5	44:31.334
23	1	1:59.961	45.998	40.287	33.676	192.8	46:31.295
24	1	2:00.452	45.933	40.391	34.128	193.8	48:31.747
25	1	2:01.113	47.057	40.219	33.837	187.1	50:32.860
26	1	2:01.764	46.150	41.381	34.233	190.4	52:34.624
27	1	2:02.110	46.842	40.889	34.379	189.8	54:36.734
28	1	2:02.664	48.103	40.584	33.977	169.0	56:39.398
29	1	2:02.750	46.199	41.652	34.899	191.8	58:42.148
30	1	2:02.070	46.568	41.449	34.053	187.5	1:00:44.218
31	1	2:03.669	47.730	41.656	34.283	177.6	1:02:47.887
32	1	2:34.159	47.953	53.946	52.260	162.8	1:05:22.046
33	1	3:33.774	1:16.342	1:18.633	58.799	81.8	1:08:55.820
34	1	2:20.963	1:00.267	44.450	36.246	103.2	1:11:16.783
35	1	2:13.320	51.417	45.299	36.604	141.9	1:13:30.103
36	1	2:43.306	57.447	1:04.795	41.064	100.7	1:16:13.409
37	1	2:02.947	48.616	40.893	33.438	168.2	1:18:16.356
38	1	2:02.370	46.494	40.861	35.015	192.5	1:20:18.726
39	1	2:01.292	47.745	39.741	33.806	182.7	1:22:20.018
40	1	2:01.710	46.536	41.039	34.135	192.8	1:24:21.728
41	1	2:00.348	46.054	40.234	34.060	193.5	1:26:22.076
42	1	2:01.441	46.388	40.977	34.076	190.4	1:28:23.517
43	1	2:00.983	46.155	41.033	33.795	190.8	1:30:24.500
44	1	2:02.147	46.626	41.114	34.407	189.8	1:32:26.647
45	1	2:00.963	46.365	40.616	33.982	189.4	1:34:27.610
46	1	2:01.902	46.276	40.769	34.857	190.4	1:36:29.512
47	1	2:01.429	47.097	40.515	33.817	170.0	1:38:30.941
48	1	2:01.519	46.258	41.015	34.246	194.2	1:40:32.460
49	1	2:01.014	46.323	40.790	33.901	192.5	1:42:33.474
50	1	2:00.768	46.313	40.437	34.018	189.4	1:44:34.242
51	1	2:01.586	46.686	40.791	34.109	192.1	1:46:35.828

13 ASAP RACING HONDA CIVIC
1 ANDRES SANCHEZ PEREZ

Vta.	D	Tiempo	Sector 1	Sector 2	Sector 3	V. Max.	Elapsed
52	1	2:04.186	46.073	41.005	37.108	192.5	1:48:40.014
53	1	2:03.754	47.279	41.617	34.858	185.8	1:50:43.768
54	1	2:04.205	47.117	42.454	34.634	185.5	1:52:47.973
55	1	2:03.082	46.741	41.580	34.761	185.8	1:54:51.055
56	1	2:04.747	46.802	43.269	34.676	184.9	1:56:55.802
57	1	2:03.350	47.472	41.086	34.792	184.9	1:58:59.152
58	1	2:04.600	47.139	42.144	35.317	181.5	2:01:03.752
59	1	4:32.959 P	47.197	41.327	3:04.435	177.3	2:05:36.711
60	1	8:18.149	7:02.703	41.218	34.228	66.3	2:13:54.860
61	1	2:02.113	47.304	40.693	34.116	176.4	2:15:56.973
62	1	2:02.173	46.739	41.150	34.284	186.5	2:17:59.146
63	1	2:02.216	46.309	41.232	34.675	190.1	2:20:01.362
64	1	2:01.861	47.442	40.572	33.847	171.7	2:22:03.223
65	1	2:00.742	46.218	40.719	33.805	190.4	2:24:03.965
66	1	2:01.313	46.179	40.784	34.350	191.8	2:26:05.278
67	1	2:08.853	46.540	44.348	37.965	189.4	2:28:14.131
68	1	3:23.749	56.598	1:23.621	1:03.530	152.7	2:31:37.880
69	1	3:03.232	1:26.616	57.361	39.255	60.7	2:34:41.112
70	1	2:00.527	46.457	40.408	33.662	177.9	2:36:41.639
71	1	2:00.531	46.585	40.269	33.677	189.4	2:38:42.170
72	1	2:00.119	46.232	40.163	33.724	176.4	2:40:42.289
73	1	2:00.743	47.098	40.105	33.540	174.7	2:42:43.032
74	1	2:00.590	46.912	40.148	33.530	181.5	2:44:43.622
75	1	1:59.278	46.128	39.793	33.357	182.7	2:46:42.900
76	1	2:00.409	47.387	39.802	33.220	185.5	2:48:43.309
77	1	2:00.626	46.049	40.782	33.795	186.2	2:50:43.935
78	1	2:00.526	46.126	40.951	33.449	188.1	2:52:44.461
79	1	2:00.021	45.977	40.283	33.761	191.1	2:54:44.482
80	1	2:00.795	46.305	40.906	33.584	190.1	2:56:45.277
81	1	2:00.163	46.100	40.299	33.764	191.4	2:58:45.440
82	1	1:59.954	46.257	40.132	33.565	192.5	3:00:45.394
83	1	1:59.804	46.104	40.124	33.576	182.7	3:02:45.198
84	1	2:00.090	46.127	40.402	33.561	190.8	3:04:45.288
85	1	2:01.468	46.629	41.051	33.788	185.8	3:06:46.756
86	1	2:00.123	46.023	40.477	33.623	189.8	3:08:46.879
87	1	2:00.807	46.523	40.532	33.752	183.3	3:10:47.686
88	1	1:59.777	46.137	40.037	33.603	191.8	3:12:47.463
89	1	2:00.600	46.208	40.656	33.736	191.1	3:14:48.063
90	1	1:59.643	45.932	40.200	33.511	190.1	3:16:47.706
91	1	1:59.648	45.977	40.007	33.664	189.1	3:18:47.354
92	1	1:59.568	45.834	39.977	33.757	190.8	3:20:46.922
93	1	2:00.172	45.726	40.429	34.017	191.4	3:22:47.094
94	1	2:00.999	46.519	40.305	34.175	189.1	3:24:48.093
95	1	2:00.186	46.104	40.117	33.965	187.1	3:26:48.279
96	1	1:59.820	45.962	40.306	33.552	191.4	3:28:48.099
97	1	2:01.810	46.633	41.238	33.939	187.8	3:30:49.909
98	1	2:00.455	46.445	40.479	33.531	190.4	3:32:50.364
99	1	1:59.723	46.000	39.838	33.885	178.2	3:34:50.087
100	1	2:00.517	45.849	41.009	33.659	188.8	3:36:50.604
101	1	2:00.858	46.497	40.677	33.684	162.8	3:38:51.462
102	1	2:00.227	46.391	40.232	33.604	190.4	3:40:51.689

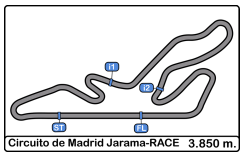

Circuito de Madrid Jarama - RACE

XI UV Endurance RACE Jarama

Carrera 8 horas resistencia

Tiempos Por Vuelta

13 ASAP RACING HONDA CIVIC

1 ANDRES SANCHEZ PEREZ

Vta.	D	Tiempo	Sector 1	Sector 2	Sector 3	V. Max.	Elapsed
103	1	2:00.051	45.864	40.416	33.771	187.8	3:42:51.740
104	1	2:01.665	47.398	40.641	33.626	186.2	3:44:53.405
105	1	1:59.639	45.858	40.227	33.554	190.8	3:46:53.044
106	1	2:00.183	46.071	40.097	34.015	193.2	3:48:53.227
107	1	1:59.263	45.714	39.986	33.563	191.8	3:50:52.490
108	1	2:00.330	45.862	40.175	34.293	192.5	3:52:52.820
109	1	2:00.285	46.414	40.204	33.667	189.4	3:54:53.105
110	1	2:00.210	46.965	39.637	33.608	182.7	3:56:53.315
111	1	2:00.279	46.083	40.503	33.693	190.8	3:58:53.594
112	1	1:59.220	45.746	40.070	33.404	192.1	4:00:52.814
113	1	2:01.267	46.716	40.657	33.894	183.0	4:02:54.081
114	1	2:00.956	47.108	39.901	33.947	185.2	4:04:55.037
115	1	1:59.261	45.966	39.562	33.733	191.8	4:06:54.298
116	1	1:59.872	45.773	40.219	33.880	193.8	4:08:54.170
117	1	5:41.125 P	46.359	40.649	4:14.117	177.3	4:14:35.295
118	1	6:53.889	5:34.527	42.797	36.565	92.5	4:21:29.184
119	1	2:07.605	50.242	42.234	35.129	165.6	4:23:36.789
120	1	2:06.278	48.552	42.228	35.498	161.6	4:25:43.067
121	1	2:04.520	47.912	41.704	34.904	176.1	4:27:47.587
122	1	2:04.547	48.069	41.594	34.884	176.7	4:29:52.134
123	1	2:04.068	48.070	41.298	34.700	168.2	4:31:56.202
124	1	2:04.342	48.007	41.424	34.911	174.4	4:34:00.544
125	1	2:04.445	48.400	41.421	34.624	160.4	4:36:04.989
126	1	2:04.000	47.756	41.590	34.654	166.6	4:38:08.989
127	1	2:04.712	47.650	41.478	35.584	182.1	4:40:13.701
128	1	2:03.360	47.629	41.094	34.637	178.2	4:42:17.061
129	1	2:05.754	48.635	41.208	35.911	173.9	4:44:22.815
130	1	2:05.706	47.301	43.796	34.609	174.7	4:46:28.521
131	1	2:02.277	47.032	41.015	34.230	173.3	4:48:30.798
132	1	2:02.971	47.175	41.448	34.348	175.3	4:50:33.769
133	1	2:02.979	47.202	41.470	34.307	178.8	4:52:36.748
134	1	2:03.495	47.098	42.089	34.308	181.2	4:54:40.243
135	1	2:02.404	46.860	41.641	33.903	180.3	4:56:42.647
136	1	2:02.294	47.202	40.868	34.224	166.6	4:58:44.941
137	1	2:02.637	47.140	41.133	34.364	183.0	5:00:47.578
138	1	2:01.689	46.844	40.820	34.025	177.9	5:02:49.267
139	1	2:02.594	46.937	41.357	34.300	177.6	5:04:51.861
140	1	2:01.611	46.703	40.760	34.148	184.9	5:06:53.472
141	1	2:01.950	46.854	40.861	34.235	176.1	5:08:55.422
142	1	2:02.084	47.102	40.961	34.021	175.8	5:10:57.506
143	1	2:02.915	47.218	41.023	34.674	185.8	5:13:00.421
144	1	2:02.582	47.693	40.739	34.150	177.0	5:15:03.003
145	1	2:02.010	47.211	40.743	34.056	183.9	5:17:05.013
146	1	2:01.856	46.907	40.805	34.144	182.7	5:19:06.869
147	1	2:02.381	47.080	40.467	34.834	169.8	5:21:09.250
148	1	2:02.961	47.302	41.426	34.233	171.7	5:23:12.211
149	1	2:02.916	47.603	41.051	34.262	172.5	5:25:15.127
150	1	2:02.865	47.560	40.908	34.397	174.7	5:27:17.992
151	1	2:01.407	47.068	40.482	33.857	173.6	5:29:19.399
152	1	2:02.490	47.709	40.662	34.119	184.6	5:31:21.889
153	1	2:03.397	46.958	42.305	34.134	186.5	5:33:25.286

13 ASAP RACING HONDA CIVIC

1 ANDRES SANCHEZ PEREZ

Vta.	D	Tiempo	Sector 1	Sector 2	Sector 3	V. Max.	Elapsed
154	1	2:01.123	46.657	40.372	34.094	184.6	5:35:26.409
155	1	2:01.626	47.133	40.503	33.990	181.2	5:37:28.035
156	1	2:02.545	46.967	41.064	34.514	181.8	5:39:30.580
157	1	2:01.369	46.912	40.449	34.008	181.8	5:41:31.949
158	1	2:02.221	46.897	40.667	34.657	185.5	5:43:34.170
159	1	2:05.146	50.510	40.739	33.897	182.1	5:45:39.316
160	1	2:01.252	46.982	40.477	33.793	180.9	5:47:40.568
161	1	2:01.253	46.539	40.719	33.995	189.8	5:49:41.821
162	1	2:03.802	47.352	42.339	34.111	175.6	5:51:45.623
163	1	2:02.231	47.109	41.196	33.926	177.0	5:53:47.854
164	1	2:01.401	46.726	40.799	33.876	182.7	5:55:49.255
165	1	2:01.675	46.873	40.774	34.028	181.8	5:57:50.930
166	1	2:02.085	46.865	41.153	34.067	172.5	5:59:53.015
167	1	2:01.601	47.073	40.612	33.916	173.6	6:01:54.616
168	1	2:02.188	47.705	40.559	33.924	178.5	6:03:56.804
169	1	2:02.396	47.042	40.634	34.720	171.7	6:05:59.200
170	1	2:04.543	47.294	41.799	35.450	174.4	6:08:03.743
171	1	2:03.929	48.135	41.754	34.040	175.6	6:10:07.672
172	1	4:29.567 P	47.270	41.077	3:01.220	177.0	6:14:37.239
173	1	6:52.701	5:35.970	42.000	34.731	90.3	6:21:29.940
174	1	2:02.409	46.840	41.093	34.476	188.4	6:23:32.349
175	1	2:06.297	49.156	42.171	34.970	177.0	6:25:38.646
176	1	2:01.356	46.673	40.708	33.975	184.6	6:27:40.002
177	1	2:00.767	46.288	40.515	33.964	189.8	6:29:40.769
178	1	2:00.742	46.282	40.491	33.969	195.2	6:31:41.511
179	1	2:00.955	46.584	40.440	33.931	172.2	6:33:42.466
180	1	2:02.801	48.212	40.640	33.949	182.7	6:35:45.267
181	1	2:01.169	46.201	40.967	34.001	192.1	6:37:46.436
182	1	2:01.383	46.398	40.750	34.235	191.1	6:39:47.819
183	1	2:02.095	46.107	41.328	34.660	193.5	6:41:49.914
184	1	2:19.469	46.537	50.494	42.438	192.5	6:44:09.383
185	1	4:30.309	58.212	1:59.466	1:32.631	131.7	6:48:39.692
186	1	3:46.322	1:40.232	1:22.829	43.261	64.2	6:52:26.014
187	1	2:00.659	46.456	40.397	33.806	183.9	6:54:26.673
188	1	2:00.167	46.076	40.435	33.656	192.1	6:56:26.840
189	1	2:00.728	46.268	40.541	33.919	191.4	6:58:27.568
190	1	2:00.422	46.267	40.414	33.741	191.4	7:00:27.990
191	1	2:00.128	46.254	40.345	33.529	187.5	7:02:28.118
192	1	2:00.163	46.003	40.465	33.695	193.5	7:04:28.281
193	1	2:00.336	46.145	40.408	33.783	191.4	7:06:28.617
194	1	2:01.386	46.143	40.503	34.740	189.1	7:08:30.003
195	1	2:01.232	46.472	40.851	33.909	188.1	7:10:31.235
196	1	2:00.824	46.110	40.562	34.152	190.4	7:12:32.059
197	1	2:01.210	46.253	40.620	34.337	186.8	7:14:33.269
198	1	2:01.150	46.352	40.642	34.156	191.1	7:16:34.419
199	1	2:01.604	46.219	41.474	33.911	187.1	7:18:36.023
200	1	2:01.928	47.087	40.709	34.132	190.4	7:20:37.951
201	1	2:00.713	46.314	40.598	33.801	186.8	7:22:38.664
202	1	2:01.931	46.531	41.562	33.838	177.6	7:24:40.595
203	1	2:00.419	46.151	40.351	33.917	192.8	7:26:41.014
204	1	2:01.499	46.490	40.986	34.023	192.1	7:28:42.513

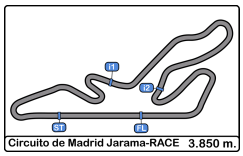

Circuito de Madrid Jarama - RACE
XI UV Endurance RACE Jarama
Carrera 8 horas resistencia
Tiempos Por Vuelta

13 ASAP RACING HONDA CIVIC

1 ANDRES SANCHEZ PEREZ

Vta.	D	Tiempo	Sector 1	Sector 2	Sector 3	V. Max.	Elapsed
205	1	2:01.544	46.494	41.167	33.883	186.8	7:30:44.057
206	1	2:00.897	46.330	40.559	34.008	190.4	7:32:44.954
207	1	2:02.490	46.489	40.960	35.041	188.8	7:34:47.444
208	1	2:02.883	46.707	40.742	35.434	184.3	7:36:50.327
209	1	2:02.401	47.076	40.786	34.539	178.2	7:38:52.728
210	1	2:01.451	46.559	40.659	34.233	183.9	7:40:54.179
211	1	2:02.244	46.758	41.173	34.313	184.6	7:42:56.423
212	1	2:02.299	46.776	41.184	34.339	186.5	7:44:58.722
213	1	2:02.191	46.923	41.102	34.166	188.1	7:47:00.913
214	1	2:02.791	47.041	41.301	34.449	174.7	7:49:03.704
215	1	2:03.162	47.192	41.167	34.803	177.9	7:51:06.866
216	1	2:02.035	46.895	40.787	34.353	186.5	7:53:08.901
217	1	2:03.035	47.074	41.510	34.451	184.6	7:55:11.936
218	1	2:02.319	46.794	41.231	34.294	185.5	7:57:14.255
219	1	2:00.988	46.762	40.414	33.812	185.8	7:59:15.243
220	1	2:02.049	46.474	41.809	33.766	181.2	8:01:17.292
221	1	2:02.279	46.726	41.039	34.514	182.1	8:03:19.571

14 E-PERFORMANCE HONDA CIVIC

1 ULTIMA VUELTA

Vta.	D	Tiempo	Sector 1	Sector 2	Sector 3	V. Max.	Elapsed
1	1	2:20.818	1:01.831	44.027	34.960	150.4	2:20.818
2	1	2:06.011	48.312	42.596	35.103	177.6	4:26.829
3	1	2:05.085	47.740	42.601	34.744	179.4	6:31.914
4	1	2:05.777	48.056	43.038	34.683	172.2	8:37.691
5	1	2:05.834	48.065	43.042	34.727	179.7	10:43.525
6	1	2:04.964	47.730	42.183	35.051	177.9	12:48.489
7	1	2:06.205	47.769	42.726	35.710	176.7	14:54.694
8	1	2:05.514	47.875	42.450	35.189	175.8	17:00.208
9	1	2:06.268	48.085	42.970	35.213	176.4	19:06.476
10	1	2:05.858	47.920	42.854	35.084	175.3	21:12.334
11	1	2:06.151	48.057	42.847	35.247	172.2	23:18.485
12	1	2:06.518	48.127	42.919	35.472	172.5	25:25.003
13	1	2:06.947	48.597	43.066	35.284	171.1	27:31.950
14	1	2:06.323	47.910	43.101	35.312	174.1	29:38.273
15	1	2:06.126	48.150	42.797	35.179	173.3	31:44.399
16	1	2:07.081	48.405	43.766	34.910	171.1	33:51.480
17	1	2:05.822	47.968	42.741	35.113	177.0	35:57.302
18	1	2:06.195	47.897	43.029	35.269	178.2	38:03.497
19	1	2:06.754	48.300	43.048	35.406	173.0	40:10.251
20	1	2:06.206	48.056	43.066	35.084	173.0	42:16.457
21	1	2:05.583	47.634	42.774	35.175	172.5	44:22.040
22	1	2:05.594	47.922	42.633	35.039	173.0	46:27.634
23	1	2:05.536	47.846	42.601	35.089	171.9	48:33.170
24	1	2:05.099	47.603	42.363	35.133	174.4	50:38.269
25	1	2:05.370	47.650	42.846	34.874	173.6	52:43.639
26	1	2:05.808	47.694	43.054	35.060	178.2	54:49.447
27	1	2:05.901	48.040	42.855	35.006	168.2	56:55.348
28	1	2:05.568	47.827	42.840	34.901	176.1	59:00.916
29	1	2:05.488	47.806	42.580	35.102	174.7	1:01:06.404
30	1	2:20.534	49.249	50.066	41.219	171.9	1:03:26.938

14 E-PERFORMANCE HONDA CIVIC

1 ULTIMA VUELTA

Vta.	D	Tiempo	Sector 1	Sector 2	Sector 3	V. Max.	Elapsed
31	1	2:24.370	55.620	49.576	39.174	132.8	1:05:51.308
32	1	3:06.509	54.281	1:14.950	57.278	143.4	1:08:57.817
33	1	2:24.579	1:03.672	44.661	36.246	89.2	1:11:22.396
34	1	2:11.769	50.799	44.789	36.181	154.7	1:13:34.165
35	1	2:42.116	55.801	1:05.033	41.282	117.0	1:16:16.281
36	1	2:08.180	49.378	42.619	36.183	173.9	1:18:24.461
37	1	2:06.743	48.982	42.757	35.004	167.1	1:20:31.204
38	1	2:05.058	47.595	42.444	35.019	175.8	1:22:36.262
39	1	2:05.937	47.791	42.680	35.466	175.8	1:24:42.199
40	1	2:07.290	48.386	43.292	35.612	169.2	1:26:49.489
41	1	2:09.384	49.569	44.232	35.583	157.8	1:28:58.873
42	1	2:08.761	49.521	43.553	35.687	157.6	1:31:07.634
43	1	2:07.723	49.051	43.308	35.364	161.6	1:33:15.357
44	1	2:07.157	48.408	43.296	35.453	173.3	1:35:22.514
45	1	2:06.966	48.265	43.212	35.489	171.7	1:37:29.480
46	1	2:08.067	48.866	43.421	35.780	172.2	1:39:37.547
47	1	2:07.252	48.700	43.116	35.436	173.0	1:41:44.799
48	1	2:07.307	48.330	43.719	35.258	172.8	1:43:52.106
49	1	2:06.856	47.787	43.572	35.497	178.5	1:45:58.962
50	1	2:08.461	48.502	43.967	35.992	173.0	1:48:07.423
51	1	2:07.750	49.300	43.152	35.298	156.0	1:50:15.173
52	1	2:07.462	48.452	43.243	35.767	169.5	1:52:22.635
53	1	2:10.007	49.825	44.266	35.916	157.8	1:54:32.642
54	1	2:10.191	49.510	43.745	36.936	161.9	1:56:42.833
55	1	2:12.407	50.147	46.056	36.204	157.8	1:58:55.240
56	1	2:09.457	49.522	43.306	36.629	162.4	2:01:04.697
57	1	2:10.867	50.842	44.108	35.917	157.2	2:03:15.564
58	1	4:30.018 P	49.028	43.167	2:57.823	162.8	2:07:45.582
59	1	7:18.390	5:53.204	46.923	38.263	79.5	2:15:03.972
60	1	2:14.252	52.459	44.844	36.949	169.0	2:17:18.224
61	1	2:14.240	51.628	44.880	37.732	165.8	2:19:32.464
62	1	2:12.675	52.356	43.858	36.461	161.9	2:21:45.139
63	1	2:12.344	51.748	43.790	36.806	166.9	2:23:57.483
64	1	2:13.016	50.554	45.767	36.695	177.6	2:26:10.499
65	1	2:18.379	50.173	45.510	42.696	174.1	2:28:28.878
66	1	3:12.834	1:01.066	1:07.668	1:04.100	110.4	2:31:41.712
67	1	3:06.323	1:26.395	1:00.185	39.743	70.2	2:34:48.035
68	1	2:16.152	50.329	45.762	40.061	163.3	2:37:04.187
69	1	2:13.327	51.470	45.123	36.734	163.8	2:39:17.514
70	1	2:13.717	52.747	44.023	36.947	170.8	2:41:31.231
71	1	2:12.622	50.362	45.658	36.602	170.6	2:43:43.853
72	1	2:11.591	50.275	44.286	37.030	172.2	2:45:55.444
73	1	2:13.259	53.549	43.417	36.293	165.8	2:48:08.703
74	1	2:10.560	49.435	43.713	37.412	173.0	2:50:19.263
75	1	2:11.283	51.279	44.065	35.939	166.4	2:52:30.546
76	1	2:09.265	49.178	43.463	36.624	171.7	2:54:39.811
77	1	2:11.252	50.076	43.846	37.330	175.6	2:56:51.063
78	1	2:08.259	49.180	43.049	36.030	171.4	2:58:59.322
79	1	2:10.079	49.887	42.989	37.203	164.8	3:01:09.401
80	1	2:07.869	48.851	43.017	36.001	176.4	3:03:17.270
81	1	2:11.195	49.972	45.091	36.132	171.4	3:05:28.465

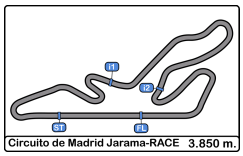

Circuito de Madrid Jarama - RACE

XI UV Endurance RACE Jarama

Carrera 8 horas resistencia

Tiempos Por Vuelta

14 E-PERFORMANCE HONDA CIVIC

1 ULTIMA VUELTA

Vta.	D	Tiempo	Sector 1	Sector 2	Sector 3	V. Max.	Elapsed
82	1	2:09.165	49.113	43.392	36.660	172.8	3:07:37.630
83	1	2:11.428	49.941	44.457	37.030	179.1	3:09:49.058
84	1	2:11.458	49.222	43.752	38.484	174.1	3:12:00.516
85	1	2:08.950	49.334	43.142	36.474	175.0	3:14:09.466
86	1	2:09.242	49.648	43.271	36.323	172.2	3:16:18.708
87	1	2:08.997	48.962	43.702	36.333	173.9	3:18:27.705
88	1	2:09.853	49.592	42.948	37.313	173.3	3:20:37.558
89	1	2:12.686	49.938	45.299	37.449	173.3	3:22:50.244
90	1	2:10.453	50.702	43.506	36.245	148.9	3:25:00.697
91	1	2:16.494	51.611	46.330	38.553	150.2	3:27:17.191
92	1	2:09.081	49.863	43.149	36.069	154.9	3:29:26.272
93	1	2:09.527	49.440	43.665	36.422	171.4	3:31:35.799
94	1	2:09.200	49.325	43.697	36.178	171.7	3:33:44.999
95	1	2:12.018	50.775	44.834	36.409	159.0	3:35:57.017
96	1	2:10.440	48.961	45.028	36.451	174.7	3:38:07.457
97	1	2:09.356	49.232	43.817	36.307	168.4	3:40:16.813
98	1	2:11.699	50.946	44.638	36.115	173.6	3:42:28.512
99	1	2:10.107	49.008	44.399	36.700	168.7	3:44:38.619
100	1	2:08.970	49.108	43.689	36.173	169.0	3:46:47.589
101	1	2:10.067	49.636	44.068	36.363	159.5	3:48:57.656
102	1	2:12.638	50.360	43.994	38.284	170.0	3:51:10.294
103	1	2:12.680	51.658	44.142	36.880	150.0	3:53:22.974
104	1	2:09.501	49.357	43.968	36.176	171.7	3:55:32.475
105	1	2:12.109	49.315	44.287	38.507	168.4	3:57:44.584
106	1	2:14.622	52.066	46.619	35.937	161.4	3:59:59.206
107	1	5:56.733 P	50.548	44.820	4:21.365	164.6	4:05:55.939
108	1	7:04.036	5:44.204	44.056	35.776	84.1	4:12:59.975
109	1	2:10.293	48.564	45.457	36.272	172.8	4:15:10.268
110	1	2:08.979	48.441	44.699	35.839	172.2	4:17:19.247
111	1	2:07.360	48.542	43.584	35.234	172.8	4:19:26.607
112	1	2:06.787	48.670	42.977	35.140	173.9	4:21:33.394
113	1	2:05.385	48.095	42.325	34.965	176.7	4:23:38.779
114	1	2:06.262	48.214	43.015	35.033	177.9	4:25:45.041
115	1	2:05.852	47.806	42.908	35.138	177.3	4:27:50.893
116	1	2:05.715	48.111	42.368	35.236	176.1	4:29:56.608
117	1	2:06.831	48.261	43.147	35.423	174.4	4:32:03.439
118	1	2:07.067	48.223	42.934	35.910	173.6	4:34:10.506
119	1	2:12.587	48.761	46.655	37.171	172.2	4:36:23.093
120	1	2:10.914	49.903	45.120	35.891	170.6	4:38:34.007
121	1	2:08.538	49.070	43.665	35.803	173.0	4:40:42.545
122	1	2:07.328	48.659	43.198	35.471	173.6	4:42:49.873
123	1	2:06.979	48.260	42.874	35.845	173.3	4:44:56.852
124	1	2:07.041	48.504	42.944	35.593	173.3	4:47:03.893
125	1	2:07.593	48.564	43.302	35.727	172.8	4:49:11.486
126	1	2:07.221	48.627	43.077	35.517	172.5	4:51:18.707
127	1	2:10.220	48.408	46.107	35.705	175.0	4:53:28.927
128	1	2:07.370	48.535	42.981	35.854	173.0	4:55:36.297
129	1	2:07.597	48.536	43.406	35.655	173.0	4:57:43.894
130	1	2:08.280	49.356	42.920	36.004	172.8	4:59:52.174
131	1	2:06.679	48.377	42.957	35.345	172.2	5:01:58.853
132	1	2:11.334	50.260	44.575	36.499	162.4	5:04:10.187

14 E-PERFORMANCE HONDA CIVIC

1 ULTIMA VUELTA

Vta.	D	Tiempo	Sector 1	Sector 2	Sector 3	V. Max.	Elapsed
133	1	2:08.463	48.870	43.513	36.080	173.9	5:06:18.650
134	1	2:10.528	49.229	44.369	36.930	174.1	5:08:29.178
135	1	2:09.028	49.159	44.117	35.752	174.4	5:10:38.206
136	1	2:09.413	48.808	44.425	36.180	175.8	5:12:47.619
137	1	2:08.678	49.043	44.057	35.578	175.8	5:14:56.297
138	1	2:08.660	49.022	43.824	35.814	173.3	5:17:04.957
139	1	2:08.458	48.417	44.299	35.742	175.0	5:19:13.415
140	1	2:08.545	48.708	43.782	36.055	173.0	5:21:21.960
141	1	2:09.620	49.162	44.211	36.247	170.8	5:23:31.580
142	1	2:10.526	49.817	44.379	36.330	173.3	5:25:42.106
143	1	2:12.574	49.713	46.620	36.241	173.0	5:27:54.680
144	1	2:09.887	49.435	44.188	36.264	173.3	5:30:04.567
145	1	2:07.982	49.314	43.050	35.618	174.1	5:32:12.549
146	1	2:06.486	48.474	42.438	35.574	174.1	5:34:19.035
147	1	2:07.448	48.281	43.592	35.575	173.9	5:36:26.483
148	1	2:06.943	48.363	42.962	35.618	175.6	5:38:33.426
149	1	2:08.268	48.396	44.479	35.393	174.4	5:40:41.694
150	1	2:10.352	49.360	43.467	37.525	175.8	5:42:52.046
151	1	2:07.904	48.712	43.378	35.814	174.1	5:44:59.950
152	1	2:06.487	48.547	42.422	35.518	175.8	5:47:06.437
153	1	2:03.928	47.408	41.768	34.752	175.0	5:49:10.365
154	1	2:04.043	47.864	41.712	34.467	175.8	5:51:14.408
155	1	2:06.851	49.150	42.519	35.182	176.4	5:53:21.259
156	1	2:04.773	47.886	42.013	34.874	178.8	5:55:26.032
157	1	2:05.240	47.825	42.246	35.169	177.3	5:57:31.272
158	1	2:07.398	48.955	43.095	35.348	177.0	5:59:38.670
159	1	5:56.354 P	48.119	43.699	4:24.536	177.6	6:05:35.024
160	1	6:01.052	4:38.234	45.910	36.908	73.5	6:11:36.076
161	1	2:13.274	50.171	45.689	37.414	171.9	6:13:49.350
162	1	2:10.615	50.635	43.969	36.011	172.5	6:15:59.965
163	1	2:10.195	49.391	43.989	36.815	173.9	6:18:10.160
164	1	2:09.457	48.906	43.757	36.794	174.7	6:20:19.617
165	1	2:09.621	49.009	44.287	36.325	165.8	6:22:29.238
166	1	2:11.537	50.284	44.555	36.698	164.6	6:24:40.775
167	1	2:12.064	50.437	44.722	36.905	173.6	6:26:52.839
168	1	2:13.153	50.614	45.293	37.246	173.6	6:29:05.992
169	1	2:16.014	50.807	46.591	38.616	172.5	6:31:22.006
170	1	2:14.331	51.717	45.288	37.326	170.3	6:33:36.337
171	1	2:20.147	56.623	45.321	38.203	128.1	6:35:56.484
172	1	2:17.842	51.225	48.168	38.449	168.2	6:38:14.326
173	1	2:13.732	50.462	45.410	37.860	169.8	6:40:28.058
174	1	2:14.080	50.084	45.005	38.991	172.5	6:42:42.138
175	1	2:21.616	53.534	48.381	39.701	137.5	6:45:03.754
176	1	3:45.506	58.647	1:14.620	1:32.239	119.0	6:48:49.260
177	1	3:44.308	1:38.984	1:22.191	43.133	70.6	6:52:33.568
178	1	2:17.865	53.431	47.558	36.876	148.3	6:54:51.433
179	1	2:14.159	50.703	44.490	38.966	178.2	6:57:05.592
180	1	2:11.718	50.451	44.474	36.793	169.5	6:59:17.310
181	1	2:13.747	50.798	46.058	36.891	154.9	7:01:31.057
182	1	2:11.993	50.323	44.856	36.814	170.3	7:03:43.050
183	1	2:14.344	50.412	47.067	36.865	165.6	7:05:57.394

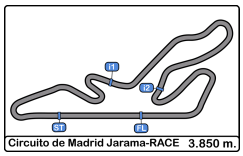

Circuito de Madrid Jarama - RACE
XI UV Endurance RACE Jarama
Carrera 8 horas resistencia
Tiempos Por Vuelta

14 E-PERFORMANCE HONDA CIVIC

1 ULTIMA VUELTA

Vta.	D	Tiempo	Sector 1	Sector 2	Sector 3	V. Max.	Elapsed
184	1	2:09.901	49.290	44.201	36.410	175.8	7:08:07.295
185	1	2:13.263	50.153	46.006	37.104	174.1	7:10:20.558
186	1	2:11.293	50.161	44.373	36.759	173.0	7:12:31.851
187	1	2:12.964	50.325	44.685	37.954	166.1	7:14:44.815
188	1	2:12.218	50.319	44.468	37.431	171.1	7:16:57.033
189	1	2:11.851	50.475	44.184	37.192	172.8	7:19:08.884
190	1	2:15.069	50.949	46.713	37.407	170.8	7:21:23.953
191	1	2:12.478	50.814	44.782	36.882	168.7	7:23:36.431
192	1	2:11.314	50.604	44.200	36.510	171.1	7:25:47.745
193	1	2:10.798	50.070	44.095	36.633	172.5	7:27:58.543
194	1	2:11.426	50.644	43.909	36.873	172.8	7:30:09.969
195	1	2:14.054	52.204	44.544	37.306	172.5	7:32:24.023
196	1	2:13.255	52.161	44.446	36.648	161.1	7:34:37.278
197	1	2:31.675 P	49.199	43.966	58.510	171.1	7:37:08.953
198	1	4:43.985	3:18.210	47.653	38.122	86.4	7:41:52.938
199	1	2:21.035	55.807	46.450	38.778	144.0	7:44:13.973
200	1	2:16.202	51.718	45.984	38.500	149.5	7:46:30.175
201	1	2:22.546	55.196	48.195	39.155	144.5	7:48:52.721
202	1	2:17.951	51.551	47.169	39.231	146.3	7:51:10.672
203	1	2:16.059	51.690	46.166	38.203	154.9	7:53:26.731
204	1	2:19.688	53.951	47.092	38.645	151.8	7:55:46.419
205	1	2:23.096	52.534	47.139	43.423	140.8	7:58:09.515
206	1	2:18.348	53.138	46.859	38.351	141.7	8:00:27.863
207	1	2:19.386	52.689	47.319	39.378	144.3	8:02:47.249
208	1	2:23.951	56.718	47.558	39.675	130.4	8:05:11.200

15 BOYACA SAXO SAXO

SAXO VSR MOTORSPORT

Vta.	D	Tiempo	Sector 1	Sector 2	Sector 3	V. Max.	Elapsed
1	1	2:23.675	1:03.195	43.872	36.608	153.4	2:23.675
2	1	2:10.847	50.092	44.133	36.622	165.6	4:34.522
3	1	2:10.553	49.774	44.419	36.360	166.4	6:45.075
4	1	2:10.182	49.488	44.090	36.604	165.6	8:55.257
5	1	2:10.634	49.854	44.167	36.613	163.1	11:05.891
6	1	2:10.093	49.688	44.085	36.320	165.8	13:15.984
7	1	2:10.640	49.364	44.477	36.799	165.1	15:26.624
8	1	2:09.766	49.238	44.016	36.512	165.3	17:36.390
9	1	2:10.600	49.385	44.477	36.738	165.6	19:46.990
10	1	2:09.503	49.316	43.974	36.213	165.3	21:56.493
11	1	2:09.896	49.646	43.940	36.310	167.7	24:06.389
12	1	2:10.521	50.072	43.941	36.508	167.9	26:16.910
13	1	2:10.672	50.061	43.925	36.686	165.8	28:27.582
14	1	2:10.691	49.607	44.111	36.973	166.1	30:38.273
15	1	2:11.098	50.048	43.986	37.064	166.6	32:49.371
16	1	2:09.717	49.465	43.826	36.426	166.9	34:59.088
17	1	2:08.944	49.273	43.715	35.956	167.1	37:08.032
18	1	2:10.138	50.135	43.824	36.179	167.7	39:18.170
19	1	2:09.795	49.872	43.768	36.155	168.2	41:27.965
20	1	2:08.471	48.999	43.542	35.930	169.0	43:36.436
21	1	2:10.844	49.996	44.335	36.513	167.9	45:47.280
22	1	2:09.099	49.075	43.704	36.320	166.6	47:56.379

15 BOYACA SAXO SAXO

SAXO VSR MOTORSPORT

Vta.	D	Tiempo	Sector 1	Sector 2	Sector 3	V. Max.	Elapsed
23	1	2:10.245	49.440	44.672	36.133	164.8	50:06.624
24	1	2:08.835	49.071	43.688	36.076	166.6	52:15.459
25	1	2:08.887	49.226	43.540	36.121	164.8	54:24.346
26	1	2:08.867	49.113	43.502	36.252	165.8	56:33.213
27	1	2:09.735	49.558	43.888	36.289	165.3	58:42.948
28	1	2:09.043	49.233	43.689	36.121	165.8	1:00:51.991
29	1	2:09.916	49.280	44.109	36.527	165.1	1:03:01.907
30	1	2:20.743	49.962	43.897	46.884	159.2	1:05:22.650
31	1	3:33.605	1:16.318	1:18.935	58.352	81.4	1:08:56.255
32	1	2:21.164	1:01.164	44.047	35.953	99.7	1:11:17.419
33	1	2:13.226	51.314	45.040	36.872	144.3	1:13:30.645
34	1	2:43.922	57.235	1:05.018	41.669	104.0	1:16:14.567
35	1	2:09.804	48.769	44.236	36.799	168.7	1:18:24.371
36	1	4:47.604 P	49.841	43.718	3:14.045	161.9	1:23:11.975
37	1	6:33.754	5:14.477	43.675	35.602	89.4	1:29:45.729
38	1	2:07.866	48.737	43.354	35.775	167.4	1:31:53.595
39	1	2:07.821	48.915	43.325	35.581	169.2	1:34:01.416
40	1	2:06.347	48.129	42.802	35.416	174.1	1:36:07.763
41	1	2:07.294	48.449	43.201	35.644	169.8	1:38:15.057
42	1	2:07.135	48.496	43.054	35.585	168.7	1:40:22.192
43	1	2:07.877	48.892	43.347	35.638	169.0	1:42:30.069
44	1	2:07.864	49.318	43.169	35.377	170.8	1:44:37.933
45	1	2:07.027	48.270	43.193	35.564	172.2	1:46:44.960
46	1	2:06.757	48.160	43.032	35.565	171.7	1:48:51.717
47	1	2:06.789	48.369	43.013	35.407	170.8	1:50:58.506
48	1	2:06.992	48.472	43.082	35.438	171.7	1:53:05.498
49	1	2:08.515	49.635	43.476	35.404	170.6	1:55:14.013
50	1	2:06.784	48.380	43.077	35.327	173.3	1:57:20.797
51	1	2:06.965	48.797	42.806	35.362	173.3	1:59:27.762
52	1	2:06.386	48.185	42.705	35.496	171.4	2:01:34.148
53	1	2:07.480	48.868	43.094	35.518	170.0	2:03:41.628
54	1	2:07.001	48.597	42.819	35.585	171.1	2:05:48.629
55	1	2:07.289	48.989	42.940	35.360	172.5	2:07:55.918
56	1	2:06.794	48.388	42.988	35.418	169.5	2:10:02.712
57	1	2:06.708	48.358	42.820	35.530	170.3	2:12:09.420
58	1	2:06.560	48.268	42.870	35.422	170.3	2:14:15.980
59	1	2:06.738	48.326	43.009	35.403	171.4	2:16:22.718
60	1	2:07.572	49.249	42.929	35.394	172.5	2:18:30.290
61	1	2:06.706	48.301	42.931	35.474	170.8	2:20:36.996
62	1	2:06.940	48.590	42.843	35.507	171.4	2:22:43.936
63	1	2:06.890	48.470	42.924	35.496	171.9	2:24:50.826
64	1	2:06.442	48.398	42.745	35.299	175.0	2:26:57.268
65	1	2:11.343	48.140	44.182	39.021	175.0	2:29:08.611
66	1	8:36.649 P	1:00.207	56.922	6:39.520	118.6	2:37:45.260
67	1	3:10.867	1:51.572	43.583	35.712	87.6	2:40:56.127
68	1	2:07.991	48.783	43.516	35.692	165.6	2:43:04.118
69	1	2:07.609	48.686	43.299	35.624	165.3	2:45:11.727
70	1	2:07.959	48.831	43.314	35.814	167.9	2:47:19.686
71	1	2:08.547	49.240	43.517	35.790	165.6	2:49:28.233
72	1	2:08.075	48.863	43.351	35.861	166.6	2:51:36.308
73	1	2:07.980	48.797	43.365	35.818	166.6	2:53:44.288

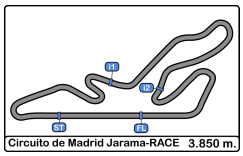

Circuito de Madrid Jarama - RACE

XI UV Endurance RACE Jarama

Carrera 8 horas resistencia

Tiempos Por Vuelta

15 BOYACA SAXO SAXO VSR MOTORSPORT

Vta.	D	Tiempo	Sector 1	Sector 2	Sector 3	V. Max.	Elapsed
74	1	2:09.210	48.589	43.440	37.181	166.1	2:55:53.498
75	1	2:07.992	48.971	43.369	35.652	165.3	2:58:01.490
76	1	2:08.170	48.975	43.368	35.827	167.9	3:00:09.660
77	1	2:08.058	48.806	43.506	35.746	166.6	3:02:17.718
78	1	2:08.589	49.582	43.407	35.600	167.1	3:04:26.307
79	1	2:07.823	48.644	43.252	35.927	167.4	3:06:34.130
80	1	2:08.157	48.596	43.472	36.089	170.0	3:08:42.287
81	1	2:07.992	48.837	43.469	35.686	167.7	3:10:50.279
82	1	2:07.498	48.670	43.199	35.629	170.0	3:12:57.777
83	1	2:07.516	48.645	43.196	35.675	167.4	3:15:05.293
84	1	2:07.835	48.591	43.406	35.838	166.6	3:17:13.128
85	1	2:08.132	48.814	43.608	35.710	166.1	3:19:21.260
86	1	2:07.667	48.677	43.284	35.706	166.4	3:21:28.927
87	1	2:07.847	48.792	43.253	35.802	165.3	3:23:36.774
88	1	2:08.621	48.879	43.910	35.832	165.1	3:25:45.395
89	1	2:07.805	48.916	43.214	35.675	167.1	3:27:53.200
90	1	2:07.613	48.702	43.174	35.737	168.2	3:30:00.813
91	1	2:07.633	48.745	43.240	35.648	167.1	3:32:08.446
92	1	2:08.025	48.856	43.345	35.824	168.4	3:34:16.471
93	1	2:07.670	48.634	43.374	35.662	169.5	3:36:24.141
94	1	2:08.362	48.813	43.482	36.067	167.7	3:38:32.503
95	1	2:07.606	48.765	43.255	35.586	166.6	3:40:40.109
96	1	2:08.078	49.116	43.346	35.616	166.9	3:42:48.187
97	1	2:08.114	48.960	43.534	35.620	166.4	3:44:56.301
98	1	2:08.235	48.779	43.098	36.358	167.1	3:47:04.536
99	1	2:07.351	48.580	43.140	35.631	168.2	3:49:11.887
100	1	2:07.752	48.778	43.221	35.753	168.4	3:51:19.639
101	1	2:08.099	48.842	43.276	35.981	168.4	3:53:27.738
102	1	2:07.669	48.847	43.139	35.683	167.1	3:55:35.407
103	1	2:07.825	48.972	43.111	35.742	168.7	3:57:43.232
104	1	2:07.214	48.570	43.193	35.451	171.1	3:59:50.446
105	1	2:07.732	48.556	43.598	35.578	169.0	4:01:58.178
106	1	2:07.797	48.512	43.527	35.758	170.3	4:04:05.975
107	1	4:00.714 P	48.848	47.815	2:24.051	167.9	4:08:06.689
108	1	7:29.197	6:05.114	46.058	38.025	85.1	4:15:35.886
109	1	2:14.131	51.376	45.439	37.316	162.1	4:17:50.017
110	1	2:12.264	50.655	44.691	36.918	164.6	4:20:02.281
111	1	2:12.063	49.993	45.305	36.765	164.6	4:22:14.344
112	1	2:11.391	49.951	44.621	36.819	166.4	4:24:25.735
113	1	2:13.934	51.611	44.853	37.470	164.1	4:26:39.669
114	1	2:11.887	50.743	44.495	36.649	165.3	4:28:51.556
115	1	2:10.725	49.683	44.486	36.556	167.4	4:31:02.281
116	1	2:10.626	49.590	44.296	36.740	167.9	4:33:12.907
117	1	2:12.194	49.771	45.309	37.114	167.1	4:35:25.101
118	1	2:11.635	50.048	44.881	36.706	164.8	4:37:36.736
119	1	2:11.424	49.647	44.685	37.092	166.4	4:39:48.160
120	1	2:11.321	50.047	44.626	36.648	167.4	4:41:59.481
121	1	2:10.466	49.566	44.333	36.567	166.9	4:44:09.947
122	1	2:13.073	50.379	44.934	37.760	165.8	4:46:23.020
123	1	2:10.875	49.711	44.554	36.610	168.7	4:48:33.895
124	1	2:12.366	49.750	45.377	37.239	167.9	4:50:46.261

15 BOYACA SAXO SAXO VSR MOTORSPORT

Vta.	D	Tiempo	Sector 1	Sector 2	Sector 3	V. Max.	Elapsed
125	1	2:13.321	49.973	44.889	38.459	166.9	4:52:59.582
126	1	2:14.168	49.956	46.700	37.512	167.7	4:55:13.750
127	1	2:13.101	50.965	45.474	36.662	164.6	4:57:26.851
128	1	2:12.868	50.717	44.635	37.516	164.1	4:59:39.719
129	1	2:10.909	49.621	44.426	36.862	167.9	5:01:50.628
130	1	2:10.527	49.671	44.278	36.578	167.7	5:04:01.155
131	1	2:12.993	50.635	45.847	36.511	168.2	5:06:14.148
132	1	2:10.831	49.719	44.659	36.453	167.1	5:08:24.979
133	1	2:11.146	50.321	44.396	36.429	167.7	5:10:36.125
134	1	2:10.036	49.606	44.105	36.325	167.7	5:12:46.161
135	1	2:11.396	49.851	44.326	37.219	167.1	5:14:57.557
136	1	2:11.167	49.912	44.644	36.611	168.2	5:17:08.724
137	1	2:10.534	49.613	44.309	36.612	167.4	5:19:19.258
138	1	2:10.635	49.612	44.490	36.533	167.4	5:21:29.893
139	1	2:14.548	50.507	46.299	37.742	167.7	5:23:44.441
140	1	2:09.967	49.664	44.082	36.221	166.9	5:25:54.408
141	1	2:10.107	49.429	44.131	36.547	168.7	5:28:04.515
142	1	2:10.703	49.675	44.297	36.731	167.7	5:30:15.218
143	1	2:12.119	49.918	44.940	37.261	166.1	5:32:27.337
144	1	2:12.534	50.864	44.779	36.891	162.4	5:34:39.871
145	1	2:12.071	49.757	45.180	37.134	167.7	5:36:51.942
146	1	2:12.553	50.394	45.256	36.903	165.8	5:39:04.495
147	1	2:11.961	49.957	45.088	36.916	168.4	5:41:16.456
148	1	8:52.773 P	50.315	45.063	7:17.395	166.9	5:50:09.229
149	1	3:50.689	2:30.467	43.662	36.560	90.9	5:53:59.918
150	1	2:11.358	51.149	44.035	36.174	166.4	5:56:11.276
151	1	2:08.493	49.209	43.337	35.947	171.9	5:58:19.769
152	1	2:08.523	48.976	43.466	36.081	169.0	6:00:28.292
153	1	2:09.167	49.295	43.664	36.208	168.4	6:02:37.459
154	1	2:08.457	48.942	43.394	36.121	169.5	6:04:45.916
155	1	2:08.507	48.933	43.631	35.943	169.0	6:06:54.423
156	1	2:09.049	49.532	43.468	36.049	168.7	6:09:03.472
157	1	2:08.405	49.060	43.353	35.992	169.2	6:11:11.877
158	1	2:08.274	48.960	43.549	35.765	169.0	6:13:20.151
159	1	2:09.371	48.955	44.056	36.360	169.5	6:15:29.522
160	1	2:11.201	50.172	44.890	36.139	160.7	6:17:40.723
161	1	2:08.823	49.059	43.575	36.189	169.8	6:19:49.546
162	1	2:08.426	48.993	43.596	35.837	170.3	6:21:57.972
163	1	2:08.918	49.188	43.710	36.020	171.4	6:24:06.890
164	1	2:09.868	48.996	44.014	36.858	169.5	6:26:16.758
165	1	2:09.309	49.553	43.581	36.175	166.6	6:28:26.067
166	1	2:10.313	50.226	44.057	36.030	170.0	6:30:36.380
167	1	2:09.173	49.503	43.594	36.076	169.5	6:32:45.553
168	1	2:08.824	49.304	43.512	36.008	169.5	6:34:54.377
169	1	2:09.140	48.966	43.853	36.321	170.3	6:37:03.517
170	1	2:08.916	49.103	43.919	35.894	169.2	6:39:12.433
171	1	2:09.441	49.298	43.928	36.215	170.0	6:41:21.874
172	1	7:51.652 P	49.401	43.947	6:18.304	170.3	6:49:13.526
173	1	3:33.528	2:13.197	43.914	36.417	85.2	6:52:47.054
174	1	2:08.597	48.906	43.468	36.223	171.7	6:54:55.651
175	1	2:08.368	49.156	43.179	36.033	171.7	6:57:04.019

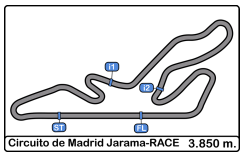

Circuito de Madrid Jarama - RACE

XI UV Endurance RACE Jarama

Carrera 8 horas resistencia

Tiempos Por Vuelta

15 BOYACA SAXO — SAXO

SAXO — VSR MOTORSPORT

Vta.	D	Tiempo	Sector 1	Sector 2	Sector 3	V. Max.	Elapsed
176	1	2:08.560	48.812	43.791	35.957	172.8	6:59:12.579
177	1	2:09.110	49.482	43.496	36.132	171.9	7:01:21.689
178	1	2:08.325	48.823	43.511	35.991	172.5	7:03:30.014
179	1	2:09.244	48.899	44.318	36.027	173.0	7:05:39.258
180	1	2:08.348	49.034	43.333	35.981	170.8	7:07:47.606
181	1	2:10.590	49.337	44.579	36.674	170.8	7:09:58.196
182	1	2:21.608 P	49.891	45.098	46.619	166.1	7:12:19.804

16 SAAB ENDURANCE RACING SOCIETY — SAAB 900I

2 — ESCUDERIA 1000 LAGOS

Vta.	D	Tiempo	Sector 1	Sector 2	Sector 3	V. Max.	Elapsed
1	1	2:24.438	1:03.941	44.544	35.953	144.9	2:24.438
2	1	2:07.862	48.625	43.542	35.695	175.8	4:32.300
3	1	2:08.501	48.829	43.587	36.085	179.4	6:40.801
4	1	2:09.329	49.533	44.008	35.788	178.2	8:50.130
5	1	2:08.948	49.515	43.772	35.661	165.6	10:59.078
6	1	2:07.125	48.123	43.249	35.753	175.6	13:06.203
7	1	2:08.280	49.127	43.528	35.625	166.4	15:14.483
8	1	2:07.883	49.434	43.288	35.161	165.3	17:22.366
9	1	2:07.863	49.134	43.205	35.524	162.1	19:30.229
10	1	2:07.478	48.786	43.034	35.658	168.4	21:37.707
11	1	2:07.217	48.496	43.063	35.658	169.2	23:44.924
12	1	2:07.592	48.454	42.731	36.407	174.1	25:52.516
13	1	2:07.122	48.812	42.904	35.406	166.6	27:59.638
14	1	2:07.756	49.651	42.644	35.461	154.2	30:07.394
15	1	2:06.172	47.936	42.619	35.617	178.2	32:13.566
16	1	2:06.285	48.502	42.646	35.137	170.0	34:19.851
17	1	2:07.058	48.662	42.968	35.428	169.8	36:26.909
18	1	2:07.003	48.514	43.173	35.316	169.8	38:33.912
19	1	2:06.753	48.760	42.566	35.427	166.9	40:40.665
20	1	2:07.026	48.385	43.385	35.256	171.9	42:47.691
21	1	2:06.667	48.204	43.348	35.115	175.8	44:54.358
22	1	2:08.178	48.665	43.321	36.192	171.1	47:02.536
23	1	2:07.466	48.764	43.401	35.301	166.9	49:10.002
24	1	2:09.126	48.342	45.442	35.342	176.7	51:19.128
25	1	2:06.746	48.433	42.712	35.601	170.3	53:25.874
26	1	2:07.485	49.348	42.982	35.155	174.4	55:33.359
27	1	2:11.888	48.819	45.556	37.513	169.0	57:45.247
28	1	2:18.817	54.077	45.969	38.771	157.2	1:00:04.064
29	1	2:10.671	49.836	42.788	38.047	147.7	1:02:14.735
30	1	7:01.765 P	1:00.876	1:08.225	4:52.664	103.6	1:09:16.500
31	1	24:27.233	23:02.293	46.660	38.280	77.4	1:33:43.733
32	1	2:16.321	52.372	45.666	38.283	161.9	1:36:00.054
33	1	2:27.390 P	51.925	46.755	48.710	135.6	1:38:27.444
34	1	3:02.498	1:38.163	46.672	37.663	85.1	1:41:29.942
35	1	2:16.028	51.592	46.982	37.454	156.9	1:43:45.970
36	1	2:16.275	51.239	46.108	38.928	160.0	1:46:02.245
37	1	2:17.363	54.091	45.873	37.399	141.7	1:48:19.608
38	1	2:16.165	51.789	46.306	38.070	144.3	1:50:35.773
39	1	2:17.969	52.256	47.055	38.658	141.7	1:52:53.742
40	1	2:13.932	51.493	45.405	37.034	153.1	1:55:07.674

16 SAAB ENDURANCE RACING SOCIETY — SAAB 900I

2 — ESCUDERIA 1000 LAGOS

Vta.	D	Tiempo	Sector 1	Sector 2	Sector 3	V. Max.	Elapsed
41	1	2:18.413	52.105	48.390	37.918	147.1	1:57:26.087
42	1	2:15.169	50.883	45.848	38.438	152.3	1:59:41.256
43	1	2:15.194	51.146	45.915	38.133	159.5	2:01:56.450
44	1	2:13.671	51.502	45.043	37.126	152.7	2:04:10.121
45	1	2:10.927	50.605	43.945	36.377	166.9	2:06:21.048
46	1	2:09.500	49.417	43.610	36.473	171.4	2:08:30.548
47	1	2:10.467	49.747	44.202	36.518	174.1	2:10:41.015
48	1	2:12.434	49.984	44.715	37.735	172.2	2:12:53.449
49	1	2:13.479	50.920	44.379	38.180	156.5	2:15:06.928
50	1	2:16.887	52.882	44.899	39.106	148.1	2:17:23.815
51	1	2:11.219	50.104	44.323	36.792	160.2	2:19:35.034
52	1	2:10.942	50.491	44.371	36.080	168.4	2:21:45.976
53	1	2:10.212	50.414	43.697	36.101	169.8	2:23:56.188
54	1	2:09.111	49.291	43.656	36.164	171.7	2:26:05.299
55	1	53:19.587	51:52.605	48.360	38.622	73.7	3:19:24.886
56	1	2:23.924	54.834	51.377	37.713	151.8	3:21:48.810
57	1	2:18.927	56.155	45.540	37.232	141.1	3:24:07.737
58	1	2:13.738	50.570	45.693	37.475	152.5	3:26:21.475
59	1	2:11.797	50.528	44.356	36.913	152.7	3:28:33.272
60	1	2:14.661	50.940	45.678	38.043	149.7	3:30:47.933
61	1	2:17.444	51.023	44.288	42.133	155.1	3:33:05.377
62	1	2:12.883	52.523	43.966	36.394	145.5	3:35:18.260
63	1	2:10.388	49.908	44.280	36.200	161.4	3:37:28.648
64	1	2:10.655	50.507	43.710	36.438	147.9	3:39:39.303
65	1	2:11.337	49.850	45.252	36.235	160.0	3:41:50.640
66	1	2:12.742	50.107	46.037	36.598	156.5	3:44:03.382
67	1	2:09.296	49.844	43.398	36.054	155.1	3:46:12.678
68	1	2:09.601	49.763	43.846	35.992	165.3	3:48:22.279
69	1	2:09.352	50.096	43.341	35.915	153.8	3:50:31.631
70	1	2:13.680	51.433	45.813	36.434	161.9	3:52:45.311
71	1	2:11.544	50.439	43.641	37.464	162.6	3:54:56.855
72	1	2:09.641	50.147	43.594	35.900	150.8	3:57:06.496
73	1	2:10.376	50.352	43.850	36.174	153.1	3:59:16.872
74	1	2:11.550	50.150	44.239	37.161	164.3	4:01:28.422
75	1	2:14.276	51.581	46.155	36.540	160.4	4:03:42.698
76	1	2:08.665	49.467	43.567	35.631	166.9	4:05:51.363
77	1	2:08.993	49.378	43.405	36.210	160.9	4:08:00.356
78	1	2:08.475	49.560	43.076	35.839	158.1	4:10:08.831
79	1	2:10.249	50.404	43.781	36.064	151.0	4:12:19.080
80	1	2:09.476	50.129	43.441	35.906	144.7	4:14:28.556
81	1	2:07.841	49.001	43.312	35.528	164.8	4:16:36.397
82	1	2:14.007	51.264	46.240	36.503	156.7	4:18:50.404
83	1	2:10.553	49.432	43.747	37.374	162.1	4:21:00.957
84	1	2:09.820	49.309	43.209	37.302	165.3	4:23:10.777
85	1	2:09.089	50.070	43.075	35.944	145.3	4:25:19.866
86	1	2:10.589	49.581	44.240	36.768	158.5	4:27:30.455
87	1	2:10.512	50.549	43.659	36.304	151.4	4:29:40.967
88	1	2:09.980	50.245	43.725	36.010	160.4	4:31:50.947
89	1	2:08.707	48.908	43.414	36.385	167.7	4:33:59.654
90	1	2:10.884	50.920	43.199	36.765	154.2	4:36:10.538
91	1	5:45.440 P	51.910	45.544	4:07.986	151.6	4:41:55.978

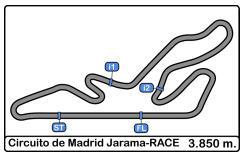

Circuito de Madrid Jarama - RACE

XI UV Endurance RACE Jarama

Carrera 8 horas resistencia

Tiempos Por Vuelta

16 — SAAB ENDURANCE RACING SOCIETY — SAAB 900I

2 — ESCUDERIA 1000 LAGOS

Vta.	D	Tiempo	Sector 1	Sector 2	Sector 3	V. Max.	Elapsed
92	1	12:43.528	11:15.051	48.898	39.579	69.7	4:54:39.506
93	1	2:18.912	52.823	48.076	38.013	147.3	4:56:58.418
94	1	2:17.258	52.098	47.471	37.689	150.2	4:59:15.676
95	1	2:14.929	53.810	44.377	36.742	150.4	5:01:30.605
96	1	2:11.416	49.727	44.927	36.762	172.8	5:03:42.021
97	1	2:10.205	49.698	44.002	36.505	164.8	5:05:52.226
98	1	2:13.012	50.223	46.378	36.411	161.1	5:08:05.238
99	1	2:12.423	49.740	45.127	37.556	173.3	5:10:17.661
100	1	2:11.767	49.726	44.252	37.789	162.4	5:12:29.428
101	1	2:09.615	49.319	44.079	36.217	166.1	5:14:39.043
102	1	2:08.042	48.790	43.451	35.801	179.4	5:16:47.085
103	1	2:08.005	48.524	43.155	36.326	179.7	5:18:55.090
104	1	2:10.711	50.857	43.652	36.202	170.8	5:21:05.801
105	1	2:09.262	48.809	44.612	35.841	175.0	5:23:15.063
106	1	2:07.882	48.957	43.190	35.735	171.1	5:25:22.945
107	1	2:11.031	49.491	43.686	37.854	161.6	5:27:33.976
108	1	2:13.080	54.194	43.251	35.635	145.5	5:29:47.056
109	1	2:11.194	50.460	44.883	35.851	169.2	5:31:58.250
110	1	2:09.376	49.615	43.484	36.277	165.8	5:34:07.626
111	1	2:08.770	50.735	42.728	35.307	152.1	5:36:16.396
112	1	2:09.806	49.023	45.205	35.578	167.4	5:38:26.202
113	1	2:08.082	49.571	42.657	35.854	164.1	5:40:34.284
114	1	2:12.243	49.584	46.316	36.343	161.9	5:42:46.527
115	1	2:27.291 P	53.406	46.787	47.098	151.8	5:45:13.818
116	1	14:03.520	12:32.238	51.801	39.481	70.1	5:59:17.338
117	1	2:16.733	53.164	46.146	37.423	143.2	6:01:34.071
118	1	2:11.902	51.006	44.552	36.344	159.2	6:03:45.973
119	1	2:13.026	51.962	44.536	36.528	167.4	6:05:58.999
120	1	2:13.468	50.261	45.728	37.479	161.4	6:08:12.467
121	1	2:10.415	49.880	44.198	36.337	168.2	6:10:22.882
122	1	2:11.943	50.092	45.400	36.451	161.4	6:12:34.825
123	1	2:10.944	49.791	44.268	36.885	167.9	6:14:45.769
124	1	2:11.320	50.662	44.367	36.291	146.3	6:16:57.089
125	1	2:09.759	49.548	43.929	36.282	173.9	6:19:06.848
126	1	2:10.369	49.108	45.186	36.075	169.0	6:21:17.217
127	1	2:10.562	49.812	44.449	36.301	162.8	6:23:27.779
128	1	2:10.960	50.310	44.371	36.279	152.7	6:25:38.739
129	1	2:10.443	49.666	44.135	36.642	169.8	6:27:49.182
130	1	2:15.389	48.928	44.251	42.210	169.0	6:30:04.571
131	1	2:21.382	52.522	49.658	39.202	165.6	6:32:25.953
132	1	2:18.495	52.358	47.023	39.114	158.1	6:34:44.448
133	1	2:35.615 P	53.905	48.352	53.358	153.1	6:37:20.063

17 — EMAN EGURRE — BMW 325I

3 — EMAN EGURRE

Vta.	D	Tiempo	Sector 1	Sector 2	Sector 3	V. Max.	Elapsed
1	1	2:17.612	59.211	43.287	35.114	159.0	2:17.612
2	1	2:03.936	47.384	41.401	35.151	182.7	4:21.548
3	1	2:02.731	47.102	41.090	34.539	194.2	6:24.279
4	1	2:03.109	47.042	41.528	34.539	191.8	8:27.388
5	1	2:02.262	46.931	40.839	34.492	194.5	10:29.650

17 — EMAN EGURRE — BMW 325I

3 — EMAN EGURRE

Vta.	D	Tiempo	Sector 1	Sector 2	Sector 3	V. Max.	Elapsed
6	1	2:03.628	46.959	41.415	35.254	197.8	12:33.278
7	1	2:02.857	46.958	41.440	34.459	193.2	14:36.135
8	1	2:02.595	47.104	41.096	34.395	190.8	16:38.730
9	1	2:03.240	47.086	41.574	34.580	195.6	18:41.970
10	1	2:03.826	47.755	41.433	34.638	197.8	20:45.796
11	1	2:02.736	47.149	41.140	34.447	189.8	22:48.532
12	1	2:02.933	47.068	41.338	34.527	194.5	24:51.465
13	1	2:02.909	47.350	41.102	34.457	193.2	26:54.374
14	1	2:02.623	46.972	40.654	34.997	190.8	28:56.997
15	1	2:03.053	47.202	41.329	34.522	190.1	31:00.050
16	1	2:04.143	47.372	42.171	34.600	195.6	33:04.193
17	1	2:02.813	47.097	41.160	34.556	193.2	35:07.006
18	1	2:02.729	47.194	40.846	34.689	191.1	37:09.735
19	1	2:04.037	47.473	41.834	34.730	195.6	39:13.772
20	1	2:04.360	47.414	42.319	34.627	191.4	41:18.132
21	1	2:03.003	47.053	41.274	34.676	195.6	43:21.135
22	1	2:02.525	47.111	40.928	34.486	192.5	45:23.660
23	1	2:02.784	46.893	41.165	34.726	193.2	47:26.444
24	1	2:02.763	47.141	41.094	34.528	191.4	49:29.207
25	1	2:03.360	47.712	41.240	34.408	193.5	51:32.567
26	1	2:05.391	47.247	42.451	35.693	194.5	53:37.958
27	1	2:04.629	47.698	41.480	35.451	175.6	55:42.587
28	1	2:02.568	47.074	41.126	34.368	193.2	57:45.155
29	1	2:02.730	46.962	41.130	34.638	192.1	59:47.885
30	1	2:06.532	47.219	41.081	38.232	188.8	1:01:54.417
31	1	3:20.084	1:02.123	1:23.832	54.129	183.3	1:05:14.501
32	1	3:35.306	1:18.372	1:17.832	59.102	78.6	1:08:49.807
33	1	2:09.767	52.491	41.893	35.383	138.1	1:10:59.574
34	1	2:15.435	49.828	41.995	43.612	152.5	1:13:15.009
35	1	2:54.213	1:07.227	1:03.819	43.167	81.5	1:16:09.222
36	1	2:04.524	48.277	41.528	34.719	191.1	1:18:13.746
37	1	2:02.521	46.989	40.856	34.676	192.5	1:20:16.267
38	1	2:02.414	46.893	41.058	34.463	194.2	1:22:18.681
39	1	2:03.036	47.224	41.078	34.734	190.1	1:24:21.717
40	1	2:04.383	48.395	41.220	34.768	181.8	1:26:26.100
41	1	2:03.271	47.598	41.239	34.434	184.6	1:28:29.371
42	1	2:04.077	47.250	42.014	34.813	182.4	1:30:33.448
43	1	2:03.286	47.310	41.315	34.661	191.1	1:32:36.734
44	1	2:02.363	46.941	40.842	34.580	193.5	1:34:39.097
45	1	2:03.008	47.670	40.931	34.407	191.8	1:36:42.105
46	1	2:03.505	47.308	41.216	34.981	187.5	1:38:45.610
47	1	2:03.559	47.373	41.275	34.911	188.1	1:40:49.169
48	1	5:35.971 P	47.580	41.842	4:06.549	191.1	1:46:25.140
49	1	5:47.665	4:25.066	44.911	37.688	78.8	1:52:12.805
50	1	2:10.981	50.567	43.813	36.601	157.2	1:54:23.786
51	1	2:08.889	49.417	43.491	35.981	159.0	1:56:32.675
52	1	2:07.595	49.235	42.584	35.776	165.6	1:58:40.270
53	1	2:09.415	50.172	43.388	35.855	172.2	2:00:49.685
54	1	2:08.102	50.096	42.678	35.328	171.4	2:02:57.787
55	1	2:07.146	48.781	43.316	35.049	172.5	2:05:04.933
56	1	2:09.674	49.801	43.640	36.233	175.6	2:07:14.607

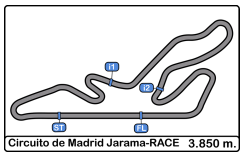

Circuito de Madrid Jarama - RACE
XI UV Endurance RACE Jarama
Carrera 8 horas resistencia
Tiempos Por Vuelta

17 EMAN EGURRE BMW 325I
3 EMAN EGURRE

Vta.	D	Tiempo	Sector 1	Sector 2	Sector 3	V. Max.	Elapsed
57	1	2:06.741	48.681	42.550	35.510	168.7	2:09:21.348
58	1	2:08.222	48.924	43.738	35.560	172.2	2:11:29.570
59	1	2:07.088	48.954	42.984	35.150	179.1	2:13:36.658
60	1	2:07.426	48.665	43.195	35.566	173.0	2:15:44.084
61	1	2:07.973	49.294	43.112	35.567	174.4	2:17:52.057
62	1	2:09.122	49.422	43.169	36.531	179.7	2:20:01.179
63	1	2:07.653	49.728	42.689	35.236	154.0	2:22:08.832
64	1	2:07.138	48.866	42.808	35.464	179.4	2:24:15.970
65	1	2:12.889	51.221	45.658	36.010	167.9	2:26:28.859
66	1	2:26.999	49.089	49.547	48.363	163.1	2:28:55.858
67	1	7:12.990 P	1:07.254	54.897	5:10.839	97.3	2:36:08.848
68	1	4:55.146	3:33.396	43.463	38.287	85.3	2:41:03.994
69	1	2:11.010	49.733	44.451	36.826	171.9	2:43:15.004
70	1	2:08.983	49.674	43.251	36.058	169.8	2:45:23.987
71	1	2:06.946	48.514	42.765	35.667	173.6	2:47:30.933
72	1	2:07.759	48.960	43.020	35.779	164.6	2:49:38.692
73	1	2:07.663	48.769	42.746	36.148	170.6	2:51:46.355
74	1	2:08.119	48.977	42.709	36.433	164.3	2:53:54.474
75	1	2:11.423	49.805	45.534	36.084	153.6	2:56:05.897
76	1	2:08.190	48.865	43.083	36.242	171.4	2:58:14.087
77	1	2:06.766	48.385	42.502	35.879	180.0	3:00:20.853
78	1	2:10.128	48.673	42.966	38.489	181.8	3:02:30.981
79	1	2:09.170	49.497	43.220	36.453	166.6	3:04:40.151
80	1	2:14.697	48.916	49.991	35.790	179.7	3:06:54.848
81	1	2:07.073	48.480	42.978	35.615	175.8	3:09:01.921
82	1	2:07.974	48.347	43.559	36.068	180.9	3:11:09.895
83	1	2:06.969	48.293	42.824	35.852	182.4	3:13:16.864
84	1	2:13.602	50.770	44.225	38.607	178.2	3:15:30.466
85	1	2:09.909	50.362	43.806	35.741	167.9	3:17:40.375
86	1	2:07.416	48.567	43.173	35.676	179.4	3:19:47.791
87	1	2:07.381	48.176	42.585	36.620	177.6	3:21:55.172
88	1	2:08.360	49.101	43.072	36.187	180.0	3:24:03.532
89	1	2:07.621	48.229	43.268	36.124	178.8	3:26:11.153
90	1	2:07.199	49.194	42.451	35.554	170.6	3:28:18.352
91	1	2:07.374	48.142	43.175	36.057	181.5	3:30:25.726
92	1	2:07.553	48.559	43.257	35.737	184.3	3:32:33.279
93	1	2:10.398	49.770	44.430	36.198	177.9	3:34:43.677
94	1	2:09.645	48.668	44.504	36.473	174.4	3:36:53.322
95	1	2:09.088	49.259	43.806	36.023	176.1	3:39:02.410
96	1	2:11.430	51.090	43.421	36.919	168.2	3:41:13.840
97	1	7:02.762 P	52.751	44.503	5:25.508	166.4	3:48:16.602
98	1	5:44.260	4:13.840	49.666	40.754	76.4	3:54:00.862
99	1	2:27.234	54.981	50.804	41.449	160.4	3:56:28.096
100	1	2:34.332	54.332	48.276	51.724	151.2	3:59:02.428
101	1	2:38.617 P	55.378	47.986	55.253	152.7	4:01:41.045
102	1	4:50.093	3:23.665	47.355	39.073	88.9	4:06:31.138
103	1	2:19.175	52.567	47.676	38.932	166.1	4:08:50.313
104	1	2:18.486	52.379	47.472	38.635	169.0	4:11:08.799
105	1	2:18.041	53.132	46.435	38.474	165.1	4:13:26.840
106	1	2:16.730	53.286	45.437	38.007	165.6	4:15:43.570
107	1	2:16.234	51.553	46.443	38.238	171.4	4:17:59.804

17 EMAN EGURRE BMW 325I
3 EMAN EGURRE

Vta.	D	Tiempo	Sector 1	Sector 2	Sector 3	V. Max.	Elapsed
108	1	2:15.548	51.732	46.218	37.598	163.8	4:20:15.352
109	1	2:14.559	51.519	45.567	37.473	171.9	4:22:29.911
110	1	2:16.233	51.096	45.545	39.592	168.7	4:24:46.144
111	1	2:12.453	50.362	45.166	36.925	179.7	4:26:58.597
112	1	2:11.504	50.436	43.979	37.089	175.0	4:29:10.101
113	1	2:11.459	50.675	44.379	36.405	168.2	4:31:21.560
114	1	2:12.501	51.537	44.133	36.831	177.3	4:33:34.061
115	1	2:10.652	49.945	44.253	36.454	180.6	4:35:44.713
116	1	2:09.339	49.881	43.212	36.246	181.8	4:37:54.052
117	1	2:09.145	49.654	43.456	36.035	177.6	4:40:03.197
118	1	2:11.325	49.370	44.318	37.637	177.3	4:42:14.522
119	1	2:15.961	51.684	47.315	36.962	180.6	4:44:30.483
120	1	2:08.318	49.153	42.944	36.221	185.5	4:46:38.801
121	1	2:09.514	49.260	43.781	36.473	179.1	4:48:48.315
122	1	2:07.927	49.038	42.825	36.064	180.6	4:50:56.242
123	1	2:07.281	48.422	42.783	36.076	185.2	4:53:03.523
124	1	2:10.628	48.793	45.059	36.776	178.5	4:55:14.151
125	1	2:13.604	52.769	44.415	36.420	176.1	4:57:27.755
126	1	2:08.947	48.828	43.980	36.139	174.1	4:59:36.702
127	1	2:09.898	50.203	42.898	36.797	180.6	5:01:46.600
128	1	2:08.922	49.476	43.111	36.335	181.5	5:03:55.522
129	1	2:13.624	51.171	45.413	37.040	167.4	5:06:09.146
130	1	2:10.994	51.679	43.495	35.820	144.5	5:08:20.140
131	1	2:10.036	49.174	43.019	37.843	182.7	5:10:30.176
132	1	2:08.062	49.183	42.737	36.142	185.2	5:12:38.238
133	1	2:07.537	49.001	42.409	36.127	175.8	5:14:45.775
134	1	2:07.736	48.735	42.635	36.366	180.6	5:16:53.511
135	1	2:07.496	48.933	42.556	36.007	178.2	5:19:01.007
136	1	2:08.204	49.091	42.705	36.408	178.8	5:21:09.211
137	1	2:09.241	50.105	43.264	35.872	155.8	5:23:18.452
138	1	2:06.866	48.659	42.854	35.353	188.1	5:25:25.318
139	1	2:09.503	48.400	43.306	37.797	180.0	5:27:34.821
140	1	2:13.920	54.056	43.788	36.076	160.4	5:29:48.741
141	1	2:11.159	49.859	44.824	36.476	186.2	5:31:59.900
142	1	2:08.699	49.557	43.043	36.099	167.9	5:34:08.599
143	1	2:06.669	48.599	42.211	35.859	173.9	5:36:15.268
144	1	2:10.229	49.401	44.327	36.501	166.9	5:38:25.497
145	1	2:08.647	49.022	42.753	36.872	181.2	5:40:34.144
146	1	2:17.811	53.087	46.650	38.074	149.7	5:42:51.955
147	1	9:45.030 P	50.833	44.617	8:09.580	150.8	5:52:36.985
148	1	4:25.644	3:07.081	42.871	35.692	87.6	5:57:02.629
149	1	2:06.829	49.705	42.306	34.818	177.0	5:59:09.458
150	1	2:06.180	48.881	42.136	35.163	185.2	6:01:15.638
151	1	2:06.215	48.527	41.731	35.957	185.2	6:03:21.853
152	1	2:04.757	47.996	41.755	35.006	183.3	6:05:26.610
153	1	2:06.088	48.620	41.906	35.562	182.4	6:07:32.698
154	1	6:53.504	5:32.374	44.538	36.592	184.9	6:14:26.202
155	1	2:06.172	48.708	42.396	35.068	173.0	6:16:32.374
156	1	2:07.143	48.450	42.742	35.951	178.2	6:18:39.517
157	1	2:05.834	48.648	42.013	35.173	178.2	6:20:45.351
158	1	2:06.747	48.244	42.471	36.032	174.4	6:22:52.098

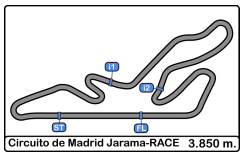

Circuito de Madrid Jarama - RACE
XI UV Endurance RACE Jarama
Carrera 8 horas resistencia
Tiempos Por Vuelta

17 EMAN EGURRE BMW 325I

3 EMAN EGURRE

Vta.	D	Tiempo	Sector 1	Sector 2	Sector 3	V. Max.	Elapsed
159	1	2:08.471	48.895	43.253	36.323	173.6	6:25:00.569
160	1	2:10.673	49.328	42.972	38.373	169.8	6:27:11.242
161	1	2:09.248	49.383	43.548	36.317	160.0	6:29:20.490
162	1	2:08.611	50.055	42.367	36.189	167.9	6:31:29.101
163	1	2:08.030	49.593	42.745	35.692	172.2	6:33:37.131
164	1	2:14.424	55.084	43.538	35.802	125.8	6:35:51.555
165	1	2:06.911	48.851	42.458	35.602	166.6	6:37:58.466
166	1	2:06.583	48.153	43.101	35.329	171.7	6:40:05.049
167	1	2:06.133	47.911	43.035	35.187	179.7	6:42:11.182
168	1	2:14.207	51.189	46.620	36.398	175.6	6:44:25.389
169	1	4:16.987	49.876	1:54.807	1:32.304	146.7	6:48:42.376
170	1	3:47.399	1:40.478	1:22.343	44.578	66.2	6:52:29.775
171	1	2:06.893	49.256	42.338	35.299	160.7	6:54:36.668
172	1	2:04.796	47.798	41.799	35.199	177.9	6:56:41.464
173	1	2:04.459	47.890	41.709	34.860	183.9	6:58:45.923
174	1	2:06.116	47.776	42.907	35.433	180.3	7:00:52.039
175	1	2:05.952	49.752	41.625	34.575	186.8	7:02:57.991
176	1	2:05.892	48.162	42.168	35.562	169.8	7:05:03.883
177	1	2:06.876	48.671	42.687	35.518	152.9	7:07:10.759
178	1	2:07.158	48.140	42.462	36.556	163.6	7:09:17.917
179	1	2:04.970	48.337	41.493	35.140	179.1	7:11:22.887
180	1	2:07.211	48.380	42.384	36.447	156.7	7:13:30.098
181	1	2:04.228	47.807	41.537	34.884	181.2	7:15:34.326
182	1	2:05.033	48.326	42.307	34.400	182.4	7:17:39.359
183	1	4:54.647	3:33.240	45.022	36.385	187.1	7:22:34.006
184	1	2:10.656	49.101	44.990	36.565	171.4	7:24:44.662
185	1	2:05.517	48.104	42.101	35.312	178.5	7:26:50.179
186	1	2:06.061	47.807	42.171	36.083	178.2	7:28:56.240
187	1	2:05.988	48.041	42.948	34.999	168.4	7:31:02.228
188	1	2:07.801	48.856	42.358	36.587	157.8	7:33:10.029
189	1	2:12.370	50.232	44.925	37.213	160.9	7:35:22.399
190	1	2:10.359	49.795	43.630	36.934	164.3	7:37:32.758
191	1	2:09.059	49.603	43.397	36.059	163.3	7:39:41.817
192	1	2:11.997	50.058	44.766	37.173	160.9	7:41:53.814
193	1	2:15.159	52.249	46.463	36.447	171.1	7:44:08.973
194	1	6:24.989 P	51.554	46.341	4:47.094	142.4	7:50:33.962
195	1	2:55.410	1:38.143	41.817	35.450	89.1	7:53:29.372
196	1	2:05.967	48.127	41.923	35.917	169.2	7:55:35.339
197	1	2:05.747	50.127	41.066	34.554	178.8	7:57:41.086
198	1	2:08.085	49.537	42.491	36.057	178.5	7:59:49.171
199	1	2:02.933	47.360	40.955	34.618	176.7	8:01:52.104
200	1	2:08.595	52.630	41.487	34.478	181.2	8:04:00.699

18 PURA PASION AUDI TT

3 VICENTE GABRIEL VALLES

Vta.	D	Tiempo	Sector 1	Sector 2	Sector 3	V. Max.	Elapsed
1	1	2:18.987	1:00.911	42.793	35.283	154.9	2:18.987
2	1	2:04.656	48.012	41.877	34.767	173.0	4:23.643
3	1	2:03.807	47.470	41.676	34.661	180.9	6:27.450
4	1	2:03.967	47.369	41.764	34.834	179.4	8:31.417
5	1	2:04.014	47.331	41.747	34.936	178.8	10:35.431
6	1	2:04.471	47.995	41.536	34.940	177.9	12:39.902
7	1	2:04.497	47.862	41.848	34.787	175.3	14:44.399
8	1	2:05.130	47.876	41.958	35.296	174.7	16:49.529
9	1	2:04.121	47.512	41.841	34.768	177.0	18:53.650
10	1	2:04.535	47.696	41.842	34.997	176.7	20:58.185
11	1	2:04.242	47.432	41.993	34.817	177.6	23:02.427
12	1	2:04.366	47.483	41.556	35.327	177.9	25:06.793
13	1	2:04.677	47.767	41.529	35.381	176.1	27:11.470
14	1	2:04.176	47.858	41.594	34.724	177.6	29:15.646
15	1	2:03.767	47.592	41.416	34.759	178.8	31:19.413
16	1	2:04.854	47.757	41.342	35.755	179.4	33:24.267
17	1	2:04.863	48.183	41.879	34.801	179.7	35:29.130
18	1	2:04.852	47.966	41.710	35.176	178.2	37:33.982
19	1	2:04.661	48.324	41.461	34.876	175.0	39:38.643
20	1	2:07.107	47.856	43.726	35.525	178.2	41:45.750
21	1	2:06.531	47.763	43.611	35.157	180.6	43:52.281
22	1	2:03.929	47.681	41.469	34.779	178.8	45:56.210
23	1	2:03.553	47.558	41.363	34.632	178.5	47:59.763
24	1	2:03.319	47.548	41.253	34.518	179.4	50:03.082
25	1	2:03.975	47.816	41.443	34.716	175.3	52:07.057
26	1	2:04.727	48.177	41.492	35.058	174.7	54:11.784
27	1	2:04.193	47.589	41.795	34.809	176.4	56:15.977
28	1	2:04.319	47.644	41.758	34.917	175.8	58:20.296
29	1	38:08.004	36:46.522	44.340	37.142	87.1	1:36:28.300
30	1	5:07.042 P	51.511	46.833	3:28.698	156.7	1:41:35.342
31	1	6:28.147	5:05.664	44.953	37.530	86.8	1:48:03.489
32	1	2:14.724	50.485	47.010	37.229	167.1	1:50:18.213
33	1	2:12.860	50.349	45.316	37.195	168.7	1:52:31.073
34	1	2:12.635	50.247	45.670	36.718	167.4	1:54:43.708
35	1	2:14.581	51.840	44.925	37.816	165.3	1:56:58.289
36	1	2:14.476	51.320	45.574	37.582	162.4	1:59:12.765
37	1	2:15.495	53.343	45.631	36.521	161.1	2:01:28.260
38	1	2:09.082	50.101	42.769	36.212	161.4	2:03:37.342
39	1	2:09.234	48.929	43.577	36.728	173.6	2:05:46.576
40	1	2:10.900	51.856	43.621	35.423	154.7	2:07:57.476
41	1	2:06.958	49.022	42.369	35.567	171.7	2:10:04.434
42	1	2:07.117	48.258	42.518	36.341	174.4	2:12:11.551
43	1	2:07.380	48.996	42.523	35.861	169.0	2:14:18.931
44	1	2:07.200	48.775	42.716	35.709	170.0	2:16:26.131
45	1	2:05.580	47.592	42.351	35.637	177.6	2:18:31.711
46	1	2:06.792	48.170	42.784	35.838	177.0	2:20:38.503
47	1	2:06.430	48.033	42.875	35.522	173.0	2:22:44.933
48	1	2:07.280	48.327	43.237	35.716	167.4	2:24:52.213
49	1	2:06.366	47.874	43.605	34.887	177.0	2:26:58.579
50	1	2:10.765	47.469	44.705	38.591	179.1	2:29:09.344
51	1	2:41.822	1:01.089	56.929	43.804	112.7	2:31:51.166
52	1	3:11.868	1:26.913	1:05.972	38.983	55.9	2:35:03.034
53	1	2:05.902	47.928	42.324	35.650	176.4	2:37:08.936
54	1	2:05.054	47.569	42.493	34.992	178.2	2:39:13.990
55	1	2:05.172	48.843	41.820	34.509	173.6	2:41:19.162
56	1	2:08.276	48.880	44.015	35.381	175.6	2:43:27.438

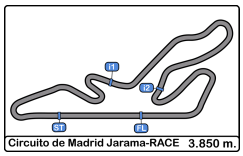

Circuito de Madrid Jarama - RACE
XI UV Endurance RACE Jarama
Carrera 8 horas resistencia
Tiempos Por Vuelta

18 PURA PASION — AUDI TT

3 — VICENTE GABRIEL VALLES

Vta.	D	Tiempo	Sector 1	Sector 2	Sector 3	V. Max.	Elapsed
57	1	2:07.611	48.635	43.618	35.358	175.0	2:45:35.049
58	1	2:08.114	48.680	43.899	35.535	179.1	2:47:43.163
59	1	2:07.198	49.322	42.855	35.021	176.1	2:49:50.361
60	1	2:07.133	48.553	42.644	35.936	169.8	2:51:57.494
61	1	2:09.021	48.981	44.513	35.527	173.0	2:54:06.515
62	1	2:09.632	48.969	44.134	36.529	169.2	2:56:16.147
63	1	2:09.562	50.432	43.824	35.306	171.1	2:58:25.709
64	1	2:08.458	48.808	43.710	35.940	175.0	3:00:34.167
65	1	2:06.905	47.944	42.800	36.161	180.3	3:02:41.072
66	1	2:06.436	48.630	42.870	34.936	174.7	3:04:47.508
67	1	2:04.996	47.765	42.134	35.097	179.1	3:06:52.504
68	1	2:06.616	48.605	42.889	35.122	175.3	3:08:59.120
69	1	2:07.353	48.891	43.257	35.205	181.8	3:11:06.473
70	1	5:09.736 P	48.071	43.087	3:38.578	179.4	3:16:16.209
71	1	6:19.191	5:02.108	41.834	35.249	92.6	3:22:35.400
72	1	2:04.548	48.077	41.451	35.020	175.3	3:24:39.948
73	1	2:05.014	47.813	42.266	34.935	175.6	3:26:44.962
74	1	2:05.232	47.621	42.652	34.959	177.6	3:28:50.194
75	1	2:03.929	47.328	41.602	34.999	180.0	3:30:54.123
76	1	2:05.678	48.135	41.862	35.681	181.8	3:32:59.801
77	1	2:04.256	47.950	41.369	34.937	176.7	3:35:04.057
78	1	2:03.967	47.704	41.501	34.762	177.3	3:37:08.024
79	1	2:03.589	47.450	41.169	34.970	178.8	3:39:11.613
80	1	2:04.177	47.846	41.311	35.020	179.1	3:41:15.790
81	1	2:05.088	48.460	41.622	35.006	181.2	3:43:20.878
82	1	2:04.096	47.815	41.547	34.734	175.3	3:45:24.974
83	1	2:03.207	47.240	41.314	34.653	182.4	3:47:28.181
84	1	2:03.952	48.007	41.427	34.518	176.7	3:49:32.133
85	1	2:04.012	47.698	41.489	34.825	175.8	3:51:36.145
86	1	2:04.439	48.324	41.602	34.513	175.8	3:53:40.584
87	1	2:05.515	47.384	42.693	35.438	176.1	3:55:46.099
88	1	2:02.956	47.196	41.064	34.696	178.2	3:57:49.055
89	1	2:04.319	47.739	41.818	34.762	179.1	3:59:53.374
90	1	2:06.268	47.552	43.972	34.744	178.8	4:01:59.642
91	1	2:04.259	47.356	41.908	34.995	182.7	4:04:03.901
92	1	2:03.889	47.576	41.355	34.958	175.3	4:06:07.790
93	1	2:03.589	47.705	41.469	34.415	176.4	4:08:11.379
94	1	2:03.850	47.616	41.299	34.935	175.6	4:10:15.229
95	1	2:04.728	47.683	41.957	35.088	177.6	4:12:19.957
96	1	2:04.266	47.459	41.634	35.173	178.8	4:14:24.223
97	1	2:04.713	47.876	41.708	35.129	173.0	4:16:28.936
98	1	2:04.451	47.928	41.648	34.875	173.3	4:18:33.387
99	1	2:05.007	48.716	41.440	34.851	174.4	4:20:38.394
100	1	2:06.151	47.692	43.307	35.152	174.7	4:22:44.545
101	1	2:08.169	51.119	41.912	35.138	177.9	4:24:52.714
102	1	2:06.643	48.164	42.782	35.697	176.7	4:26:59.357
103	1	4:09.760 P	50.897	43.531	2:35.332	168.4	4:31:09.117
104	1	7:40.473 P	5:56.666	46.904	56.903	72.3	4:38:49.590

19 FERNANDO NAVARRETE — BMW 325I

3 — ULTIMA VUELTA

Vta.	D	Tiempo	Sector 1	Sector 2	Sector 3	V. Max.	Elapsed
1	1	2:13.168	1:00.068	40.391	32.709	155.1	2:13.168
2	1	1:56.457	45.281	38.820	32.356	188.8	4:09.625
3	1	1:55.925	44.554	38.790	32.581	198.1	6:05.550
4	1	1:55.145	44.164	38.727	32.254	200.7	8:00.695
5	1	1:55.210	44.147	38.756	32.307	195.2	9:55.905
6	1	1:55.789	44.490	38.891	32.408	196.7	11:51.694
7	1	1:56.277	44.327	39.143	32.807	196.3	13:47.971
8	1	1:58.388	46.220	39.380	32.788	179.7	15:46.359
9	1	1:56.549	44.846	39.106	32.597	189.4	17:42.908
10	1	1:56.971	44.662	39.262	33.047	185.8	19:39.879
11	1	1:57.909	45.304	39.685	32.920	193.8	21:37.788
12	1	1:57.934	45.468	39.574	32.892	195.6	23:35.722
13	1	1:57.150	44.929	39.390	32.831	191.8	25:32.872
14	1	1:57.014	45.082	39.347	32.585	186.8	27:29.886
15	1	1:57.414	45.114	39.331	32.969	187.8	29:27.300
16	1	1:57.593	45.462	39.309	32.822	182.4	31:24.893
17	1	1:56.969	44.787	39.543	32.639	195.2	33:21.862
18	1	1:58.352	45.628	39.902	32.822	189.1	35:20.214
19	1	1:57.472	45.415	39.362	32.695	185.2	37:17.686
20	1	1:59.063	45.692	39.947	33.424	184.3	39:16.749
21	1	1:57.620	45.085	39.659	32.876	189.4	41:14.369
22	1	1:59.439	47.436	39.105	32.898	196.0	43:13.808
23	1	1:57.636	45.409	39.628	32.599	184.9	45:11.444
24	1	1:57.033	45.238	39.352	32.443	183.9	47:08.477
25	1	1:56.499	44.423	39.682	32.394	203.0	49:04.976
26	1	5:13.679 P	46.569	42.453	3:44.657	180.6	54:18.655
27	1	5:57.252	4:44.376	39.914	32.962	96.6	1:00:15.907
28	1	2:07.801	48.162	40.926	38.713	180.9	1:02:23.708
29	1	2:55.598	56.898	1:05.024	53.676	109.5	1:05:19.306
30	1	3:33.126	1:16.836	1:18.349	57.941	81.7	1:08:52.432
31	1	2:21.953	1:00.230	44.831	36.892	115.8	1:11:14.385
32	1	2:13.539	51.630	45.136	36.773	150.4	1:13:27.924
33	1	2:43.528	57.098	1:04.788	41.642	107.2	1:16:11.452
34	1	1:57.578	45.249	39.715	32.614	192.5	1:18:09.030
35	1	1:56.632	43.968	40.207	32.457	200.3	1:20:05.662
36	1	1:55.717	44.259	38.958	32.500	194.2	1:22:01.379
37	1	1:56.440	45.040	38.915	32.485	193.2	1:23:57.819
38	1	1:56.538	44.689	39.156	32.693	193.8	1:25:54.357
39	1	1:57.281	45.221	39.323	32.737	185.2	1:27:51.638
40	1	1:58.420	45.710	39.785	32.925	180.9	1:29:50.058
41	1	1:57.383	44.999	39.603	32.781	189.4	1:31:47.441
42	1	1:57.488	45.610	39.114	32.764	179.7	1:33:44.929
43	1	1:57.787	45.546	39.414	32.827	184.6	1:35:42.716
44	1	1:58.520	45.792	39.568	33.160	176.4	1:37:41.236
45	1	1:57.558	45.434	39.454	32.670	188.4	1:39:38.794
46	1	1:58.558	45.282	40.259	33.017	187.5	1:41:37.352
47	1	1:58.064	45.245	39.826	32.993	186.2	1:43:35.416
48	1	1:58.216	45.594	39.693	32.929	190.8	1:45:33.632
49	1	1:57.917	45.277	40.074	32.566	187.1	1:47:31.549
50	1	1:58.741	45.744	39.945	33.052	181.8	1:49:30.290
51	1	1:58.073	45.691	39.318	33.064	182.7	1:51:28.363

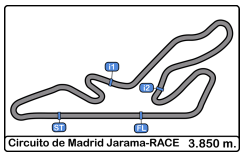

Circuito de Madrid Jarama - RACE

XI UV Endurance RACE Jarama

Carrera 8 horas resistencia

Tiempos Por Vuelta

19 FERNANDO NAVARRETE BMW 325I

3 ULTIMA VUELTA

Vta.	D	Tiempo	Sector 1	Sector 2	Sector 3	V. Max.	Elapsed
52	1	1:57.878	45.500	39.399	32.979	181.5	1:53:26.241
53	1	1:58.278	45.583	39.784	32.911	173.9	1:55:24.519
54	1	1:58.789	46.078	39.786	32.925	182.1	1:57:23.308
55	1	1:57.690	45.241	39.629	32.820	192.5	1:59:20.998
56	1	1:57.296	45.493	39.013	32.790	183.3	2:01:18.294
57	1	1:58.210	45.581	39.507	33.122	183.6	2:03:16.504
58	1	1:57.622	44.947	39.697	32.978	192.1	2:05:14.126
59	1	1:57.793	45.804	39.329	32.660	182.7	2:07:11.919
60	1	1:57.354	45.081	39.445	32.828	188.1	2:09:09.273
61	1	1:57.888	44.971	39.793	33.124	192.1	2:11:07.161
62	1	1:58.099	45.685	39.403	33.011	181.8	2:13:05.260
63	1	4:41.331 P	45.037	39.934	3:16.360	188.8	2:17:46.591
64	1	6:36.321	5:14.711	44.641	36.969	98.8	2:24:22.912
65	1	2:09.101	49.222	43.460	36.419	173.3	2:26:32.013
66	1	2:22.804	48.242	45.908	48.654	172.5	2:28:54.817
67	1	2:50.392	1:06.829	54.722	48.841	95.4	2:31:45.209
68	1	3:07.721	1:25.820	1:03.134	38.767	71.5	2:34:52.930
69	1	2:07.448	48.225	43.175	36.048	178.5	2:37:00.378
70	1	2:04.315	47.482	42.240	34.593	185.2	2:39:04.693
71	1	2:04.438	47.562	41.837	35.039	174.1	2:41:09.131
72	1	2:19.413 P	48.240	46.472	44.701	184.6	2:43:28.544
73	1	2:29.169	1:10.708	42.923	35.538	95.4	2:45:57.713
74	1	2:05.284	47.553	42.579	35.152	184.6	2:48:02.997
75	1	2:03.752	47.097	42.111	34.544	180.6	2:50:06.749
76	1	2:03.675	47.260	41.778	34.637	190.8	2:52:10.424
77	1	2:04.051	47.442	42.105	34.504	177.0	2:54:14.475
78	1	2:03.417	47.193	41.433	34.791	177.0	2:56:17.892
79	1	2:03.842	47.468	41.790	34.584	173.0	2:58:21.734
80	1	2:02.928	47.309	41.149	34.470	184.6	3:00:24.662
81	1	2:03.389	47.312	41.503	34.574	187.8	3:02:28.051
82	1	2:05.451	46.863	41.996	36.592	178.5	3:04:33.502
83	1	2:28.633	49.106	1:04.378	35.149	188.8	3:07:02.135
84	1	2:03.991	47.645	41.795	34.551	176.7	3:09:06.126
85	1	2:06.074	47.217	41.388	37.469	186.5	3:11:12.200
86	1	2:04.938	47.754	41.853	35.331	183.9	3:13:17.138
87	1	2:07.821	50.247	42.845	34.729	176.4	3:15:24.959
88	1	2:02.262	46.848	41.281	34.133	187.1	3:17:27.221
89	1	2:04.009	46.905	41.405	35.699	170.8	3:19:31.230
90	1	2:03.908	47.118	41.951	34.839	182.7	3:21:35.138
91	1	2:03.700	46.807	42.135	34.758	180.6	3:23:38.838
92	1	2:03.817	47.591	41.977	34.249	170.3	3:25:42.655
93	1	2:03.917	46.712	42.122	35.083	183.0	3:27:46.572
94	1	2:01.644	46.638	40.684	34.322	179.1	3:29:48.216
95	1	5:14.227 P	47.776	42.131	3:44.320	171.9	3:35:02.443
96	1	5:57.305	4:43.491	40.586	33.228	100.6	3:40:59.748
97	1	1:59.419	45.639	40.567	33.213	183.9	3:42:59.167
98	1	1:59.030	45.028	40.061	33.941	190.8	3:44:58.197
99	1	1:59.279	45.693	39.969	33.617	181.8	3:46:57.476
100	1	2:00.221	45.845	40.136	34.240	189.1	3:48:57.697
101	1	1:58.904	45.589	39.817	33.498	193.8	3:50:56.601
102	1	2:00.756	45.508	40.594	34.654	187.1	3:52:57.357

19 FERNANDO NAVARRETE BMW 325I

3 ULTIMA VUELTA

Vta.	D	Tiempo	Sector 1	Sector 2	Sector 3	V. Max.	Elapsed
103	1	2:00.378	45.709	39.777	34.892	193.2	3:54:57.735
104	1	1:58.930	45.423	39.787	33.720	194.2	3:56:56.665
105	1	1:59.917	45.137	40.113	34.667	186.8	3:58:56.582
106	1	1:58.782	45.772	39.982	33.028	178.5	4:00:55.364
107	1	1:59.186	45.032	40.218	33.936	187.1	4:02:54.550
108	1	1:59.024	45.817	39.841	33.366	189.1	4:04:53.574
109	1	1:58.242	45.226	40.033	32.983	183.6	4:06:51.816
110	1	1:58.281	45.439	39.984	32.858	184.3	4:08:50.097
111	1	1:58.616	45.058	40.244	33.314	184.6	4:10:48.713
112	1	1:59.228	45.686	40.354	33.188	185.2	4:12:47.941
113	1	1:58.385	45.320	40.072	32.993	180.9	4:14:46.326
114	1	1:57.942	44.911	39.845	33.186	186.8	4:16:44.268
115	1	1:59.244	45.400	40.506	33.338	189.8	4:18:43.512
116	1	1:59.257	45.708	40.271	33.278	182.4	4:20:42.769
117	1	1:59.287	45.487	40.570	33.230	183.3	4:22:42.056
118	1	1:58.562	44.958	40.009	33.595	185.8	4:24:40.618
119	1	1:58.489	45.127	39.891	33.471	186.8	4:26:39.107
120	1	1:58.076	45.233	39.781	33.062	186.5	4:28:37.183
121	1	1:57.077	44.569	39.731	32.777	186.5	4:30:34.260
122	1	1:58.220	44.844	40.291	33.085	187.5	4:32:32.480
123	1	1:58.071	44.817	40.078	33.176	186.5	4:34:30.551
124	1	1:58.447	45.230	40.046	33.171	180.6	4:36:28.998
125	1	1:59.217	45.329	41.016	32.872	189.1	4:38:28.215
126	1	1:57.460	44.908	39.501	33.051	182.4	4:40:25.675
127	1	1:57.218	44.606	39.774	32.838	189.4	4:42:22.893
128	1	1:58.811	45.829	40.191	32.791	181.8	4:44:21.704
129	1	1:57.737	45.027	39.656	33.054	186.8	4:46:19.441
130	1	1:57.896	44.704	39.754	33.438	188.4	4:48:17.337
131	1	1:57.741	45.025	39.587	33.129	188.1	4:50:15.078
132	1	5:18.058 P	47.404	50.766	3:39.888	183.9	4:55:33.136
133	1	6:27.450	5:13.936	40.160	33.354	96.8	5:02:00.586
134	1	1:59.109	45.764	40.083	33.262	184.6	5:03:59.695
135	1	1:58.748	45.595	40.039	33.114	185.5	5:05:58.443
136	1	1:57.765	45.061	39.920	32.784	183.6	5:07:56.208
137	1	1:58.076	45.174	40.091	32.811	185.2	5:09:54.284
138	1	1:59.382	45.777	40.117	33.488	187.1	5:11:53.666
139	1	1:58.904	46.527	39.527	32.850	178.8	5:13:52.570
140	1	1:57.774	44.741	39.934	33.099	188.8	5:15:50.344
141	1	1:58.454	45.491	39.768	33.195	188.8	5:17:48.798
142	1	1:58.234	45.329	39.767	33.138	188.1	5:19:47.032
143	1	1:57.872	45.159	39.637	33.076	187.5	5:21:44.904
144	1	1:57.782	45.040	39.882	32.860	190.8	5:23:42.686
145	1	1:58.944	46.208	39.873	32.863	188.8	5:25:41.630
146	1	1:57.680	45.256	39.680	32.744	186.2	5:27:39.310
147	1	2:00.158	45.863	41.072	33.223	188.4	5:29:39.468
148	1	1:59.139	45.504	40.261	33.374	182.7	5:31:38.607
149	1	1:59.538	45.898	40.367	33.273	177.0	5:33:38.145
150	1	1:58.464	45.063	40.513	32.888	184.9	5:35:36.609
151	1	1:59.135	45.170	40.736	33.229	182.4	5:37:35.744
152	1	2:00.163	45.437	41.155	33.571	186.8	5:39:35.907
153	1	1:58.349	45.281	40.049	33.019	183.6	5:41:34.256

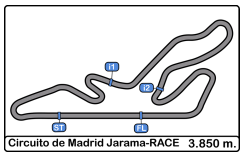

Circuito de Madrid Jarama - RACE

XI UV Endurance RACE Jarama

Carrera 8 horas resistencia

Tiempos Por Vuelta

19 FERNANDO NAVARRETE BMW 325I

3 ULTIMA VUELTA

Vta.	D	Tiempo	Sector 1	Sector 2	Sector 3	V. Max.	Elapsed
154	1	2:00.060	45.777	40.489	33.794	182.1	5:43:34.316
155	1	2:02.000	49.046	40.084	32.870	185.2	5:45:36.316
156	1	1:59.290	45.292	40.734	33.264	185.8	5:47:35.606
157	1	1:59.339	45.234	40.889	33.216	179.1	5:49:34.945
158	1	1:59.954	45.697	41.035	33.222	181.5	5:51:34.899
159	1	1:59.225	45.641	40.586	32.998	179.4	5:53:34.124
160	1	2:00.027	45.980	40.404	33.643	171.9	5:55:34.151
161	1	1:59.307	45.715	40.369	33.223	175.6	5:57:33.458
162	1	1:59.763	46.232	40.439	33.092	177.9	5:59:33.221
163	1	2:00.193	45.442	41.189	33.562	172.5	6:01:33.414
164	1	1:58.681	45.480	40.279	32.922	180.0	6:03:32.095
165	1	1:59.175	45.507	40.084	33.584	182.4	6:05:31.270
166	1	4:46.706 P	46.943	42.706	3:17.057	162.4	6:10:17.976
167	1	6:23.753	5:10.833	40.203	32.717	98.9	6:16:41.729
168	1	1:56.228	44.483	38.923	32.822	187.8	6:18:37.957
169	1	1:55.817	44.429	38.620	32.768	188.8	6:20:33.774
170	1	1:56.355	44.612	38.874	32.869	193.2	6:22:30.129
171	1	1:56.025	44.584	38.794	32.647	189.8	6:24:26.154
172	1	1:56.765	44.900	39.016	32.849	191.8	6:26:22.919
173	1	1:56.930	44.757	38.665	33.508	194.5	6:28:19.849
174	1	1:56.349	44.843	38.838	32.668	191.1	6:30:16.198
175	1	1:57.147	44.800	39.698	32.649	198.1	6:32:13.345
176	1	1:56.346	44.734	39.075	32.537	187.8	6:34:09.691
177	1	1:56.433	44.742	38.726	32.965	188.4	6:36:06.124
178	1	1:56.730	44.869	39.454	32.407	190.8	6:38:02.854
179	1	1:56.783	44.442	39.602	32.739	191.8	6:39:59.637
180	1	1:56.078	44.715	38.859	32.504	193.8	6:41:55.715
181	1	10:41.094 P	45.934	46.762	9:08.398	190.8	6:52:36.809
182	1	2:18.920	1:06.988	39.394	32.538	102.5	6:54:55.729
183	1	1:59.073	45.230	40.172	33.671	197.4	6:56:54.802
184	1	1:57.603	45.861	39.097	32.645	192.8	6:58:52.405
185	1	1:57.159	45.353	39.219	32.587	189.8	7:00:49.564
186	1	1:56.336	44.691	39.254	32.391	190.8	7:02:45.900
187	1	1:55.945	44.718	38.942	32.285	198.1	7:04:41.845
188	1	1:55.764	44.615	38.852	32.297	194.2	7:06:37.609
189	1	1:57.226	44.308		2:29.523	198.8	7:08:34.835
190	1	2:38.802 P	59.117	50.120	49.565	153.1	7:11:13.637
191	1	3:25.731	2:14.031	39.254	32.446	102.3	7:14:39.368
192	1	1:56.787	45.096	39.165	32.526	183.6	7:16:36.155
193	1	1:56.754	44.668	39.517	32.569	180.3	7:18:32.909
194	1	1:56.634	44.886	39.182	32.566	187.8	7:20:29.543
195	1	1:57.490	45.219	39.641	32.630	175.8	7:22:27.033
196	1	1:56.629	45.182	39.079	32.368	180.3	7:24:23.662
197	1	1:57.943	45.658	39.030	33.255	173.6	7:26:21.605
198	1	1:57.145	45.124	39.275	32.746	175.3	7:28:18.750
199	1	1:57.244	45.382	39.417	32.445	180.9	7:30:15.994
200	1	1:57.238	44.613	40.029	32.596	187.1	7:32:13.232
201	1	1:56.731	44.712	39.319	32.700	191.1	7:34:09.963
202	1	1:57.587	45.316	39.536	32.735	184.3	7:36:07.550
203	1	1:56.686	44.943	39.124	32.619	176.1	7:38:04.236
204	1	1:57.570	44.805	40.243	32.522	184.6	7:40:01.806

19 FERNANDO NAVARRETE BMW 325I

3 ULTIMA VUELTA

Vta.	D	Tiempo	Sector 1	Sector 2	Sector 3	V. Max.	Elapsed
205	1	1:56.347	44.609	38.894	32.844	187.1	7:41:58.153
206	1	1:55.923	44.599	38.945	32.379	197.0	7:43:54.076
207	1	1:57.354	45.111	39.468	32.775	182.1	7:45:51.430
208	1	1:57.218	45.307	39.191	32.720	177.0	7:47:48.648
209	1	1:57.934	45.609	39.507	32.818	176.4	7:49:46.582
210	1	1:57.912	45.344	39.658	32.910	179.7	7:51:44.494
211	1	1:59.585	45.984	40.325	33.276	175.0	7:53:44.079
212	1	1:59.120	45.781	40.003	33.336	172.5	7:55:43.199
213	1	2:00.316	46.551	40.835	32.930	166.1	7:57:43.515
214	1	1:59.975	45.992	40.577	33.406	173.9	7:59:43.490
215	1	1:57.903	45.348	39.842	32.713	175.8	8:01:41.393
216	1	2:05.204	45.920	43.338	35.946	185.2	8:03:46.597

20 EFICAR TEAM SAXO SAXO

SAXO EFICAR TEAM

Vta.	D	Tiempo	Sector 1	Sector 2	Sector 3	V. Max.	Elapsed
1	1	2:19.815	1:01.327	43.198	35.290	155.8	2:19.815
2	1	2:05.821	48.373	42.379	35.069	180.0	4:25.636
3	1	2:05.774	47.933	42.411	35.430	181.2	6:31.410
4	1	2:05.635	48.111	42.372	35.152	177.6	8:37.045
5	1	2:04.877	47.514	42.306	35.057	173.6	10:41.922
6	1	2:04.706	47.516	42.162	35.028	173.9	12:46.628
7	1	2:05.742	47.908	42.601	35.233	174.1	14:52.370
8	1	2:05.988	48.260	42.429	35.299	172.5	16:58.358
9	1	2:06.769	48.026	43.317	35.426	172.8	19:05.127
10	1	2:05.545	47.877	42.460	35.208	173.0	21:10.672
11	1	2:05.508	47.920	42.329	35.259	171.9	23:16.180
12	1	2:05.365	47.678	42.357	35.330	171.9	25:21.545
13	1	2:06.111	48.180	42.613	35.318	171.7	27:27.656
14	1	2:06.170	48.392	42.519	35.259	172.5	29:33.826
15	1	2:05.902	48.252	42.460	35.190	172.8	31:39.728
16	1	2:05.653	47.943	42.436	35.274	171.7	33:45.381
17	1	2:06.463	48.896	42.311	35.256	172.2	35:51.844
18	1	2:08.134	49.854	42.870	35.410	172.5	37:59.978
19	1	2:06.247	48.423	42.595	35.229	172.5	40:06.225
20	1	2:05.815	47.941	42.511	35.363	174.4	42:12.040
21	1	2:05.651	47.915	42.475	35.261	173.9	44:17.691
22	1	2:06.105	47.810	42.545	35.750	172.5	46:23.796
23	1	2:06.273	48.185	42.616	35.472	168.7	48:30.069
24	1	2:05.741	48.011	42.487	35.243	170.6	50:35.810
25	1	2:06.709	48.157	42.906	35.646	171.7	52:42.519
26	1	2:06.211	48.071	42.635	35.505	173.3	54:48.730
27	1	2:06.283	48.028	42.505	35.750	171.4	56:55.013
28	1	2:06.673	48.893	42.343	35.437	161.6	59:01.686
29	1	2:05.458	48.032	42.396	35.030	173.9	1:01:07.144
30	1	2:21.387	50.176	51.937	39.274	174.7	1:03:28.531
31	1	2:24.499	55.585	49.858	39.056	136.8	1:05:53.030
32	1	3:05.651	53.077	1:15.118	57.456	142.4	1:08:58.681
33	1	2:25.404	1:05.673	44.338	35.393	87.1	1:11:24.085
34	1	2:10.846	49.711	44.549	36.586	171.9	1:13:34.931
35	1	2:41.833	55.642	1:05.047	41.144	115.5	1:16:16.764

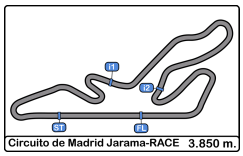

Circuito de Madrid Jarama - RACE

XI UV Endurance RACE Jarama

Carrera 8 horas resistencia

Tiempos Por Vuelta

20 EFICAR TEAM SAXO — SAXO — EFICAR TEAM

Vta.	D	Tiempo	Sector 1	Sector 2	Sector 3	V. Max.	Elapsed
36	1	2:06.423	48.390	42.482	35.551	175.8	1:18:23.187
37	1	2:05.881	48.031	42.678	35.172	178.2	1:20:29.068
38	1	2:04.455	47.550	42.017	34.888	176.1	1:22:33.523
39	1	2:05.145	47.908	42.105	35.132	175.6	1:24:38.668
40	1	2:06.773	48.313	42.689	35.771	173.6	1:26:45.441
41	1	2:06.946	48.504	42.953	35.489	170.0	1:28:52.387
42	1	2:07.992	49.051	43.193	35.748	170.3	1:31:00.379
43	1	2:07.104	48.345	42.959	35.800	169.8	1:33:07.483
44	1	2:08.786	49.313	43.483	35.990	171.4	1:35:16.269
45	1	2:07.583	48.949	43.077	35.557	167.1	1:37:23.852
46	1	2:08.272	49.199	43.054	36.019	166.9	1:39:32.124
47	1	2:10.623	50.043	44.844	35.736	162.8	1:41:42.747
48	1	2:09.119	49.007	43.920	36.192	168.4	1:43:51.866
49	1	2:12.181	51.342	44.656	36.183	167.7	1:46:04.047
50	1	2:10.184	49.970	44.045	36.169	161.6	1:48:14.231
51	1	2:10.368	50.678	43.467	36.223	151.8	1:50:24.599
52	1	2:09.530	49.956	43.860	35.714	165.1	1:52:34.129
53	1	2:11.362	49.428	44.896	37.038	171.4	1:54:45.491
54	1	2:08.083	49.404	42.766	35.913	169.2	1:56:53.574
55	1	2:09.897	50.217	43.694	35.986	161.9	1:59:03.471
56	1	2:04.966	47.825	42.177	34.964	171.4	2:01:08.437
57	1	2:09.398	50.760	42.875	35.763	164.8	2:03:17.835
58	1	2:06.507	47.895	43.032	35.580	171.4	2:05:24.342
59	1	2:08.189	48.263	43.803	36.123	171.4	2:07:32.531
60	1	2:07.213	48.912	43.080	35.221	166.4	2:09:39.744
61	1	2:07.701	48.797	43.229	35.675	169.8	2:11:47.445
62	1	2:06.958	48.737	42.517	35.704	171.7	2:13:54.403
63	1	2:07.795	49.555	42.873	35.367	171.1	2:16:02.198
64	1	3:56.267 P	49.434	43.450	2:23.383	170.6	2:19:58.465
65	1	7:29.960	6:09.236	44.389	36.335	78.4	2:27:28.425
66	1	2:39.238	55.104	58.781	45.353	167.9	2:30:07.663
67	1	2:41.973	1:01.990	55.152	44.831	114.7	2:32:49.636
68	1	2:20.109	52.543	46.864	40.702	134.6	2:35:09.745
69	1	2:09.388	49.391	43.666	36.331	166.9	2:37:19.133
70	1	2:09.533	49.402	43.831	36.300	166.9	2:39:28.666
71	1	2:09.078	49.339	43.637	36.102	166.9	2:41:37.744
72	1	2:10.944	49.724	44.100	37.120	163.8	2:43:48.688
73	1	2:11.069	49.617	44.566	36.886	164.3	2:45:59.757
74	1	2:09.964	50.580	43.451	35.933	167.1	2:48:09.721
75	1	2:09.355	49.237	43.418	36.700	171.9	2:50:19.076
76	1	2:08.851	48.968	43.223	36.660	170.6	2:52:27.927
77	1	2:09.224	49.337	43.789	36.098	168.4	2:54:37.151
78	1	2:09.958	49.015	44.468	36.475	164.6	2:56:47.109
79	1	2:09.500	49.115	44.386	35.999	168.4	2:58:56.609
80	1	2:08.823	48.946	43.825	36.052	165.8	3:01:05.432
81	1	2:09.245	49.364	43.446	36.435	167.4	3:03:14.677
82	1	2:09.425	49.525	43.712	36.188	165.6	3:05:24.102
83	1	2:08.757	49.417	43.293	36.047	167.4	3:07:32.859
84	1	2:09.211	49.298	43.683	36.230	168.2	3:09:42.070
85	1	2:09.827	49.596	43.721	36.510	162.8	3:11:51.897
86	1	2:09.584	49.007	44.551	36.026	166.6	3:14:01.481

20 EFICAR TEAM SAXO — SAXO — EFICAR TEAM

Vta.	D	Tiempo	Sector 1	Sector 2	Sector 3	V. Max.	Elapsed
87	1	2:09.183	49.288	43.822	36.073	164.1	3:16:10.664
88	1	2:09.646	49.103	44.211	36.332	167.9	3:18:20.310
89	1	2:08.619	49.004	43.130	36.485	168.2	3:20:28.929
90	1	2:09.895	50.606	43.776	35.513	161.1	3:22:38.824
91	1	2:08.822	48.920	43.567	36.335	167.4	3:24:47.646
92	1	2:10.291	50.216	43.705	36.370	163.6	3:26:57.937
93	1	2:08.707	48.956	43.843	35.908	165.8	3:29:06.644
94	1	2:09.722	49.769	44.074	35.879	166.9	3:31:16.366
95	1	2:09.281	49.347	43.742	36.192	165.8	3:33:25.647
96	1	2:10.073	49.355	44.481	36.237	168.2	3:35:35.720
97	1	2:09.628	49.519	44.197	35.912	167.1	3:37:45.348
98	1	2:11.551	50.288	43.960	37.303	160.0	3:39:56.899
99	1	2:09.012	49.707	43.511	35.794	170.8	3:42:05.911
100	1	2:09.259	49.637	43.535	36.087	164.8	3:44:15.170
101	1	2:09.416	49.702	43.477	36.237	164.3	3:46:24.586
102	1	2:09.381	50.018	43.384	35.979	163.1	3:48:33.967
103	1	2:09.218	49.022	44.151	36.045	168.2	3:50:43.185
104	1	2:09.877	49.347	44.023	36.507	167.4	3:52:53.062
105	1	2:10.043	50.892	43.186	35.965	164.8	3:55:03.105
106	1	2:09.396	49.359	43.947	36.090	167.1	3:57:12.501
107	1	2:09.679	49.747	43.724	36.208	165.6	3:59:22.180
108	1	2:10.483	51.217	43.306	35.960	162.1	4:01:32.663
109	1	2:10.676	48.777	45.273	36.626	169.0	4:03:43.339
110	1	2:10.190	49.726	44.094	36.370	165.6	4:05:53.529
111	1	2:09.853	50.061	43.585	36.207	161.1	4:08:03.382
112	1	2:09.554	49.572	43.687	36.295	165.3	4:10:12.936
113	1	2:09.973	49.641	44.363	35.969	162.4	4:12:22.909
114	1	2:09.478	49.414	43.623	36.441	164.8	4:14:32.387
115	1	2:09.571	49.559	43.843	36.169	160.9	4:16:41.958
116	1	2:09.620	50.528	43.584	35.508	164.8	4:18:51.578
117	1	4:58.598 P	49.035	43.359	3:26.204	167.9	4:23:50.176
118	1	6:26.956	5:05.205	44.270	37.481	88.3	4:30:17.132
119	1	2:09.016	49.183	43.678	36.155	170.0	4:32:26.148
120	1	2:08.089	48.654	43.303	36.132	169.5	4:34:34.237
121	1	2:07.427	48.373	43.108	35.946	173.0	4:36:41.664
122	1	2:07.726	48.961	42.881	35.884	170.8	4:38:49.390
123	1	2:08.777	48.702	43.899	36.176	170.8	4:40:58.167
124	1	2:07.433	48.440	43.185	35.808	170.8	4:43:05.600
125	1	2:08.219	48.729	43.392	36.098	170.8	4:45:13.819
126	1	2:08.551	48.938	44.084	35.529	168.2	4:47:22.370
127	1	2:07.819	48.797	43.081	35.941	169.2	4:49:30.189
128	1	2:08.745	49.092	43.540	36.113	166.6	4:51:38.934
129	1	2:09.415	49.988	43.501	35.926	167.9	4:53:48.349
130	1	2:07.474	48.523	43.056	35.895	170.0	4:55:55.823
131	1	2:08.026	48.975	43.314	35.737	169.5	4:58:03.849
132	1	2:08.534	48.691	43.467	36.376	171.9	5:00:12.383
133	1	2:07.691	48.652	43.066	35.973	171.7	5:02:20.074
134	1	2:07.585	48.230	43.179	36.176	171.1	5:04:27.659
135	1	2:07.135	48.583	42.848	35.704	172.8	5:06:34.794
136	1	2:09.229	48.770	44.307	36.152	172.5	5:08:44.023
137	1	2:07.591	48.628	43.137	35.826	170.3	5:10:51.614

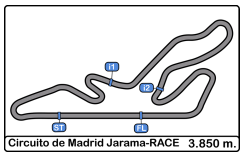

Circuito de Madrid Jarama - RACE
XI UV Endurance RACE Jarama
Carrera 8 horas resistencia
Tiempos Por Vuelta

20 EFICAR TEAM SAXO — SAXO

SAXO — EFICAR TEAM

Vta.	D	Tiempo		Sector 1	Sector 2	Sector 3	V. Max.	Elapsed
138	1	2:07.765		48.975	43.199	35.591	169.0	5:12:59.379
139	1	2:09.101		49.902	43.276	35.923	166.6	5:15:08.480
140	1	2:07.732		48.591	43.279	35.862	168.7	5:17:16.212
141	1	2:07.623		48.618	43.153	35.852	168.2	5:19:23.835
142	1	2:07.956		48.766	43.365	35.825	169.0	5:21:31.791
143	1	2:10.769		49.023	45.378	36.368	172.2	5:23:42.560
144	1	2:07.637		48.618	43.036	35.983	170.3	5:25:50.197
145	1	2:08.823		49.584	43.214	36.025	171.1	5:27:59.020
146	1	2:07.749		48.743	43.165	35.841	169.5	5:30:06.769
147	1	2:08.131		49.117	43.104	35.910	170.3	5:32:14.900
148	1	2:07.260		48.656	42.874	35.730	167.7	5:34:22.160
149	1	2:08.884		49.152	43.294	36.438	163.1	5:36:31.044
150	1	2:10.890		50.505	44.411	35.974	168.4	5:38:41.934
151	1	2:10.269		50.188	44.308	35.773	161.9	5:40:52.203
152	1	2:08.218		48.712	43.565	35.941	171.1	5:43:00.421
153	1	2:11.460		51.396	43.919	36.145	145.1	5:45:11.881
154	1	2:09.532		49.413	43.833	36.286	168.2	5:47:21.413
155	1	2:12.513		51.086	44.702	36.725	151.8	5:49:33.926
156	1	2:10.391		49.660	44.296	36.435	164.3	5:51:44.317
157	1	2:14.249		51.584	44.896	37.769	152.7	5:53:58.566
158	1	2:12.426		51.030	44.868	36.528	164.1	5:56:10.992
159	1	4:59.139	P	50.754	45.608	3:22.777	155.1	6:01:10.131
160	1	6:31.858		5:09.763	45.002	37.093	83.1	6:07:41.989
161	1	2:10.909		50.418	43.869	36.622	166.9	6:09:52.898
162	1	2:10.705		50.434	43.991	36.280	165.8	6:12:03.603
163	1	2:10.216		49.882	43.897	36.437	168.2	6:14:13.819
164	1	2:10.747		50.243	43.791	36.713	166.4	6:16:24.566
165	1	2:10.342		50.165	43.676	36.501	166.4	6:18:34.908
166	1	2:09.880		49.816	43.643	36.421	166.9	6:20:44.788
167	1	2:10.170		49.913	43.530	36.727	162.6	6:22:54.958
168	1	2:11.657		49.665	45.260	36.732	167.9	6:25:06.615
169	1	2:10.317		49.542	43.549	37.226	170.0	6:27:16.932
170	1	2:09.735		49.982	43.402	36.351	164.1	6:29:26.667
171	1	2:11.911		49.465	44.735	37.711	169.5	6:31:38.578
172	1	2:09.808		50.238	43.458	36.112	166.4	6:33:48.386
173	1	2:10.819		49.716	44.260	36.843	169.5	6:35:59.205
174	1	2:11.244		50.435	44.344	36.465	166.9	6:38:10.449
175	1	2:10.842		50.324	43.797	36.721	165.1	6:40:21.291
176	1	2:11.455		50.371	44.119	36.965	166.6	6:42:32.746
177	1	2:30.426		58.719	50.290	41.417	127.2	6:45:03.172
178	1	3:44.798		58.268	1:13.523	1:33.007	125.0	6:48:47.970
179	1	3:44.641		1:39.063	1:21.582	43.996	70.5	6:52:32.611
180	1	2:15.857		51.485	46.024	38.348	164.1	6:54:48.468
181	1	2:12.832		51.370	44.696	36.766	161.4	6:57:01.300
182	1	2:14.033		50.602	46.231	37.200	163.1	6:59:15.333
183	1	2:14.644		51.095	45.672	37.877	164.3	7:01:29.977
184	1	2:11.789		50.330	44.388	37.071	166.6	7:03:41.766
185	1	2:15.044		50.773	46.988	37.283	159.5	7:05:56.810
186	1	2:12.935		51.515	44.547	36.873	153.6	7:08:09.745
187	1	2:13.271		51.220	44.924	37.127	164.1	7:10:23.016
188	1	2:11.591		50.513	43.847	37.231	164.6	7:12:34.607

20 EFICAR TEAM SAXO — SAXO

SAXO — EFICAR TEAM

Vta.	D	Tiempo	Sector 1	Sector 2	Sector 3	V. Max.	Elapsed
189	1	2:12.445	50.756	44.926	36.763	158.1	7:14:47.052
190	1	2:12.396	50.587	45.029	36.780	159.5	7:16:59.448
191	1	2:11.820	50.347	44.474	36.999	163.3	7:19:11.268
192	1	2:15.986	52.201	45.620	38.165	155.8	7:21:27.254
193	1	2:14.468	51.733	45.246	37.489	148.3	7:23:41.722
194	1	2:13.920	51.443	45.177	37.300	155.1	7:25:55.642
195	1	2:13.747	51.263	45.220	37.264	157.6	7:28:09.389
196	1	2:16.273	52.959	45.789	37.525	163.8	7:30:25.662
197	1	2:13.153	51.075	44.959	37.119	158.5	7:32:38.815
198	1	2:16.118	51.409	47.279	37.430	156.0	7:34:54.933
199	1	2:13.755	51.132	44.714	37.909	163.6	7:37:08.688
200	1	2:13.014	50.694	44.914	37.406	161.6	7:39:21.702
201	1	2:15.354	51.098	46.713	37.543	158.8	7:41:37.056
202	1	2:12.262	50.614	44.392	37.256	164.1	7:43:49.318
203	1	2:14.460	51.378	45.945	37.137	156.5	7:46:03.778
204	1	2:12.136	50.359	44.700	37.077	162.1	7:48:15.914
205	1	2:11.553	50.490	44.197	36.866	160.2	7:50:27.467
206	1	2:11.780	50.401	44.891	36.488	162.6	7:52:39.247
207	1	2:10.711	49.611	44.527	36.573	170.3	7:54:49.958
208	1	2:10.718	50.138	44.056	36.524	165.6	7:57:00.676
209	1	2:09.880	50.209	43.458	36.213	165.3	7:59:10.556
210	1	2:10.589	49.456	44.182	36.951	166.4	8:01:21.145
211	1	2:06.750	48.361	42.604	35.785	172.5	8:03:27.895

21 DHR — NISSAN SUNY

2 — ULTIMA VUELTA

Vta.	D	Tiempo	Sector 1	Sector 2	Sector 3	V. Max.	Elapsed
1	1	2:15.500	59.724	41.734	34.042	148.1	2:15.500
2	1	2:02.517	46.871	41.149	34.497	184.9	4:18.017
3	1	2:02.151	46.688	41.147	34.316	185.2	6:20.168
4	1	2:03.720	48.011	41.250	34.459	183.0	8:23.888
5	1	2:02.877	47.050	41.456	34.371	182.7	10:26.765
6	1	2:03.989	47.489	42.181	34.319	182.1	12:30.754
7	1	2:03.379	47.689	41.204	34.486	183.0	14:34.133
8	1	2:03.413	47.640	41.339	34.434	183.9	16:37.546
9	1	2:03.609	47.603	41.557	34.449	186.5	18:41.155
10	1	2:05.023	49.028	41.251	34.744	183.0	20:46.178
11	1	2:02.806	47.293	41.290	34.223	185.2	22:48.984
12	1	2:02.921	47.219	41.454	34.248	184.3	24:51.905
13	1	2:03.132	47.756	41.081	34.295	184.9	26:55.037
14	1	2:03.511	47.962	41.288	34.261	184.9	28:58.548
15	1	2:03.539	47.737	41.385	34.417	183.9	31:02.087
16	1	2:03.838	47.705	41.652	34.481	182.4	33:05.925
17	1	2:03.776	47.732	41.473	34.571	184.3	35:09.701
18	1	2:03.930	48.092	41.345	34.493	180.9	37:13.631
19	1	2:04.395	47.655	41.333	35.407	182.4	39:18.026
20	1	2:04.411	48.151	41.553	34.707	176.7	41:22.437
21	1	2:03.885	47.514	41.638	34.733	184.3	43:26.322
22	1	2:04.380	47.978	41.641	34.761	182.7	45:30.702
23	1	2:03.535	47.499	41.561	34.475	183.3	47:34.237
24	1	2:04.661	48.074	42.121	34.466	181.2	49:38.898

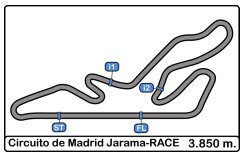

Circuito de Madrid Jarama - RACE
XI UV Endurance RACE Jarama
Carrera 8 horas resistencia
Tiempos Por Vuelta

21 DHR NISSAN SUNY
2 ULTIMA VUELTA

Vta.	D	Tiempo	Sector 1	Sector 2	Sector 3	V. Max.	Elapsed
25	1	2:05.983	48.433	42.762	34.788	179.7	51:44.881
26	1	2:04.507	47.755	41.704	35.048	181.2	53:49.388
27	1	2:05.423	48.129	41.568	35.726	181.5	55:54.811
28	1	2:04.734	47.968	41.922	34.844	180.9	57:59.545
29	1	2:04.648	48.059	41.689	34.900	180.3	1:00:04.193
30	1	2:08.756	47.925	41.909	38.922	177.0	1:02:12.949
31	1	3:06.172 P	58.468	1:09.621	58.083	113.5	1:05:19.121
32	1	3:43.242	1:48.562	57.696	56.984	87.0	1:09:02.363
33	1	2:26.646	1:06.589	45.322	34.735	84.9	1:11:29.009
34	1	2:07.936	48.454	43.253	36.229	175.6	1:13:36.945
35	1	2:43.899	55.761	1:05.430	42.708	108.2	1:16:20.844
36	1	2:03.942	48.136	41.144	34.662	170.3	1:18:24.786
37	1	2:03.155	47.664	41.199	34.292	182.7	1:20:27.941
38	1	2:03.017	47.381	41.235	34.401	185.2	1:22:30.958
39	1	2:03.223	47.416	41.382	34.425	184.3	1:24:34.181
40	1	2:03.093	47.389	41.383	34.321	184.6	1:26:37.274
41	1	2:04.792	47.474	42.404	34.914	183.3	1:28:42.066
42	1	2:04.745	47.997	42.057	34.691	177.6	1:30:46.811
43	1	2:04.398	47.876	41.473	35.049	176.4	1:32:51.209
44	1	2:04.050	48.003	41.543	34.504	183.0	1:34:55.259
45	1	2:03.796	47.380	41.500	34.916	182.1	1:36:59.055
46	1	2:03.410	47.640	41.170	34.600	180.9	1:39:02.465
47	1	2:04.426	47.473	42.400	34.553	183.0	1:41:06.891
48	1	2:02.884	47.209	41.324	34.351	182.4	1:43:09.775
49	1	2:04.874	47.677	42.622	34.575	183.0	1:45:14.649
50	1	2:03.500	47.623	41.388	34.489	187.8	1:47:18.149
51	1	2:03.029	47.343	41.189	34.497	182.4	1:49:21.178
52	1	2:03.801	47.795	41.274	34.732	180.9	1:51:24.979
53	1	2:03.122	47.329	41.482	34.311	186.5	1:53:28.101
54	1	2:03.980	47.691	41.894	34.395	180.0	1:55:32.081
55	1	2:04.325	47.557	41.884	34.884	180.9	1:57:36.406
56	1	2:04.641	47.904	41.901	34.836	175.3	1:59:41.047
57	1	2:04.575	48.495	41.472	34.608	178.5	2:01:45.622
58	1	2:05.145	47.813	42.661	34.671	177.0	2:03:50.767
59	1	2:05.527	48.283	42.089	35.155	169.5	2:05:56.294
60	1	6:26.817 P	48.619	42.398	4:55.800	158.8	2:12:23.111
61	1	5:57.083	4:34.687	46.462	35.934	76.7	2:18:20.194
62	1	2:08.552	49.895	43.014	35.643	151.0	2:20:28.746
63	1	2:07.833	49.116	43.410	35.307	169.5	2:22:36.579
64	1	2:10.339	49.631	45.149	35.559	180.3	2:24:46.918
65	1	2:07.208	48.583	43.415	35.210	178.5	2:26:54.126
66	1	2:14.165	49.410	44.495	40.260	177.0	2:29:08.291
67	1	2:42.127	59.772	57.230	45.125	123.9	2:31:50.418
68	1	3:09.037	1:26.334	1:05.681	37.022	57.7	2:34:59.455
69	1	2:05.851	48.327	42.614	34.910	181.2	2:37:05.306
70	1	2:06.687	48.982	42.921	34.784	165.8	2:39:11.993
71	1	2:06.051	48.578	42.616	34.857	171.4	2:41:18.044
72	1	2:06.992	48.037	43.975	34.980	168.7	2:43:25.036
73	1	2:06.813	48.249	43.324	35.240	181.5	2:45:31.849
74	1	2:05.425	48.118	42.515	34.792	176.7	2:47:37.274
75	1	2:05.688	48.104	42.589	34.995	178.8	2:49:42.962

21 DHR NISSAN SUNY
2 ULTIMA VUELTA

Vta.	D	Tiempo	Sector 1	Sector 2	Sector 3	V. Max.	Elapsed
76	1	2:05.647	48.503	42.306	34.838	178.5	2:51:48.609
77	1	2:05.952	47.714	42.179	36.059	179.4	2:53:54.561
78	1	2:05.920	48.256	42.742	34.922	176.7	2:56:00.481
79	1	2:06.541	48.736	42.464	35.341	175.6	2:58:07.022
80	1	2:05.923	48.302	42.684	34.937	177.0	3:00:12.945
81	1	2:05.500	48.082	42.459	34.959	177.0	3:02:18.445
82	1	2:04.937	48.518	41.881	34.538	178.5	3:04:23.382
83	1	2:06.431	48.112	43.034	35.285	180.0	3:06:29.813
84	1	2:06.694	48.947	42.479	35.268	175.8	3:08:36.507
85	1	2:05.303	47.926	42.163	35.214	181.8	3:10:41.810
86	1	2:05.205	48.151	42.160	34.894	177.6	3:12:47.015
87	1	2:04.770	47.995	41.948	34.827	179.1	3:14:51.785
88	1	2:04.748	48.091	41.889	34.768	180.0	3:16:56.533
89	1	2:03.757	47.709	41.602	34.446	181.2	3:19:00.290
90	1	2:04.501	47.852	41.993	34.656	176.1	3:21:04.791
91	1	2:04.926	47.684	42.317	34.925	177.3	3:23:09.717
92	1	2:04.522	47.702	41.702	35.118	178.8	3:25:14.239
93	1	2:03.770	47.420	41.667	34.683	182.4	3:27:18.009
94	1	2:03.475	47.578	41.281	34.616	180.0	3:29:21.484
95	1	2:03.714	47.322	41.782	34.610	180.9	3:31:25.198
96	1	2:04.128	47.505	41.961	34.662	180.0	3:33:29.326
97	1	2:04.829	47.451	41.784	35.594	181.2	3:35:34.155
98	1	2:04.736	47.583	42.024	35.129	175.8	3:37:38.891
99	1	2:04.816	48.404	41.659	34.753	177.3	3:39:43.707
100	1	2:04.127	47.498	41.683	34.946	176.7	3:41:47.834
101	1	2:03.770	47.468	41.727	34.575	180.0	3:43:51.604
102	1	2:04.698	47.283	42.706	34.709	183.0	3:45:56.302
103	1	2:04.513	48.222	41.672	34.619	183.3	3:48:00.815
104	1	2:04.544	47.413	41.505	35.626	181.5	3:50:05.359
105	1	2:04.100	47.634	41.453	35.013	183.3	3:52:09.459
106	1	2:04.198	47.584	41.795	34.819	176.4	3:54:13.657
107	1	2:03.632	47.480	41.386	34.766	180.6	3:56:17.289
108	1	2:04.119	47.854	41.366	34.899	179.4	3:58:21.408
109	1	2:04.838	48.123	41.970	34.745	179.4	4:00:26.246
110	1	2:04.462	47.857	41.586	35.019	179.1	4:02:30.708
111	1	2:03.829	47.490	41.598	34.741	177.6	4:04:34.537
112	1	2:03.919	47.698	41.515	34.706	180.3	4:06:38.456
113	1	2:04.359	47.430	42.214	34.715	180.6	4:08:42.815
114	1	2:04.149	47.815	41.460	34.874	181.2	4:10:46.964
115	1	4:55.375 P	48.654	41.890	3:24.831	175.6	4:15:42.339
116	1	6:38.230	5:17.704	43.644	36.882	91.6	4:22:20.569
117	1	2:09.697	50.092	43.259	36.346	170.6	4:24:30.266
118	1	2:09.136	49.553	44.140	35.443	175.3	4:26:39.402
119	1	2:08.349	49.089	43.959	35.301	180.6	4:28:47.751
120	1	2:08.646	49.822	43.950	34.874	171.1	4:30:56.397
121	1	2:06.107	48.960	42.178	34.969	175.3	4:33:02.504
122	1	2:05.662	48.997	41.880	34.785	167.1	4:35:08.166
123	1	2:06.111	49.500	42.036	34.575	175.3	4:37:14.277
124	1	2:04.730	48.141	41.387	35.202	177.6	4:39:19.007
125	1	2:04.894	48.332	41.967	34.595	170.0	4:41:23.901
126	1	2:04.150	48.866	41.310	33.974	172.5	4:43:28.051

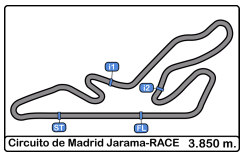

Circuito de Madrid Jarama - RACE
XI UV Endurance RACE Jarama
Carrera 8 horas resistencia
Tiempos Por Vuelta

21 DHR NISSAN SUNY

2 ULTIMA VUELTA

Vta.	D	Tiempo		Sector 1	Sector 2	Sector 3	V. Max.	Elapsed
127	1	2:03.263		47.532	41.303	34.428	180.9	4:45:31.314
128	1	2:04.617		49.219	41.512	33.886	181.5	4:47:35.931
129	1	2:03.985		48.668	41.098	34.219	171.1	4:49:39.916
130	1	2:02.542		47.415	40.887	34.240	181.2	4:51:42.458
131	1	2:03.444		47.311	42.119	34.014	183.0	4:53:45.902
132	1	2:03.798		47.414	42.090	34.294	177.9	4:55:49.700
133	1	2:02.657		47.342	41.003	34.312	180.9	4:57:52.357
134	1	2:03.325		47.854	41.187	34.284	176.7	4:59:55.682
135	1	2:03.453		47.349	41.315	34.789	182.4	5:01:59.135
136	1	2:03.864		48.449	41.303	34.112	177.6	5:04:02.999
137	1	2:06.547		49.312	41.573	35.662	181.8	5:06:09.546
138	1	2:02.828		47.685	40.967	34.176	174.7	5:08:12.374
139	1	2:03.210		47.183	41.943	34.084	183.3	5:10:15.584
140	1	2:03.211		47.226	41.351	34.634	183.0	5:12:18.795
141	1	2:02.697		47.337	41.172	34.188	177.6	5:14:21.492
142	1	2:02.412		47.289	41.049	34.074	183.0	5:16:23.904
143	1	2:03.116		47.317	41.646	34.153	182.4	5:18:27.020
144	1	2:02.861		47.233	41.272	34.356	183.3	5:20:29.881
145	1	2:04.121		48.655	41.308	34.158	162.6	5:22:34.002
146	1	2:02.980		47.249	41.505	34.226	180.6	5:24:36.982
147	1	2:02.685		47.490	41.115	34.080	181.8	5:26:39.667
148	1	2:02.941		47.272	40.986	34.683	179.4	5:28:42.608
149	1	2:02.604		47.153	41.019	34.432	181.8	5:30:45.212
150	1	2:04.366		47.585	41.978	34.803	180.3	5:32:49.578
151	1	2:04.197		48.542	41.672	33.983	182.4	5:34:53.775
152	1	2:03.189		47.773	41.265	34.151	184.6	5:36:56.964
153	1	2:03.229		47.216	42.017	33.996	181.5	5:39:00.193
154	1	2:02.439		47.111	41.203	34.125	182.4	5:41:02.632
155	1	2:02.365		47.057	41.101	34.207	185.5	5:43:04.997
156	1	2:02.719		47.531	41.112	34.076	178.2	5:45:07.716
157	1	2:03.275		47.440	41.629	34.206	180.0	5:47:10.991
158	1	2:02.314		47.125	40.979	34.210	179.4	5:49:13.305
159	1	2:02.238		47.222	40.987	34.029	185.5	5:51:15.543
160	1	2:02.593		47.688	40.825	34.080	187.5	5:53:18.136
161	1	2:03.817		47.216	42.469	34.132	183.9	5:55:21.953
162	1	2:02.165		47.233	40.829	34.103	181.8	5:57:24.118
163	1	2:02.451		47.380	40.996	34.075	184.9	5:59:26.569
164	1	2:02.545		47.239	41.236	34.070	182.7	6:01:29.114
165	1	2:02.766		47.314	40.809	34.643	183.6	6:03:31.880
166	1	2:02.398		47.313	41.082	34.003	171.1	6:05:34.278
167	1	2:04.007		47.842	41.855	34.310	183.3	6:07:38.285
168	1	5:52.303	P	47.450	41.036	4:23.817	184.3	6:13:30.588
169	1	5:22.993		4:06.695	41.711	34.587	92.0	6:18:53.581
170	1	2:03.234		47.556	41.317	34.361	184.9	6:20:56.815
171	1	2:03.845		47.294	41.068	35.483	183.9	6:23:00.660
172	1	2:03.391		47.391	41.207	34.793	178.8	6:25:04.051
173	1	2:04.702		48.059	41.893	34.750	180.9	6:27:08.753
174	1	2:04.154		48.210	41.247	34.697	177.9	6:29:12.907
175	1	2:03.209		47.404	41.471	34.334	185.8	6:31:16.116
176	1	2:03.756		47.574	41.539	34.643	184.6	6:33:19.872
177	1	2:03.860		47.815	41.439	34.606	170.8	6:35:23.732

21 DHR NISSAN SUNY

2 ULTIMA VUELTA

Vta.	D	Tiempo		Sector 1	Sector 2	Sector 3	V. Max.	Elapsed
178	1	2:05.262		47.464	42.713	35.085	184.3	6:37:28.994
179	1	2:07.261		47.634	42.898	36.729	183.9	6:39:36.255
180	1	2:03.592		48.407	40.727	34.458	177.0	6:41:39.847
181	1	2:08.451		47.914	44.296	36.241	181.5	6:43:48.298
182	1	3:15.480		1:01.717	1:18.585	55.178	135.6	6:47:03.778
183	1	3:01.137		1:09.459	1:02.040	49.638	78.3	6:50:04.915
184	1	2:36.865		1:05.699	50.911	40.255	85.5	6:52:41.780
185	1	2:06.560		49.271	42.151	35.138	168.7	6:54:48.340
186	1	2:04.466		48.369	41.641	34.456	184.6	6:56:52.806
187	1	2:05.151		49.100	41.751	34.300	179.4	6:58:57.957
188	1	2:04.250		47.897	41.791	34.562	183.6	7:01:02.207
189	1	2:03.752		47.797	41.477	34.478	179.4	7:03:05.959
190	1	2:03.960		47.851	41.584	34.525	183.3	7:05:09.919
191	1	2:03.342		47.675	41.274	34.393	182.1	7:07:13.261
192	1	2:03.487		47.656	41.274	34.557	182.1	7:09:16.748
193	1	2:03.537		47.657	41.393	34.487	182.1	7:11:20.285
194	1	2:04.185		47.850	41.524	34.811	177.9	7:13:24.470
195	1	2:03.626		47.467	41.553	34.606	180.6	7:15:28.096
196	1	2:05.119		48.169	41.509	35.441	184.3	7:17:33.215
197	1	2:04.397		48.298	41.537	34.562	173.9	7:19:37.612
198	1	2:11.734	P	47.916	42.153	41.665	182.4	7:21:49.346
199	1	4:20.566		3:04.700	41.368	34.498	91.1	7:26:09.912
200	1	2:05.290		48.066	42.770	34.454	175.3	7:28:15.202
201	1	2:04.636		47.991	42.211	34.434	178.5	7:30:19.838
202	1	2:04.181		47.897	41.681	34.603	184.9	7:32:24.019
203	1	2:05.909		48.221	42.155	35.533	169.5	7:34:29.928
204	1	2:09.309		49.293	44.199	35.817	169.8	7:36:39.237
205	1	2:08.237		49.051	43.726	35.460	169.5	7:38:47.474
206	1	2:09.056		48.722	42.458	37.876	179.1	7:40:56.530
207	1	2:05.814		48.474	42.327	35.013	174.4	7:43:02.344
208	1	2:06.148		48.535	42.693	34.920	171.1	7:45:08.492
209	1	2:08.093		48.842	43.657	35.594	166.6	7:47:16.585
210	1	2:07.643		49.273	43.124	35.246	166.1	7:49:24.228
211	1	2:10.757		50.037	44.398	36.322	153.8	7:51:34.985
212	1	2:09.919		49.815	44.088	36.016	150.4	7:53:44.904
213	1	2:13.147		53.196	43.962	35.989	138.4	7:55:58.051
214	1	2:08.023		48.943	43.392	35.688	176.1	7:58:06.074
215	1	2:06.696		48.315	42.989	35.392	169.2	8:00:12.770
216	1	2:09.944		49.259	44.606	36.079	154.0	8:02:22.714
217	1	2:09.044		49.638	43.766	35.640	148.3	8:04:31.758

22 TECSPORT - OLIMPIA V. GOLF

2 ULTIMA VUELTA

Vta.	D	Tiempo	Sector 1	Sector 2	Sector 3	V. Max.	Elapsed
1	1	2:11.287	55.950	41.252	34.085	158.8	2:11.287
2	1	2:01.911	46.765	41.150	33.996	188.1	4:13.198
3	1	2:01.516	46.520	40.832	34.164	187.8	6:14.714
4	1	2:02.160	47.134	40.779	34.247	185.2	8:16.874
5	1	2:01.816	46.525	40.715	34.576	188.4	10:18.690
6	1	2:01.983	47.138	40.576	34.269	186.5	12:20.673
7	1	2:01.509	46.491	40.764	34.254	188.1	14:22.182

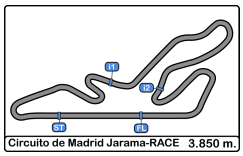

Circuito de Madrid Jarama - RACE
XI UV Endurance RACE Jarama
Carrera 8 horas resistencia
Tiempos Por Vuelta

22 TECSPORT - OLIMPIA V. GOLF
2 ULTIMA VUELTA

Vta.	D	Tiempo	Sector 1	Sector 2	Sector 3	V. Max.	Elapsed
8	1	2:01.452	46.783	40.556	34.113	188.1	16:23.634
9	1	2:01.617	46.585	40.873	34.159	186.8	18:25.251
10	1	2:01.451	46.672	40.372	34.407	186.2	20:26.702
11	1	2:01.834	46.804	40.755	34.275	185.2	22:28.536
12	1	2:02.214	46.836	41.259	34.119	186.2	24:30.750
13	1	2:01.805	46.762	40.908	34.135	185.2	26:32.555
14	1	2:02.284	46.949	41.137	34.198	184.6	28:34.839
15	1	2:01.976	46.849	40.766	34.361	187.5	30:36.815
16	1	2:02.009	46.899	41.011	34.099	186.2	32:38.824
17	1	2:02.925	46.905	41.566	34.454	187.8	34:41.749
18	1	2:02.475	46.974	41.042	34.459	184.3	36:44.224
19	1	2:02.194	46.774	40.883	34.537	187.1	38:46.418
20	1	2:01.170	46.387	40.573	34.210	190.4	40:47.588
21	1	2:02.069	46.897	40.903	34.269	187.5	42:49.657
22	1	2:01.399	46.594	40.703	34.102	188.8	44:51.056
23	1	2:02.602	47.330	41.074	34.198	183.0	46:53.658
24	1	2:01.859	46.949	40.625	34.285	186.8	48:55.517
25	1	2:01.608	46.522	40.688	34.398	185.5	50:57.125
26	1	2:02.448	47.027	40.991	34.430	185.2	52:59.573
27	1	2:02.619	47.135	41.346	34.138	185.8	55:02.192
28	1	2:01.245	46.802	40.391	34.052	186.8	57:03.437
29	1	2:02.137	47.000	40.937	34.200	185.8	59:05.574
30	1	2:05.993	47.123	40.843	38.027	186.2	1:01:11.567
31	1	2:17.703	51.245	47.884	38.574	182.4	1:03:29.270
32	1	2:25.328	56.129	50.339	38.860	136.1	1:05:54.598
33	1	3:04.789	53.958	1:13.669	57.162	141.5	1:08:59.387
34	1	2:26.422	1:07.778	43.797	34.847	79.8	1:11:25.809
35	1	2:09.570	48.979	44.394	36.197	170.6	1:13:35.379
36	1	2:41.730	56.117	1:04.831	40.782	114.2	1:16:17.109
37	1	2:02.001	46.930	41.000	34.071	188.1	1:18:19.110
38	1	2:01.367	46.375	40.697	34.295	189.4	1:20:20.477
39	1	2:01.935	46.901	40.852	34.182	190.4	1:22:22.412
40	1	2:00.236	46.122	40.317	33.797	190.8	1:24:22.648
41	1	2:01.614	46.597	40.572	34.445	184.9	1:26:24.262
42	1	4:53.871 P	48.070	41.045	3:24.756	152.1	1:31:18.133
43	1	6:36.223	5:16.926	42.671	36.626	85.2	1:37:54.356
44	1	2:06.707	49.333	42.100	35.274	163.6	1:40:01.063
45	1	2:06.411	48.927	41.922	35.562	166.9	1:42:07.474
46	1	2:05.666	48.734	41.748	35.184	172.2	1:44:13.140
47	1	2:17.895 P	48.647	44.319	44.929	181.5	1:46:31.035
48	1	2:29.609	1:10.923	41.855	36.831	92.8	1:49:00.644
49	1	2:05.575	48.900	41.626	35.049	174.1	1:51:06.219
50	1	2:04.354	47.803	41.555	34.996	183.6	1:53:10.573
51	1	2:04.783	47.854	41.458	35.471	185.5	1:55:15.356
52	1	2:05.560	48.442	42.458	34.660	183.0	1:57:20.916
53	1	2:04.561	48.075	41.379	35.107	180.9	1:59:25.477
54	1	2:03.418	47.317	40.871	35.230	183.9	2:01:28.895
55	1	2:03.940	48.053	40.806	35.081	167.9	2:03:32.835
56	1	2:04.696	47.860	41.107	35.729	174.4	2:05:37.531
57	1	2:03.703	47.664	41.246	34.793	184.9	2:07:41.234
58	1	2:04.760	47.874	41.495	35.391	185.2	2:09:45.994

22 TECSPORT - OLIMPIA V. GOLF
2 ULTIMA VUELTA

Vta.	D	Tiempo	Sector 1	Sector 2	Sector 3	V. Max.	Elapsed
59	1	2:04.346	47.718	42.003	34.625	172.2	2:11:50.340
60	1	2:04.282	47.747	41.952	34.583	175.6	2:13:54.622
61	1	2:04.240	48.480	41.038	34.722	172.2	2:15:58.862
62	1	2:03.132	47.464	40.667	35.001	185.8	2:18:01.994
63	1	2:03.406	47.826	40.861	34.719	169.8	2:20:05.400
64	1	2:05.612	48.485	41.814	35.313	179.7	2:22:11.012
65	1	2:06.281	49.563	41.798	34.920	181.8	2:24:17.293
66	1	2:04.523	48.044	41.688	34.791	187.1	2:26:21.816
67	1	2:12.480	48.510	42.426	41.544	166.6	2:28:34.296
68	1	3:08.806	59.530	1:06.450	1:02.826	120.6	2:31:43.102
69	1	3:05.337	1:25.834	1:01.299	38.204	69.9	2:34:48.439
70	1	2:04.844	47.852	41.954	35.038	170.0	2:36:53.283
71	1	2:04.297	47.948	41.664	34.685	178.8	2:38:57.580
72	1	2:04.632	48.077	41.381	35.174	174.7	2:41:02.212
73	1	2:04.794	48.204	41.332	35.258	183.6	2:43:07.006
74	1	2:04.622	48.236	41.517	34.869	180.0	2:45:11.628
75	1	2:04.869	47.886	41.726	35.257	169.2	2:47:16.497
76	1	2:04.418	47.815	41.566	35.037	180.0	2:49:20.915
77	1	2:05.038	48.818	41.215	35.005	167.1	2:51:25.953
78	1	2:04.099	47.525	41.785	34.789	185.8	2:53:30.052
79	1	2:05.648	48.467	42.050	35.131	181.2	2:55:35.700
80	1	2:06.066	48.713	41.936	35.417	168.2	2:57:41.766
81	1	2:06.094	48.858	41.802	35.434	160.7	2:59:47.860
82	1	2:05.057	48.513	41.527	35.017	162.4	3:01:52.917
83	1	2:06.602	48.496	42.954	35.152	178.8	3:03:59.519
84	1	2:03.696	47.643	41.380	34.673	178.5	3:06:03.215
85	1	2:03.216	47.338	41.089	34.789	185.8	3:08:06.431
86	1	2:04.225	48.145	41.180	34.900	173.0	3:10:10.656
87	1	5:01.407 P	50.678	46.890	3:23.839	143.6	3:15:12.063
88	1	6:36.990	5:20.445	41.822	34.723	94.8	3:21:49.053
89	1	2:04.754	47.724	41.612	35.418	175.0	3:23:53.807
90	1	2:05.235	48.028	42.449	34.758	175.6	3:25:59.042
91	1	2:03.806	47.686	41.677	34.443	178.8	3:28:02.848
92	1	2:03.616	47.909	41.250	34.457	179.7	3:30:06.464
93	1	2:04.106	48.027	41.486	34.593	170.8	3:32:10.570
94	1	2:02.522	47.387	40.931	34.204	178.5	3:34:13.092
95	1	2:03.264	47.267	41.380	34.617	180.9	3:36:16.356
96	1	2:02.767	47.335	41.028	34.404	181.2	3:38:19.123
97	1	2:02.411	47.261	40.868	34.282	178.5	3:40:21.534
98	1	2:02.056	47.032	40.823	34.201	183.3	3:42:23.590
99	1	2:02.386	47.010	41.084	34.292	181.5	3:44:25.976
100	1	2:02.155	47.142	40.879	34.134	182.7	3:46:28.131
101	1	2:02.897	47.530	41.000	34.367	178.8	3:48:31.028
102	1	2:02.979	47.510	41.095	34.374	179.1	3:50:34.007
103	1	2:02.877	47.576	40.998	34.303	179.1	3:52:36.884
104	1	2:04.048	47.792	41.392	34.864	178.8	3:54:40.932
105	1	2:03.972	47.574	41.581	34.817	175.0	3:56:44.904
106	1	2:03.786	47.842	41.276	34.668	170.6	3:58:48.690
107	1	2:02.493	47.339	41.016	34.138	176.4	4:00:51.183
108	1	2:04.668	47.363	42.642	34.663	183.6	4:02:55.851
109	1	2:02.583	47.287	41.076	34.220	178.2	4:04:58.434

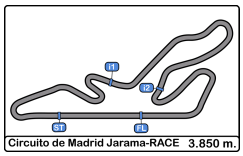

Circuito de Madrid Jarama - RACE
XI UV Endurance RACE Jarama
Carrera 8 horas resistencia
Tiempos Por Vuelta

22 TECSPORT - OLIMPIA V. GOLF
2 ULTIMA VUELTA

Vta.	D	Tiempo	Sector 1	Sector 2	Sector 3	V. Max.	Elapsed
110	1	2:03.222	47.668	41.255	34.299	180.3	4:07:01.656
111	1	2:03.330	47.363	41.663	34.304	178.5	4:09:04.986
112	1	2:02.818	47.330	40.841	34.647	176.4	4:11:07.804
113	1	2:02.562	47.369	40.913	34.280	177.9	4:13:10.366
114	1	2:02.428	47.107	41.102	34.219	180.3	4:15:12.794
115	1	2:02.735	47.222	41.202	34.311	180.6	4:17:15.529
116	1	2:02.980	47.454	41.225	34.301	175.6	4:19:18.509
117	1	2:02.761	47.567	40.891	34.303	176.1	4:21:21.270
118	1	2:04.266	47.894	41.983	34.389	174.7	4:23:25.536
119	1	2:03.443	48.133	41.146	34.164	172.5	4:25:28.979
120	1	2:02.437	47.288	41.006	34.143	179.4	4:27:31.416
121	1	2:02.033	47.049	40.852	34.132	183.0	4:29:33.449
122	1	2:02.537	47.118	41.199	34.220	176.7	4:31:35.986
123	1	2:02.800	47.419	41.239	34.142	179.1	4:33:38.786
124	1	2:02.789	47.462	41.126	34.201	175.8	4:35:41.575
125	1	2:02.962	47.325	41.324	34.313	177.3	4:37:44.537
126	1	2:03.256	47.401	41.067	34.788	175.8	4:39:47.793
127	1	2:02.650	47.421	40.962	34.267	176.1	4:41:50.443
128	1	4:48.851 P	48.579	41.322	3:18.950	166.9	4:46:39.294
129	1	6:28.259	5:12.509	41.319	34.431	96.6	4:53:07.553
130	1	2:02.951	46.911	41.734	34.306	182.7	4:55:10.504
131	1	2:02.078	46.767	41.038	34.273	183.6	4:57:12.582
132	1	2:01.665	46.796	40.678	34.191	183.0	4:59:14.247
133	1	2:01.755	46.522	40.836	34.397	183.6	5:01:16.002
134	1	2:01.717	46.711	40.847	34.159	182.1	5:03:17.719
135	1	2:02.019	47.364	40.693	33.962	179.4	5:05:19.738
136	1	2:01.058	46.507	40.551	34.000	183.0	5:07:20.796
137	1	2:01.340	46.498	40.745	34.097	182.1	5:09:22.136
138	1	2:01.651	46.900	40.646	34.105	185.2	5:11:23.787
139	1	2:01.558	46.849	40.497	34.212	186.5	5:13:25.345
140	1	2:01.617	46.604	40.814	34.199	185.2	5:15:26.962
141	1	2:01.866	46.946	40.658	34.262	184.9	5:17:28.828
142	1	2:01.400	46.478	40.580	34.342	184.9	5:19:30.228
143	1	2:01.535	46.856	40.657	34.022	185.5	5:21:31.763
144	1	2:01.272	46.457	40.568	34.247	182.4	5:23:33.035
145	1	2:01.481	46.999	40.461	34.021	180.9	5:25:34.516
146	1	2:01.014	46.445	40.560	34.009	184.3	5:27:35.530
147	1	2:01.505	46.551	40.975	33.979	178.2	5:29:37.035
148	1	2:00.688	46.286	40.126	34.276	187.1	5:31:37.723
149	1	2:02.101	47.423	40.595	34.083	186.8	5:33:39.824
150	1	2:01.473	47.238	40.362	33.873	185.2	5:35:41.297
151	1	2:03.459	48.508	40.769	34.182	187.1	5:37:44.756
152	1	2:00.348	45.999	40.535	33.814	188.8	5:39:45.104
153	1	2:02.288	48.039	40.287	33.962	186.2	5:41:47.392
154	1	2:00.892	46.515	40.471	33.906	187.5	5:43:48.284
155	1	2:00.362	46.288	40.208	33.866	185.8	5:45:48.646
156	1	2:00.542	46.191	40.530	33.821	188.1	5:47:49.188
157	1	2:00.648	46.145	40.642	33.861	188.1	5:49:49.836
158	1	2:06.726	46.057	46.467	34.202	185.2	5:51:56.562
159	1	2:01.607	46.360	40.851	34.396	185.2	5:53:58.169
160	1	2:00.947	46.324	40.599	34.024	186.5	5:55:59.116

22 TECSPORT - OLIMPIA V. GOLF
2 ULTIMA VUELTA

Vta.	D	Tiempo	Sector 1	Sector 2	Sector 3	V. Max.	Elapsed
161	1	2:01.475	46.309	40.768	34.398	186.5	5:58:00.591
162	1	2:01.383	46.497	40.592	34.294	184.3	6:00:01.974
163	1	2:02.322	46.440	40.798	35.084	190.4	6:02:04.296
164	1	2:02.084	46.772	41.004	34.308	182.1	6:04:06.380
165	1	2:01.355	46.626	40.579	34.150	183.6	6:06:07.735
166	1	2:01.604	46.287	41.126	34.191	186.5	6:08:09.339
167	1	2:02.429	47.178	40.461	34.790	175.6	6:10:11.768
168	1	6:42.919 P	49.139	43.668	5:10.112	154.2	6:16:54.687
169	1	4:41.549	3:25.594	41.366	34.589	98.6	6:21:36.236
170	1	2:02.937	46.764	41.533	34.640	177.3	6:23:39.173
171	1	2:03.598	47.315	41.282	35.001	179.1	6:25:42.771
172	1	2:04.747	47.800	42.189	34.758	171.9	6:27:47.518
173	1	2:04.347	47.277	41.740	35.330	182.1	6:29:51.865
174	1	2:05.201	47.970	42.240	34.991	180.0	6:31:57.066
175	1	2:04.472	47.761	41.686	35.025	179.1	6:34:01.538
176	1	2:05.594	48.367	41.695	35.532	173.3	6:36:07.132
177	1	2:04.366	47.196	42.148	35.022	177.3	6:38:11.498
178	1	2:05.561	47.455	42.487	35.619	182.4	6:40:17.059
179	1	2:06.099	48.668	42.242	35.189	163.8	6:42:23.158
180	1	2:05.545	47.799	42.357	35.389	174.1	6:44:28.703
181	1	4:16.669	48.715	1:55.293	1:32.661	165.8	6:48:45.372
182	1	3:45.883	1:39.619	1:22.368	43.896	65.0	6:52:31.255
183	1	2:06.889	49.264	42.167	35.458	169.5	6:54:38.144
184	1	2:05.293	47.878	42.207	35.208	169.0	6:56:43.437
185	1	2:04.799	48.081	41.959	34.759	171.1	6:58:48.236
186	1	2:04.290	47.376	42.074	34.840	178.2	7:00:52.526
187	1	2:04.561	48.010	41.874	34.677	170.6	7:02:57.087
188	1	2:05.647	47.665	42.720	35.262	178.2	7:05:02.734
189	1	2:06.918	48.703	42.813	35.402	167.4	7:07:09.652
190	1	2:05.762	48.109	42.635	35.018	170.6	7:09:15.414
191	1	2:06.332	48.118	41.844	36.370	175.3	7:11:21.746
192	1	2:06.286	48.463	42.468	35.355	161.9	7:13:28.032
193	1	2:05.782	48.278	42.202	35.302	174.4	7:15:33.814
194	1	2:05.054	48.309	42.011	34.734	173.0	7:17:38.868
195	1	2:06.084	47.948	42.694	35.442	178.5	7:19:44.952
196	1	2:06.741	48.796	42.679	35.266	171.9	7:21:51.693
197	1	2:08.151	49.232	43.230	35.689	156.9	7:23:59.844
198	1	2:06.714	49.021	42.304	35.389	150.8	7:26:06.558
199	1	2:05.747	48.264	42.780	34.703	157.8	7:28:12.305
200	1	2:06.061	48.585	42.428	35.048	177.0	7:30:18.366
201	1	2:07.107	48.189	43.284	35.634	174.7	7:32:25.473
202	1	2:10.917	49.478	44.312	37.127	171.9	7:34:36.390
203	1	2:12.247	51.567	44.156	36.524	138.2	7:36:48.637
204	1	2:08.481	49.262	43.529	35.690	169.2	7:38:57.118
205	1	2:08.463	48.842	43.007	36.614	166.6	7:41:05.581
206	1	2:07.977	49.179	42.769	36.029	161.4	7:43:13.558
207	1	2:10.283	50.178	44.033	36.072	147.7	7:45:23.841
208	1	2:09.483	50.236	43.472	35.775	145.1	7:47:33.324
209	1	2:05.849	48.109	42.278	35.462	163.6	7:49:39.173
210	1	2:07.009	49.225	42.560	35.224	156.9	7:51:46.182
211	1	2:05.823	47.949	42.457	35.417	169.2	7:53:52.005

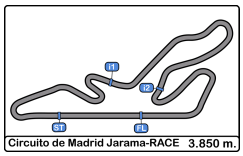

Circuito de Madrid Jarama - RACE
XI UV Endurance RACE Jarama
Carrera 8 horas resistencia
Tiempos Por Vuelta

22

TECSPORT - OLIMPIA — V. GOLF

2 — ULTIMA VUELTA

Vta.	D	Tiempo	Sector 1	Sector 2	Sector 3	V. Max.	Elapsed
212	1	2:05.119	48.190	42.133	34.796	165.1	7:55:57.124
213	1	2:06.063	48.174	43.151	34.738	169.8	7:58:03.187
214	1	2:04.094	48.007	41.381	34.706	172.5	8:00:07.281
215	1	2:02.923	47.086	41.202	34.635	177.9	8:02:10.204
216	1	2:02.071	47.206	40.573	34.292	180.0	8:04:12.275

23

RIGA SAXO — SAXO

SAXO — RASANTE SPORT

Vta.	D	Tiempo	Sector 1	Sector 2	Sector 3	V. Max.	Elapsed
1	1	2:22.423	1:02.339	44.158	35.926	152.9	2:22.423
2	1	2:07.979	48.838	43.373	35.768	175.0	4:30.402
3	1	2:08.168	48.875	43.325	35.968	173.0	6:38.570
4	1	2:08.252	48.948	43.399	35.905	170.8	8:46.822
5	1	2:08.300	48.938	43.513	35.849	170.6	10:55.122
6	1	2:07.723	48.629	43.346	35.748	170.6	13:02.845
7	1	2:08.021	49.014	43.226	35.781	170.6	15:10.866
8	1	2:07.807	48.595	43.404	35.808	170.8	17:18.673
9	1	2:08.722	48.851	43.534	36.337	170.6	19:27.395
10	1	2:08.354	48.980	43.264	36.110	170.8	21:35.749
11	1	2:09.170	49.449	43.467	36.254	171.4	23:44.919
12	1	2:09.377	49.384	44.004	35.989	171.1	25:54.296
13	1	2:07.519	48.577	43.116	35.826	174.4	28:01.815
14	1	2:08.536	49.151	43.745	35.640	173.9	30:10.351
15	1	2:07.905	48.868	43.290	35.747	174.4	32:18.256
16	1	2:07.682	48.693	43.258	35.731	173.6	34:25.938
17	1	2:09.439	50.307	43.231	35.901	173.0	36:35.377
18	1	2:08.447	48.850	43.799	35.798	170.0	38:43.824
19	1	2:08.617	49.894	43.032	35.691	171.7	40:52.441
20	1	2:09.260	49.722	43.488	36.050	171.4	43:01.701
21	1	2:07.924	48.977	43.068	35.879	171.4	45:09.625
22	1	2:09.673	50.467	43.272	35.934	171.1	47:19.298
23	1	2:09.423	49.402	43.400	36.621	171.7	49:28.721
24	1	2:08.328	49.189	42.932	36.207	169.8	51:37.049
25	1	2:09.259	49.495	43.749	36.015	171.1	53:46.308
26	1	2:08.518	48.755	43.395	36.368	172.2	55:54.826
27	1	2:08.878	49.760	43.057	36.061	163.6	58:03.704
28	1	2:07.929	49.004	43.241	35.684	170.8	1:00:11.633
29	1	2:09.019	48.994	43.356	36.669	169.8	1:02:20.652
30	1	2:57.665	56.291	1:07.843	53.531	132.0	1:05:18.317
31	1	3:34.936	1:16.298	1:18.813	59.825	90.7	1:08:53.253
32	1	2:20.589	59.100	44.705	36.784	113.8	1:11:13.842
33	1	2:13.432	51.938	45.026	36.468	148.9	1:13:27.274
34	1	2:44.093	57.002	1:04.796	42.295	119.7	1:16:11.367
35	1	2:10.246	50.730	43.853	35.663	172.8	1:18:21.613
36	1	2:09.055	48.794	44.379	35.882	172.8	1:20:30.668
37	1	2:09.088	49.239	44.096	35.753	176.1	1:22:39.756
38	1	2:09.835	50.799	43.312	35.724	170.8	1:24:49.591
39	1	2:08.108	49.113	42.887	36.108	170.0	1:26:57.699
40	1	2:08.867	49.939	43.069	35.859	168.4	1:29:06.566
41	1	2:08.541	49.352	43.210	35.979	170.3	1:31:15.107
42	1	2:08.851	49.452	43.385	36.014	166.9	1:33:23.958

23

RIGA SAXO — SAXO

SAXO — RASANTE SPORT

Vta.	D	Tiempo	Sector 1	Sector 2	Sector 3	V. Max.	Elapsed
43	1	2:08.322	49.341	43.212	35.769	169.8	1:35:32.280
44	1	2:08.342	49.359	43.173	35.810	167.7	1:37:40.622
45	1	2:09.095	50.035	43.144	35.916	166.1	1:39:49.717
46	1	2:09.327	49.329	43.974	36.024	167.9	1:41:59.044
47	1	2:07.785	49.523	42.708	35.554	172.2	1:44:06.829
48	1	2:08.869	49.374	43.599	35.896	168.2	1:46:15.698
49	1	4:31.036 P	49.360	43.427	2:58.249	171.4	1:50:46.734
50	1	7:06.376	5:45.826	44.054	36.496	88.3	1:57:53.110
51	1	2:09.713	49.118	44.235	36.360	171.1	2:00:02.823
52	1	2:09.645	49.698	43.844	36.103	169.5	2:02:12.468
53	1	2:09.589	49.401	44.149	36.039	170.3	2:04:22.057
54	1	2:09.419	49.377	43.974	36.068	174.7	2:06:31.476
55	1	2:08.948	49.281	43.811	35.856	171.4	2:08:40.424
56	1	2:08.716	48.904	43.931	35.881	171.1	2:10:49.140
57	1	2:10.351	49.843	43.714	36.794	169.8	2:12:59.491
58	1	2:12.096	50.228	44.301	37.567	170.3	2:15:11.587
59	1	2:11.812	49.950	44.486	37.376	169.8	2:17:23.399
60	1	2:09.161	49.287	43.832	36.042	171.9	2:19:32.560
61	1	2:09.225	49.469	43.707	36.049	171.1	2:21:41.785
62	1	2:09.853	49.279	44.562	36.012	171.1	2:23:51.638
63	1	2:09.309	49.005	43.775	36.529	173.3	2:26:00.947
64	1	2:10.154	49.242	43.743	37.169	171.4	2:28:11.101
65	1	3:25.907	58.524	1:23.550	1:03.833	150.8	2:31:37.008
66	1	3:03.740	1:26.501	57.373	39.866	63.4	2:34:40.748
67	1	2:09.679	50.094	43.366	36.219	166.1	2:36:50.427
68	1	2:09.499	49.062	44.202	36.235	171.1	2:38:59.926
69	1	2:08.534	48.890	43.493	36.151	171.7	2:41:08.460
70	1	2:13.448	49.783	46.909	36.756	169.0	2:43:21.908
71	1	2:09.383	49.344	43.539	36.500	169.0	2:45:31.291
72	1	2:10.097	49.566	43.670	36.861	169.2	2:47:41.388
73	1	2:10.804	50.663	43.823	36.318	167.7	2:49:52.192
74	1	2:12.051	50.843	43.940	37.268	172.8	2:52:04.243
75	1	2:09.727	49.185	43.841	36.701	173.6	2:54:13.970
76	1	2:09.524	49.345	43.768	36.411	168.4	2:56:23.494
77	1	2:10.274	50.082	44.037	36.155	171.9	2:58:33.768
78	1	2:09.589	49.346	43.781	36.462	171.1	3:00:43.357
79	1	2:08.614	49.297	43.259	36.058	172.2	3:02:51.971
80	1	2:08.774	49.175	43.586	36.013	172.5	3:05:00.745
81	1	2:09.055	49.345	43.590	36.120	172.2	3:07:09.800
82	1	2:09.527	49.464	43.805	36.258	171.7	3:09:19.327
83	1	2:09.812	50.323	43.430	36.059	170.8	3:11:29.139
84	1	2:10.269	50.339	43.754	36.176	173.0	3:13:39.408
85	1	2:10.751	48.800	44.260	37.691	173.9	3:15:50.159
86	1	2:10.508	49.898	44.657	35.953	170.6	3:18:00.667
87	1	2:08.803	49.049	43.477	36.277	173.3	3:20:09.470
88	1	2:09.963	49.573	43.475	36.915	171.1	3:22:19.433
89	1	2:08.600	49.117	43.384	36.099	172.5	3:24:28.033
90	1	2:09.944	49.807	44.016	36.121	171.4	3:26:37.977
91	1	2:09.051	49.673	43.570	35.808	171.4	3:28:47.028
92	1	2:09.870	49.363	44.249	36.258	173.0	3:30:56.898
93	1	2:08.896	49.342	43.456	36.098	173.0	3:33:05.794

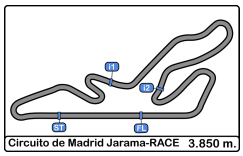

Circuito de Madrid Jarama - RACE
XI UV Endurance RACE Jarama
Carrera 8 horas resistencia
Tiempos Por Vuelta

23 RIGA SAXO SAXO RASANTE SPORT

Vta.	D	Tiempo		Sector 1	Sector 2	Sector 3	V. Max.	Elapsed
94	1	2:09.016		49.525	43.633	35.858	171.4	3:35:14.810
95	1	2:08.939		49.098	43.695	36.146	173.3	3:37:23.749
96	1	2:08.472		49.074	43.468	35.930	173.3	3:39:32.221
97	1	2:08.581		48.897	43.609	36.075	173.3	3:41:40.802
98	1	2:08.166		49.095	43.382	35.689	173.3	3:43:48.968
99	1	2:09.303		48.651	44.690	35.962	173.3	3:45:58.271
100	1	2:08.708		49.300	43.573	35.835	174.1	3:48:06.979
101	1	4:08.823	P	49.112	43.987	2:35.724	173.9	3:52:15.802
102	1	7:32.398		6:10.773	44.998	36.627	71.2	3:59:48.200
103	1	2:11.515		49.736	45.210	36.569	165.1	4:01:59.715
104	1	2:09.395		48.873	44.436	36.086	169.5	4:04:09.110
105	1	2:08.375		48.676	43.825	35.874	169.0	4:06:17.485
106	1	2:08.803		49.229	43.781	35.793	166.1	4:08:26.288
107	1	2:10.233		49.366	44.251	36.616	167.1	4:10:36.521
108	1	2:11.661		49.602	44.023	38.036	164.3	4:12:48.182
109	1	2:09.769		49.593	44.130	36.046	163.8	4:14:57.951
110	1	2:09.290		49.562	43.829	35.899	165.6	4:17:07.241
111	1	2:08.796		48.961	43.995	35.840	167.9	4:19:16.037
112	1	2:09.039		48.893	44.415	35.731	167.9	4:21:25.076
113	1	2:10.149		49.741	43.760	36.648	168.7	4:23:35.225
114	1	2:09.861		48.975	44.567	36.319	169.0	4:25:45.086
115	1	2:08.042		48.787	43.610	35.645	170.0	4:27:53.128
116	1	2:08.448		48.898	43.769	35.781	170.0	4:30:01.576
117	1	2:07.639		48.449	43.493	35.697	168.2	4:32:09.215
118	1	2:08.042		48.740	43.441	35.861	168.4	4:34:17.257
119	1	2:08.729		48.547	44.152	36.030	170.0	4:36:25.986
120	1	2:09.992		50.007	43.908	36.077	170.0	4:38:35.978
121	1	2:09.820		49.691	44.090	36.039	168.7	4:40:45.798
122	1	2:08.751		48.533	44.179	36.039	169.0	4:42:54.549
123	1	2:08.238		48.609	43.641	35.988	167.7	4:45:02.787
124	1	2:07.925		48.746	43.578	35.601	167.9	4:47:10.712
125	1	2:08.399		48.959	43.635	35.805	169.5	4:49:19.111
126	1	2:09.395		48.818	44.615	35.962	167.1	4:51:28.506
127	1	2:10.896		48.710	45.929	36.257	169.0	4:53:39.402
128	1	2:09.913		48.911	44.904	36.098	167.1	4:55:49.315
129	1	2:09.128		49.126	44.067	35.935	167.7	4:57:58.443
130	1	2:09.951		48.887	44.564	36.500	169.0	5:00:08.394
131	1	2:09.074		49.058	43.872	36.144	170.6	5:02:17.468
132	1	2:08.178		48.938	43.462	35.778	167.9	5:04:25.646
133	1	2:07.955		48.921	43.377	35.657	165.3	5:06:33.601
134	1	2:11.139		49.573	45.401	36.165	168.7	5:08:44.740
135	1	2:07.372		48.401	43.181	35.790	173.6	5:10:52.112
136	1	2:09.079		48.853	43.802	36.424	173.3	5:13:01.191
137	1	2:10.825		49.894	44.476	36.455	164.8	5:15:12.016
138	1	2:12.339		50.223	45.574	36.542	162.6	5:17:24.355
139	1	2:09.984		49.602	44.430	35.952	164.6	5:19:34.339
140	1	2:08.779		49.061	43.873	35.845	167.7	5:21:43.118
141	1	2:10.194		49.878	44.262	36.054	157.6	5:23:53.312
142	1	2:08.899		48.932	43.947	36.020	168.7	5:26:02.211
143	1	2:09.986		49.300	44.229	36.457	164.3	5:28:12.197
144	1	2:10.265		49.642	43.963	36.660	157.8	5:30:22.462

23 RIGA SAXO SAXO RASANTE SPORT

Vta.	D	Tiempo		Sector 1	Sector 2	Sector 3	V. Max.	Elapsed
145	1	2:10.929		49.612	44.877	36.440	162.4	5:32:33.391
146	1	2:10.462		49.739	44.119	36.604	161.1	5:34:43.853
147	1	2:12.398		50.083	45.333	36.982	159.5	5:36:56.251
148	1	2:11.533		50.159	44.585	36.789	162.6	5:39:07.784
149	1	2:12.036		49.814	45.263	36.959	156.2	5:41:19.820
150	1	2:11.140		50.195	44.662	36.283	154.2	5:43:30.960
151	1	2:23.731		56.848	49.725	37.158	150.0	5:45:54.691
152	1	2:15.951		51.626	46.693	37.632	145.3	5:48:10.642
153	1	6:44.944	P	50.986	46.282	5:07.676	148.3	5:54:55.586
154	1	5:54.305		4:35.138	43.762	35.405	87.8	6:00:49.891
155	1	2:07.540		48.562	43.315	35.663	171.1	6:02:57.431
156	1	2:06.625		48.259	43.022	35.344	171.9	6:05:04.056
157	1	2:07.001		48.348	43.312	35.341	173.6	6:07:11.057
158	1	2:06.557		48.362	43.001	35.194	169.2	6:09:17.614
159	1	2:11.455		51.780	44.075	35.600	167.4	6:11:29.069
160	1	2:08.157		48.844	43.592	35.721	168.7	6:13:37.226
161	1	2:07.730		48.519	43.613	35.598	169.5	6:15:44.956
162	1	2:07.497		48.514	43.019	35.964	168.7	6:17:52.453
163	1	2:10.030		49.550	44.438	36.042	162.6	6:20:02.483
164	1	2:09.580		48.913	44.449	36.218	167.9	6:22:12.063
165	1	2:09.863		49.421	44.326	36.116	169.5	6:24:21.926
166	1	2:10.052		49.182	44.335	36.535	169.5	6:26:31.978
167	1	2:11.595		49.913	45.193	36.489	167.1	6:28:43.573
168	1	2:10.623		49.709	44.646	36.268	167.9	6:30:54.196
169	1	2:11.742		50.092	45.156	36.494	167.9	6:33:05.938
170	1	2:10.771		49.618	44.637	36.516	168.7	6:35:16.709
171	1	2:13.948		50.071	46.018	37.859	166.1	6:37:30.657
172	1	2:10.511		49.470	45.025	36.016	167.9	6:39:41.168
173	1	2:10.168		49.439	44.230	36.499	170.8	6:41:51.336
174	1	2:18.697		49.814	46.591	42.292	172.5	6:44:10.033
175	1	4:30.333		58.044	1:59.864	1:32.425	127.8	6:48:40.366
176	1	3:48.539		1:40.302	1:22.836	45.401	63.7	6:52:28.905
177	1	2:14.443		52.237	45.472	36.734	163.1	6:54:43.348
178	1	2:12.700		51.331	44.753	36.616	166.1	6:56:56.048
179	1	2:11.988		49.154	46.347	36.487	172.8	6:59:08.036
180	1	2:10.058		48.702	44.704	36.652	175.3	7:01:18.094
181	1	2:09.200		48.660	44.125	36.415	172.5	7:03:27.294
182	1	2:11.917		49.501	45.206	37.210	168.4	7:05:39.211
183	1	2:15.630		52.029	46.411	37.190	156.9	7:07:54.841
184	1	2:13.908		51.023	45.740	37.145	152.1	7:10:08.749
185	1	2:13.841		51.484	44.978	37.379	160.2	7:12:22.590
186	1	2:14.211		51.500	45.661	37.050	155.3	7:14:36.801
187	1	2:14.252		50.730	46.209	37.313	165.8	7:16:51.053
188	1	2:14.735		51.378	46.135	37.222	163.8	7:19:05.788
189	1	2:16.200		51.452	46.588	38.160	164.3	7:21:21.988
190	1	2:13.322		50.919	45.065	37.338	161.9	7:23:35.310
191	1	2:15.767		52.642	44.975	38.150	164.3	7:25:51.077
192	1	2:16.097		51.325	47.320	37.452	156.7	7:28:07.174
193	1	2:14.814		51.151	46.557	37.106	165.1	7:30:21.988
194	1	2:14.797		51.134	46.342	37.321	157.8	7:32:36.785
195	1	2:15.377		50.942	47.466	36.969	163.3	7:34:52.162

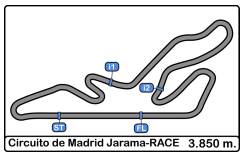

Circuito de Madrid Jarama - RACE

XI UV Endurance RACE Jarama

Carrera 8 horas resistencia

Tiempos Por Vuelta

23

RIGA SAXO — SAXO

SAXO — RASANTE SPORT

Vta.	D	Tiempo	Sector 1	Sector 2	Sector 3	V. Max.	Elapsed
196	1	2:14.862	50.528	46.583	37.751	167.1	7:37:07.024
197	1	2:13.269	50.847	45.347	37.075	166.1	7:39:20.293
198	1	2:14.922	50.863	46.675	37.384	164.6	7:41:35.215
199	1	2:13.327	50.786	45.087	37.454	165.1	7:43:48.542
200	1	2:13.178	50.673	45.781	36.724	164.6	7:46:01.720
201	1	2:13.016	50.447	45.467	37.102	165.8	7:48:14.736
202	1	2:11.755	50.529	44.483	36.743	165.6	7:50:26.491
203	1	2:10.682	49.908	44.282	36.492	168.2	7:52:37.173
204	1	2:13.259	50.241	46.704	36.314	170.3	7:54:50.432
205	1	2:10.577	50.152	44.328	36.097	158.1	7:57:01.009
206	1	2:09.849	50.258	43.868	35.723	138.2	7:59:10.858
207	1	2:08.563	48.264	43.656	36.643	173.6	8:01:19.421
208	1	2:08.312	49.069	43.308	35.935	170.6	8:03:27.733

24

M BOSS RACING — V. GOLF

2 — ESCUDERIA 1000 LAGOS

Vta.	D	Tiempo	Sector 1	Sector 2	Sector 3	V. Max.	Elapsed
1	1	2:11.552	56.207	41.282	34.063	163.1	2:11.552
2	1	2:02.257	46.973	41.247	34.037	187.1	4:13.809
3	1	2:02.453	46.256	41.964	34.233	185.8	6:16.262
4	1	2:01.784	46.361	41.099	34.324	185.8	8:18.046
5	1	2:02.521	46.704	41.498	34.319	188.8	10:20.567
6	1	2:02.116	46.607	41.180	34.329	191.1	12:22.683
7	1	2:02.569	46.779	40.893	34.897	185.2	14:25.252
8	1	2:02.090	46.494	41.245	34.351	187.5	16:27.342
9	1	2:02.306	46.440	41.127	34.739	188.1	18:29.648
10	1	2:03.123	46.947	41.524	34.652	186.5	20:32.771
11	1	2:02.710	46.830	41.484	34.396	181.8	22:35.481
12	1	2:02.488	46.740	41.278	34.470	183.0	24:37.969
13	1	2:02.170	46.725	41.167	34.278	187.8	26:40.139
14	1	2:02.026	46.477	41.187	34.362	185.8	28:42.165
15	1	2:02.742	46.870	41.382	34.490	187.8	30:44.907
16	1	2:02.606	47.068	41.213	34.325	184.6	32:47.513
17	1	2:02.549	46.676	41.530	34.343	187.5	34:50.062
18	1	2:02.521	46.865	41.334	34.322	185.8	36:52.583
19	1	2:03.026	46.835	41.549	34.642	188.8	38:55.609
20	1	2:03.088	46.828	41.550	34.710	189.1	40:58.697
21	1	2:03.102	46.694	41.264	35.144	189.1	43:01.799
22	1	2:03.360	47.116	41.562	34.682	190.8	45:05.159
23	1	2:02.653	46.480	41.671	34.502	190.4	47:07.812
24	1	2:03.493	46.975	41.747	34.771	184.6	49:11.305
25	1	2:03.861	47.040	41.413	35.408	186.2	51:15.166
26	1	2:03.828	47.513	41.557	34.758	181.2	53:18.994
27	1	2:03.468	47.426	41.438	34.604	183.3	55:22.462
28	1	2:03.794	47.408	41.437	34.949	185.8	57:26.256
29	1	2:03.413	46.962	41.745	34.706	186.2	59:29.669
30	1	2:05.545	47.331	42.112	36.102	184.3	1:01:35.214
31	1	3:35.671	1:17.313	1:21.826	56.532	119.8	1:05:10.885
32	1	3:35.865	1:18.044	1:17.756	1:00.065	80.8	1:08:46.750
33	1	2:09.349	51.277	42.824	35.248	148.7	1:10:56.099
34	1	2:15.077	48.671	42.799	43.607	174.7	1:13:11.176
35	1	2:54.973	1:07.956	1:03.076	43.941	85.1	1:16:06.149
36	1	2:05.867	48.484	42.002	35.381	179.7	1:18:12.016
37	1	2:05.205	47.342	41.806	36.057	186.5	1:20:17.221
38	1	2:04.848	47.504	42.384	34.960	184.3	1:22:22.069
39	1	2:05.319	47.683	42.148	35.488	184.3	1:24:27.388
40	1	2:06.344	47.959	42.730	35.655	181.2	1:26:33.732
41	1	2:06.452	48.376	42.596	35.480	177.0	1:28:40.184
42	1	2:06.129	47.436	43.202	35.491	180.3	1:30:46.313
43	1	2:07.251	48.856	42.621	35.774	177.6	1:32:53.564
44	1	2:06.734	47.947	43.128	35.659	178.8	1:35:00.298
45	1	2:26.933 P	48.190	43.128	55.615	175.8	1:37:27.231

25

AMAZON SPORT — V. GOLF

2 — AECD

Vta.	D	Tiempo	Sector 1	Sector 2	Sector 3	V. Max.	Elapsed
1	1	2:34.585	1:07.247	47.765	39.573	117.1	2:34.585
2	1	2:22.246	53.580	48.859	39.807	162.6	4:56.831

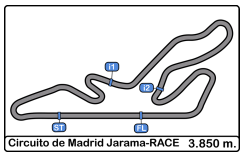

Circuito de Madrid Jarama - RACE
XI UV Endurance RACE Jarama
Carrera 8 horas resistencia
Tiempos Por Vuelta

25 AMAZON SPORT V. GOLF
2 AECD

Vta.	D	Tiempo		Sector 1	Sector 2	Sector 3	V. Max.	Elapsed
3	1	2:23.236		53.802	48.743	40.691	147.5	7:20.067
4	1	2:21.068		53.909	48.002	39.157	157.2	9:41.135
5	1	2:20.713		52.214	48.479	40.020	167.1	12:01.848
6	1	2:24.926		54.143	50.265	40.518	158.8	14:26.774
7	1	2:22.239		53.497	49.723	39.019	162.6	16:49.013
8	1	2:24.109		55.175	49.430	39.504	142.1	19:13.122
9	1	2:21.796		52.716	48.545	40.535	163.8	21:34.918
10	1	2:27.564		56.819	50.925	39.820	127.8	24:02.482
11	1	2:28.115		57.168	50.574	40.373	139.5	26:30.597
12	1	2:28.744		54.631	49.299	44.814	131.5	28:59.341
13	1	2:42.467	P	57.366	53.084	52.017	138.4	31:41.808
14	1	7:54.876	P	6:05.495	52.287	57.094	86.3	39:36.684
15	1	7:02.742	P	5:12.861	49.829	1:00.052	85.0	46:39.426
16	1	10:47.655		9:17.547	48.547	41.561	81.2	57:27.081
17	1	2:59.522	P	1:05.576	59.434	54.512	147.5	1:00:26.603
18	1	14:00.478		12:23.880	54.405	42.193	66.6	1:14:27.081
19	1	2:45.981	P	57.767	51.093	57.121	121.6	1:17:13.062
20	1	50:23.262		48:55.729	48.253	39.280	75.5	2:07:36.324
21	1	2:18.695		53.800	46.509	38.386	161.1	2:09:55.019
22	1	2:16.576		51.377	46.087	39.112	167.4	2:12:11.595
23	1	2:15.451		51.138	46.531	37.782	166.6	2:14:27.046
24	1	2:15.379		51.576	45.893	37.910	163.8	2:16:42.425
25	1	2:16.519		51.033	47.207	38.279	166.4	2:18:58.944
26	1	2:14.801		51.619	45.817	37.365	170.3	2:21:13.745
27	1	2:15.282		51.255	46.058	37.969	165.1	2:23:29.027
28	1	2:15.348		51.379	45.750	38.219	171.1	2:25:44.375
29	1	2:14.845		51.089	46.462	37.294	164.8	2:27:59.220
30	1	3:37.290		1:09.615	1:23.800	1:03.875	124.8	2:31:36.510
31	1	3:03.907		1:26.561	57.410	39.936	63.9	2:34:40.417
32	1	2:15.845		52.049	46.810	36.986	160.7	2:36:56.262
33	1	2:15.006		51.022	45.799	38.185	165.3	2:39:11.268
34	1	2:15.548		51.601	45.481	38.466	162.6	2:41:26.816
35	1	2:16.420		52.453	46.393	37.574	154.9	2:43:43.236
36	1	2:17.004		50.314	47.408	39.282	170.3	2:46:00.240
37	1	2:17.812		52.879	47.607	37.326	163.3	2:48:18.052
38	1	2:16.318		51.270	47.579	37.469	166.4	2:50:34.370
39	1	2:16.047		50.990	47.384	37.673	171.4	2:52:50.417
40	1	2:17.767		51.501	46.762	39.504	172.5	2:55:08.184
41	1	2:20.227		55.228	47.209	37.790	120.5	2:57:28.411
42	1	2:16.716		50.884	46.337	39.495	166.1	2:59:45.127
43	1	2:21.478		55.561	46.926	38.991	125.5	3:02:06.605
44	1	2:16.362		50.531	46.316	39.515	169.2	3:04:22.967
45	1	2:18.465		54.720	45.901	37.844	123.0	3:06:41.432
46	1	2:15.283		50.647	47.045	37.591	167.7	3:08:56.715
47	1	2:17.040		50.420	46.230	40.390	163.6	3:11:13.755
48	1	2:17.591		50.359	47.124	40.108	171.7	3:13:31.346
49	1	2:19.740		54.441	45.856	39.443	123.7	3:15:51.086
50	1	2:20.812		53.878	47.128	39.806	140.8	3:18:11.898
51	1	2:15.818		51.507	46.089	38.222	159.2	3:20:27.716
52	1	2:16.220		50.493	47.858	37.869	167.1	3:22:43.936
53	1	2:16.443		50.692	45.999	39.752	168.2	3:25:00.379

25 AMAZON SPORT V. GOLF
2 AECD

Vta.	D	Tiempo		Sector 1	Sector 2	Sector 3	V. Max.	Elapsed
54	1	2:16.813		51.211	46.181	39.421	155.6	3:27:17.192
55	1	2:14.841		51.600	46.110	37.131	150.4	3:29:32.033
56	1	2:14.901		49.855	46.711	38.335	173.6	3:31:46.934
57	1	2:17.666		53.319	46.619	37.728	146.3	3:34:04.600
58	1	2:14.239		50.708	46.057	37.474	170.3	3:36:18.839
59	1	2:16.840		51.317	46.246	39.277	169.5	3:38:35.679
60	1	2:15.385		50.788	46.667	37.930	166.4	3:40:51.064
61	1	2:15.371		50.606	46.845	37.920	164.6	3:43:06.435
62	1	2:16.989		50.516	47.590	38.883	165.6	3:45:23.424
63	1	2:19.317		50.603	48.796	39.918	168.4	3:47:42.741
64	1	2:15.972		52.395	46.392	37.185	143.2	3:49:58.713
65	1	2:15.547		49.937	46.306	39.304	173.9	3:52:14.260
66	1	2:17.993		54.068	46.003	37.922	125.4	3:54:32.253
67	1	2:19.646		53.613	46.257	39.776	132.8	3:56:51.899
68	1	2:16.288		52.442	46.232	37.614	146.9	3:59:08.187
69	1	2:19.638		52.040	48.461	39.137	158.3	4:01:27.825
70	1	2:15.284		51.640	45.765	37.879	159.0	4:03:43.109
71	1	2:13.631		51.350	45.011	37.270	147.7	4:05:56.740
72	1	2:15.218		50.593	46.255	38.370	161.4	4:08:11.958
73	1	4:32.342	P	54.817	46.313	2:51.212	123.4	4:12:44.300
74	1	7:43.344		6:11.914	50.701	40.729	82.0	4:20:27.644
75	1	2:26.471		54.810	50.677	40.984	155.3	4:22:54.115
76	1	2:22.633		53.925	48.235	40.473	160.0	4:25:16.748
77	1	2:30.370		59.686	50.844	39.840	130.2	4:27:47.118
78	1	2:23.344		55.405	48.454	39.485	154.7	4:30:10.462
79	1	2:26.750		57.398	49.186	40.166	162.6	4:32:37.212
80	1	2:23.700		54.195	48.600	40.905	157.4	4:35:00.912
81	1	2:27.363		57.141	49.156	41.066	152.1	4:37:28.275
82	1	2:25.450		53.576	48.698	43.176	151.8	4:39:53.725
83	1	2:27.311		54.104	51.165	42.042	155.8	4:42:21.036
84	1	2:24.968		57.901	47.804	39.263	136.7	4:44:46.004
85	1	2:22.435		53.027	48.040	41.368	165.1	4:47:08.439
86	1	2:22.352		53.365	48.744	40.243	165.6	4:49:30.791
87	1	2:22.635		53.933	48.855	39.847	158.5	4:51:53.426
88	1	2:25.211		53.816	50.072	41.323	158.8	4:54:18.637
89	1	2:21.058		53.880	48.468	38.710	152.9	4:56:39.695
90	1	2:20.922		53.896	48.122	38.904	163.3	4:59:00.617
91	1	2:22.561		52.626	50.667	39.268	165.6	5:01:23.178
92	1	2:22.659		52.552	48.577	41.530	165.6	5:03:45.837
93	1	2:23.336		53.289	49.110	40.937	163.8	5:06:09.173
94	1	2:23.795		53.960	48.645	41.190	152.9	5:08:32.968
95	1	2:22.391		52.240	49.275	40.876	169.5	5:10:55.359
96	1	2:22.840		53.376	48.654	40.810	161.4	5:13:18.199
97	1	2:22.046		52.866	48.159	41.021	162.1	5:15:40.245
98	1	2:25.662		57.643	48.757	39.262	153.1	5:18:05.907
99	1	2:20.801		53.930	47.916	38.955	164.8	5:20:26.708
100	1	2:22.600		55.635	47.606	39.359	137.5	5:22:49.308
101	1	2:20.466		53.771	47.693	39.002	158.3	5:25:09.774
102	1	2:24.083		54.936	48.027	41.120	158.5	5:27:33.857
103	1	2:26.638		56.667	49.936	40.035	138.8	5:30:00.495
104	1	2:23.464		56.065	48.248	39.151	156.0	5:32:23.959

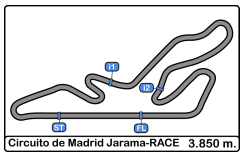

Circuito de Madrid Jarama - RACE
XI UV Endurance RACE Jarama
Carrera 8 horas resistencia
Tiempos Por Vuelta

25 AMAZON SPORT V. GOLF

2 AECD

Vta.	D	Tiempo	Sector 1	Sector 2	Sector 3	V. Max.	Elapsed
105	1	2:24.864	56.098	49.389	39.377	148.7	5:34:48.823
106	1	2:23.252	55.030	47.808	40.414	156.0	5:37:12.075
107	1	8:59.426 P	55.618	48.311	7:15.497	148.5	5:46:11.501
108	1	4:41.533	3:15.307	47.664	38.562	82.3	5:50:53.034
109	1	2:16.883	52.381	46.917	37.585	156.7	5:53:09.917
110	1	2:16.587	51.120	46.852	38.615	162.4	5:55:26.504
111	1	2:16.712	52.768	46.338	37.606	152.9	5:57:43.216
112	1	2:17.629	53.293	46.605	37.731	138.8	6:00:00.845
113	1	2:17.054	53.542	45.448	38.064	144.1	6:02:17.899
114	1	2:15.177	52.695	45.304	37.178	133.9	6:04:33.076
115	1	2:14.664	52.119	45.257	37.288	137.9	6:06:47.740
116	1	2:15.862	52.156	45.685	38.021	140.8	6:09:03.602
117	1	2:13.780	52.055	44.814	36.911	140.6	6:11:17.382
118	1	2:15.174	51.764	45.041	38.369	141.5	6:13:32.556
119	1	2:15.450	52.421	45.859	37.170	137.5	6:15:48.006
120	1	2:15.990	53.423	44.852	37.715	137.5	6:18:03.996
121	1	2:14.928	52.110	45.315	37.503	141.3	6:20:18.924
122	1	2:15.015	52.099	45.322	37.594	138.9	6:22:33.939
123	1	2:15.291	52.417	45.328	37.546	139.8	6:24:49.230
124	1	2:15.540	52.446	45.461	37.633	140.8	6:27:04.770
125	1	2:16.045	52.934	45.948	37.163	139.5	6:29:20.815
126	1	2:17.834	53.362	45.959	38.513	138.2	6:31:38.649
127	1	2:15.426	52.807	45.363	37.256	132.6	6:33:54.075
128	1	2:15.183	51.928	45.168	38.087	139.7	6:36:09.258
129	1	2:16.445	52.461	46.059	37.925	137.5	6:38:25.703
130	1	2:15.589	51.809	45.964	37.816	138.8	6:40:41.292
131	1	2:16.388	52.101	46.074	38.213	141.1	6:42:57.680
132	1	4:02.245	1:47.485	1:19.296	55.464	90.4	6:46:59.925
133	1	3:01.833	1:09.524	1:02.381	49.928	85.6	6:50:01.758
134	1	2:34.532	1:02.079	50.518	41.935	92.3	6:52:36.290
135	1	2:20.385	54.760	47.378	38.247	140.2	6:54:56.675
136	1	2:15.720	52.303	45.636	37.781	139.7	6:57:12.395
137	1	2:16.231	52.589	46.242	37.400	136.5	6:59:28.626
138	1	2:16.237	52.078	46.589	37.570	137.9	7:01:44.863
139	1	2:15.602	52.079	45.886	37.637	138.8	7:04:00.465
140	1	2:15.338	52.429	45.439	37.470	138.9	7:06:15.803
141	1	2:15.668	52.202	45.506	37.960	138.2	7:08:31.471
142	1	2:16.068	52.466	45.924	37.678	140.4	7:10:47.539
143	1	2:15.686	52.418	45.848	37.420	139.1	7:13:03.225
144	1	2:15.438	52.449	45.542	37.447	139.8	7:15:18.663
145	1	2:15.096	52.352	45.517	37.227	140.0	7:17:33.759
146	1	2:15.081	52.198	45.611	37.272	138.4	7:19:48.840
147	1	2:14.702	51.898	45.317	37.487	140.9	7:22:03.542
148	1	2:14.830	52.081	45.848	36.901	138.2	7:24:18.372
149	1	2:14.945	52.588	45.307	37.050	137.7	7:26:33.317
150	1	2:17.010	52.560	46.783	37.667	138.6	7:28:50.327
151	1	2:16.406	52.400	46.466	37.540	138.2	7:31:06.733
152	1	2:15.725	52.693	45.235	37.797	139.1	7:33:22.458
153	1	2:15.794	52.872	45.366	37.556	139.7	7:35:38.252
154	1	2:15.565	53.116	45.139	37.310	137.5	7:37:53.817
155	1	2:15.798	52.823	45.731	37.244	137.4	7:40:09.615

25 AMAZON SPORT V. GOLF

2 AECD

Vta.	D	Tiempo	Sector 1	Sector 2	Sector 3	V. Max.	Elapsed
156	1	2:14.837	52.024	45.465	37.348	138.8	7:42:24.452
157	1	2:15.504	52.602	45.579	37.323	136.3	7:44:39.956
158	1	2:16.351	52.282	46.554	37.515	140.4	7:46:56.307
159	1	2:17.996	54.423	46.143	37.430	136.5	7:49:14.303
160	1	2:15.429	52.657	45.222	37.550	138.2	7:51:29.732
161	1	2:14.942	51.965	45.640	37.337	139.3	7:53:44.674
162	1	2:17.948	53.826	46.119	38.003	135.3	7:56:02.622
163	1	2:15.466	52.524	45.547	37.395	136.5	7:58:18.088
164	1	2:15.630	52.648	45.569	37.413	138.9	8:00:33.718
165	1	2:14.036	52.208	44.934	36.894	140.4	8:02:47.754
166	1	2:17.639	53.962	46.323	37.354	130.7	8:05:05.393

43 IMARTI MOTORSPORT HONDA CIVIC

1 ESCUDERIA CERRO NEGRO

Vta.	D	Tiempo	Sector 1	Sector 2	Sector 3	V. Max.	Elapsed
1	1	2:18.872	58.996	44.241	35.635	154.2	2:18.872
2	1	2:05.610	48.735	42.013	34.862	169.2	4:24.482
3	1	2:03.932	47.222	41.843	34.867	180.3	6:28.414
4	1	2:05.074	47.296	42.685	35.093	180.9	8:33.488
5	1	2:04.534	47.846	42.047	34.641	174.1	10:38.022
6	1	2:04.701	47.463	42.245	34.993	177.9	12:42.723
7	1	2:04.675	47.552	42.138	34.985	174.7	14:47.398
8	1	2:05.061	47.910	41.866	35.285	174.1	16:52.459
9	1	2:05.222	47.946	42.398	34.878	174.7	18:57.681
10	1	2:04.619	47.520	42.115	34.984	177.6	21:02.300
11	1	2:04.286	47.332	42.114	34.840	177.3	23:06.586
12	1	2:03.526	46.943	41.773	34.810	178.8	25:10.112
13	1	2:03.677	47.015	41.600	35.062	178.5	27:13.789
14	1	2:04.015	47.262	41.717	35.036	178.2	29:17.804
15	1	2:05.040	47.372	42.293	35.375	175.8	31:22.844
16	1	2:06.523	49.047	42.338	35.138	172.8	33:29.367
17	1	2:05.876	48.419	42.124	35.333	176.4	35:35.243
18	1	2:06.590	48.672	42.581	35.337	174.4	37:41.833
19	1	2:08.432	49.549	43.241	35.642	166.6	39:50.265
20	1	2:05.377	48.303	42.223	34.851	172.8	41:55.642
21	1	2:03.604	47.174	41.662	34.768	180.6	43:59.246
22	1	2:04.623	48.145	41.608	34.870	179.7	46:03.869
23	1	2:04.987	47.736	42.062	35.189	177.9	48:08.856
24	1	2:04.982	48.321	41.703	34.958	176.1	50:13.838
25	1	2:03.863	47.437	41.690	34.736	175.6	52:17.701
26	1	2:04.243	47.539	41.576	35.128	176.4	54:21.944
27	1	2:05.776	48.185	42.144	35.447	172.5	56:27.720
28	1	2:05.286	47.689	42.081	35.516	173.3	58:33.006
29	1	2:06.768	48.824	42.433	35.511	162.6	1:00:39.774
30	1	2:06.965	48.258	43.554	35.153	169.5	1:02:46.739
31	1	2:34.653	48.207	53.949	52.497	172.8	1:05:21.392
32	1	3:33.597	1:16.184	1:18.680	58.733	82.8	1:08:54.989
33	1	2:21.480	1:00.462	44.530	36.488	100.3	1:11:16.469
34	1	2:13.240	51.127	45.519	36.594	148.1	1:13:29.709
35	1	2:43.124	57.303	1:04.665	41.156	103.8	1:16:12.833
36	1	2:03.370	47.117	41.748	34.505	177.6	1:18:16.203

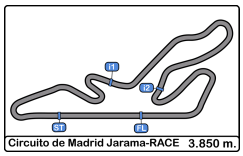

Circuito de Madrid Jarama - RACE
XI UV Endurance RACE Jarama
Carrera 8 horas resistencia
Tiempos Por Vuelta

43 IMARTI MOTORSPORT HONDA CIVIC

1 ESCUDERIA CERRO NEGRO

Vta.	D	Tiempo	Sector 1	Sector 2	Sector 3	V. Max.	Elapsed
37	1	2:02.865	47.309	41.140	34.416	177.3	1:20:19.068
38	1	2:05.205	48.063	42.049	35.093	186.5	1:22:24.273
39	1	2:05.671	47.650	42.293	35.728	177.0	1:24:29.944
40	1	2:10.372	50.914	43.569	35.889	137.2	1:26:40.316
41	1	2:07.434	48.825	42.623	35.986	172.2	1:28:47.750
42	1	2:07.605	49.208	42.482	35.915	165.6	1:30:55.355
43	1	2:07.735	49.407	42.773	35.555	170.0	1:33:03.090
44	1	2:07.118	49.028	42.468	35.622	171.9	1:35:10.208
45	1	2:07.689	49.117	42.673	35.899	169.8	1:37:17.897
46	1	2:08.058	49.492	42.313	36.253	164.1	1:39:25.955
47	1	2:08.474	49.469	43.162	35.843	168.4	1:41:34.429
48	1	2:08.109	49.066	43.204	35.839	170.8	1:43:42.538
49	1	4:52.247 P	49.278	43.688	3:19.281	170.3	1:48:34.785
50	1	6:47.621	5:21.668	47.738	38.215	80.2	1:55:22.406
51	1	2:15.833	52.479	45.442	37.912	163.6	1:57:38.239
52	1	2:11.664	50.685	44.308	36.671	165.3	1:59:49.903
53	1	2:15.947	52.401	44.743	38.803	164.1	2:02:05.850
54	1	2:10.822	50.264	43.688	36.870	168.2	2:04:16.672
55	1	2:10.232	49.665	43.914	36.653	171.4	2:06:26.904
56	1	2:10.491	50.127	43.591	36.773	169.2	2:08:37.395
57	1	2:09.616	49.817	43.694	36.105	167.7	2:10:47.011
58	1	2:11.111	49.186	45.817	36.108	171.9	2:12:58.122
59	1	2:13.212	49.178	46.419	37.615	171.4	2:15:11.334
60	1	2:11.528	49.925	44.210	37.393	165.3	2:17:22.862
61	1	2:10.813	49.989	44.560	36.264	173.9	2:19:33.675
62	1	2:09.838	50.268	43.429	36.141	164.1	2:21:43.513
63	1	2:09.266	49.155	43.944	36.167	173.0	2:23:52.779
64	1	2:08.951	49.233	43.342	36.376	175.0	2:26:01.730
65	1	2:16.920	49.441	45.724	41.755	170.8	2:28:18.650
66	1	3:20.745	56.053	1:20.804	1:03.888	138.2	2:31:39.395
67	1	3:02.987	1:26.618	57.741	38.628	66.9	2:34:42.382
68	1	2:11.767	50.577	44.333	36.857	150.4	2:36:54.149
69	1	2:09.008	49.372	43.390	36.246	171.4	2:39:03.157
70	1	2:10.237	51.035	43.039	36.163	168.2	2:41:13.394
71	1	2:09.617	48.588	44.821	36.208	178.8	2:43:23.011
72	1	2:10.272	49.439	44.034	36.799	169.8	2:45:33.283
73	1	2:08.845	48.636	43.336	36.873	177.3	2:47:42.128
74	1	2:10.767	51.226	43.527	36.014	166.6	2:49:52.895
75	1	2:09.327	49.885	42.863	36.579	172.5	2:52:02.222
76	1	2:08.600	49.322	43.272	36.006	173.3	2:54:10.822
77	1	2:06.290	48.507	42.592	35.191	176.1	2:56:17.112
78	1	2:09.763	49.828	44.080	35.855	156.9	2:58:26.875
79	1	2:08.398	48.389	43.663	36.346	176.4	3:00:35.273
80	1	2:08.350	48.493	43.596	36.261	176.1	3:02:43.623
81	1	2:07.300	48.925	42.842	35.533	181.8	3:04:50.923
82	1	2:06.585	48.120	42.970	35.495	178.5	3:06:57.508
83	1	2:05.919	48.188	42.494	35.237	178.5	3:09:03.427
84	1	2:09.906	48.341	43.698	37.867	179.4	3:11:13.333
85	1	2:07.418	48.511	42.736	36.171	176.4	3:13:20.751
86	1	2:08.800	47.791	43.835	37.174	179.4	3:15:29.551
87	1	2:08.979	48.640	43.044	37.295	172.5	3:17:38.530

43 IMARTI MOTORSPORT HONDA CIVIC

1 ESCUDERIA CERRO NEGRO

Vta.	D	Tiempo	Sector 1	Sector 2	Sector 3	V. Max.	Elapsed
88	1	2:07.375	48.834	42.870	35.671	172.2	3:19:45.905
89	1	2:07.561	48.578	42.598	36.385	176.7	3:21:53.466
90	1	2:08.957	49.187	43.551	36.219	174.4	3:24:02.423
91	1	2:09.751	48.486	44.614	36.651	176.1	3:26:12.174
92	1	2:08.805	50.298	42.839	35.668	173.9	3:28:20.979
93	1	2:07.176	48.655	42.809	35.712	177.6	3:30:28.155
94	1	2:05.911	48.114	42.263	35.534	178.8	3:32:34.066
95	1	2:10.740	49.242	44.882	36.616	180.0	3:34:44.806
96	1	2:10.465	50.478	44.069	35.918	160.9	3:36:55.271
97	1	2:08.280	48.954	43.492	35.834	177.3	3:39:03.551
98	1	2:10.750	50.410	43.459	36.881	173.0	3:41:14.301
99	1	2:09.627	49.599	43.998	36.030	171.9	3:43:23.928
100	1	2:06.000	48.111	42.617	35.272	175.8	3:45:29.928
101	1	2:07.079	48.094	43.302	35.683	179.1	3:47:37.007
102	1	2:06.757	48.506	42.697	35.554	176.7	3:49:43.764
103	1	2:07.790	48.951	43.186	35.653	175.3	3:51:51.554
104	1	4:32.785 P	49.041	43.393	3:00.351	174.7	3:56:24.339
105	1	6:58.571	5:36.430	45.381	36.760	90.0	4:03:22.910
106	1	2:10.089	49.620	44.196	36.273	165.3	4:05:32.999
107	1	2:08.778	50.554	43.040	35.184	167.1	4:07:41.777
108	1	2:06.240	48.194	42.619	35.427	177.9	4:09:48.017
109	1	2:06.498	48.460	42.749	35.289	175.8	4:11:54.515
110	1	2:07.574	48.280	43.890	35.404	173.0	4:14:02.089
111	1	2:05.343	47.941	42.316	35.086	173.0	4:16:07.432
112	1	2:04.980	47.895	42.067	35.018	178.2	4:18:12.412
113	1	2:07.186	48.178	43.919	35.089	176.7	4:20:19.598
114	1	2:05.986	48.186	42.767	35.033	178.2	4:22:25.584
115	1	2:05.694	47.870	42.597	35.227	179.4	4:24:31.278
116	1	2:09.523	48.711	44.552	36.260	174.4	4:26:40.801
117	1	2:05.986	48.711	42.241	35.034	180.6	4:28:46.787
118	1	2:05.256	47.669	42.008	35.579	181.8	4:30:52.043
119	1	2:53.919 P	1:17.075	49.249	47.595	150.0	4:33:45.962

51 AUTOCODE TORREJON SAXO

SAXO ESCUDERIA CENTRO

Vta.	D	Tiempo	Sector 1	Sector 2	Sector 3	V. Max.	Elapsed
1	1	2:25.065	1:04.547	44.536	35.982	127.6	2:25.065
2	1	2:09.881	49.579	44.211	36.091	170.6	4:34.946
3	1	2:10.164	50.375	43.781	36.008	165.1	6:45.110
4	1	2:10.222	49.800	44.142	36.280	165.6	8:55.332
5	1	2:08.779	48.886	43.998	35.895	169.5	11:04.111
6	1	2:09.468	49.165	43.994	36.309	169.5	13:13.579
7	1	2:09.014	48.912	43.758	36.344	168.4	15:22.593
8	1	2:10.065	49.543	43.949	36.573	169.0	17:32.658
9	1	2:11.281	49.572	43.922	37.787	168.4	19:43.939
10	1	2:11.367	49.859	44.343	37.165	158.3	21:55.306
11	1	2:09.018	48.865	43.937	36.216	171.4	24:04.324
12	1	2:12.887	51.852	44.702	36.333	162.8	26:17.211
13	1	2:10.820	49.364	44.044	37.412	171.9	28:28.031
14	1	2:10.693	49.674	44.174	36.845	155.3	30:38.724
15	1	2:08.950	49.237	43.794	35.919	173.6	32:47.674

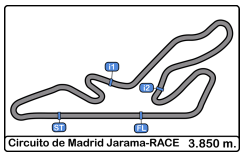

Circuito de Madrid Jarama - RACE
XI UV Endurance RACE Jarama
Carrera 8 horas resistencia
Tiempos Por Vuelta

51 AUTOCODE TORREJON SAXO
SAXO ESCUDERIA CENTRO

Vta.	D	Tiempo	Sector 1	Sector 2	Sector 3	V. Max.	Elapsed
16	1	2:09.651	49.533	43.750	36.368	170.8	34:57.325
17	1	2:09.203	49.140	43.882	36.181	170.6	37:06.528
18	1	2:10.521	49.639	44.424	36.458	166.9	39:17.049
19	1	2:09.979	49.589	43.931	36.459	169.2	41:27.028
20	1	2:09.056	49.021	43.882	36.153	171.4	43:36.084
21	1	2:12.971	51.026	45.606	36.339	171.1	45:49.055
22	1	2:09.524	49.227	43.898	36.399	171.7	47:58.579
23	1	2:10.215	49.951	43.981	36.283	169.2	50:08.794
24	1	2:10.567	49.541	44.031	36.995	169.2	52:19.361
25	1	2:09.481	49.424	43.797	36.260	169.8	54:28.842
26	1	2:10.575	49.402	44.785	36.388	169.5	56:39.417
27	1	2:09.492	49.545	43.779	36.168	169.8	58:48.909
28	1	2:09.526	49.375	43.860	36.291	169.5	1:00:58.435
29	1	2:13.931	49.256	47.480	37.195	168.4	1:03:12.366
30	1	2:13.031	52.120	44.032	36.879	161.9	1:05:25.397
31	1	3:31.720	1:14.511	1:19.230	57.979	88.4	1:08:57.117
32	1	2:22.876	1:02.441	44.190	36.245	93.0	1:11:19.993
33	1	2:12.612	51.207	44.549	36.856	141.3	1:13:32.605
34	1	2:42.682	56.256	1:05.022	41.404	105.0	1:16:15.287
35	1	2:11.408	49.751	45.745	35.912	170.8	1:18:26.695
36	1	2:08.856	49.321	43.339	36.196	172.2	1:20:35.551
37	1	2:09.664	49.459	44.194	36.011	170.8	1:22:45.215
38	1	2:09.101	49.354	43.585	36.162	172.2	1:24:54.316
39	1	2:09.594	49.583	43.682	36.329	170.0	1:27:03.910
40	1	2:09.938	49.395	43.927	36.616	168.4	1:29:13.848
41	1	2:10.482	49.819	43.930	36.733	169.5	1:31:24.330
42	1	2:10.345	50.045	43.839	36.461	168.2	1:33:34.675
43	1	2:11.225	50.081	44.333	36.811	169.2	1:35:45.900
44	1	2:11.512	50.273	44.376	36.863	148.7	1:37:57.412
45	1	2:10.591	49.844	43.943	36.804	165.8	1:40:08.003
46	1	2:10.907	49.924	44.253	36.730	170.8	1:42:18.910
47	1	2:12.310	49.955	44.144	38.211	169.8	1:44:31.220
48	1	2:16.161	52.382	46.878	36.901	153.4	1:46:47.381
49	1	5:01.523 P	50.187	45.065	3:26.271	170.6	1:51:48.904
50	1	11:02.525	9:40.641	44.997	36.887	81.8	2:02:51.429
51	1	2:11.905	50.750	44.339	36.816	156.2	2:05:03.334
52	1	2:19.160 P	51.795	45.361	42.004	155.8	2:07:22.494
53	1	3:52.956	2:32.864	43.936	36.156	86.4	2:11:15.450
54	1	2:10.288	49.929	43.922	36.437	165.8	2:13:25.738
55	1	2:10.921	50.125	43.883	36.913	167.9	2:15:36.659
56	1	2:13.267	50.125	46.083	37.059	160.4	2:17:49.926
57	1	2:13.607	51.982	45.296	36.329	157.6	2:20:03.533
58	1	2:09.824	49.636	43.832	36.356	169.2	2:22:13.357
59	1	2:10.384	49.327	44.579	36.478	170.6	2:24:23.741
60	1	2:09.083	49.100	44.023	35.960	173.3	2:26:32.824
61	1	2:23.709	49.253	46.586	47.870	169.8	2:28:56.533
62	1	2:50.373	1:07.323	55.274	47.776	98.3	2:31:46.906
63	1	3:07.039	1:24.847	1:03.404	38.788	66.7	2:34:53.945
64	1	2:10.429	49.607	44.053	36.769	169.5	2:37:04.374
65	1	2:11.525	50.542	44.614	36.369	151.2	2:39:15.899
66	1	2:11.025	49.127	44.371	37.527	171.7	2:41:26.924

51 AUTOCODE TORREJON SAXO
SAXO ESCUDERIA CENTRO

Vta.	D	Tiempo	Sector 1	Sector 2	Sector 3	V. Max.	Elapsed
67	1	2:08.573	49.029	43.716	35.828	168.7	2:43:35.497
68	1	2:08.670	49.156	43.531	35.983	171.1	2:45:44.167
69	1	2:08.929	49.210	43.647	36.072	170.8	2:47:53.096
70	1	2:08.192	48.959	43.351	35.882	171.7	2:50:01.288
71	1	2:09.115	49.463	43.814	35.838	167.9	2:52:10.403
72	1	2:09.340	49.440	43.448	36.452	171.1	2:54:19.743
73	1	2:08.583	49.093	43.493	35.997	172.8	2:56:28.326
74	1	2:09.309	49.143	44.047	36.119	171.4	2:58:37.635
75	1	2:09.310	49.382	43.851	36.077	175.0	3:00:46.945
76	1	2:08.779	49.098	43.671	36.010	172.2	3:02:55.724
77	1	2:09.116	49.363	43.723	36.030	168.2	3:05:04.840
78	1	2:09.308	49.263	44.040	36.005	165.3	3:07:14.148
79	1	2:09.196	49.015	44.055	36.126	170.8	3:09:23.344
80	1	2:10.441	48.949	44.385	37.107	171.9	3:11:33.785
81	1	2:08.250	48.860	43.572	35.818	170.0	3:13:42.035
82	1	2:08.560	49.026	43.544	35.990	170.8	3:15:50.595
83	1	2:10.348	49.858	44.590	35.900	173.0	3:18:00.943
84	1	2:08.624	49.075	43.524	36.025	176.1	3:20:09.567
85	1	2:08.158	48.981	43.407	35.770	171.4	3:22:17.725
86	1	2:08.107	48.911	43.451	35.745	171.4	3:24:25.832
87	1	2:08.883	49.261	43.935	35.687	168.2	3:26:34.715
88	1	2:09.311	48.956	44.328	36.027	170.3	3:28:44.026
89	1	2:08.444	48.830	43.634	35.980	173.0	3:30:52.470
90	1	2:11.207	49.399	44.743	37.065	170.3	3:33:03.677
91	1	2:09.121	48.790	44.335	35.996	171.9	3:35:12.798
92	1	2:08.368	49.037	43.351	35.980	168.7	3:37:21.166
93	1	2:08.143	48.858	43.481	35.804	170.6	3:39:29.309
94	1	2:08.494	49.097	43.617	35.780	167.9	3:41:37.803
95	1	2:08.352	48.926	43.313	36.113	171.7	3:43:46.155
96	1	2:08.472	48.894	43.242	36.336	175.6	3:45:54.627
97	1	5:12.375 P	48.927	44.293	3:39.155	173.0	3:51:07.002
98	1	11:36.508	10:15.378	44.466	36.664	77.3	4:02:43.510
99	1	2:10.217	49.779	44.231	36.207	166.6	4:04:53.727
100	1	2:11.983	51.826	43.829	36.328	167.1	4:07:05.710
101	1	2:10.552	49.444	44.759	36.349	168.7	4:09:16.262
102	1	2:09.836	49.718	43.857	36.261	170.0	4:11:26.098
103	1	2:10.382	49.341	44.380	36.661	168.4	4:13:36.480
104	1	2:09.125	49.297	43.719	36.109	169.2	4:15:45.605
105	1	2:10.779	49.915	44.560	36.304	167.7	4:17:56.384
106	1	2:10.742	50.729	43.869	36.144	159.2	4:20:07.126
107	1	2:09.920	50.170	43.670	36.080	164.6	4:22:17.046
108	1	2:08.989	49.505	43.605	35.879	169.8	4:24:26.035
109	1	2:09.823	49.370	44.052	36.401	172.5	4:26:35.858
110	1	2:10.894	50.316	44.522	36.056	159.7	4:28:46.752
111	1	2:11.693	49.888	45.428	36.377	169.0	4:30:58.445
112	1	2:09.582	49.779	43.678	36.125	169.5	4:33:08.027
113	1	2:09.016	49.352	43.523	36.141	169.5	4:35:17.043
114	1	2:10.811	50.093	43.611	37.107	169.0	4:37:27.854
115	1	2:10.317	49.736	44.017	36.564	165.6	4:39:38.171
116	1	2:09.741	49.501	43.685	36.555	168.4	4:41:47.912
117	1	2:11.059	50.166	44.210	36.683	168.2	4:43:58.971

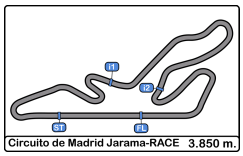

Circuito de Madrid Jarama - RACE

XI UV Endurance RACE Jarama

Carrera 8 horas resistencia

Tiempos Por Vuelta

51 AUTOCODE TORREJON SAXO

SAXO ESCUDERIA CENTRO

Vta.	D	Tiempo	Sector 1	Sector 2	Sector 3	V. Max.	Elapsed
118	1	2:10.200	49.739	43.937	36.524	169.2	4:46:09.171
119	1	2:11.556	50.585	43.981	36.990	168.4	4:48:20.727
120	1	2:09.884	49.715	43.951	36.218	170.3	4:50:30.611
121	1	2:09.207	49.359	43.602	36.246	170.0	4:52:39.818
122	1	2:14.531	49.261	48.597	36.673	170.0	4:54:54.349
123	1	2:12.381	49.948	45.687	36.746	168.7	4:57:06.730
124	1	2:09.990	49.494	44.524	35.972	170.6	4:59:16.720
125	1	2:10.476	50.632	43.702	36.142	171.9	5:01:27.196
126	1	2:09.560	49.400	43.823	36.337	170.3	5:03:36.756
127	1	2:11.189	49.963	44.816	36.410	169.0	5:05:47.945
128	1	2:10.598	50.148	44.282	36.168	168.4	5:07:58.543
129	1	2:10.316	50.109	43.888	36.319	166.9	5:10:08.859
130	1	2:09.619	49.313	43.880	36.426	169.5	5:12:18.478
131	1	2:11.077	49.990	44.752	36.335	168.7	5:14:29.555
132	1	2:10.062	49.604	43.987	36.471	170.3	5:16:39.617
133	1	2:09.464	49.618	43.720	36.126	168.7	5:18:49.081
134	1	2:09.510	49.438	43.877	36.195	169.0	5:20:58.591
135	1	2:12.113	49.786	45.889	36.438	168.4	5:23:10.704
136	1	2:10.424	50.370	43.810	36.244	157.8	5:25:21.128
137	1	2:08.996	49.189	43.696	36.111	169.5	5:27:30.124
138	1	2:10.776	50.248	44.081	36.447	170.6	5:29:40.900
139	1	2:09.253	49.600	43.649	36.004	167.1	5:31:50.153
140	1	2:12.424	49.803	45.915	36.706	168.7	5:34:02.577
141	1	2:11.028	50.214	44.548	36.266	169.8	5:36:13.605
142	1	2:11.509	49.719	44.410	37.380	169.5	5:38:25.114
143	1	5:34.634 P	51.325	45.222	3:58.087	159.7	5:43:59.748
144	1	9:57.642	8:32.098	44.950	40.594	87.7	5:53:57.390
145	1	2:16.627	53.888	45.067	37.672	147.9	5:56:14.017
146	1	2:23.831 P	50.767	46.620	46.444	160.9	5:58:37.848
147	1	3:33.429	2:11.543	44.771	37.115	87.3	6:02:11.277
148	1	2:11.763	50.608	44.317	36.838	161.4	6:04:23.040
149	1	2:10.956	49.881	44.181	36.894	169.2	6:06:33.996
150	1	2:11.117	50.157	44.312	36.648	168.4	6:08:45.113
151	1	2:11.865	50.935	44.103	36.827	163.1	6:10:56.978
152	1	2:14.648	50.326	47.254	37.068	168.7	6:13:11.626
153	1	2:11.654	50.169	44.498	36.987	168.2	6:15:23.280
154	1	2:11.197	50.328	44.190	36.679	166.6	6:17:34.477
155	1	2:10.681	49.941	44.214	36.526	170.0	6:19:45.158
156	1	2:11.312	50.179	44.170	36.963	163.8	6:21:56.470
157	1	2:11.767	50.308	45.002	36.457	170.6	6:24:08.237
158	1	2:15.137	51.944	46.294	36.899	170.3	6:26:23.374
159	1	2:11.422	50.269	44.286	36.867	171.1	6:28:34.796
160	1	2:11.601	49.994	44.293	37.314	170.6	6:30:46.397
161	1	2:11.554	49.955	44.283	37.316	169.8	6:32:57.951
162	1	2:11.303	50.214	44.174	36.915	165.1	6:35:09.254
163	1	2:12.056	50.352	44.900	36.804	169.2	6:37:21.310
164	1	2:16.033	50.210	45.969	39.854	165.6	6:39:37.343
165	1	2:15.249	51.190	45.907	38.152	145.3	6:41:52.592
166	1	2:18.025	50.765	47.158	40.102	164.1	6:44:10.617
167	1	4:30.355	58.101	2:00.017	1:32.237	122.8	6:48:40.972
168	1	3:48.410	1:40.455	1:22.741	45.214	64.0	6:52:29.382

51 AUTOCODE TORREJON SAXO

SAXO ESCUDERIA CENTRO

Vta.	D	Tiempo	Sector 1	Sector 2	Sector 3	V. Max.	Elapsed
169	1	2:17.243	53.815	45.523	37.905	151.4	6:54:46.625
170	1	2:14.015	51.958	44.689	37.368	170.0	6:57:00.640
171	1	2:13.996	50.716	46.158	37.122	164.1	6:59:14.636
172	1	2:18.396	54.543	46.484	37.369	134.6	7:01:33.032
173	1	2:15.541	50.829	45.205	39.507	166.1	7:03:48.573
174	1	2:13.571	51.493	44.792	37.286	152.7	7:06:02.144
175	1	2:14.677	51.504	45.541	37.632	155.1	7:08:16.821
176	1	2:13.292	51.081	44.476	37.735	170.0	7:10:30.113
177	1	2:14.370	51.308	45.112	37.950	161.4	7:12:44.483
178	1	2:14.378	51.143	45.301	37.934	157.6	7:14:58.861
179	1	2:14.413	51.758	45.148	37.507	155.8	7:17:13.274
180	1	2:13.359	51.179	44.569	37.611	159.5	7:19:26.633
181	1	2:13.165	50.960	45.204	37.001	163.3	7:21:39.798
182	1	2:14.007	51.417	45.509	37.081	155.1	7:23:53.805
183	1	2:14.360	50.733	44.525	39.102	167.7	7:26:08.165
184	1	2:14.737	52.477	44.744	37.516	160.4	7:28:22.902
185	1	2:14.871	51.256	46.339	37.276	154.2	7:30:37.773
186	1	2:16.355	51.252	46.826	38.277	152.9	7:32:54.128
187	1	2:21.116	54.140	49.011	37.965	148.7	7:35:15.244
188	1	2:15.266	52.270	45.449	37.547	157.6	7:37:30.510
189	1	2:16.028	52.736	45.532	37.760	154.7	7:39:46.538
190	1	2:16.055	51.810	45.979	38.266	154.0	7:42:02.593
191	1	2:14.103	50.631	45.719	37.753	159.5	7:44:16.696
192	1	2:14.292	51.290	45.253	37.749	147.1	7:46:30.988
193	1	2:14.449	52.603	44.666	37.180	138.4	7:48:45.437
194	1	2:14.880	51.762	44.563	38.555	155.3	7:51:00.317
195	1	2:17.692	52.378	47.067	38.247	153.4	7:53:18.009
196	1	2:17.527	53.471	45.971	38.085	141.1	7:55:35.536
197	1	2:19.232	54.000	46.736	38.496	140.4	7:57:54.768
198	1	2:20.073	55.040	45.904	39.129	145.7	8:00:14.841
199	1	2:28.194	54.882	52.562	40.750	157.6	8:02:43.035
200	1	2:30.546	57.473	49.858	43.215	131.5	8:05:13.581

79 DE AUGUSTO CARRERAS BMW 325I

3 C.D. QUINTANO SPORT

Vta.	D	Tiempo	Sector 1	Sector 2	Sector 3	V. Max.	Elapsed
1	1	2:16.475	1:00.421	41.532	34.522	166.9	2:16.475
2	1	2:03.363	47.001	41.342	35.020	187.1	4:19.838
3	1	2:03.453	47.450	41.461	34.542	180.9	6:23.291
4	1	2:02.828	47.346	41.151	34.331	179.1	8:26.119
5	1	2:02.074	47.095	40.681	34.298	187.5	10:28.193
6	1	2:02.106	46.423	41.077	34.606	191.4	12:30.299
7	1	2:03.514	47.410	41.131	34.973	174.1	14:33.813
8	1	2:03.081	47.239	41.352	34.490	182.1	16:36.894
9	1	2:03.153	46.920	41.460	34.773	185.2	18:40.047
10	1	2:03.447	47.534	41.359	34.554	174.7	20:43.494
11	1	2:02.723	47.241	40.796	34.686	176.4	22:46.217
12	1	2:02.631	46.838	41.006	34.787	181.8	24:48.848
13	1	2:04.320	48.283	41.157	34.880	187.1	26:53.168
14	1	2:03.010	47.035	40.816	35.159	177.9	28:56.178
15	1	2:03.101	47.381	41.099	34.621	176.4	30:59.279

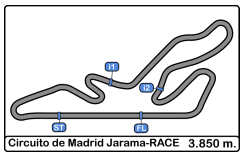

Circuito de Madrid Jarama - RACE

XI UV Endurance RACE Jarama

Carrera 8 horas resistencia

Tiempos Por Vuelta

79 DE AUGUSTO CARRERAS BMW 325I

3 C.D. QUINTANO SPORT

Vta.	D	Tiempo	Sector 1	Sector 2	Sector 3	V. Max.	Elapsed
16	1	2:02.999	47.122	40.987	34.890	189.1	33:02.278
17	1	2:03.113	47.153	41.204	34.756	180.3	35:05.391
18	1	2:02.514	47.377	40.880	34.257	176.7	37:07.905
19	1	2:02.774	46.790	41.415	34.569	190.4	39:10.679
20	1	2:03.107	47.400	41.148	34.559	175.6	41:13.786
21	1	2:05.504	49.348	41.189	34.967	191.1	43:19.290
22	1	2:02.716	46.886	41.627	34.203	184.6	45:22.006
23	1	2:02.122	47.038	41.097	33.987	178.8	47:24.128
24	1	2:02.803	46.745	41.601	34.457	186.2	49:26.931
25	1	2:02.922	46.919	41.258	34.745	182.1	51:29.853
26	1	2:02.741	46.963	41.296	34.482	178.8	53:32.594
27	1	2:04.363	47.173	42.547	34.643	176.7	55:36.957
28	1	2:03.846	46.732	41.625	35.489	197.0	57:40.803
29	1	2:03.577	47.741	41.288	34.548	178.8	59:44.380
30	1	4:25.595 P	47.687	42.137	2:55.771	181.5	1:04:09.975
31	1	8:59.105	6:58.764	57.386	1:02.955	76.5	1:13:09.080
32	1	2:56.125	1:08.495	1:02.452	45.178	89.4	1:16:05.205
33	1	2:09.406	49.962	44.745	34.699	183.6	1:18:14.611
34	1	2:04.004	47.144	41.560	35.300	193.5	1:20:18.615
35	1	2:06.188	47.755	43.814	34.619	192.1	1:22:24.803
36	1	2:05.295	48.370	42.085	34.840	188.8	1:24:30.098
37	1	2:04.501	48.147	41.866	34.488	176.1	1:26:34.599
38	1	2:06.391	48.382	42.510	35.499	189.1	1:28:40.990
39	1	2:04.463	47.567	42.130	34.766	186.2	1:30:45.453
40	1	2:14.071	55.726	42.647	35.698	187.8	1:32:59.524
41	1	2:04.349	47.577	42.073	34.699	173.0	1:35:03.873
42	1	2:04.076	47.555	41.545	34.976	184.6	1:37:07.949
43	1	2:04.514	47.351	42.066	35.097	191.8	1:39:12.463
44	1	2:03.835	47.291	41.651	34.893	187.8	1:41:16.298
45	1	2:04.920	47.694	42.268	34.958	187.8	1:43:21.218
46	1	2:04.266	47.536	41.565	35.165	181.2	1:45:25.484
47	1	2:03.626	47.498	41.534	34.594	185.5	1:47:29.110
48	1	2:04.750	48.771	41.599	34.380	189.4	1:49:33.860
49	1	2:03.239	47.043	41.571	34.625	194.5	1:51:37.099
50	1	2:03.052	47.199	41.365	34.488	193.8	1:53:40.151
51	1	2:03.529	47.451	41.436	34.642	188.1	1:55:43.680
52	1	2:02.872	47.192	41.466	34.214	186.8	1:57:46.552
53	1	2:03.675	47.698	41.427	34.550	192.5	1:59:50.227
54	1	2:06.396	47.781	41.743	36.872	183.3	2:01:56.623
55	1	2:03.602	47.440	41.412	34.750	190.1	2:04:00.225
56	1	2:03.705	47.641	41.363	34.701	183.6	2:06:03.930
57	1	2:02.799	46.961	41.177	34.661	190.4	2:08:06.729
58	1	2:04.837	47.407	41.137	36.293	190.4	2:10:11.566
59	1	2:03.595	47.415	41.588	34.592	190.8	2:12:15.161
60	1	2:04.506	47.984	41.824	34.698	193.8	2:14:19.667
61	1	2:03.171	47.066	41.335	34.770	196.0	2:16:22.838
62	1	2:03.747	47.088	41.600	35.059	191.8	2:18:26.585
63	1	2:03.468	47.342	41.391	34.735	183.0	2:20:30.053
64	1	2:06.872	48.756	42.938	35.178	182.7	2:22:36.925
65	1	5:20.016 P	48.746	53.181	3:38.089	191.1	2:27:56.941
66	1	7:44.525	6:27.312	42.090	35.123	81.8	2:35:41.466

79 DE AUGUSTO CARRERAS BMW 325I

3 C.D. QUINTANO SPORT

Vta.	D	Tiempo	Sector 1	Sector 2	Sector 3	V. Max.	Elapsed
67	1	2:03.763	47.105	41.637	35.021	177.6	2:37:45.229
68	1	2:05.635	48.151	42.257	35.227	181.5	2:39:50.864
69	1	19:27.361	18:00.168	47.805	39.388	83.9	2:59:18.225
70	1	2:02.164	46.835	40.742	34.587	180.0	3:01:20.389
71	1	2:02.917	46.890	41.348	34.679	189.8	3:03:23.306
72	1	2:01.817	46.894	40.862	34.061	182.7	3:05:25.123
73	1	2:01.804	46.835	40.777	34.192	184.3	3:07:26.927
74	1	2:01.860	46.511	41.016	34.333	191.1	3:09:28.787
75	1	2:02.302	46.814	41.336	34.152	185.8	3:11:31.089
76	1	2:01.821	46.712	40.864	34.245	183.6	3:13:32.910
77	1	2:01.253	46.361	40.714	34.178	182.1	3:15:34.163
78	1	2:02.100	46.308	41.181	34.611	191.4	3:17:36.263
79	1	2:01.491	46.633	40.359	34.499	175.3	3:19:37.754
80	1	2:03.072	47.148	41.808	34.116	180.0	3:21:40.826
81	1	2:00.888	46.813	40.204	33.871	173.3	3:23:41.714
82	1	2:01.594	46.422	40.987	34.185	186.8	3:25:43.308
83	1	2:02.298	46.623	41.687	33.988	183.0	3:27:45.606
84	1	2:01.137	46.514	40.530	34.093	175.3	3:29:46.743
85	1	2:01.944	46.399	40.777	34.768	181.5	3:31:48.687
86	1	2:02.733	47.181	40.723	34.829	184.6	3:33:51.420
87	1	2:01.657	46.723	40.654	34.280	189.8	3:35:53.077
88	1	2:01.400	46.598	40.689	34.113	177.9	3:37:54.477
89	1	2:00.806	46.362	40.415	34.029	184.9	3:39:55.283
90	1	2:02.680	46.535	40.818	35.327	182.4	3:41:57.963
91	1	2:01.790	46.518	41.056	34.216	185.5	3:43:59.753
92	1	2:01.807	47.078	40.439	34.290	169.0	3:46:01.560
93	1	2:00.930	46.371	40.496	34.063	183.0	3:48:02.490
94	1	2:01.931	46.678	40.902	34.351	194.5	3:50:04.421
95	1	2:13.936	46.811	41.207	45.918	183.3	3:52:18.357
96	1	5:18.418 P	50.457	51.681	3:36.280	156.0	3:57:36.775
97	1	6:35.450	5:17.947	42.108	35.395	83.2	4:04:12.225
98	1	2:06.286	47.749	43.355	35.182	180.6	4:06:18.511
99	1	2:04.520	47.629	41.708	35.183	181.5	4:08:23.031
100	1	2:04.464	47.357	41.966	35.141	186.2	4:10:27.495
101	1	2:02.580	47.176	40.777	34.627	186.5	4:12:30.075
102	1	2:02.610	47.025	40.931	34.654	181.2	4:14:32.685
103	1	2:04.094	46.750	41.749	35.595	190.1	4:16:36.779
104	1	2:03.098	47.294	41.232	34.572	192.8	4:18:39.877
105	1	2:02.802	47.230	41.113	34.459	191.4	4:20:42.679
106	1	2:03.185	47.396	41.303	34.486	182.4	4:22:45.864
107	1	2:04.525	49.162	41.018	34.345	185.2	4:24:50.389
108	1	2:03.799	47.525	41.917	34.357	188.1	4:26:54.188
109	1	2:02.016	46.671	40.673	34.672	187.8	4:28:56.204
110	1	2:03.106	46.856	41.966	34.284	186.8	4:30:59.310
111	1	2:03.642	47.105	41.740	34.797	187.5	4:33:02.952
112	1	2:01.991	46.526	40.984	34.481	191.1	4:35:04.943
113	1	2:02.595	47.235	41.159	34.201	184.3	4:37:07.538
114	1	2:02.369	46.865	41.165	34.339	190.1	4:39:09.907
115	1	2:02.047	46.957	40.889	34.201	189.1	4:41:11.954
116	1	2:02.330	46.809	40.824	34.697	194.5	4:43:14.284
117	1	2:02.585	46.893	41.472	34.220	190.4	4:45:16.869

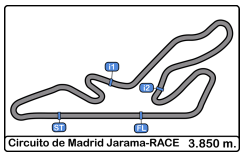

Circuito de Madrid Jarama - RACE
XI UV Endurance RACE Jarama
Carrera 8 horas resistencia
Tiempos Por Vuelta

79 DE AUGUSTO CARRERAS — BMW 325I

3 — C.D. QUINTANO SPORT

Vta.	D	Tiempo	Sector 1	Sector 2	Sector 3	V. Max.	Elapsed
118	1	2:02.823	47.029	41.483	34.311	193.2	4:47:19.692
119	1	2:02.874	46.651	41.693	34.530	191.4	4:49:22.566
120	1	2:03.070	46.918	41.915	34.237	190.1	4:51:25.636
121	1	2:03.477	46.531	42.116	34.830	191.4	4:53:29.113
122	1	2:02.604	46.772	41.376	34.456	189.1	4:55:31.717
123	1	2:03.452	46.945	41.189	35.318	185.2	4:57:35.169
124	1	2:02.898	46.624	41.391	34.883	191.8	4:59:38.067
125	1	5:08.699 P	47.752	42.170	3:38.777	190.4	5:04:46.766
126	1	6:24.839	5:07.597	42.269	34.973	84.8	5:11:11.605
127	1	2:02.935	47.325	41.027	34.583	184.6	5:13:14.540
128	1	2:02.914	46.968	41.357	34.589	181.2	5:15:17.454
129	1	2:03.344	46.991	41.826	34.527	187.1	5:17:20.798
130	1	2:03.327	47.631	41.212	34.484	189.4	5:19:24.125
131	1	2:02.627	46.853	41.359	34.415	183.3	5:21:26.752
132	1	2:02.005	46.726	41.027	34.252	183.0	5:23:28.757
133	1	2:01.501	46.338	40.720	34.443	183.3	5:25:30.258
134	1	2:03.274	47.418	40.903	34.953	183.3	5:27:33.532
135	1	2:01.831	46.474	40.953	34.404	186.8	5:29:35.363
136	1	2:03.293	46.779	40.669	35.845	189.8	5:31:38.656
137	1	2:01.988	47.330	40.668	33.990	165.1	5:33:40.644
138	1	2:01.495	46.814	40.630	34.051	182.4	5:35:42.139
139	1	2:02.047	47.214	40.825	34.008	192.1	5:37:44.186
140	1	2:00.562	46.234	40.253	34.075	182.4	5:39:44.748
141	1	2:03.226	48.401	40.763	34.062	188.1	5:41:47.974
142	1	2:01.174	46.790	40.325	34.059	188.4	5:43:49.148
143	1	2:00.592	46.415	40.284	33.893	191.4	5:45:49.740
144	1	2:01.099	46.480	40.607	34.012	193.2	5:47:50.839
145	1	2:00.539	46.061	40.259	34.219	193.5	5:49:51.378
146	1	2:00.514	45.861	40.593	34.060	194.2	5:51:51.892
147	1	2:02.048	46.786	40.940	34.322	185.2	5:53:53.940
148	1	2:01.932	46.676	40.915	34.341	182.7	5:55:55.872
149	1	2:02.424	46.743	40.840	34.841	180.6	5:57:58.296
150	1	2:02.140	46.970	40.579	34.591	183.6	6:00:00.436
151	1	4:23.208 P	47.300	40.858	2:55.050	179.7	6:04:23.644
152	1	7:15.694	5:56.632	43.129	35.933	81.2	6:11:39.338
153	1	2:06.490	48.682	42.827	34.981	187.8	6:13:45.828
154	1	2:06.657	47.689	43.744	35.224	190.1	6:15:52.485
155	1	2:05.367	48.409	41.817	35.141	184.9	6:17:57.852
156	1	2:04.805	47.144	42.249	35.412	191.4	6:20:02.657
157	1	2:03.902	47.361	41.536	35.005	191.1	6:22:06.559
158	1	2:03.501	47.070	41.135	35.296	192.1	6:24:10.060
159	1	2:05.403	47.573	42.020	35.810	189.1	6:26:15.463
160	1	2:04.589	47.578	41.794	35.217	193.2	6:28:20.052
161	1	2:04.936	47.717	41.696	35.523	185.5	6:30:24.988
162	1	2:06.104	47.704	42.436	35.964	184.3	6:32:31.092
163	1	2:06.823	48.474	42.436	35.913	186.5	6:34:37.915
164	1		48.741			184.3	

93 GPLOIL-CKC — SUZUKI SWIFT

1 — ATKMOTORSPORT MADRID

Vta.	D	Tiempo	Sector 1	Sector 2	Sector 3	V. Max.	Elapsed
1	1	2:24.119	1:03.414	44.503	36.202	147.1	2:24.119
2	1	2:10.673	50.162	44.205	36.306	173.6	4:34.792
3	1	2:09.322	50.131	43.483	35.708	166.4	6:44.114
4	1	2:08.721	48.778	43.294	36.649	171.1	8:52.835
5	1	2:08.717	49.181	43.952	35.584	171.4	11:01.552
6	1	2:07.326	48.690	43.149	35.487	172.2	13:08.878
7	1	2:08.591	48.898	43.374	36.319	173.0	15:17.469
8	1	2:07.267	48.980	42.907	35.380	171.1	17:24.736
9	1	2:07.076	48.488	42.996	35.592	172.8	19:31.812
10	1	2:08.814	49.116	43.278	36.420	172.5	21:40.626
11	1	2:10.164	50.164	43.632	36.368	173.3	23:50.790
12	1	2:08.379	49.510	43.298	35.571	170.6	25:59.169
13	1	2:10.303	48.653	44.410	37.240	174.7	28:09.472
14	1	2:07.642	48.792	43.012	35.838	175.6	30:17.114
15	1	2:07.065	48.523	42.708	35.834	174.4	32:24.179
16	1	2:07.975	48.881	43.638	35.456	174.1	34:32.154
17	1	2:07.162	48.751	42.724	35.687	175.0	36:39.316
18	1	2:06.531	48.301	42.702	35.528	175.0	38:45.847
19	1	2:10.101	49.994	43.249	36.858	162.6	40:55.948
20	1	2:09.969	49.479	44.151	36.339	174.1	43:05.917
21	1	2:07.830	48.607	43.186	36.037	174.7	45:13.747
22	1	2:07.105	48.554	43.058	35.493	176.4	47:20.852
23	1	2:09.517	48.870	44.257	36.390	174.7	49:30.369
24	1	2:11.072	48.771	46.153	36.148	175.3	51:41.441
25	1	2:09.087	49.287	42.921	36.879	166.6	53:50.528
26	1	2:07.943	49.490	43.066	35.387	165.6	55:58.471
27	1	2:07.250	48.498	43.114	35.638	175.6	58:05.721
28	1	2:06.936	48.507	42.731	35.698	175.6	1:00:12.657
29	1	2:12.398	50.825	44.721	36.852	173.9	1:02:25.055
30	1	2:55.351	56.814	1:04.930	53.607	106.4	1:05:20.406
31	1	3:33.655	1:16.606	1:18.691	58.358	80.7	1:08:54.061
32	1	2:21.089	1:00.206	44.804	36.079	112.2	1:11:15.150
33	1	2:14.159	51.950	45.450	36.759	142.2	1:13:29.309
34	1	2:42.935	56.792	1:04.984	41.159	102.7	1:16:12.244
35	1	2:10.178	50.389	44.193	35.596	163.8	1:18:22.422
36	1	2:11.937	49.350	43.724	38.863	175.6	1:20:34.359
37	1	2:09.301	49.344	43.535	36.422	174.1	1:22:43.660
38	1	2:07.660	48.978	43.067	35.615	169.0	1:24:51.320
39	1	2:07.818	49.128	43.088	35.602	174.1	1:26:59.138
40	1	2:08.912	49.405	43.635	35.872	173.3	1:29:08.050
41	1	2:08.545	49.386	43.398	35.761	171.4	1:31:16.595
42	1	2:08.165	48.941	43.436	35.788	174.4	1:33:24.760
43	1	2:08.462	49.418	43.473	35.571	159.5	1:35:33.222
44	1	2:08.348	49.282	43.488	35.578	171.4	1:37:41.570
45	1	2:09.608	50.322	43.279	36.007	162.1	1:39:51.178
46	1	2:11.494	51.964	43.282	36.248	169.0	1:42:02.672
47	1	2:08.667	49.409	43.371	35.887	162.8	1:44:11.339
48	1	2:10.202	48.913	45.139	36.150	174.4	1:46:21.541
49	1	2:08.034	49.148	43.156	35.730	173.6	1:48:29.575
50	1	2:11.747	49.786	45.864	36.097	156.0	1:50:41.322
51	1	5:05.987 P	49.302	44.934	3:31.751	174.1	1:55:47.309

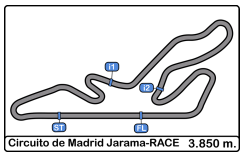

Circuito de Madrid Jarama - RACE

XI UV Endurance RACE Jarama

Carrera 8 horas resistencia

Tiempos Por Vuelta

93 GPLOIL-CKC SUZUKI SWIFT

1 ATKMOTORSPORT MADRID

Vta.	D	Tiempo	Sector 1	Sector 2	Sector 3	V. Max.	Elapsed
52	1	6:24.026	5:02.614	44.771	36.641	79.8	2:02:11.335
53	1	2:10.293	50.220	43.853	36.220	166.4	2:04:21.628
54	1	2:10.547	50.424	44.064	36.059	173.6	2:06:32.175
55	1	2:08.979	49.538	43.540	35.901	169.2	2:08:41.154
56	1	2:08.483	49.220	43.310	35.953	174.4	2:10:49.637
57	1	2:10.050	50.199	43.266	36.585	168.2	2:12:59.687
58	1	2:08.910	49.494	43.573	35.843	175.3	2:15:08.597
59	1	3:05.038 P	50.098	1:16.939	58.001	172.2	2:18:13.635
60	1	10:39.050	9:01.250	47.814	49.986	84.1	2:28:52.685
61	1	2:51.241	1:05.638	53.197	52.406	108.8	2:31:43.926
62	1	3:05.969	1:26.004	1:01.077	38.888	71.8	2:34:49.895
63	1	2:12.863	50.303	44.533	38.027	165.3	2:37:02.758
64	1	2:10.929	49.632	45.344	35.953	170.6	2:39:13.687
65	1	2:11.135	50.159	44.610	36.366	171.1	2:41:24.822
66	1	2:09.490	50.185	43.540	35.765	170.8	2:43:34.312
67	1	2:08.586	48.947	43.841	35.798	172.2	2:45:42.898
68	1	2:09.018	49.482	43.375	36.161	170.0	2:47:51.916
69	1	2:08.427	49.459	43.209	35.759	171.1	2:50:00.343
70	1	2:09.308	50.071	43.473	35.764	171.4	2:52:09.651
71	1	2:09.206	49.912	43.254	36.040	169.5	2:54:18.857
72	1	2:08.100	49.209	43.104	35.787	173.9	2:56:26.957
73	1	2:10.232	49.720	43.685	36.827	169.5	2:58:37.189
74	1	2:08.389	49.091	43.502	35.796	173.6	3:00:45.578
75	1	2:08.065	49.231	43.074	35.760	175.6	3:02:53.643
76	1	2:09.041	49.963	43.125	35.953	175.0	3:05:02.684
77	1	2:08.340	49.452	42.950	35.938	174.1	3:07:11.024
78	1	2:08.762	49.189	43.526	36.047	175.3	3:09:19.786
79	1	2:08.366	49.559	43.118	35.689	173.6	3:11:28.152
80	1	2:10.085	50.191	43.889	36.005	173.9	3:13:38.237
81	1	2:10.170	49.303	44.469	36.398	174.7	3:15:48.407
82	1	2:09.551	49.602	43.797	36.152	172.5	3:17:57.958
83	1	2:08.447	49.260	43.350	35.837	175.0	3:20:06.405
84	1	2:09.142	49.733	43.551	35.858	172.8	3:22:15.547
85	1	2:08.853	49.779	43.182	35.892	169.0	3:24:24.400
86	1	2:08.829	49.513	43.373	35.943	168.2	3:26:33.229
87	1	2:10.064	49.589	43.978	36.497	172.5	3:28:43.293
88	1	2:08.828	49.144	43.238	36.446	171.4	3:30:52.121
89	1	2:09.770	49.491	44.046	36.233	174.1	3:33:01.891
90	1	2:08.002	49.226	42.945	35.831	175.3	3:35:09.893
91	1	2:08.612	49.592	43.247	35.773	174.1	3:37:18.505
92	1	2:09.167	49.439	43.686	36.042	172.5	3:39:27.672
93	1	2:09.107	50.001	43.440	35.666	171.1	3:41:36.779
94	1	2:08.955	49.527	43.386	36.042	170.8	3:43:45.734
95	1	2:09.186	50.219	43.104	35.863	172.2	3:45:54.920
96	1	2:08.766	49.281	43.344	36.141	174.4	3:48:03.686
97	1	2:07.934	49.316	43.061	35.557	175.3	3:50:11.620
98	1	2:09.132	49.545	43.393	36.194	174.1	3:52:20.752
99	1	2:13.542	51.703	44.380	37.459	159.2	3:54:34.294
100	1	2:11.149	50.355	43.405	37.389	152.5	3:56:45.443
101	1	4:41.659 P	50.699	43.246	3:07.714	169.2	4:01:27.102
102	1	7:35.004	6:13.995	43.734	37.275	84.1	4:09:02.106

93 GPLOIL-CKC SUZUKI SWIFT

1 ATKMOTORSPORT MADRID

Vta.	D	Tiempo	Sector 1	Sector 2	Sector 3	V. Max.	Elapsed
103	1	2:09.109	49.318	43.767	36.024	167.7	4:11:11.215
104	1	2:08.297	49.023	43.552	35.722	173.0	4:13:19.512
105	1	2:07.377	48.856	42.854	35.667	171.4	4:15:26.889
106	1	2:07.714	48.668	43.378	35.668	172.5	4:17:34.603
107	1	2:07.374	48.707	43.172	35.495	172.2	4:19:41.977
108	1	2:07.502	48.772	43.081	35.649	171.9	4:21:49.479
109	1	2:14.409	48.415	50.088	35.906	172.2	4:24:03.888
110	1	2:09.294	48.898	43.259	37.137	170.6	4:26:13.182
111	1	2:08.165	49.150	43.324	35.691	169.2	4:28:21.347
112	1	2:07.486	48.577	42.947	35.962	173.0	4:30:28.833
113	1	2:08.703	49.034	43.721	35.948	173.0	4:32:37.536
114	1	2:08.031	48.654	43.264	36.113	173.9	4:34:45.567
115	1	2:08.427	49.156	43.263	36.008	171.9	4:36:53.994
116	1	2:07.790	48.751	43.060	35.979	172.5	4:39:01.784
117	1	2:08.219	49.095	43.101	36.023	172.2	4:41:10.003
118	1	2:10.944	50.247	42.879	37.818	172.2	4:43:20.947
119	1	2:08.877	49.038	43.751	36.088	172.2	4:45:29.824
120	1	2:10.697	51.137	43.694	35.866	173.0	4:47:40.521
121	1	2:08.603	49.076	43.090	36.437	173.3	4:49:49.124
122	1	2:09.009	49.221	43.475	36.313	172.8	4:51:58.133
123	1	2:10.496	49.838	43.955	36.703	173.0	4:54:08.629
124	1	2:09.860	49.466	43.643	36.751	173.9	4:56:18.489
125	1	2:09.459	48.868	43.978	36.613	173.6	4:58:27.948
126	1	2:08.879	49.045	43.745	36.089	175.6	5:00:36.827
127	1	2:08.588	48.933	43.348	36.307	174.1	5:02:45.415
128	1	2:09.235	48.971	44.275	35.989	172.5	5:04:54.650
129	1	2:08.742	49.025	43.517	36.200	174.1	5:07:03.392
130	1	2:09.677	49.410	43.936	36.331	172.2	5:09:13.069
131	1	2:09.352	49.302	43.933	36.117	172.5	5:11:22.421
132	1	2:09.884	49.908	43.675	36.301	171.7	5:13:32.305
133	1	2:08.516	49.034	43.733	35.749	172.5	5:15:40.821
134	1	2:11.404	49.555	44.474	37.375	175.6	5:17:52.225
135	1	2:10.378	49.452	44.365	36.561	174.1	5:20:02.603
136	1	2:07.738	48.913	42.938	35.887	172.8	5:22:10.341
137	1	2:06.901	48.498	42.754	35.649	171.9	5:24:17.242
138	1	2:09.431	49.682	44.025	35.724	171.9	5:26:26.673
139	1	2:06.945	48.419	42.750	35.776	173.9	5:28:33.618
140	1	2:07.919	48.591	43.182	36.146	173.3	5:30:41.537
141	1	2:09.844	48.787	43.858	37.199	173.0	5:32:51.381
142	1	2:09.206	49.172	43.666	36.368	174.4	5:35:00.587
143	1	2:09.318	48.911	44.263	36.144	173.9	5:37:09.905
144	1	2:08.028	48.565	43.073	36.390	172.5	5:39:17.933
145	1	2:07.555	48.346	43.395	35.814	175.0	5:41:25.488
146	1	2:07.021	48.329	42.922	35.770	174.1	5:43:32.509
147	1	2:13.550	54.532	43.290	35.728	170.8	5:45:46.059
148	1	2:09.740	49.575	43.370	36.795	175.3	5:47:55.799
149	1	2:10.332	50.305	43.588	36.439	170.0	5:50:06.131
150	1	7:22.721 P	49.665	43.858	5:49.198	173.3	5:57:28.852
151	1	4:08.703	2:47.540	45.056	36.107	78.4	6:01:37.555
152	1	2:08.821	48.992	43.925	35.904	172.8	6:03:46.376
153	1	2:06.671	48.692	42.454	35.525	176.7	6:05:53.047

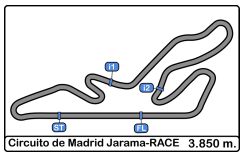

Circuito de Madrid Jarama - RACE
XI UV Endurance RACE Jarama
Carrera 8 horas resistencia
Tiempos Por Vuelta

93 GPLOIL-CKC SUZUKI SWIFT
1 ATKMOTORSPORT MADRID

Vta.	D	Tiempo	Sector 1	Sector 2	Sector 3	V. Max.	Elapsed
154	1	2:08.427	48.827	43.869	35.731	174.7	6:08:01.474
155	1	2:08.904	49.729	43.620	35.555	172.2	6:10:10.378
156	1	2:08.819	49.174	43.828	35.817	174.7	6:12:19.197
157	1	2:08.375	49.303	43.502	35.570	172.5	6:14:27.572
158	1	2:08.151	49.194		2:43.721	174.4	6:16:35.723
159	1	2:07.484	48.611	43.076	35.797	173.9	6:18:43.207
160	1	2:08.225	48.616	43.525	36.084	174.4	6:20:51.432
161	1	2:09.176	48.905	44.456	35.815	174.1	6:23:00.608
162	1	2:07.824	48.764	43.324	35.736	175.8	6:25:08.432
163	1	2:07.989	48.860	43.322	35.807	176.7	6:27:16.421
164	1	2:08.289	49.447	43.158	35.684	175.3	6:29:24.710
165	1	2:07.538	48.934		2:43.222	175.8	6:31:32.248
166	1	2:07.970	48.704	43.232	36.034	178.2	6:33:40.218
167	1	2:09.938	51.047	43.167	35.724	167.1	6:35:50.156
168	1	2:07.771	48.463	43.008	36.300	175.8	6:37:57.927
169	1	2:08.882	49.467	43.688	35.727	171.9	6:40:06.809
170	1	2:07.870	48.939		2:43.597	175.6	6:42:14.679
171	1	2:11.521	49.028	45.900	36.593	174.4	6:44:26.200
172	1	4:17.039	50.692	1:54.287	1:32.060	153.6	6:48:43.239
173	1	3:47.790	1:40.644	1:22.632	44.514	63.2	6:52:31.029
174	1	2:12.432	52.381	44.047	36.004	159.5	6:54:43.461
175	1	2:07.977	48.789		2:43.981	173.3	6:56:51.438
176	1	2:09.726	50.447	43.849	35.430	173.9	6:59:01.164
177	1	2:06.788	48.816	42.610	35.362	175.8	7:01:07.952
178	1	2:06.760	48.627		2:42.122	175.0	7:03:14.712
179	1	2:07.017	48.661		4:49.139	174.7	7:05:21.729
180	1	2:06.803	48.894	42.312	35.597	175.0	7:07:28.532
181	1	2:06.548	48.592	42.588	35.368	175.3	7:09:35.080
182	1	2:06.387	47.980		2:41.755	177.0	7:11:41.467
183	1	2:06.790	48.551	42.905	35.334	175.0	7:13:48.257
184	1	2:06.415	48.514	42.683	35.218	173.9	7:15:54.672
185	1	2:06.189	48.475	42.436	35.278	174.1	7:18:00.861
186	1	2:06.162	48.673	42.331	35.158	174.7	7:20:07.023
187	1	2:07.291	48.482	43.369	35.440	174.7	7:22:14.314
188	1	2:05.471	48.227	42.099	35.145	177.3	7:24:19.785
189	1	2:07.315	48.089	43.058	36.168	177.6	7:26:27.100
190	1	2:10.043	49.181	44.288	36.574	175.6	7:28:37.143
191	1	2:11.404	50.153	44.642	36.609	173.9	7:30:48.547
192	1	2:11.045	49.868	44.325	36.852	175.3	7:32:59.592
193	1	2:12.449	49.998	45.454	36.997	170.8	7:35:12.041
194	1	2:14.126	50.677	46.007	37.442	173.3	7:37:26.167
195	1	2:06.862	48.870	42.835	35.157	170.0	7:39:33.029
196	1	2:08.883	48.544	43.612	36.727	176.4	7:41:41.912
197	1	2:15.876	52.115	46.275	37.486	147.5	7:43:57.788
198	1	2:14.712	50.804	46.021	37.887	171.1	7:46:12.500
199	1	2:20.350	52.532	48.437	39.381	154.9	7:48:32.850
200	1	2:21.431	54.267	47.896	39.268	151.8	7:50:54.281
201	1	2:21.608	55.205	47.440	38.963	139.5	7:53:15.889
202	1	2:23.432	55.273	48.918	39.241	135.5	7:55:39.321
203	1	2:18.857	54.886		2:58.098	146.7	7:57:58.178
204	1	2:08.543	49.904	43.249	35.390	172.2	8:00:06.721

93 GPLOIL-CKC SUZUKI SWIFT
1 ATKMOTORSPORT MADRID

Vta.	D	Tiempo	Sector 1	Sector 2	Sector 3	V. Max.	Elapsed
205	1	2:06.004	48.746	42.128	35.130	175.8	8:02:12.725
206	1	2:05.330	48.170	42.006	35.154	177.0	8:04:18.055

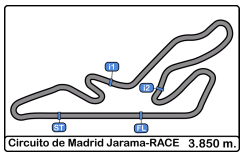

Circuito de Madrid Jarama - RACE
XI UV Endurance RACE Jarama
Carrera 8 horas resistencia
Análisis

Num	T. Vta.	Dif
Vta 1		
2	2:03.037	
1	2:07.656	04.619
12	2:07.958	04.921
8	2:08.583	05.546
13	2:10.082	07.045
22	2:11.287	08.250
24	2:11.552	08.515
4	2:12.407	09.370
19	2:13.168	10.131
11	2:14.158	11.121
21	2:15.500	12.463
79	2:16.475	13.438
6	2:17.247	14.210
10	2:17.291	14.254
17	2:17.612	14.575
43	2:18.872	15.835
7	2:18.891	15.854
18	2:18.987	15.950
3	2:19.389	16.352
20	2:19.815	16.778
14	2:20.818	17.781
23	2:22.423	19.386
15	2:23.675	20.638
93	2:24.119	21.082
16	2:24.438	21.401
51	2:25.065	22.028
25	2:34.585	31.548
Num	**T. Vta.**	**Dif**
Vta 2		
2	1:58.129	
1	1:58.443	04.933
8	1:59.466	06.883
12	2:00.108	06.900
19	1:56.457	08.459
13	2:01.682	10.598
22	2:01.911	12.032
24	2:02.257	12.643
4	2:01.755	12.996
11	2:03.090	16.082
21	2:02.517	16.851
6	2:01.658	17.739
79	2:03.363	18.672
7	2:01.631	19.356
17	2:03.936	20.382
10	2:05.442	21.567
18	2:04.656	22.477
43	2:05.610	23.316
3	2:05.946	24.169
20	2:05.821	24.470
14	2:06.011	25.663
23	2:07.979	29.236
16	2:07.862	31.134
15	2:10.847	33.356
93	2:10.673	33.626
51	2:09.881	33.780
25	2:22.246	55.665
Num	**T. Vta.**	**Dif**
Vta 3		
2	1:58.644	
1	1:58.402	04.691
19	1:55.925	05.740
8	1:58.273	06.512
12	2:00.675	08.931
13	2:00.519	12.473
22	2:01.516	14.904
4	2:01.114	15.466
24	2:02.453	16.452
6	1:58.618	17.713
11	2:02.540	19.978
21	2:02.151	20.358
7	2:00.119	20.831
79	2:03.453	23.481
17	2:02.731	24.469
10	2:03.400	26.323
18	2:03.807	27.640
43	2:03.932	28.604
3	2:05.853	31.378
20	2:05.774	31.600
14	2:05.085	32.104
23	2:08.168	38.760
16	2:08.501	40.991
93	2:09.322	44.304
15	2:10.553	45.265
51	2:10.164	45.300
25	2:23.236	1:20.257
Num	**T. Vta.**	**Dif**
Vta 4		
2	1:59.109	
19	1:55.145	01.776
1	1:58.954	04.536
8	1:58.337	05.740
12	1:59.664	09.486
13	2:00.412	13.776
4	1:59.065	15.422
22	2:02.160	17.955
6	1:59.561	18.165
24	2:01.784	19.127
7	1:58.014	19.736
11	2:02.270	23.139
21	2:03.720	24.969
79	2:02.828	27.200
17	2:03.109	28.469
10	2:02.878	30.092
18	2:03.967	32.498
43	2:05.074	34.569
20	2:05.635	38.126
3	2:06.299	38.568
14	2:05.777	38.772
23	2:08.252	47.903
16	2:09.329	51.211
93	2:08.721	53.916
15	2:10.182	56.338
51	2:10.222	56.413
25	2:21.068	1:42.216
Num	**T. Vta.**	**Dif**
Vta 5		
19	1:55.210	
2	1:58.946	01.960
1	1:58.619	06.169
8	1:58.076	06.830
12	1:59.949	12.449
4	1:59.656	18.092
13	2:02.785	19.575
6	2:01.022	22.201
22	2:01.816	22.785
7	2:00.083	22.833
24	2:02.521	24.662
11	2:02.119	28.272
21	2:02.877	30.860
79	2:02.074	32.288
17	2:02.262	33.745
10	2:02.403	35.509
18	2:04.014	39.526
43	2:04.534	42.117
20	2:04.877	46.017
14	2:05.834	47.620
3	2:06.114	47.696
23	2:08.300	59.217
16	2:08.948	1:03.173
93	2:08.717	1:05.647
51	2:08.779	1:08.206
15	2:10.634	1:09.986
Num	**T. Vta.**	**Dif**
Vta 6		
19	1:55.789	
2	1:58.337	04.508
1	1:58.500	08.880
8	1:58.178	09.219
25	2:20.713	1 Lap
12	2:00.648	17.308
4	1:59.570	21.873
13	2:00.789	24.575
7	1:58.085	25.129
6	2:00.470	26.882
22	2:01.983	28.979
24	2:02.116	30.989
11	2:02.208	34.691
79	2:02.106	38.605
21	2:03.989	39.060
17	2:03.628	41.584
10	2:02.371	42.091
18	2:04.471	48.208
43	2:04.701	51.029
20	2:04.706	54.934
14	2:04.964	56.795
3	2:05.915	57.822
23	2:07.723	1:11.151
16	2:07.125	1:14.509
93	2:07.326	1:17.184
51	2:09.468	1:21.885
15	2:10.093	1:24.290
Num	**T. Vta.**	**Dif**
Vta 7		
19	1:56.277	
2	1:58.247	06.478
1	1:58.357	10.960
8	1:58.631	11.573
12	2:00.694	21.725
4	1:59.513	25.109
7	1:58.461	27.313
13	2:01.510	29.808
6	2:01.161	31.766
22	2:01.509	34.211
24	2:02.569	37.281
25	2:24.926	1 Lap
11	2:02.324	40.738
79	2:03.514	45.842
21	2:03.379	46.162
17	2:02.857	48.164
10	2:03.012	48.826
18	2:04.497	56.428
43	2:04.675	59.427
20	2:05.742	1:04.399
14	2:06.205	1:06.723
3	2:06.338	1:07.883
23	2:08.021	1:22.895
16	2:08.280	1:26.512
93	2:08.591	1:29.498
51	2:09.014	1:34.622
15	2:10.640	1:38.653
Num	**T. Vta.**	**Dif**
Vta 8		
19	1:58.388	
2	1:59.669	07.759
1	1:57.250	09.822
8	1:58.062	11.247
12	1:59.534	22.871
4	1:58.505	25.226
7	1:58.548	27.473
13	2:00.332	31.752
6	2:01.339	34.717
22	2:01.452	37.275
24	2:02.090	40.983
11	2:02.853	45.203
79	2:03.081	50.535
21	2:03.413	51.187
17	2:02.595	52.371
10	2:02.888	53.326
25	2:22.239	1 Lap
18	2:05.130	1:03.170
43	2:05.061	1:06.100
20	2:05.988	1:11.999
14	2:05.514	1:13.849
3	2:06.122	1:15.617
23	2:07.807	1:32.314
16	2:07.883	1:36.007
93	2:07.267	1:38.377
51	2:10.065	1:46.299
15	2:09.766	1:50.031
Num	**T. Vta.**	**Dif**
Vta 9		
19	1:56.549	
2	1:58.787	09.997
1	1:57.515	10.788
8	1:58.004	12.702
12	1:59.154	25.476
4	1:58.055	26.732
7	1:58.242	29.166
13	1:59.880	35.083
22	2:01.617	42.343
24	2:02.306	46.740
11	2:02.182	50.836
79	2:03.153	57.139
21	2:03.609	58.247
17	2:03.240	59.062
10	2:03.004	59.781
18	2:04.121	1:10.742
43	2:05.222	1:14.773
20	2:06.769	1:22.219
14	2:06.268	1:23.568
3	2:06.745	1:25.813
25	2:24.109	1 Lap
23	2:08.722	1:44.487
16	2:07.863	1:47.321
93	2:07.076	1:48.904
Num	**T. Vta.**	**Dif**
Vta 10		
19	1:56.971	
51	2:11.281	1 Lap
15	2:10.600	1 Lap
2	1:58.636	11.662
1	1:59.662	13.479
8	1:58.801	14.532
12	1:59.077	27.582

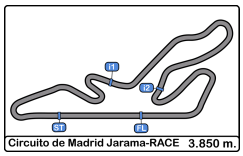

Circuito de Madrid Jarama - RACE

XI UV Endurance RACE Jarama

Carrera 8 horas resistencia

Análisis

Num	T. Vta.	Dif
4	1:58.667	28.428
7	1:58.913	31.108
13	2:00.939	39.051
22	2:01.451	46.823
24	2:03.123	52.892
6	4:13.834	1 Lap
11	2:02.101	55.966
79	2:03.447	1:03.615
17	2:03.826	1:05.917
21	2:05.023	1:06.299
10	2:04.056	1:06.866
18	2:04.535	1:18.306
43	2:04.619	1:22.421
20	2:05.545	1:30.793
14	2:05.858	1:32.455
3	2:06.361	1:35.203
25	2:21.796	1 Lap
23	2:08.354	1:55.870
16	2:07.478	1:57.828

Num	T. Vta.	Dif
Vta 11		
19	1:57.909	
93	2:08.814	1 Lap
2	1:58.619	12.372
1	1:58.663	14.233
8	1:58.757	15.380
51	2:11.367	1 Lap
15	2:09.503	1 Lap
4	1:58.560	29.079
12	2:00.285	29.958
7	1:58.502	31.701
13	2:00.913	42.055
22	2:01.834	50.748
24	2:02.710	57.693
11	2:02.061	1:00.118
79	2:02.723	1:08.429
17	2:02.736	1:10.744
21	2:02.806	1:11.196
10	2:03.582	1:12.539
18	2:04.242	1:24.639
43	2:04.286	1:28.798
20	2:05.508	1:38.392
14	2:06.151	1:40.697
3	2:06.144	1:43.438

Num	T. Vta.	Dif
Vta 12		
19	1:57.934	
23	2:09.170	1 Lap
16	2:07.217	1 Lap
2	2:00.377	14.815
93	2:10.164	1 Lap
1	1:58.856	15.155
8	1:58.679	16.125

Num	T. Vta.	Dif
25	2:27.564	2 Laps
51	2:09.018	1 Lap
4	1:58.425	29.570
15	2:09.896	1 Lap
12	1:58.663	30.687
7	1:58.331	32.098
13	2:01.154	45.275
22	2:02.214	55.028
24	2:02.488	1:02.247
11	2:01.864	1:04.048
79	2:02.631	1:13.126
17	2:02.933	1:15.743
21	2:02.921	1:16.183
10	2:03.752	1:18.357
18	2:04.366	1:31.071
43	2:03.526	1:34.390
20	2:05.365	1:45.823
14	2:06.518	1:49.281
3	2:06.638	1:52.142

Num	T. Vta.	Dif
Vta 13		
19	1:57.150	
2	1:57.535	15.200
1	1:59.386	17.391
8	1:59.750	18.725
16	2:07.592	1 Lap
23	2:09.377	1 Lap
93	2:08.379	1 Lap
4	1:58.747	31.167
12	1:59.098	32.635
7	1:58.293	33.241
15	2:10.521	1 Lap
51	2:12.887	1 Lap
13	2:01.102	49.227
25	2:28.115	2 Laps
22	2:01.805	59.683
24	2:02.170	1:07.267
11	2:01.636	1:08.534
79	2:04.320	1:20.296
17	2:02.909	1:21.502
21	2:03.132	1:22.165
10	2:03.035	1:24.242
18	2:04.677	1:38.598
43	2:03.677	1:40.917
20	2:06.111	1:54.784

Num	T. Vta.	Dif
Vta 14		
19	1:57.014	
14	2:06.947	1 Lap
3	2:07.398	1 Lap
2	1:58.876	17.062
1	1:59.294	19.671
8	1:58.333	20.044

Num	T. Vta.	Dif
16	2:07.122	1 Lap
23	2:07.519	1 Lap
4	1:57.975	32.128
7	1:58.503	34.730
12	2:00.975	36.596
93	2:10.303	1 Lap
13	2:04.496	56.709
15	2:10.672	1 Lap
51	2:10.820	1 Lap
22	2:02.284	1:04.953
24	2:02.026	1:12.279
11	2:01.649	1:13.169
79	2:03.010	1:26.292
17	2:02.623	1:27.111
21	2:03.511	1:28.662
25	2:28.744	2 Laps
10	2:03.273	1:30.501
18	2:04.176	1:45.760
43	2:04.015	1:47.918

Num	T. Vta.	Dif
Vta 15		
19	1:57.414	
20	2:06.170	1 Lap
14	2:06.323	1 Lap
3	2:06.466	1 Lap
2	1:59.493	19.141
1	1:58.723	20.980
8	1:58.735	21.365
4	1:58.647	33.361
7	1:57.847	35.163
12	1:59.442	38.624
16	2:07.756	1 Lap
23	2:08.536	1 Lap
93	2:07.642	1 Lap
13	2:01.252	1:00.547
22	2:01.976	1:09.515
15	2:10.691	1 Lap
51	2:10.693	1 Lap
24	2:02.742	1:17.607
11	2:02.228	1:17.983
79	2:03.101	1:31.979
17	2:03.053	1:32.750
21	2:03.539	1:34.787
10	2:03.221	1:36.308
18	2:03.767	1:52.113
43	2:05.040	1:55.544

Num	T. Vta.	Dif
Vta 16		
19	1:57.593	
20	2:05.902	1 Lap
25	2:42.467	3 Laps
14	2:06.126	1 Lap
2	1:59.910	21.458

Num	T. Vta.	Dif
1	1:59.257	22.644
8	1:59.478	23.250
3	2:06.606	1 Lap
4	1:57.566	33.334
7	1:57.890	35.460
12	2:00.019	41.050
16	2:06.172	1 Lap
23	2:07.905	1 Lap
93	2:07.065	1 Lap
13	1:59.764	1:02.718
22	2:02.009	1:13.931
24	2:02.606	1:22.620
51	2:08.950	1 Lap
11	2:03.807	1:24.197
15	2:11.098	1 Lap
79	2:02.999	1:37.385
17	2:04.143	1:39.300
21	2:03.838	1:41.032
10	2:03.129	1:41.844

Num	T. Vta.	Dif
Vta 17		
19	1:56.969	
18	2:04.854	1 Lap
43	2:06.523	1 Lap
20	2:05.653	1 Lap
8	1:58.658	24.939
2	2:01.421	25.910
1	2:01.633	27.308
14	2:07.081	1 Lap
3	2:05.836	1 Lap
4	1:57.578	33.943
7	1:57.878	36.369
12	1:59.212	43.293
16	2:06.285	1 Lap
23	2:07.682	1 Lap
13	1:59.832	1:05.581
93	2:07.975	1 Lap
22	2:02.925	1:19.887
24	2:02.549	1:28.200
11	2:02.077	1:29.305
51	2:09.651	1 Lap
15	2:09.717	1 Lap
79	2:03.113	1:43.529
17	2:02.813	1:45.144
21	2:03.776	1:47.839
10	2:03.760	1:48.635

Num	T. Vta.	Dif
Vta 18		
19	1:58.352	
18	2:04.863	1 Lap
43	2:05.876	1 Lap
8	1:57.815	24.402
2	1:58.684	26.242

Num	T. Vta.	Dif
1	1:58.998	27.954
20	2:06.463	1 Lap
4	1:58.747	34.338
7	1:57.886	35.903
14	2:05.822	1 Lap
3	2:08.190	1 Lap
12	1:58.985	43.926
16	2:07.058	1 Lap
13	2:02.281	1:09.510
23	2:09.439	1 Lap
93	2:07.162	1 Lap
22	2:02.475	1:24.010
24	2:02.521	1:32.369
6	16:18.325	8 Laps
11	2:02.607	1:33.560
51	2:09.203	1 Lap
79	2:02.514	1:47.691
15	2:08.944	1 Lap
17	2:02.729	1:49.521
21	2:03.930	1:53.417
10	2:04.136	1:54.419

Num	T. Vta.	Dif
Vta 19		
19	1:57.472	
18	2:04.852	1 Lap
43	2:06.590	1 Lap
8	1:58.503	25.433
1	1:57.687	28.169
2	1:59.528	28.298
4	1:58.403	35.269
7	1:57.770	36.201
20	2:08.134	1 Lap
14	2:06.195	1 Lap
12	1:59.787	46.241
3	2:06.628	1 Lap
13	2:00.780	1:12.818
16	2:07.003	1 Lap
23	2:08.447	1 Lap
93	2:06.531	1 Lap
22	2:02.194	1:28.732
24	2:03.026	1:37.923
11	2:02.403	1:38.491
6	2:04.208	8 Laps
79	2:02.774	1:52.993
17	2:04.037	1:56.086

Num	T. Vta.	Dif
Vta 20		
19	1:59.063	
51	2:10.521	2 Laps
21	2:04.395	1 Lap
15	2:10.138	2 Laps
10	2:04.671	1 Lap
25	7:54.876	6 Laps

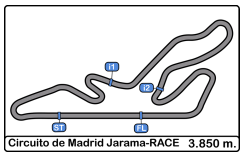

Circuito de Madrid Jarama - RACE

XI UV Endurance RACE Jarama

Carrera 8 horas resistencia

Análisis

Num	T. Vta.	Dif
18	2:04.661	1 Lap
8	1:59.101	25.471
1	1:58.321	27.427
2	1:59.308	28.543
43	2:08.432	1 Lap
4	1:57.838	34.044
7	1:58.072	35.210
12	1:58.633	45.811
20	2:06.247	1 Lap
14	2:06.754	1 Lap
3	2:05.801	1 Lap
13	2:00.092	1:13.847
16	2:06.753	1 Lap
22	2:01.170	1:30.839
23	2:08.617	1 Lap
93	2:10.101	1 Lap
6	1:59.022	8 Laps
24	2:03.088	1:41.948
11	2:03.199	1:42.627
79	2:03.107	1:57.037
Num	**T. Vta.**	**Dif**
Vta 21		
19	1:57.620	
17	2:04.360	1 Lap
21	2:04.411	1 Lap
10	2:04.370	1 Lap
51	2:09.979	2 Laps
15	2:09.795	2 Laps
8	1:58.814	26.665
1	1:57.981	27.788
2	1:58.322	29.245
18	2:07.107	1 Lap
4	1:57.790	34.214
7	1:57.963	35.553
43	2:05.377	1 Lap
12	1:59.409	47.600
20	2:05.815	1 Lap
14	2:06.206	1 Lap
3	2:06.241	1 Lap
13	2:00.626	1:16.853
16	2:07.026	1 Lap
22	2:02.069	1:35.288
6	1:57.148	8 Laps
11	2:02.092	1:47.099
23	2:09.260	1 Lap
24	2:03.102	1:47.430
93	2:09.969	1 Lap
Num	**T. Vta.**	**Dif**
Vta 22		
19	1:59.439	
79	2:05.504	1 Lap
17	2:03.003	1 Lap
21	2:03.885	1 Lap

Num	T. Vta.	Dif
10	2:03.920	1 Lap
51	2:09.056	2 Laps
15	2:08.471	2 Laps
8	1:57.944	25.170
1	1:57.529	25.878
2	1:58.794	28.600
4	1:58.310	33.085
7	1:58.058	34.172
18	2:06.531	1 Lap
43	2:03.604	1 Lap
12	1:59.339	47.500
20	2:05.651	1 Lap
14	2:05.583	1 Lap
3	2:06.172	1 Lap
13	2:00.112	1:17.526
22	2:01.399	1:37.248
6	1:57.986	8 Laps
16	2:06.667	1 Lap
11	2:03.093	1:50.753
24	2:03.360	1:51.351
23	2:07.924	1 Lap
Num	**T. Vta.**	**Dif**
Vta 23		
19	1:57.636	
93	2:07.830	2 Laps
79	2:02.716	1 Lap
17	2:02.525	1 Lap
21	2:04.380	1 Lap
10	2:04.151	1 Lap
8	2:00.495	28.029
1	1:59.867	28.109
2	1:59.193	30.157
4	1:59.087	34.536
7	1:58.933	35.469
15	2:10.844	2 Laps
51	2:12.971	2 Laps
18	2:03.929	1 Lap
43	2:04.623	1 Lap
20	2:06.105	1 Lap
14	2:05.594	1 Lap
13	1:59.961	1:19.851
3	2:06.397	1 Lap
25	7:02.742	8 Laps
6	1:56.483	8 Laps
22	2:02.602	1:42.214
16	2:08.178	1 Lap
24	2:02.653	1:56.368
11	2:03.712	1:56.829
Num	**T. Vta.**	**Dif**
Vta 24		
19	1:57.033	
23	2:09.673	2 Laps
93	2:07.105	2 Laps

Num	T. Vta.	Dif
79	2:02.122	1 Lap
17	2:02.784	1 Lap
21	2:03.535	1 Lap
10	2:04.157	1 Lap
1	1:58.502	29.578
8	1:59.603	30.599
2	1:59.401	32.525
4	1:57.646	35.149
7	1:57.895	36.331
15	2:09.099	2 Laps
51	2:09.524	2 Laps
18	2:03.553	1 Lap
43	2:04.987	1 Lap
20	2:06.273	1 Lap
13	2:00.452	1:23.270
14	2:05.536	1 Lap
3	2:05.673	1 Lap
6	1:56.439	8 Laps
22	2:01.859	1:47.040
Num	**T. Vta.**	**Dif**
Vta 25		
19	1:56.499	
16	2:07.466	2 Laps
24	2:03.493	1 Lap
11	2:03.462	1 Lap
12	5:11.484	2 Laps
79	2:02.803	1 Lap
23	2:09.423	2 Laps
17	2:02.763	1 Lap
93	2:09.517	2 Laps
1	1:58.004	31.083
21	2:04.661	1 Lap
8	1:59.963	34.063
2	1:58.664	34.690
4	1:57.825	36.475
7	1:57.836	37.668
10	2:06.846	1 Lap
18	2:03.319	1 Lap
15	2:10.245	2 Laps
51	2:10.215	2 Laps
43	2:04.982	1 Lap
13	2:01.113	1:27.884
20	2:05.741	1 Lap
14	2:05.099	1 Lap
6	1:57.816	8 Laps
3	2:06.218	1 Lap
22	2:01.608	1:52.149
24	2:03.861	2:10.190
11	2:03.685	2:10.444
16	2:09.126	1 Lap
79	2:02.922	2:24.877
17	2:03.360	2:27.591

Num	T. Vta.	Dif
Vta 26		
1	1:58.975	
23	2:08.328	2 Laps
8	1:58.600	02.605
2	1:58.549	03.181
93	2:11.072	2 Laps
4	2:00.019	06.436
7	1:59.232	06.842
21	2:05.983	1 Lap
10	2:04.032	1 Lap
18	2:03.975	1 Lap
15	2:08.835	2 Laps
43	2:03.863	1 Lap
51	2:10.567	2 Laps
13	2:01.764	59.590
6	1:58.489	8 Laps
20	2:06.709	1 Lap
14	2:05.370	1 Lap
3	2:06.070	1 Lap
22	2:02.448	1:24.539
24	2:03.828	1:43.960
11	2:03.846	1:44.232
16	2:06.746	1 Lap
79	2:02.741	1:57.560
Num	**T. Vta.**	**Dif**
Vta 27		
1	1:59.052	
8	1:58.671	02.224
2	1:58.790	02.919
17	2:05.391	1 Lap
4	1:59.778	07.162
7	1:59.875	07.665
23	2:09.259	2 Laps
21	2:04.507	1 Lap
93	2:09.087	2 Laps
10	2:04.012	1 Lap
18	2:04.727	1 Lap
19	5:13.679	1 Lap
43	2:04.243	1 Lap
15	2:08.887	2 Laps
51	2:09.481	2 Laps
13	2:02.110	1:02.648
6	1:56.783	8 Laps
20	2:06.211	1 Lap
14	2:05.808	1 Lap
3	2:06.056	1 Lap
22	2:02.619	1:28.106
12	5:55.495	3 Laps
24	2:03.468	1:48.376
11	2:03.482	1:48.662
Num	**T. Vta.**	**Dif**
Vta 28		
1	1:59.263	

Num	T. Vta.	Dif
16	2:07.485	2 Laps
8	1:58.897	01.858
2	1:59.143	02.799
79	2:04.363	1 Lap
4	1:58.593	06.492
7	1:59.036	07.438
17	2:04.629	1 Lap
21	2:05.423	1 Lap
23	2:08.518	2 Laps
10	2:04.606	1 Lap
93	2:07.943	2 Laps
18	2:04.193	1 Lap
43	2:05.776	1 Lap
15	2:08.867	2 Laps
6	1:58.498	8 Laps
13	2:02.664	1:06.049
51	2:10.575	2 Laps
20	2:06.283	1 Lap
14	2:05.901	1 Lap
22	2:01.245	1:30.088
3	2:06.130	1 Lap
12	2:02.207	3 Laps
24	2:03.794	1:52.907
11	2:03.876	1:53.275
25	10:47.655	12 Laps
Num	**T. Vta.**	**Dif**
Vta 29		
1	1:59.130	
8	1:59.440	02.168
2	1:59.733	03.402
4	2:00.778	08.140
79	2:03.846	1 Lap
7	2:00.099	08.407
17	2:02.568	1 Lap
16	2:11.888	2 Laps
21	2:04.734	1 Lap
10	2:05.414	1 Lap
23	2:08.878	2 Laps
93	2:07.250	2 Laps
18	2:04.319	1 Lap
43	2:05.286	1 Lap
6	1:57.772	8 Laps
13	2:02.750	1:09.669
15	2:09.735	2 Laps
51	2:09.492	2 Laps
14	2:05.568	1 Lap
20	2:06.673	1 Lap
22	2:02.137	1:33.095
3	2:05.649	1 Lap
12	2:01.297	3 Laps
24	2:03.413	1:57.190
11	2:03.382	1:57.527

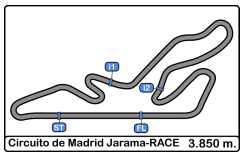

Circuito de Madrid Jarama - RACE

XI UV Endurance RACE Jarama

Carrera 8 horas resistencia

Análisis

Num	T. Vta.	Dif
Vta 30		
1	1:59.016	
8	1:58.921	02.073
2	1:59.424	03.810
4	1:59.135	08.259
7	1:59.197	08.588
79	2:03.577	1 Lap
9	59:45.457	29 Laps
17	2:02.730	1 Lap
16	2:18.817	2 Laps
21	2:04.648	1 Lap
10	2:04.107	1 Lap
23	2:07.929	2 Laps
93	2:06.936	2 Laps
19	5:57.252	3 Laps
25	2:59.522	13 Laps
6	1:57.275	8 Laps
43	2:06.768	1 Lap
13	2:02.070	1:12.723
15	2:09.043	2 Laps
51	2:09.526	2 Laps
14	2:05.488	1 Lap
20	2:05.458	1 Lap
22	2:05.993	1:40.072
12	2:02.138	3 Laps
3	2:06.402	1 Lap
Num	**T. Vta.**	**Dif**
Vta 31		
1	2:00.187	
8	1:59.660	01.546
2	1:59.080	02.703
24	2:05.545	1 Lap
11	2:05.780	1 Lap
7	1:59.431	07.832
4	2:00.961	09.033
9	2:08.046	29 Laps
17	2:06.532	1 Lap
21	2:08.756	1 Lap
10	2:09.047	1 Lap
16	2:10.671	2 Laps
23	2:09.019	2 Laps
19	2:07.801	3 Laps
93	2:12.398	2 Laps
6	1:58.966	8 Laps
43	2:06.965	1 Lap
13	2:03.669	1:16.205
15	2:09.916	2 Laps
51	2:13.931	2 Laps
14	2:20.534	1 Lap
20	2:21.387	1 Lap
22	2:17.703	1:57.588
12	2:16.785	3 Laps
3	2:16.142	1 Lap

Num	T. Vta.	Dif
Vta 32		
8	2:24.195	
2	2:29.111	06.073
79	4:25.595	2 Laps
24	3:35.671	1 Lap
7	3:32.287	1:14.378
4	3:31.997	1:15.289
9	3:20.000	29 Laps
17	3:20.084	1 Lap
10	3:02.909	1 Lap
23	2:57.665	2 Laps
21	3:06.172	1 Lap
19	2:55.598	3 Laps
93	2:55.351	2 Laps
43	2:34.653	1 Lap
13	2:34.159	1:24.623
15	2:20.743	2 Laps
51	2:13.031	2 Laps
14	2:24.370	1 Lap
20	2:24.499	1 Lap
22	2:25.328	1:57.175
12	2:24.733	3 Laps
3	2:23.916	1 Lap
Num	**T. Vta.**	**Dif**
Vta 33		
8	2:20.689	
2	2:15.689	01.073
1	5:07.003	1 Lap
24	3:35.865	1 Lap
7	3:35.731	2:29.420
4	3:35.740	2:30.340
9	3:35.642	29 Laps
17	3:35.306	1 Lap
10	3:35.260	1 Lap
19	3:33.126	3 Laps
23	3:34.936	2 Laps
93	3:33.655	2 Laps
43	3:33.597	1 Lap
13	3:33.774	2:37.708
15	3:33.605	2 Laps
51	3:31.720	2 Laps
14	3:06.509	1 Lap
20	3:05.651	1 Lap
22	3:04.789	2:41.275
12	3:05.742	3 Laps
3	3:05.727	1 Lap
21	3:43.242	1 Lap
Num	**T. Vta.**	**Dif**
Vta 34		
8	2:45.121	
2	2:44.781	00.733
16	7:01.765	4 Laps
6	7:12.020	10 Laps

Num	T. Vta.	Dif
24	2:09.349	1 Lap
7	2:09.196	1:53.495
4	2:09.424	1:54.643
9	2:09.565	29 Laps
17	2:09.767	1 Lap
10	2:20.793	1 Lap
23	2:20.589	2 Laps
19	2:21.953	3 Laps
93	2:21.089	2 Laps
43	2:21.480	1 Lap
13	2:20.963	2:13.550
15	2:21.164	2 Laps
11	9:43.827	3 Laps
51	2:22.876	2 Laps
14	2:24.579	1 Lap
20	2:25.404	1 Lap
22	2:26.422	2:22.576
12	2:25.607	3 Laps
3	2:26.555	1 Lap
21	2:26.646	1 Lap
Num	**T. Vta.**	**Dif**
Vta 35		
8	4:03.727	
2	4:04.074	01.080
79	8:59.105	4 Laps
1	6:31.689	2 Laps
24	2:15.077	1 Lap
7	2:15.327	05.095
4	2:15.394	06.310
9	2:15.569	29 Laps
17	2:15.435	1 Lap
10	2:12.013	1 Lap
23	2:13.432	2 Laps
19	2:13.539	3 Laps
93	2:14.159	2 Laps
43	2:13.240	1 Lap
13	2:13.320	23.143
15	2:13.226	2 Laps
51	2:12.612	2 Laps
14	2:11.769	1 Lap
20	2:10.846	1 Lap
22	2:09.570	28.419
12	2:09.329	3 Laps
3	2:08.414	1 Lap
21	2:07.936	1 Lap
25	14:00.478	17 Laps
6	4:51.260	10 Laps
Num	**T. Vta.**	**Dif**
Vta 36		
8	2:57.033	
2	2:56.375	00.422
79	2:56.125	4 Laps
1	2:55.241	2 Laps

Num	T. Vta.	Dif
24	2:54.973	1 Lap
7	2:54.660	02.722
4	2:54.227	03.504
9	2:54.374	29 Laps
17	2:54.213	1 Lap
10	2:45.040	1 Lap
23	2:44.093	2 Laps
19	2:43.528	3 Laps
93	2:42.935	2 Laps
43	2:43.124	1 Lap
13	2:43.306	09.416
15	2:43.922	2 Laps
51	2:42.682	2 Laps
14	2:42.116	1 Lap
20	2:41.833	1 Lap
22	2:41.730	13.116
12	2:42.153	3 Laps
3	2:42.461	1 Lap
21	2:43.899	1 Lap
6	2:16.751	10 Laps
11	5:33.670	4 Laps
25	2:45.981	17 Laps
Num	**T. Vta.**	**Dif**
Vta 37		
8	1:59.436	
2	1:59.857	00.843
1	1:59.701	2 Laps
7	1:59.290	02.576
19	1:57.578	3 Laps
4	2:02.685	06.753
9	2:03.066	29 Laps
24	2:05.867	1 Lap
17	2:04.524	1 Lap
79	2:09.406	4 Laps
10	2:05.693	1 Lap
43	2:03.370	1 Lap
13	2:02.947	12.927
22	2:02.001	15.681
23	2:10.246	2 Laps
93	2:10.178	2 Laps
20	2:06.423	1 Lap
15	2:09.804	2 Laps
14	2:08.180	1 Lap
12	2:06.229	3 Laps
3	2:05.683	1 Lap
21	2:03.942	1 Lap
51	2:11.408	2 Laps
6	1:57.164	10 Laps
11	2:07.306	4 Laps
Num	**T. Vta.**	**Dif**
Vta 38		
8	1:58.575	
7	1:58.013	02.014

Num	T. Vta.	Dif
19	1:56.632	3 Laps
2	2:02.877	05.145
4	1:58.390	06.568
1	2:04.230	2 Laps
9	2:00.580	29 Laps
17	2:02.521	1 Lap
24	2:05.205	1 Lap
79	2:04.004	4 Laps
13	2:02.370	16.722
43	2:02.865	1 Lap
22	2:01.367	18.473
10	2:06.006	1 Lap
12	2:01.744	3 Laps
21	2:03.155	1 Lap
20	2:05.881	1 Lap
23	2:09.055	2 Laps
14	2:06.743	1 Lap
3	2:07.766	1 Lap
93	2:11.937	2 Laps
51	2:08.856	2 Laps
6	1:56.454	10 Laps
11	2:06.614	4 Laps
Num	**T. Vta.**	**Dif**
Vta 39		
8	1:58.737	
7	1:57.291	00.568
19	1:55.717	3 Laps
4	1:58.292	06.123
2	2:00.434	06.842
1	1:59.161	2 Laps
9	2:01.545	29 Laps
17	2:02.414	1 Lap
13	2:01.292	19.277
24	2:04.848	1 Lap
22	2:01.935	21.671
43	2:05.205	1 Lap
79	2:06.188	4 Laps
10	2:03.843	1 Lap
12	2:00.450	3 Laps
21	2:03.017	1 Lap
20	2:04.455	1 Lap
14	2:05.058	1 Lap
23	2:09.088	2 Laps
3	2:08.362	1 Lap
6	1:58.580	10 Laps
93	2:09.301	2 Laps
51	2:09.664	2 Laps
15	4:47.604	3 Laps
11	2:05.817	4 Laps
19	1:56.440	2 Laps
Num	**T. Vta.**	**Dif**
Vta 40		
7	1:57.814	

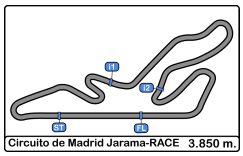

Circuito de Madrid Jarama - RACE
XI UV Endurance RACE Jarama
Carrera 8 horas resistencia
Análisis

Num	T. Vta.	Dif
8	2:00.189	01.807
4	1:58.216	05.957
1	1:58.240	2 Laps
2	2:00.093	08.553
9	2:02.279	29 Laps
17	2:03.036	1 Lap
13	2:01.710	22.605
22	2:00.236	23.525
24	2:05.319	1 Lap
43	2:05.671	1 Lap
79	2:05.295	4 Laps
12	2:03.810	3 Laps
10	2:05.741	1 Lap
21	2:03.223	1 Lap
20	2:05.145	1 Lap
6	1:58.386	10 Laps
14	2:05.937	1 Lap
23	2:09.835	2 Laps
93	2:07.660	2 Laps
51	2:09.101	2 Laps
11	2:05.697	4 Laps
19	1:56.538	2 Laps

Num	T. Vta.	Dif
Vta 41		
7	1:56.940	
8	1:58.496	03.363
4	1:59.082	08.099
1	1:58.104	2 Laps
2	1:58.192	09.805
9	2:02.123	29 Laps
13	2:00.348	26.013
22	2:01.614	28.199
17	2:04.383	1 Lap
12	2:00.569	3 Laps
24	2:06.344	1 Lap
79	2:04.501	4 Laps
10	2:04.829	1 Lap
21	2:03.093	1 Lap
6	1:57.544	10 Laps
43	2:10.372	1 Lap
20	2:06.773	1 Lap
14	2:07.290	1 Lap
3	4:13.665	2 Laps
23	2:08.108	2 Laps
93	2:07.818	2 Laps
51	2:09.594	2 Laps
11	2:05.296	4 Laps
19	1:57.281	2 Laps

Num	T. Vta.	Dif
Vta 42		
7	1:57.965	
8	1:59.058	04.456
4	1:58.265	08.399
1	1:58.674	2 Laps
2	1:59.270	11.110
9	2:01.801	29 Laps
13	2:01.441	29.489
17	2:03.271	1 Lap
12	2:00.063	3 Laps
6	2:01.115	10 Laps
24	2:06.452	1 Lap
79	2:06.391	4 Laps
10	2:05.583	1 Lap
21	2:04.792	1 Lap
43	2:07.434	1 Lap
20	2:06.946	1 Lap
14	2:09.384	1 Lap
23	2:08.867	2 Laps
93	2:08.912	2 Laps
51	2:09.938	2 Laps
11	2:04.884	4 Laps
15	6:33.754	5 Laps
19	1:58.420	2 Laps

Num	T. Vta.	Dif
Vta 43		
7	1:57.328	
8	1:58.442	05.570
4	1:58.070	09.141
1	1:58.710	2 Laps
2	1:59.583	13.365
9	2:01.841	29 Laps
13	2:00.983	33.144
12	2:00.542	3 Laps
17	2:04.077	1 Lap
6	1:56.984	10 Laps
79	2:04.463	4 Laps
24	2:06.129	1 Lap
10	2:04.738	1 Lap
21	2:04.745	1 Lap
43	2:07.605	1 Lap
20	2:07.992	1 Lap
14	2:08.761	1 Lap
23	2:08.541	2 Laps
93	2:08.545	2 Laps
22	4:53.871	1 Lap
51	2:10.482	2 Laps
19	1:57.383	2 Laps

Num	T. Vta.	Dif
Vta 44		
7	1:57.640	
15	2:07.866	6 Laps
8	1:59.164	07.094
4	1:57.820	09.321
1	1:58.021	2 Laps
2	1:58.128	13.853
9	2:01.850	29 Laps
13	2:02.147	37.651
12	2:00.405	3 Laps
6	1:57.359	10 Laps
17	2:03.286	1 Lap
10	2:04.294	1 Lap
21	2:04.398	1 Lap
24	2:07.251	1 Lap
79	2:14.071	4 Laps
43	2:07.735	1 Lap
20	2:07.104	1 Lap
14	2:07.723	1 Lap
23	2:08.851	2 Laps
93	2:08.165	2 Laps
51	2:10.345	2 Laps
16	24:27.233	13 Laps
19	1:57.488	2 Laps

Num	T. Vta.	Dif
Vta 45		
7	1:58.082	
8	1:58.879	07.891
4	1:58.502	09.741
1	1:58.134	2 Laps
11	4:31.340	6 Laps
2	1:58.288	14.059
15	2:07.821	6 Laps
9	2:01.968	29 Laps
13	2:00.963	40.532
6	1:57.268	10 Laps
12	2:02.898	3 Laps
17	2:02.363	1 Lap
10	2:03.595	1 Lap
21	2:04.050	1 Lap
24	2:06.734	1 Lap
79	2:04.349	4 Laps
43	2:07.118	1 Lap
20	2:08.786	1 Lap
14	2:07.157	1 Lap
23	2:08.322	2 Laps
93	2:08.462	2 Laps
19	1:57.787	2 Laps

Num	T. Vta.	Dif
Vta 46		
7	1:58.506	
51	2:11.225	3 Laps
8	1:58.553	07.938
4	1:59.441	10.676
1	1:58.558	2 Laps
16	2:16.321	14 Laps
2	1:59.150	14.703
15	2:06.347	6 Laps
9	2:02.212	29 Laps
6	1:57.202	10 Laps
18	38:08.004	17 Laps
13	2:01.902	43.928
12	1:59.728	3 Laps
17	2:03.008	1 Lap
10	2:04.083	1 Lap
21	2:03.796	1 Lap
79	2:04.076	4 Laps
43	2:07.689	1 Lap
20	2:07.583	1 Lap
24	2:26.933	1 Lap
14	2:06.966	1 Lap
23	2:08.342	2 Laps
19	1:58.520	2 Laps
93	2:08.348	2 Laps

Num	T. Vta.	Dif
Vta 47		
7	1:58.365	
8	1:58.776	08.349
22	6:36.223	4 Laps
4	1:58.755	11.066
1	1:59.162	2 Laps
51	2:11.512	3 Laps
2	2:00.924	17.262
15	2:07.294	6 Laps
6	1:57.315	10 Laps
16	2:27.390	14 Laps
9	2:01.908	29 Laps
13	2:01.429	46.992
12	2:03.159	3 Laps
17	2:03.505	1 Lap
10	2:03.318	1 Lap
21	2:03.410	1 Lap
79	2:04.514	4 Laps
43	2:08.058	1 Lap
20	2:08.272	1 Lap
14	2:08.067	1 Lap
19	1:57.558	2 Laps

Num	T. Vta.	Dif
Vta 48		
7	1:58.389	
23	2:09.095	3 Laps
8	1:58.641	08.601
93	2:09.608	3 Laps
4	1:58.134	10.811
1	1:59.578	2 Laps
22	2:06.707	4 Laps
2	2:00.264	19.137
51	2:10.591	3 Laps
15	2:07.135	6 Laps
6	1:57.901	10 Laps
9	2:00.825	29 Laps
13	2:01.519	50.122
11	6:45.295	8 Laps
12	2:08.120	3 Laps
17	2:03.559	1 Lap
10	2:03.495	1 Lap
21	2:04.426	1 Lap
79	2:03.835	4 Laps
16	3:02.498	14 Laps
43	2:08.474	1 Lap
18	5:07.042	18 Laps
19	1:58.558	2 Laps
3	14:47.723	8 Laps
20	2:10.623	1 Lap
14	2:07.252	1 Lap
1	1:59.341	1 Lap

Num	T. Vta.	Dif
Vta 49		
4	2:02.381	
23	2:09.327	3 Laps
2	2:00.030	05.975
93	2:11.494	3 Laps
22	2:06.411	4 Laps
51	2:10.907	3 Laps
6	1:56.995	10 Laps
15	2:07.877	6 Laps
9	2:01.016	29 Laps
13	2:01.014	37.944
11	2:04.043	8 Laps
10	2:03.818	1 Lap
21	2:02.884	1 Lap
12	2:24.435	3 Laps
79	2:04.920	4 Laps
19	1:58.064	2 Laps
43	2:08.109	1 Lap
16	2:16.028	14 Laps
3	2:09.375	8 Laps
20	2:09.119	1 Lap
14	2:07.307	1 Lap
1	2:01.289	1 Lap
8	4:06.110	2:01.519

Num	T. Vta.	Dif
Vta 50		
4	2:01.746	
2	1:58.990	03.219
23	2:07.785	3 Laps
93	2:08.667	3 Laps
22	2:05.666	4 Laps
6	1:56.988	10 Laps
7	4:40.202	1 Lap
51	2:12.310	3 Laps
9	2:01.203	29 Laps
13	2:00.768	36.966
15	2:07.864	6 Laps
11	2:04.315	8 Laps
12	2:01.639	3 Laps
10	2:05.041	1 Lap

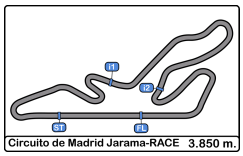

Circuito de Madrid Jarama - RACE

XI UV Endurance RACE Jarama

Carrera 8 horas resistencia

Análisis

Num	T. Vta.	Dif
21	2:04.874	1 Lap
79	2:04.266	4 Laps
19	1:58.216	2 Laps
1	1:59.996	1 Lap
14	2:06.856	1 Lap
Num	**T. Vta.**	**Dif**
Vta 51		
2	1:59.716	
16	2:16.275	15 Laps
3	2:12.186	9 Laps
20	2:12.181	2 Laps
6	1:57.950	10 Laps
23	2:08.869	3 Laps
93	2:10.202	3 Laps
17	5:35.971	3 Laps
22	2:17.895	4 Laps
9	2:00.997	29 Laps
13	2:01.586	35.617
15	2:07.027	6 Laps
51	2:16.161	3 Laps
11	2:03.738	8 Laps
12	2:00.037	3 Laps
10	2:03.040	1 Lap
21	2:03.500	1 Lap
79	2:03.626	4 Laps
19	1:57.917	2 Laps
1	1:58.974	1 Lap
Num	**T. Vta.**	**Dif**
Vta 52		
2	1:59.274	
18	6:28.147	21 Laps
14	2:08.461	2 Laps
6	1:58.157	10 Laps
3	2:10.287	9 Laps
20	2:10.184	2 Laps
16	2:17.363	15 Laps
4	4:29.252	1 Lap
93	2:08.034	3 Laps
43	4:52.247	3 Laps
9	2:01.010	29 Laps
13	2:04.186	40.529
15	2:06.757	6 Laps
22	2:29.609	4 Laps
11	2:03.324	8 Laps
12	2:01.178	3 Laps
10	2:03.510	1 Lap
21	2:03.029	1 Lap
19	1:58.741	2 Laps
79	2:04.750	4 Laps
1	1:59.722	1 Lap

Num	T. Vta.	Dif
Vta 53		
2	1:58.136	
6	1:58.543	10 Laps
14	2:07.750	2 Laps
18	2:14.724	21 Laps
3	2:10.131	9 Laps
20	2:10.368	2 Laps
16	2:16.165	15 Laps
9	2:01.788	29 Laps
93	2:11.747	3 Laps
13	2:03.754	46.147
23	4:31.036	4 Laps
7	6:30.189	3 Laps
15	2:06.789	6 Laps
11	2:03.612	8 Laps
22	2:05.575	4 Laps
12	2:01.734	3 Laps
8	7:20.164	3 Laps
10	2:04.145	1 Lap
21	2:03.801	1 Lap
19	1:58.073	2 Laps
79	2:03.239	4 Laps
51	5:01.523	4 Laps
1	1:59.768	1 Lap
Num	**T. Vta.**	**Dif**
Vta 54		
2	1:59.313	
6	1:57.283	10 Laps
17	5:47.665	5 Laps
14	2:07.462	2 Laps
18	2:12.860	21 Laps
3	2:09.605	9 Laps
20	2:09.530	2 Laps
9	2:01.497	29 Laps
13	2:04.205	51.039
16	2:17.969	15 Laps
7	2:01.308	3 Laps
15	2:06.992	6 Laps
11	2:03.043	8 Laps
22	2:04.354	4 Laps
12	2:00.359	3 Laps
19	1:57.878	2 Laps
8	2:10.052	3 Laps
21	2:03.122	1 Lap
79	2:03.052	4 Laps
1	1:58.522	1 Lap
Num	**T. Vta.**	**Dif**
Vta 55		
2	1:59.586	
6	1:56.855	10 Laps
17	2:10.981	5 Laps
14	2:10.007	2 Laps
9	2:01.143	29 Laps

Num	T. Vta.	Dif
18	2:12.635	21 Laps
3	2:10.238	9 Laps
20	2:11.362	2 Laps
13	2:03.082	54.535
7	2:00.113	3 Laps
16	2:13.932	15 Laps
4	6:43.739	3 Laps
11	2:06.311	8 Laps
15	2:08.515	6 Laps
22	2:04.783	4 Laps
12	2:00.976	3 Laps
43	6:47.621	5 Laps
19	1:58.278	2 Laps
21	2:03.980	1 Lap
8	2:08.678	3 Laps
79	2:03.529	4 Laps
93	5:05.987	4 Laps
1	1:57.968	1 Lap
Num	**T. Vta.**	**Dif**
Vta 56		
2	1:58.636	
6	1:56.619	10 Laps
17	2:08.889	5 Laps
9	2:02.052	29 Laps
14	2:10.191	2 Laps
10	5:26.689	3 Laps
3	2:09.214	9 Laps
20	2:08.083	2 Laps
7	2:00.035	3 Laps
13	2:04.747	1:00.646
18	2:14.581	21 Laps
4	1:59.438	3 Laps
11	2:03.486	8 Laps
12	2:01.974	3 Laps
15	2:06.784	6 Laps
22	2:05.560	4 Laps
19	1:58.789	2 Laps
16	2:18.413	15 Laps
21	2:04.325	1 Lap
43	2:15.833	5 Laps
8	2:09.103	3 Laps
79	2:02.872	4 Laps
1	1:59.547	1 Lap
23	7:06.376	6 Laps
Num	**T. Vta.**	**Dif**
Vta 57		
2	1:59.202	
6	1:56.670	10 Laps
17	2:07.595	5 Laps
9	2:00.839	29 Laps
7	1:59.381	3 Laps
14	2:12.407	2 Laps
13	2:03.350	1:04.794

Num	T. Vta.	Dif
3	2:10.169	9 Laps
20	2:09.897	2 Laps
4	1:59.866	3 Laps
18	2:14.476	21 Laps
12	2:00.757	3 Laps
19	1:57.690	2 Laps
11	2:04.822	8 Laps
22	2:04.561	4 Laps
15	2:06.965	6 Laps
21	2:04.641	1 Lap
16	2:15.169	15 Laps
43	2:11.664	5 Laps
79	2:03.675	4 Laps
1	1:59.357	1 Lap
Num	**T. Vta.**	**Dif**
Vta 58		
2	1:57.926	
8	2:09.725	4 Laps
6	1:57.870	10 Laps
23	2:09.713	7 Laps
9	2:02.684	29 Laps
17	2:09.415	5 Laps
7	1:59.195	3 Laps
13	2:04.600	1:11.468
14	2:09.457	2 Laps
4	1:58.721	3 Laps
20	2:04.966	2 Laps
3	2:10.775	9 Laps
19	1:57.296	2 Laps
12	2:01.062	3 Laps
18	2:15.495	21 Laps
11	2:06.106	8 Laps
22	2:03.418	4 Laps
15	2:06.386	6 Laps
21	2:04.575	1 Lap
1	1:59.430	1 Lap
Num	**T. Vta.**	**Dif**
Vta 59		
2	2:02.052	
6	1:58.600	10 Laps
16	2:15.194	16 Laps
79	2:06.396	5 Laps
8	2:09.668	4 Laps
43	2:15.947	6 Laps
93	6:24.026	7 Laps
23	2:09.645	7 Laps
9	2:00.892	29 Laps
51	11:02.525	9 Laps
7	2:00.244	3 Laps
17	2:08.102	5 Laps
4	2:02.328	3 Laps
14	2:10.867	2 Laps
19	1:58.210	2 Laps

Num	T. Vta.	Dif
20	2:09.398	2 Laps
10	6:27.481	5 Laps
12	2:00.471	3 Laps
3	2:10.968	9 Laps
11	2:03.675	8 Laps
22	2:03.940	4 Laps
18	2:09.082	21 Laps
15	2:07.480	6 Laps
1	1:59.162	1 Lap
21	2:05.145	1 Lap
Num	**T. Vta.**	**Dif**
Vta 60		
2	1:58.196	
6	1:56.735	10 Laps
79	2:03.602	5 Laps
16	2:13.671	16 Laps
8	2:06.715	4 Laps
43	2:10.822	6 Laps
93	2:10.293	7 Laps
23	2:09.589	7 Laps
9	2:01.360	29 Laps
7	1:59.494	3 Laps
51	2:11.905	9 Laps
17	2:07.146	5 Laps
4	1:59.256	3 Laps
19	1:57.622	2 Laps
12	2:02.410	3 Laps
20	2:06.507	2 Laps
10	2:08.355	5 Laps
3	2:08.545	9 Laps
11	2:03.098	8 Laps
13	4:32.959	1 Lap
22	2:04.696	4 Laps
18	2:09.234	21 Laps
1	1:58.819	1 Lap
15	2:07.001	6 Laps
6	1:56.591	9 Laps
21	2:05.527	1 Lap
79	2:03.705	4 Laps
8	2:06.109	3 Laps
16	2:10.927	15 Laps
43	2:10.232	5 Laps
23	2:09.419	6 Laps
93	2:10.547	6 Laps
9	2:01.000	28 Laps
7	1:59.474	2 Laps
4	2:00.907	2 Laps
19	1:57.793	1 Lap
17	2:09.674	4 Laps
51	2:19.160	8 Laps
12	2:01.112	2 Laps
20	2:08.189	1 Lap
10	2:08.642	4 Laps

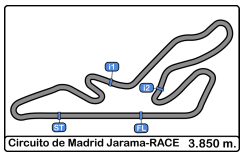

Circuito de Madrid Jarama - RACE

XI UV Endurance RACE Jarama

Carrera 8 horas resistencia

Análisis

Num	T. Vta.	Dif
25	50:23.262	40 Laps
11	2:03.261	7 Laps
22	2:03.703	3 Laps
3	2:10.177	8 Laps
14	4:30.018	2 Laps
1	2:00.333	3:55.584
6	1:59.301	8 Laps
15	2:07.289	5 Laps
18	2:10.900	20 Laps
79	2:02.799	3 Laps
Num	**T. Vta.**	**Dif**
Vta 61		
2	4:18.873	
8	2:07.107	3 Laps
16	2:09.500	15 Laps
43	2:10.491	5 Laps
23	2:08.948	6 Laps
93	2:08.979	6 Laps
9	2:01.296	28 Laps
7	1:59.261	2 Laps
19	1:57.354	1 Lap
4	1:59.886	2 Laps
17	2:06.741	4 Laps
12	2:01.114	2 Laps
20	2:07.213	1 Lap
11	2:06.206	7 Laps
10	2:10.058	4 Laps
22	2:04.760	3 Laps
6	1:57.766	8 Laps
1	2:00.448	1:37.159
3	2:10.369	8 Laps
25	2:18.695	40 Laps
15	2:06.794	5 Laps
18	2:06.958	20 Laps
79	2:04.837	3 Laps
8	2:06.894	2 Laps
16	2:10.467	14 Laps
43	2:09.616	4 Laps
23	2:08.716	5 Laps
93	2:08.483	5 Laps
9	2:01.154	27 Laps
7	1:59.871	1 Lap
19	1:57.888	2:55.756
4	1:59.986	1 Lap
51	3:52.956	8 Laps
12	2:01.385	1 Lap
17	2:08.222	3 Laps
6	1:57.745	7 Laps
20	2:07.701	3:36.040
Num	**T. Vta.**	**Dif**
Vta 62		
1	1:59.766	
11	2:04.651	7 Laps

Num	T. Vta.	Dif
22	2:04.346	3 Laps
10	2:09.306	4 Laps
3	2:09.653	8 Laps
15	2:06.708	5 Laps
18	2:07.117	20 Laps
25	2:16.576	40 Laps
79	2:03.595	3 Laps
21	6:26.817	2 Laps
8	2:04.985	2 Laps
7	1:59.775	1 Lap
16	2:12.434	14 Laps
9	2:03.118	27 Laps
43	2:11.111	4 Laps
23	2:10.351	5 Laps
93	2:10.050	5 Laps
19	1:58.099	1:16.930
4	1:59.150	1 Lap
51	2:10.288	8 Laps
12	2:01.034	1 Lap
17	2:07.088	3 Laps
6	1:56.986	7 Laps
Num	**T. Vta.**	**Dif**
Vta 63		
1	1:59.445	
20	2:06.958	1 Lap
11	2:05.276	7 Laps
22	2:04.282	3 Laps
13	8:18.149	3 Laps
10	2:07.773	4 Laps
3	2:09.661	8 Laps
15	2:06.560	5 Laps
18	2:07.380	20 Laps
79	2:04.506	3 Laps
25	2:15.451	40 Laps
8	2:06.192	2 Laps
7	2:00.003	1 Lap
9	2:00.808	27 Laps
2	6:50.792	1 Lap
14	7:18.390	4 Laps
16	2:13.479	14 Laps
93	2:08.910	5 Laps
4	2:00.741	1 Lap
43	2:13.212	4 Laps
23	2:12.096	5 Laps
51	2:10.921	8 Laps
6	1:57.459	7 Laps
17	2:07.426	3 Laps
Num	**T. Vta.**	**Dif**
Vta 64		
1	1:58.708	
13	2:02.113	3 Laps
22	2:04.240	3 Laps
20	2:07.795	1 Lap

Num	T. Vta.	Dif
10	2:07.899	4 Laps
3	2:08.731	8 Laps
15	2:06.738	5 Laps
79	2:03.171	3 Laps
18	2:07.200	20 Laps
25	2:15.379	40 Laps
8	2:06.118	2 Laps
7	1:59.363	1 Lap
9	2:00.977	27 Laps
2	1:59.593	1 Lap
4	2:00.564	1 Lap
14	2:14.252	4 Laps
43	2:11.528	4 Laps
23	2:11.812	5 Laps
16	2:16.887	14 Laps
6	1:59.132	7 Laps
19	4:41.331	1 Lap
Num	**T. Vta.**	**Dif**
Vta 65		
1	2:01.684	
51	2:13.267	9 Laps
17	2:07.973	4 Laps
12	4:26.333	3 Laps
13	2:02.173	3 Laps
22	2:03.132	3 Laps
93	3:05.038	6 Laps
21	5:57.083	4 Laps
10	2:09.442	4 Laps
79	2:03.747	3 Laps
15	2:07.572	5 Laps
18	2:05.580	20 Laps
3	2:11.234	8 Laps
7	2:00.383	1 Lap
8	2:05.612	2 Laps
9	2:02.101	27 Laps
25	2:16.519	40 Laps
2	1:58.829	1 Lap
4	1:58.932	1 Lap
14	2:14.240	4 Laps
23	2:09.161	5 Laps
43	2:10.813	4 Laps
6	1:56.844	7 Laps
16	2:11.219	14 Laps
Num	**T. Vta.**	**Dif**
Vta 66		
1	2:00.533	
20	3:56.267	2 Laps
17	2:09.122	4 Laps
13	2:02.216	3 Laps
11	6:06.893	9 Laps
51	2:13.607	9 Laps
22	2:03.406	3 Laps
10	2:07.452	4 Laps

Num	T. Vta.	Dif
21	2:08.552	4 Laps
79	2:03.468	3 Laps
15	2:06.706	5 Laps
18	2:06.792	20 Laps
3	2:09.606	8 Laps
7	1:59.010	1 Lap
2	1:58.706	1 Lap
8	2:05.168	2 Laps
4	1:58.886	1 Lap
25	2:14.801	40 Laps
6	1:57.719	7 Laps
23	2:09.225	5 Laps
43	2:09.838	4 Laps
14	2:12.675	4 Laps
16	2:10.942	14 Laps
Num	**T. Vta.**	**Dif**
Vta 67		
1	1:58.843	
13	2:01.861	3 Laps
17	2:07.653	4 Laps
22	2:05.612	3 Laps
51	2:09.824	9 Laps
10	2:07.202	4 Laps
21	2:07.833	4 Laps
79	2:06.872	3 Laps
15	2:06.940	5 Laps
18	2:06.430	20 Laps
7	1:59.700	1 Lap
3	2:09.823	8 Laps
2	1:58.215	1 Lap
9	4:06.112	28 Laps
8	2:05.170	2 Laps
4	1:57.817	1 Lap
25	2:15.282	40 Laps
6	1:58.172	7 Laps
Num	**T. Vta.**	**Dif**
Vta 68		
1	1:59.678	
23	2:09.853	6 Laps
43	2:09.266	5 Laps
16	2:10.212	15 Laps
14	2:12.344	5 Laps
13	2:00.742	3 Laps
17	2:07.138	4 Laps
22	2:06.281	3 Laps
19	6:36.321	4 Laps
51	2:10.384	9 Laps
10	2:10.868	4 Laps
21	2:10.339	4 Laps
7	2:01.250	1 Lap
15	2:06.890	5 Laps
18	2:07.280	20 Laps
12	6:58.795	5 Laps

Num	T. Vta.	Dif
2	1:59.129	1 Lap
3	2:10.406	8 Laps
4	2:00.137	1 Lap
8	2:05.501	2 Laps
6	1:57.626	7 Laps
25	2:15.348	40 Laps
Num	**T. Vta.**	**Dif**
Vta 69		
1	1:58.744	
23	2:09.309	6 Laps
43	2:08.951	5 Laps
13	2:01.313	3 Laps
16	2:09.111	15 Laps
14	2:13.016	5 Laps
22	2:04.523	3 Laps
17	2:12.889	4 Laps
19	2:09.101	4 Laps
51	2:09.083	9 Laps
11	6:42.825	11 Laps
7	1:59.780	1 Lap
10	2:07.695	4 Laps
21	2:07.208	4 Laps
2	1:58.892	1 Lap
15	2:06.442	5 Laps
18	2:06.366	20 Laps
4	1:59.778	1 Lap
3	2:10.372	8 Laps
8	2:04.881	2 Laps
6	1:58.043	7 Laps
20	7:29.960	4 Laps
Num	**T. Vta.**	**Dif**
Vta 70		
1	2:00.083	
79	5:20.016	5 Laps
25	2:14.845	41 Laps
23	2:10.154	6 Laps
13	2:08.853	3 Laps
43	2:16.920	5 Laps
14	2:18.379	5 Laps
22	2:12.480	3 Laps
93	10:39.050	10 Laps
19	2:22.804	4 Laps
17	2:26.999	4 Laps
51	2:23.709	9 Laps
11	2:18.066	11 Laps
10	2:13.808	4 Laps
21	2:14.165	4 Laps
15	2:11.343	5 Laps
18	2:10.765	20 Laps
8	2:10.185	2 Laps
3	2:26.656	8 Laps
20	2:39.238	4 Laps
25	3:37.290	40 Laps

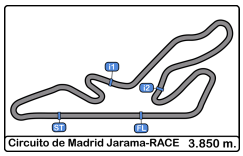

Circuito de Madrid Jarama - RACE

XI UV Endurance RACE Jarama

Carrera 8 horas resistencia

Análisis

Num	T. Vta.	Dif
23	3:25.907	5 Laps
13	3:23.749	2 Laps
43	3:20.745	4 Laps
9	8:36.585	30 Laps
14	3:12.834	4 Laps
22	3:08.806	2 Laps
93	2:51.241	9 Laps
5	2:31:44.309	69 Laps
19	2:50.392	3 Laps
51	2:50.373	8 Laps
11	2:46.055	10 Laps
10	2:41.916	3 Laps
21	2:42.127	3 Laps
18	2:41.822	19 Laps
8	2:27.225	1 Lap
7	5:02.155	1 Lap
2	4:58.783	1 Lap
3	2:22.591	7 Laps
20	2:41.973	3 Laps
6	6:35.671	7 Laps
4	7:20.541	1 Lap
25	3:03.907	39 Laps
23	3:03.740	4 Laps
13	3:03.232	1 Lap
43	3:02.987	3 Laps
9	3:02.462	29 Laps
14	3:06.323	3 Laps
22	3:05.337	1 Lap
93	3:05.969	8 Laps
19	3:07.721	2 Laps
51	3:07.039	7 Laps
11	3:06.257	9 Laps
10	3:08.167	2 Laps
21	3:09.037	2 Laps
18	3:11.868	18 Laps
8	3:13.290	7:19.543
3	3:06.467	6 Laps
20	2:20.109	2 Laps
79	7:44.525	4 Laps
17	7:12.990	3 Laps
5	4:28.990	68 Laps
13	2:00.527	8:55.591
9	2:01.013	28 Laps
23	2:09.679	3 Laps
Num	**T. Vta.**	**Dif**
Vta 71		
1	9:06.828	
22	2:04.844	1 Lap
43	2:11.767	3 Laps
25	2:15.845	39 Laps
19	2:07.448	2 Laps
11	2:06.350	9 Laps
93	2:12.863	8 Laps

Num	T. Vta.	Dif
14	2:16.152	3 Laps
51	2:10.429	7 Laps
10	2:07.052	2 Laps
21	2:05.851	2 Laps
18	2:05.902	18 Laps
8	2:08.093	20.808
20	2:09.388	2 Laps
3	2:10.770	6 Laps
79	2:03.763	4 Laps
15	8:36.649	5 Laps
7	6:13.651	1 Lap
2	6:12.109	1 Lap
5	2:02.326	68 Laps
13	2:00.531	1:49.294
9	1:59.354	28 Laps
22	2:04.297	2:04.704
23	2:09.499	3 Laps
43	2:09.008	2 Laps
19	2:04.315	1 Lap
11	2:05.136	8 Laps
10	2:06.534	1 Lap
25	2:15.006	38 Laps
21	2:06.687	1 Lap
93	2:10.929	7 Laps
18	2:05.054	17 Laps
51	2:11.525	6 Laps
14	2:13.327	2 Laps
Num	**T. Vta.**	**Dif**
Vta 72		
8	2:05.880	
4	4:52.465	2 Laps
20	2:09.533	2 Laps
3	2:10.289	6 Laps
79	2:05.635	4 Laps
2	1:58.223	1 Lap
7	1:59.587	1 Lap
5	2:02.739	68 Laps
13	2:00.119	1:22.725
6	6:40.846	8 Laps
9	1:59.560	28 Laps
1	3:53.508	1:26.820
15	3:10.867	5 Laps
22	2:04.632	1:42.648
17	4:55.146	4 Laps
23	2:08.534	3 Laps
19	2:04.438	1 Lap
11	2:03.464	8 Laps
43	2:10.237	2 Laps
10	2:06.566	1 Lap
21	2:06.051	1 Lap
18	2:05.172	17 Laps
4	2:00.959	1 Lap
93	2:11.135	7 Laps

Num	T. Vta.	Dif
Vta 73		
8	2:06.221	
25	2:15.548	39 Laps
51	2:11.025	7 Laps
14	2:13.717	3 Laps
20	2:09.078	2 Laps
3	2:09.417	6 Laps
2	1:59.273	1 Lap
7	1:58.977	1 Lap
5	2:00.770	68 Laps
9	1:59.935	28 Laps
13	2:00.743	1:17.247
1	2:00.780	1:21.379
6	2:10.550	8 Laps
15	2:07.991	5 Laps
22	2:04.794	1:41.221
11	2:04.573	8 Laps
17	2:11.010	4 Laps
23	2:13.448	3 Laps
4	2:02.296	1 Lap
43	2:09.617	2 Laps
21	2:06.992	1 Lap
10	2:09.047	1 Lap
18	2:08.276	17 Laps
19	2:19.413	1 Lap
Num	**T. Vta.**	**Dif**
Vta 74		
8	2:05.141	
93	2:09.490	8 Laps
51	2:08.573	7 Laps
25	2:16.420	39 Laps
14	2:12.622	3 Laps
20	2:10.944	2 Laps
3	2:09.822	6 Laps
2	1:58.004	1 Lap
7	1:58.783	1 Lap
5	2:00.771	68 Laps
13	2:00.590	1:12.696
9	2:01.619	28 Laps
1	1:58.497	1:14.735
6	2:07.266	8 Laps
22	2:04.622	1:40.702
15	2:07.609	5 Laps
11	2:04.901	8 Laps
4	1:59.506	1 Lap
17	2:08.983	4 Laps
23	2:09.383	3 Laps
21	2:06.813	1 Lap
43	2:10.272	2 Laps
10	2:07.379	1 Lap
18	2:07.611	17 Laps

Num	T. Vta.	Dif
Vta 75		
8	2:05.550	
93	2:08.586	8 Laps
51	2:08.670	7 Laps
14	2:11.591	3 Laps
19	2:29.169	2 Laps
20	2:11.069	2 Laps
2	1:58.254	1 Lap
25	2:17.004	39 Laps
3	2:11.125	6 Laps
7	1:58.369	1 Lap
5	2:00.859	68 Laps
13	1:59.278	1:06.424
1	1:57.915	1:07.100
9	2:00.053	28 Laps
6	2:04.334	8 Laps
22	2:04.869	1:40.021
15	2:07.959	5 Laps
11	2:02.944	8 Laps
4	1:59.558	1 Lap
17	2:06.946	4 Laps
21	2:05.425	1 Lap
23	2:10.097	3 Laps
10	2:08.027	1 Lap
43	2:08.845	2 Laps
Num	**T. Vta.**	**Dif**
Vta 76		
8	2:05.757	
18	2:08.114	18 Laps
93	2:09.018	8 Laps
51	2:08.929	7 Laps
2	1:59.916	1 Lap
7	1:59.874	1 Lap
19	2:05.284	2 Laps
14	2:13.259	3 Laps
20	2:09.964	2 Laps
3	2:10.227	6 Laps
25	2:17.812	39 Laps
5	2:01.405	68 Laps
1	1:58.544	59.887
13	2:00.409	1:01.076
9	1:59.705	28 Laps
6	2:03.602	8 Laps
22	2:04.418	1:38.682
4	2:00.576	1 Lap
11	2:03.206	8 Laps
15	2:08.547	5 Laps
17	2:07.759	4 Laps
21	2:05.688	1 Lap
Num	**T. Vta.**	**Dif**
Vta 77		
8	2:02.403	
10	2:07.141	2 Laps

Num	T. Vta.	Dif
18	2:07.198	18 Laps
23	2:10.804	4 Laps
43	2:10.767	3 Laps
93	2:08.427	8 Laps
7	1:59.332	1 Lap
51	2:08.192	7 Laps
2	2:01.229	1 Lap
19	2:03.752	2 Laps
20	2:09.355	2 Laps
14	2:10.560	3 Laps
3	2:08.382	6 Laps
5	2:02.008	68 Laps
25	2:16.318	39 Laps
1	1:57.609	55.093
9	1:59.349	28 Laps
13	2:00.626	59.299
6	2:04.398	8 Laps
4	1:59.690	1 Lap
22	2:05.038	1:41.317
11	2:03.128	8 Laps
15	2:08.075	5 Laps
17	2:07.663	4 Laps
21	2:05.647	1 Lap
Num	**T. Vta.**	**Dif**
Vta 78		
8	2:04.858	
10	2:06.731	2 Laps
18	2:07.133	18 Laps
7	1:59.943	1 Lap
2	2:00.495	1 Lap
43	2:09.327	3 Laps
23	2:12.051	4 Laps
93	2:09.308	8 Laps
51	2:09.115	7 Laps
19	2:03.675	2 Laps
5	2:02.796	68 Laps
20	2:08.851	2 Laps
3	2:09.782	6 Laps
14	2:11.283	3 Laps
1	1:59.104	49.339
9	1:59.765	28 Laps
13	2:00.526	54.967
25	2:16.047	39 Laps
6	2:05.618	8 Laps
4	1:59.005	1 Lap
22	2:04.099	1:40.558
11	2:02.389	8 Laps
15	2:07.980	5 Laps
17	2:08.119	4 Laps
21	2:05.952	1 Lap
Num	**T. Vta.**	**Dif**
Vta 79		
8	2:07.074	

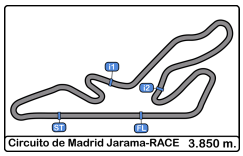

Circuito de Madrid Jarama - RACE

XI UV Endurance RACE Jarama

Carrera 8 horas resistencia

Análisis

Num	T. Vta.	Dif
7	2:00.931	1 Lap
2	2:00.558	1 Lap
10	2:08.122	2 Laps
18	2:09.021	18 Laps
43	2:08.600	3 Laps
23	2:09.727	4 Laps
19	2:04.051	2 Laps
93	2:09.206	8 Laps
51	2:09.340	7 Laps
5	2:00.372	68 Laps
20	2:09.224	2 Laps
1	1:58.991	41.256
3	2:09.482	6 Laps
14	2:09.265	3 Laps
9	1:58.618	28 Laps
13	2:00.021	47.914
25	2:17.767	39 Laps
4	2:00.870	1 Lap
6	2:08.142	8 Laps
22	2:05.648	1:39.132
11	2:05.129	8 Laps
15	2:09.210	5 Laps
21	2:05.920	1 Lap
7	1:58.861	2:04.264
2	1:59.865	2:05.702

Num	T. Vta.	Dif
Vta 80		
8	2:06.798	
17	2:11.423	5 Laps
10	2:07.371	2 Laps
18	2:09.632	18 Laps
43	2:06.290	3 Laps
19	2:03.417	2 Laps
23	2:09.524	4 Laps
93	2:08.100	8 Laps
5	2:00.721	68 Laps
51	2:08.583	7 Laps
1	1:57.710	32.168
9	1:59.931	28 Laps
13	2:00.795	41.911
20	2:09.958	2 Laps
3	2:10.282	6 Laps
14	2:11.252	3 Laps
4	1:59.951	1 Lap
25	2:20.227	39 Laps
6	2:06.961	8 Laps
11	2:02.605	8 Laps
22	2:06.066	1:38.400
7	2:00.366	1:57.832
15	2:07.992	5 Laps
2	2:00.020	1:58.924
21	2:06.541	1 Lap
17	2:08.190	4 Laps

Num	T. Vta.	Dif
10	2:07.363	1 Lap
19	2:03.842	1 Lap
18	2:09.562	17 Laps
43	2:09.763	2 Laps
5	2:01.657	67 Laps
23	2:10.274	3 Laps
Num	**T. Vta.**	**Dif**
Vta 81		
1	1:58.903	
93	2:10.232	8 Laps
51	2:09.309	7 Laps
9	1:58.728	28 Laps
13	2:00.163	11.003
20	2:09.500	2 Laps
3	2:08.974	6 Laps
14	2:08.259	3 Laps
79	19:27.361	12 Laps
4	1:58.927	1 Lap
11	2:04.290	8 Laps
6	2:10.614	8 Laps
25	2:16.716	39 Laps
22	2:06.094	1:13.423
7	1:59.993	1:26.754
2	1:59.239	1:27.092
15	2:08.170	5 Laps
21	2:05.923	1 Lap
17	2:06.766	4 Laps
19	2:02.928	1 Lap
10	2:08.048	1 Lap
5	2:01.057	67 Laps
Num	**T. Vta.**	**Dif**
Vta 82		
1	1:58.975	
18	2:08.458	18 Laps
43	2:08.398	3 Laps
9	2:00.687	28 Laps
23	2:09.589	4 Laps
13	1:59.954	11.982
93	2:08.389	8 Laps
51	2:09.310	7 Laps
8	4:58.169	1 Lap
20	2:08.823	2 Laps
3	2:08.573	6 Laps
14	2:10.079	3 Laps
79	2:02.164	12 Laps
4	1:59.399	1 Lap
11	2:04.241	8 Laps
6	2:08.298	8 Laps
22	2:05.057	1:19.505
7	1:59.211	1:26.990
2	2:00.089	1:28.206
25	2:21.478	39 Laps
15	2:08.058	5 Laps

Num	T. Vta.	Dif
21	2:05.500	1 Lap
19	2:03.389	1 Lap
5	1:59.631	67 Laps
17	2:10.128	4 Laps
Num	**T. Vta.**	**Dif**
Vta 83		
1	1:58.224	
10	2:08.923	2 Laps
9	1:59.883	28 Laps
18	2:06.905	18 Laps
43	2:08.350	3 Laps
13	1:59.804	13.562
23	2:08.614	4 Laps
93	2:08.065	8 Laps
51	2:08.779	7 Laps
20	2:09.245	2 Laps
3	2:08.779	6 Laps
14	2:07.869	3 Laps
4	1:59.684	1 Lap
79	2:02.917	12 Laps
11	2:03.864	8 Laps
22	2:06.602	1:27.883
7	1:59.848	1:28.614
2	1:59.651	1:29.633
6	2:19.921	8 Laps
25	2:16.362	39 Laps
21	2:04.937	1 Lap
15	2:08.589	5 Laps
5	2:02.689	67 Laps
Num	**T. Vta.**	**Dif**
Vta 84		
1	2:01.774	
19	2:05.451	2 Laps
17	2:09.170	5 Laps
10	2:07.196	2 Laps
9	2:02.411	28 Laps
13	2:00.090	11.878
18	2:06.436	18 Laps
43	2:07.300	3 Laps
23	2:08.774	4 Laps
93	2:09.041	8 Laps
51	2:09.116	7 Laps
4	2:00.931	1 Lap
20	2:09.425	2 Laps
79	2:01.817	12 Laps
3	2:12.050	6 Laps
14	2:11.195	3 Laps
11	2:04.210	8 Laps
7	1:58.923	1:25.763
2	1:59.430	1:27.289
22	2:03.696	1:29.805
21	2:06.431	1 Lap
5	1:58.922	67 Laps

Num	T. Vta.	Dif
Vta 85		
1	1:59.384	
15	2:07.823	6 Laps
25	2:18.465	40 Laps
9	2:01.740	28 Laps
13	2:01.468	13.962
10	2:08.940	2 Laps
18	2:04.996	18 Laps
17	2:14.697	5 Laps
43	2:06.585	3 Laps
19	2:28.633	2 Laps
23	2:09.055	4 Laps
93	2:08.340	8 Laps
51	2:09.308	7 Laps
4	1:59.074	1 Lap
8	6:23.066	3 Laps
79	2:01.804	12 Laps
20	2:08.757	2 Laps
3	2:09.135	6 Laps
14	2:09.165	3 Laps
7	1:59.111	1:25.490
2	1:58.446	1:26.351
11	2:05.733	8 Laps
22	2:03.216	1:33.637
Num	**T. Vta.**	**Dif**
Vta 86		
1	1:59.991	
5	2:02.079	68 Laps
21	2:06.694	2 Laps
15	2:08.157	6 Laps
6	4:31.121	10 Laps
9	2:00.540	28 Laps
13	2:00.123	14.094
25	2:15.283	40 Laps
10	2:06.430	2 Laps
18	2:06.616	18 Laps
17	2:07.073	5 Laps
43	2:05.919	3 Laps
19	2:03.991	2 Laps
23	2:09.527	4 Laps
93	2:08.762	8 Laps
4	1:59.965	1 Lap
51	2:09.196	7 Laps
8	2:03.286	3 Laps
79	2:01.860	12 Laps
20	2:09.211	2 Laps
14	2:11.428	3 Laps
7	1:59.541	1:25.040
2	1:59.047	1:25.407
11	2:02.983	8 Laps
22	2:04.225	1:37.871

Num	T. Vta.	Dif
Vta 87		
1	1:57.140	
5	1:58.038	68 Laps
21	2:05.303	2 Laps
9	1:59.734	28 Laps
13	2:00.807	17.761
6	2:06.748	10 Laps
15	2:07.992	6 Laps
10	2:07.160	2 Laps
18	2:07.353	18 Laps
17	2:07.974	5 Laps
19	2:06.074	2 Laps
43	2:09.906	3 Laps
25	2:17.040	40 Laps
4	1:58.667	1 Lap
93	2:08.366	8 Laps
23	2:09.812	4 Laps
79	2:02.302	12 Laps
8	2:03.811	3 Laps
51	2:10.441	7 Laps
20	2:09.827	2 Laps
7	1:59.455	1:27.355
2	1:59.598	1:27.865
14	2:11.458	3 Laps
11	2:04.158	8 Laps
Num	**T. Vta.**	**Dif**
Vta 88		
1	1:57.369	
5	1:58.917	68 Laps
9	1:59.405	28 Laps
21	2:05.205	2 Laps
13	1:59.777	20.169
6	2:00.824	10 Laps
3	5:19.767	8 Laps
15	2:07.498	6 Laps
10	2:06.348	2 Laps
17	2:06.969	5 Laps
19	2:04.938	2 Laps
4	2:00.012	1 Lap
43	2:07.418	3 Laps
25	2:17.591	40 Laps
79	2:01.821	12 Laps
8	2:02.857	3 Laps
93	2:10.085	8 Laps
23	2:10.269	4 Laps
51	2:08.250	7 Laps
7	1:57.996	1:27.982
2	1:58.888	1:29.384
20	2:09.584	2 Laps
14	2:08.950	3 Laps
11	2:03.226	8 Laps

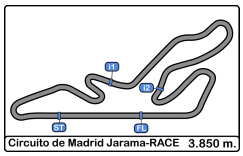

Circuito de Madrid Jarama - RACE
XI UV Endurance RACE Jarama
Carrera 8 horas resistencia
Análisis

Num	T. Vta.	Dif
Vta 89		
1	1:58.149	
5	2:00.871	68 Laps
9	1:59.433	28 Laps
13	2:00.600	22.620
21	2:04.770	2 Laps
6	2:00.963	10 Laps
15	2:07.516	6 Laps
22	5:01.407	2 Laps
4	2:00.108	1 Lap
10	2:07.036	2 Laps
19	2:07.821	2 Laps
43	2:08.800	3 Laps
17	2:13.602	5 Laps
79	2:01.253	12 Laps
8	2:01.136	3 Laps
93	2:10.170	8 Laps
23	2:10.751	4 Laps
51	2:08.560	7 Laps
25	2:19.740	40 Laps
7	1:58.745	1:28.578
2	1:58.963	1:30.198
20	2:09.183	2 Laps
11	2:03.095	8 Laps
18	5:09.736	19 Laps
14	2:09.242	3 Laps
Num	**T. Vta.**	**Dif**
Vta 90		
1	1:58.211	
5	1:59.123	68 Laps
9	2:00.180	28 Laps
13	1:59.643	24.052
6	1:59.721	10 Laps
21	2:04.748	2 Laps
15	2:07.835	6 Laps
4	1:58.678	1 Lap
10	2:08.003	2 Laps
19	2:02.262	2 Laps
79	2:02.100	12 Laps
8	2:02.595	3 Laps
43	2:08.979	3 Laps
17	2:09.909	5 Laps
7	1:59.673	1:30.040
2	2:00.275	1:32.262
93	2:09.551	8 Laps
23	2:10.508	4 Laps
51	2:10.348	7 Laps
25	2:20.812	40 Laps
11	2:03.591	8 Laps
20	2:09.646	2 Laps
Num	**T. Vta.**	**Dif**
Vta 91		
1	1:57.405	
14	2:08.997	4 Laps
5	1:59.756	68 Laps
9	1:59.446	28 Laps
13	1:59.648	26.295
6	2:00.820	10 Laps
21	2:03.757	2 Laps
4	1:58.654	1 Lap
15	2:08.132	6 Laps
16	53:19.587	36 Laps
19	2:04.009	2 Laps
3	6:35.097	10 Laps
10	2:07.462	2 Laps
79	2:01.491	12 Laps
8	2:01.888	3 Laps
43	2:07.375	3 Laps
17	2:07.416	5 Laps
7	1:59.465	1:32.100
2	1:59.232	1:34.089
93	2:08.447	8 Laps
23	2:08.803	4 Laps
51	2:08.624	7 Laps
Num	**T. Vta.**	**Dif**
Vta 92		
1	1:58.220	
11	2:04.234	9 Laps
25	2:15.818	41 Laps
20	2:08.619	3 Laps
5	1:58.861	68 Laps
14	2:09.853	4 Laps
9	1:59.224	28 Laps
13	1:59.568	27.643
6	2:00.239	10 Laps
21	2:04.501	2 Laps
4	1:58.505	1 Lap
15	2:07.667	6 Laps
19	2:03.908	2 Laps
79	2:03.072	12 Laps
3	2:09.455	10 Laps
8	2:01.389	3 Laps
10	2:09.944	2 Laps
16	2:23.924	36 Laps
22	6:36.990	4 Laps
7	1:59.907	1:33.787
43	2:07.561	3 Laps
2	1:58.757	1:34.626
17	2:07.381	5 Laps
93	2:09.142	8 Laps
Num	**T. Vta.**	**Dif**
Vta 93		
1	1:58.393	
51	2:08.158	8 Laps
23	2:09.963	5 Laps
11	2:04.339	9 Laps
5	2:00.386	68 Laps
18	6:19.191	22 Laps
20	2:09.895	3 Laps
9	1:59.321	28 Laps
25	2:16.220	41 Laps
13	2:00.172	29.422
14	2:12.686	4 Laps
6	1:59.510	10 Laps
21	2:04.926	2 Laps
4	1:59.675	1 Lap
15	2:07.847	6 Laps
19	2:03.700	2 Laps
79	2:00.888	12 Laps
3	2:08.937	10 Laps
10	2:07.110	2 Laps
7	1:59.261	1:34.655
2	1:59.252	1:35.485
22	2:04.754	4 Laps
8	2:18.475	3 Laps
43	2:08.957	3 Laps
17	2:08.360	5 Laps
16	2:18.927	36 Laps
Num	**T. Vta.**	**Dif**
Vta 94		
1	1:57.787	
93	2:08.853	9 Laps
51	2:08.107	8 Laps
23	2:08.600	5 Laps
5	2:00.667	68 Laps
11	2:04.455	9 Laps
18	2:04.548	22 Laps
9	1:59.470	28 Laps
20	2:08.822	3 Laps
13	2:00.999	32.634
6	2:02.155	10 Laps
25	2:16.443	41 Laps
14	2:10.453	4 Laps
4	1:58.744	1 Lap
21	2:04.522	2 Laps
19	2:03.817	2 Laps
79	2:01.594	12 Laps
15	2:08.621	6 Laps
2	1:59.496	1:37.194
7	2:00.567	1:37.435
10	2:07.561	2 Laps
22	2:05.235	4 Laps
3	2:11.315	10 Laps
8	2:01.379	3 Laps
17	2:07.621	5 Laps
43	2:09.751	3 Laps
Num	**T. Vta.**	**Dif**
Vta 95		
1	1:58.929	
16	2:13.738	37 Laps
5	2:00.705	68 Laps
93	2:08.829	9 Laps
51	2:08.883	8 Laps
11	2:04.281	9 Laps
23	2:09.944	5 Laps
9	1:59.444	28 Laps
18	2:05.014	22 Laps
13	2:00.186	33.891
6	2:01.927	10 Laps
20	2:10.291	3 Laps
4	1:59.334	1 Lap
14	2:16.494	4 Laps
25	2:16.813	41 Laps
21	2:03.770	2 Laps
79	2:02.298	12 Laps
19	2:03.917	2 Laps
2	1:58.519	1:36.784
7	1:59.411	1:37.917
15	2:07.805	6 Laps
22	2:03.806	4 Laps
8	2:02.151	3 Laps
10	2:08.484	2 Laps
3	2:09.168	10 Laps
Num	**T. Vta.**	**Dif**
Vta 96		
1	1:58.144	
17	2:07.199	6 Laps
43	2:08.805	4 Laps
16	2:11.797	37 Laps
11	2:04.236	9 Laps
9	2:00.098	28 Laps
93	2:10.064	9 Laps
51	2:09.311	8 Laps
23	2:09.051	5 Laps
13	1:59.820	35.567
18	2:05.232	22 Laps
6	2:00.472	10 Laps
20	2:08.707	3 Laps
4	2:02.122	1 Lap
21	2:03.475	2 Laps
14	2:09.081	4 Laps
25	2:14.841	41 Laps
79	2:01.137	12 Laps
19	2:01.644	2 Laps
2	1:57.680	1:36.320
7	1:58.437	1:38.210
15	2:07.613	6 Laps
22	2:03.616	4 Laps
8	2:03.346	3 Laps
Num	**T. Vta.**	**Dif**
Vta 97		
1	1:58.295	
10	2:07.958	3 Laps
3	2:09.549	11 Laps
17	2:07.374	6 Laps
43	2:07.176	4 Laps
11	2:04.146	9 Laps
9	2:03.363	28 Laps
16	2:14.661	37 Laps
13	2:01.810	39.082
93	2:08.828	9 Laps
51	2:08.444	8 Laps
18	2:03.929	22 Laps
23	2:09.870	5 Laps
6	2:00.285	10 Laps
4	1:58.601	1 Lap
20	2:09.722	3 Laps
21	2:03.714	2 Laps
5	4:55.267	69 Laps
14	2:09.527	4 Laps
25	2:14.901	41 Laps
2	1:58.974	1:36.999
79	2:01.944	12 Laps
7	1:58.527	1:38.442
8	2:01.524	3 Laps
15	2:07.633	6 Laps
Num	**T. Vta.**	**Dif**
Vta 98		
1	1:57.903	
22	2:04.106	5 Laps
3	2:08.763	11 Laps
17	2:07.553	6 Laps
43	2:05.911	4 Laps
9	2:00.581	28 Laps
11	2:05.983	9 Laps
13	2:00.455	41.634
6	2:02.608	10 Laps
18	2:05.678	22 Laps
93	2:09.770	9 Laps
51	2:11.207	8 Laps
16	2:17.444	37 Laps
23	2:08.896	5 Laps
4	1:57.663	1 Lap
20	2:09.281	3 Laps
21	2:04.128	2 Laps
14	2:09.200	4 Laps
2	1:57.846	1:36.942
7	1:58.001	1:38.540
79	2:02.733	12 Laps
25	2:17.666	41 Laps
Num	**T. Vta.**	**Dif**
Vta 99		
1	1:58.588	
8	2:03.328	4 Laps
22	2:02.522	5 Laps

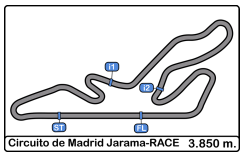

Circuito de Madrid Jarama - RACE

XI UV Endurance RACE Jarama

Carrera 8 horas resistencia

Análisis

Num	T. Vta.	Dif
15	2:08.025	7 Laps
3	2:08.213	11 Laps
17	2:10.398	6 Laps
43	2:10.740	4 Laps
9	2:00.541	28 Laps
13	1:59.723	42.769
6	2:01.116	10 Laps
19	5:14.227	4 Laps
18	2:04.256	22 Laps
93	2:08.002	9 Laps
4	1:59.169	1 Lap
51	2:09.121	8 Laps
23	2:09.016	5 Laps
16	2:12.883	37 Laps
21	2:04.829	2 Laps
20	2:10.073	3 Laps
7	1:59.199	1:39.151
2	2:01.106	1:39.460
79	2:01.657	12 Laps
14	2:12.018	4 Laps

Num	T. Vta.	Dif
Vta 100		
1	1:57.741	
10	5:57.775	5 Laps
8	2:02.512	4 Laps
22	2:03.264	5 Laps
25	2:14.239	42 Laps
15	2:07.670	7 Laps
3	2:12.364	11 Laps
9	2:03.324	28 Laps
13	2:00.517	45.545
17	2:09.645	6 Laps
43	2:10.465	4 Laps
6	2:00.381	10 Laps
11	4:17.542	10 Laps
4	1:57.911	1 Lap
18	2:03.967	22 Laps
93	2:08.612	9 Laps
51	2:08.368	8 Laps
23	2:08.939	5 Laps
16	2:10.388	37 Laps
21	2:04.736	2 Laps
7	1:58.856	1:40.266
20	2:09.628	3 Laps
2	1:59.685	1:41.404
79	2:01.400	12 Laps

Num	T. Vta.	Dif
Vta 101		
1	1:57.370	
14	2:10.440	5 Laps
8	2:02.787	4 Laps
22	2:02.767	5 Laps
15	2:08.362	7 Laps
25	2:16.840	42 Laps
9	1:59.117	28 Laps
13	2:00.858	49.033
17	2:09.088	6 Laps
6	2:02.350	10 Laps
43	2:08.280	4 Laps
3	2:16.859	11 Laps
4	1:58.311	1 Lap
18	2:03.589	22 Laps
93	2:09.167	9 Laps
51	2:08.143	8 Laps
23	2:08.472	5 Laps
16	2:10.655	37 Laps
21	2:04.816	2 Laps
2	1:58.663	1:42.697
79	2:00.806	12 Laps
20	2:11.551	3 Laps

Num	T. Vta.	Dif
Vta 102		
1	1:56.888	
14	2:09.356	5 Laps
8	2:02.816	4 Laps
22	2:02.411	5 Laps
15	2:07.606	7 Laps
9	2:00.222	28 Laps
25	2:15.385	42 Laps
13	2:00.227	52.372
19	5:57.305	6 Laps
6	2:00.377	10 Laps
4	1:58.789	1 Lap
17	2:11.430	6 Laps
43	2:10.750	4 Laps
18	2:04.177	22 Laps
3	2:12.243	11 Laps
93	2:09.107	9 Laps
51	2:08.494	8 Laps
23	2:08.581	5 Laps
2	1:59.575	1:45.384
21	2:04.127	2 Laps
16	2:11.337	37 Laps

Num	T. Vta.	Dif
Vta 103		
1	1:57.319	
79	2:02.680	13 Laps
20	2:09.012	4 Laps
8	2:02.550	4 Laps
22	2:02.056	5 Laps
14	2:11.699	5 Laps
7	4:49.366	2 Laps
15	2:08.078	7 Laps
9	2:00.452	28 Laps
13	2:00.051	55.104
19	1:59.419	6 Laps
4	2:00.520	1 Lap
6	2:02.134	10 Laps
25	2:15.371	42 Laps
18	2:05.088	22 Laps
43	2:09.627	4 Laps
3	2:11.263	11 Laps
2	1:59.852	1:47.917
93	2:08.955	9 Laps
51	2:08.352	8 Laps
5	12:19.487	74 Laps
23	2:08.166	5 Laps
21	2:03.770	2 Laps

Num	T. Vta.	Dif
Vta 104		
1	1:57.006	
79	2:01.790	13 Laps
16	2:12.742	38 Laps
20	2:09.259	4 Laps
8	2:01.570	4 Laps
22	2:02.386	5 Laps
11	7:21.145	13 Laps
14	2:10.107	5 Laps
13	2:01.665	59.763
15	2:08.114	7 Laps
19	1:59.030	6 Laps
4	1:58.023	1 Lap
6	2:01.955	10 Laps
25	2:16.989	42 Laps
18	2:04.096	22 Laps
43	2:06.000	4 Laps
3	2:11.823	11 Laps
2	1:59.834	1:50.745
5	2:01.907	74 Laps

Num	T. Vta.	Dif
Vta 105		
1	1:59.516	
51	2:08.472	9 Laps
93	2:09.186	10 Laps
21	2:04.698	3 Laps
23	2:09.303	6 Laps
79	2:01.807	13 Laps
16	2:09.296	38 Laps
20	2:09.416	4 Laps
8	2:01.970	4 Laps
22	2:02.155	5 Laps
11	2:03.106	13 Laps
14	2:08.970	5 Laps
13	1:59.639	59.886
19	1:59.279	6 Laps
10	10:44.485	9 Laps
4	1:58.480	1 Lap
15	2:08.235	7 Laps
6	2:00.287	10 Laps
18	2:03.207	22 Laps
43	2:07.079	4 Laps
25	2:19.317	42 Laps
2	1:59.482	1:50.711
5	2:01.163	74 Laps

Num	T. Vta.	Dif
Vta 106		
1	1:57.644	
3	2:13.240	12 Laps
21	2:04.513	3 Laps
79	2:00.930	13 Laps
9	5:14.630	30 Laps
93	2:08.766	10 Laps
23	2:08.708	6 Laps
17	7:02.762	9 Laps
16	2:09.601	38 Laps
8	2:02.817	4 Laps
22	2:02.897	5 Laps
11	2:02.658	13 Laps
20	2:09.381	4 Laps
7	6:16.031	4 Laps
13	2:00.183	1:02.425
14	2:10.067	5 Laps
19	2:00.221	6 Laps
4	1:58.661	1 Lap
10	2:09.849	9 Laps
6	2:00.851	10 Laps
15	2:07.351	7 Laps
18	2:03.952	22 Laps
43	2:06.757	4 Laps
2	2:00.473	1:53.540

Num	T. Vta.	Dif
Vta 107		
1	1:58.605	
5	2:01.944	75 Laps
25	2:15.972	43 Laps
79	2:01.931	13 Laps
21	2:04.544	3 Laps
3	2:12.690	12 Laps
93	2:07.934	10 Laps
16	2:09.352	38 Laps
8	2:03.091	4 Laps
22	2:02.979	5 Laps
11	2:03.591	13 Laps
20	2:09.218	4 Laps
7	1:59.644	4 Laps
13	1:59.263	1:03.083
19	1:58.904	6 Laps
4	1:57.457	1 Lap
51	5:12.375	10 Laps
6	2:01.074	10 Laps
14	2:12.638	5 Laps
10	2:10.868	9 Laps
15	2:07.752	7 Laps
18	2:04.012	22 Laps
2	2:00.762	1:55.697

Num	T. Vta.	Dif
Vta 108		
1	1:58.587	
5	2:00.226	75 Laps
43	2:07.790	5 Laps
21	2:04.100	3 Laps
25	2:15.547	43 Laps
23	4:08.823	7 Laps
79	2:13.936	13 Laps
93	2:09.132	10 Laps
8	2:03.939	4 Laps
22	2:02.877	5 Laps
11	2:02.130	13 Laps
16	2:13.680	38 Laps
7	1:58.596	4 Laps
13	2:00.330	1:04.826
20	2:09.877	4 Laps
4	1:58.499	1 Lap
19	2:00.756	6 Laps
6	1:58.349	10 Laps
14	2:12.680	5 Laps
15	2:08.099	7 Laps
10	2:09.668	9 Laps
18	2:04.439	22 Laps
2	1:58.457	1:55.567

Num	T. Vta.	Dif
Vta 109		
1	1:57.793	
5	2:00.649	75 Laps
17	5:44.260	11 Laps
21	2:04.198	3 Laps
3	4:16.590	13 Laps
25	2:17.993	43 Laps
93	2:13.542	10 Laps
8	2:04.232	4 Laps
22	2:04.048	5 Laps
9	6:40.863	32 Laps
11	2:05.541	13 Laps
7	1:58.899	4 Laps
13	2:00.285	1:07.318
4	1:57.270	1 Lap
16	2:11.544	38 Laps
19	2:00.378	6 Laps
20	2:10.043	4 Laps
6	1:59.526	10 Laps
14	2:09.501	5 Laps
15	2:07.669	7 Laps
10	2:09.140	9 Laps
2	1:57.996	1:55.770

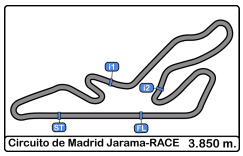

Circuito de Madrid Jarama - RACE
XI UV Endurance RACE Jarama
Carrera 8 horas resistencia
Análisis

Num	T. Vta.	Dif
Vta 110		
1	1:57.655	
18	2:05.515	23 Laps
5	2:01.014	75 Laps
21	2:03.632	3 Laps
43	4:32.785	6 Laps
17	2:27.234	11 Laps
8	2:04.279	4 Laps
22	2:03.972	5 Laps
93	2:11.149	10 Laps
9	2:02.908	32 Laps
7	1:59.842	4 Laps
11	2:05.762	13 Laps
25	2:19.646	43 Laps
4	1:58.189	1 Lap
13	2:00.210	1:09.873
19	1:58.930	6 Laps
16	2:09.641	38 Laps
6	1:59.671	10 Laps
20	2:09.396	4 Laps
79	5:18.418	14 Laps
2	1:59.653	1:57.768
Num	**T. Vta.**	**Dif**
Vta 111		
1	1:59.002	
15	2:07.825	8 Laps
14	2:12.109	6 Laps
10	2:08.156	10 Laps
18	2:02.956	23 Laps
5	2:00.174	75 Laps
21	2:04.119	3 Laps
7	1:59.418	4 Laps
8	2:03.858	4 Laps
22	2:03.786	5 Laps
9	2:02.827	32 Laps
4	1:59.570	1 Lap
13	2:00.279	1:11.150
19	1:59.917	6 Laps
11	2:06.315	13 Laps
17	2:34.332	11 Laps
6	2:00.102	10 Laps
25	2:16.288	43 Laps
16	2:10.376	38 Laps
20	2:09.679	4 Laps
Num	**T. Vta.**	**Dif**
Vta 112		
1	1:58.041	
2	1:59.750	1 Lap
23	7:32.398	10 Laps
15	2:07.214	8 Laps
18	2:04.319	23 Laps
5	2:01.348	75 Laps
10	2:12.323	10 Laps
14	2:14.622	6 Laps
21	2:04.838	3 Laps
7	1:58.893	4 Laps
8	2:01.214	4 Laps
22	2:02.493	5 Laps
9	2:02.425	32 Laps
13	1:59.220	1:12.329
19	1:58.782	6 Laps
4	2:07.317	1 Lap
11	2:04.357	13 Laps
93	4:41.659	11 Laps
6	2:19.472	10 Laps
25	2:19.638	43 Laps
16	2:11.550	38 Laps
20	2:10.483	4 Laps
Num	**T. Vta.**	**Dif**
Vta 113		
1	1:58.165	
2	1:57.972	1 Lap
17	2:38.617	12 Laps
5	2:03.418	75 Laps
15	2:07.732	8 Laps
18	2:06.268	23 Laps
23	2:11.515	10 Laps
10	2:12.378	10 Laps
21	2:04.462	3 Laps
51	11:36.508	15 Laps
7	1:58.573	4 Laps
8	2:01.120	4 Laps
13	2:01.267	1:15.431
19	1:59.186	6 Laps
9	2:02.993	32 Laps
22	2:04.668	5 Laps
4	1:58.538	1 Lap
11	2:02.913	13 Laps
43	6:58.571	8 Laps
Num	**T. Vta.**	**Dif**
Vta 114		
1	1:58.799	
2	1:59.344	1 Lap
16	2:14.276	39 Laps
25	2:15.284	44 Laps
20	2:10.676	5 Laps
5	1:59.654	75 Laps
18	2:04.259	23 Laps
15	2:07.797	8 Laps
23	2:09.395	10 Laps
79	6:35.450	17 Laps
10	2:07.396	10 Laps
21	2:03.829	3 Laps
7	1:57.918	4 Laps
19	1:59.024	6 Laps
51	2:10.217	15 Laps
13	2:00.956	1:17.588
9	2:01.244	32 Laps
4	1:59.586	1 Lap
22	2:02.583	5 Laps
11	2:02.915	13 Laps
43	2:10.089	8 Laps
Num	**T. Vta.**	**Dif**
Vta 115		
1	1:59.310	
2	1:58.711	1 Lap
6	4:10.932	12 Laps
16	2:08.665	39 Laps
20	2:10.190	5 Laps
14	5:56.733	8 Laps
25	2:13.631	44 Laps
5	1:59.470	75 Laps
18	2:03.889	23 Laps
23	2:08.375	10 Laps
79	2:06.286	17 Laps
10	2:07.930	10 Laps
17	4:50.093	13 Laps
21	2:03.919	3 Laps
7	1:58.806	4 Laps
19	1:58.242	6 Laps
13	1:59.261	1:17.539
9	2:02.578	32 Laps
22	2:03.222	5 Laps
51	2:11.983	15 Laps
11	2:02.045	13 Laps
Num	**T. Vta.**	**Dif**
Vta 116		
1	1:58.817	
2	1:58.919	1 Lap
43	2:08.778	9 Laps
5	2:01.897	75 Laps
16	2:08.993	39 Laps
20	2:09.853	5 Laps
15	4:00.714	9 Laps
18	2:03.589	23 Laps
25	2:15.218	44 Laps
8	5:21.737	6 Laps
79	2:04.520	17 Laps
23	2:08.803	10 Laps
10	2:08.150	10 Laps
7	1:59.947	4 Laps
21	2:04.359	3 Laps
19	1:58.281	6 Laps
17	2:19.175	13 Laps
13	1:59.872	1:18.594
9	2:01.275	32 Laps
93	7:35.004	14 Laps
22	2:03.330	5 Laps
11	2:05.240	13 Laps
51	2:10.552	15 Laps
Num	**T. Vta.**	**Dif**
Vta 117		
1	1:58.276	
2	1:58.490	1 Lap
43	2:06.240	9 Laps
5	1:59.521	75 Laps
16	2:08.475	39 Laps
20	2:09.554	5 Laps
18	2:03.850	23 Laps
79	2:04.464	17 Laps
23	2:10.233	10 Laps
4	5:39.887	3 Laps
7	1:59.053	4 Laps
10	2:09.020	10 Laps
21	2:04.149	3 Laps
19	1:58.616	6 Laps
9	2:01.788	32 Laps
22	2:02.818	5 Laps
17	2:18.486	13 Laps
93	2:09.109	14 Laps
11	2:02.085	13 Laps
51	2:09.836	15 Laps
Num	**T. Vta.**	**Dif**
Vta 118		
1	1:57.461	
2	1:57.550	1 Lap
43	2:06.498	9 Laps
5	1:59.705	75 Laps
16	2:10.249	39 Laps
18	2:04.728	23 Laps
20	2:09.973	5 Laps
79	2:02.580	17 Laps
7	1:59.130	4 Laps
25	4:32.342	45 Laps
6	7:07.070	14 Laps
19	1:59.228	6 Laps
23	2:11.661	10 Laps
10	2:08.850	10 Laps
14	7:04.036	10 Laps
9	2:02.102	32 Laps
22	2:02.562	5 Laps
93	2:08.297	14 Laps
11	2:02.913	13 Laps
17	2:18.041	13 Laps
Num	**T. Vta.**	**Dif**
Vta 119		
1	1:58.209	
2	1:57.887	1 Lap
51	2:10.382	16 Laps
5	2:00.204	75 Laps
43	2:07.574	9 Laps
8	6:01.282	8 Laps
18	2:04.266	23 Laps
16	2:09.476	39 Laps
20	2:09.478	5 Laps
79	2:02.610	17 Laps
13	5:41.125	2 Laps
7	1:59.337	4 Laps
6	1:59.200	14 Laps
19	1:58.385	6 Laps
23	2:09.769	10 Laps
10	2:06.699	10 Laps
9	2:01.673	32 Laps
14	2:10.293	10 Laps
22	2:02.428	5 Laps
11	2:02.782	13 Laps
93	2:07.377	14 Laps
2	2:01.043	2:01.354
15	7:29.197	11 Laps
21	4:55.375	4 Laps
17	2:16.730	13 Laps
51	2:09.125	15 Laps
5	1:59.282	74 Laps
43	2:05.343	8 Laps
8	2:01.309	7 Laps
18	2:04.713	22 Laps
16	2:07.841	38 Laps
79	2:04.094	16 Laps
7	1:58.502	3 Laps
20	2:09.571	4 Laps
6	1:57.700	13 Laps
19	1:57.942	5 Laps
10	2:06.784	9 Laps
23	2:09.290	9 Laps
9	2:00.974	31 Laps
22	2:02.735	4 Laps
14	2:08.979	9 Laps
11	2:01.726	12 Laps
Num	**T. Vta.**	**Dif**
Vta 120		
2	1:58.827	
93	2:07.714	14 Laps
15	2:14.131	11 Laps
51	2:10.779	15 Laps
5	2:00.463	74 Laps
17	2:16.234	13 Laps
4	7:28.368	5 Laps
43	2:04.980	8 Laps
8	2:00.901	7 Laps
18	2:04.451	22 Laps
7	1:57.752	3 Laps
79	2:03.098	16 Laps
19	1:59.244	5 Laps
1	5:20.832	1:20.651

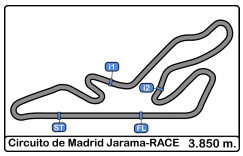

Circuito de Madrid Jarama - RACE
XI UV Endurance RACE Jarama
Carrera 8 horas resistencia
Análisis

Num	T. Vta.	Dif
16	2:14.007	38 Laps
6	2:08.909	13 Laps
20	2:09.620	4 Laps
9	2:01.978	31 Laps
10	2:08.389	9 Laps
23	2:08.796	9 Laps
22	2:02.980	4 Laps
14	2:07.360	9 Laps
11	2:02.599	12 Laps

Num	T. Vta.	Dif
Vta 121		
2	1:59.094	
93	2:07.374	14 Laps
15	2:12.264	11 Laps
51	2:10.742	15 Laps
4	2:02.230	5 Laps
17	2:15.548	13 Laps
5	2:17.556	74 Laps
8	2:00.848	7 Laps
43	2:07.186	8 Laps
25	7:43.344	47 Laps
7	1:58.730	3 Laps
18	2:05.007	22 Laps
79	2:02.802	16 Laps
19	1:59.257	5 Laps
6	1:58.231	13 Laps
16	2:10.553	38 Laps
9	2:01.065	31 Laps
10	2:06.757	9 Laps
22	2:02.761	4 Laps
23	2:09.039	9 Laps

Num	T. Vta.	Dif
Vta 122		
2	1:58.876	
13	6:53.889	4 Laps
11	2:03.242	13 Laps
14	2:06.787	10 Laps
93	2:07.502	14 Laps
4	2:01.476	5 Laps
15	2:12.063	11 Laps
8	2:00.414	7 Laps
51	2:09.920	15 Laps
21	6:38.230	6 Laps
43	2:05.986	8 Laps
17	2:14.559	13 Laps
7	1:59.648	3 Laps
19	1:59.287	5 Laps
18	2:06.151	22 Laps
79	2:03.185	16 Laps
6	1:57.467	13 Laps
25	2:26.471	47 Laps
16	2:09.820	38 Laps
9	2:01.366	31 Laps

Num	T. Vta.	Dif
22	2:04.266	4 Laps

Num	T. Vta.	Dif
Vta 123		
2	1:59.385	
10	2:07.209	10 Laps
11	2:03.759	13 Laps
23	2:10.149	10 Laps
13	2:07.605	4 Laps
14	2:05.385	10 Laps
20	4:58.598	6 Laps
93	2:14.409	14 Laps
4	2:01.093	5 Laps
8	1:59.757	7 Laps
15	2:11.391	11 Laps
51	2:08.989	15 Laps
21	2:09.697	6 Laps
43	2:05.694	8 Laps
7	1:58.038	3 Laps
1	5:47.278	2 Laps
19	1:58.562	5 Laps
6	1:58.380	13 Laps
17	2:16.233	13 Laps
79	2:04.525	16 Laps
18	2:08.169	22 Laps
5	4:49.178	75 Laps
9	2:02.582	31 Laps
25	2:22.633	47 Laps
16	2:09.089	38 Laps

Num	T. Vta.	Dif
Vta 124		
2	1:59.382	
22	2:03.443	5 Laps
10	2:06.271	10 Laps
11	2:02.117	13 Laps
13	2:06.278	4 Laps
14	2:06.262	10 Laps
23	2:09.861	10 Laps
4	2:02.207	5 Laps
93	2:09.294	14 Laps
8	1:58.928	7 Laps
7	1:58.895	3 Laps
51	2:09.823	15 Laps
1	1:58.527	2 Laps
19	1:58.489	5 Laps
21	2:09.136	6 Laps
15	2:13.934	11 Laps
43	2:09.523	8 Laps
6	1:57.657	13 Laps
79	2:03.799	16 Laps
17	2:12.453	13 Laps
18	2:06.643	22 Laps
5	2:01.313	75 Laps
9	2:01.273	31 Laps

Num	T. Vta.	Dif
Vta 125		
2	2:00.332	
16	2:10.589	39 Laps
22	2:02.437	5 Laps
11	2:03.166	13 Laps
10	2:06.899	10 Laps
25	2:30.370	48 Laps
13	2:04.520	4 Laps
14	2:05.852	10 Laps
23	2:08.042	10 Laps
4	2:01.162	5 Laps
8	1:59.036	7 Laps
93	2:08.165	14 Laps
7	1:58.962	3 Laps
1	1:56.847	2 Laps
19	1:58.076	5 Laps
6	1:57.880	13 Laps
51	2:10.894	15 Laps
43	2:05.986	8 Laps
21	2:08.349	6 Laps
15	2:11.887	11 Laps
79	2:02.016	16 Laps
17	2:11.504	13 Laps
5	2:04.581	75 Laps
9	2:00.729	31 Laps

Num	T. Vta.	Dif
Vta 126		
2	1:59.412	
22	2:02.033	5 Laps
11	2:01.812	13 Laps
16	2:10.512	39 Laps
10	2:06.346	10 Laps
13	2:04.547	4 Laps
14	2:05.715	10 Laps
23	2:08.448	10 Laps
25	2:23.344	48 Laps
4	2:01.391	5 Laps
8	2:00.606	7 Laps
20	6:26.956	8 Laps
7	1:58.398	3 Laps
93	2:07.486	14 Laps
1	1:56.642	2 Laps
19	1:57.077	5 Laps
6	1:56.892	13 Laps
43	2:05.256	8 Laps
21	2:08.646	6 Laps
51	2:11.693	15 Laps
79	2:03.106	16 Laps
15	2:10.725	11 Laps
18	4:09.760	23 Laps
5	2:02.375	75 Laps
9	2:01.123	31 Laps
17	2:11.459	13 Laps

Num	T. Vta.	Dif
Vta 127		
2	1:59.136	
22	2:02.537	5 Laps
11	2:01.627	13 Laps
16	2:09.980	39 Laps
10	2:05.899	10 Laps
13	2:04.068	4 Laps
14	2:06.831	10 Laps
23	2:07.639	10 Laps
4	2:00.919	5 Laps
8	2:00.586	7 Laps
7	1:58.251	3 Laps
20	2:09.016	8 Laps
1	1:57.259	2 Laps
19	1:58.220	5 Laps
6	1:58.056	13 Laps
25	2:26.750	48 Laps
93	2:08.703	14 Laps
21	2:06.107	6 Laps
79	2:03.642	16 Laps
51	2:09.582	15 Laps
15	2:10.626	11 Laps
5	2:00.620	75 Laps
9	2:01.152	31 Laps
17	2:12.501	13 Laps
22	2:02.800	4 Laps
11	2:01.905	12 Laps
43	2:53.919	8 Laps
10	2:06.698	9 Laps
16	2:08.707	38 Laps
13	2:04.342	3 Laps
14	2:07.067	9 Laps
8	1:59.597	6 Laps
23	2:08.042	9 Laps
4	2:01.785	4 Laps
7	1:57.058	2 Laps
1	1:56.682	1 Lap
19	1:58.071	4 Laps
6	1:57.112	12 Laps
20	2:08.089	7 Laps
93	2:08.031	13 Laps
25	2:23.700	47 Laps
79	2:01.991	15 Laps
21	2:05.662	5 Laps
51	2:09.016	14 Laps
9	2:00.620	30 Laps
15	2:12.194	10 Laps
22	2:02.789	3 Laps
17	2:10.652	12 Laps
11	2:01.427	11 Laps
10	2:05.140	8 Laps
13	2:04.445	2 Laps

Num	T. Vta.	Dif
Vta 128		
2	4:44.542	
16	2:10.884	38 Laps
8	1:58.916	6 Laps
4	2:01.867	4 Laps
7	1:58.524	2 Laps
1	1:58.713	1 Lap
14	2:12.587	9 Laps
23	2:08.729	9 Laps
19	1:58.447	4 Laps
6	1:56.898	12 Laps
20	2:07.427	7 Laps
93	2:08.427	13 Laps
79	2:02.595	15 Laps
21	2:06.111	5 Laps
9	2:03.357	30 Laps
51	2:10.811	14 Laps
25	2:27.363	47 Laps
15	2:11.635	10 Laps
5	4:30.311	75 Laps
22	2:02.962	3 Laps
11	2:01.247	11 Laps
17	2:09.339	12 Laps
13	2:04.000	2 Laps
10	2:05.419	8 Laps
8	1:59.289	5 Laps
4	2:02.471	3 Laps
1	1:59.934	2:12.374
6	1:58.048	11 Laps
19	1:59.217	3 Laps
14	2:10.914	8 Laps
23	2:09.992	8 Laps
7	2:15.923	1 Lap
20	2:07.726	6 Laps
18	7:40.473	24 Laps
93	2:07.790	12 Laps
79	2:02.369	14 Laps
21	2:04.730	4 Laps
9	2:01.199	29 Laps
51	2:10.317	13 Laps
22	2:03.256	2 Laps
15	2:11.424	9 Laps
11	2:01.759	10 Laps
25	2:25.450	46 Laps
17	2:09.145	11 Laps
8	1:59.403	4 Laps
13	2:04.712	1 Lap
10	2:04.827	7 Laps

Num	T. Vta.	Dif
Vta 129		
1	1:57.986	
4	2:00.607	3 Laps
6	1:56.354	11 Laps

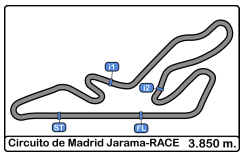

Circuito de Madrid Jarama - RACE
XI UV Endurance RACE Jarama
Carrera 8 horas resistencia
Análisis

Num	T. Vta.	Dif
19	1:57.460	3 Laps
7	2:00.315	1 Lap
14	2:08.538	8 Laps
23	2:09.820	8 Laps
20	2:08.777	6 Laps
93	2:08.219	12 Laps
79	2:02.047	14 Laps
21	2:04.894	4 Laps
9	2:01.072	29 Laps
51	2:09.741	13 Laps
22	2:02.650	2 Laps
11	2:02.136	10 Laps
16	5:45.440	38 Laps
15	2:11.321	9 Laps
8	1:59.983	4 Laps
17	2:11.325	11 Laps
13	2:03.360	1 Lap
Num	**T. Vta.**	**Dif**
Vta	**130**	
1	1:58.533	
10	2:05.173	8 Laps
25	2:27.311	47 Laps
4	1:59.851	3 Laps
6	1:58.394	11 Laps
19	1:57.218	3 Laps
2	6:15.794	1 Lap
14	2:07.328	8 Laps
23	2:08.751	8 Laps
20	2:07.433	6 Laps
79	2:02.330	14 Laps
93	2:10.944	12 Laps
9	2:01.558	29 Laps
21	2:04.150	4 Laps
11	2:02.562	10 Laps
51	2:11.059	13 Laps
15	2:10.466	9 Laps
8	1:59.254	4 Laps
Num	**T. Vta.**	**Dif**
Vta	**131**	
1	1:57.856	
6	1:58.126	11 Laps
19	1:58.811	3 Laps
13	2:05.754	2 Laps
4	2:02.846	3 Laps
2	2:00.033	1 Lap
10	2:07.595	8 Laps
17	2:15.961	12 Laps
5	6:51.685	77 Laps
25	2:24.968	47 Laps
14	2:06.979	8 Laps
23	2:08.238	8 Laps
20	2:08.219	6 Laps
79	2:02.585	14 Laps

Num	T. Vta.	Dif
9	2:01.429	29 Laps
93	2:08.877	12 Laps
21	2:03.263	4 Laps
7	4:58.532	2 Laps
11	2:01.533	10 Laps
51	2:10.200	13 Laps
8	1:59.465	4 Laps
Num	**T. Vta.**	**Dif**
Vta	**132**	
1	1:56.924	
6	1:57.790	11 Laps
19	1:57.737	3 Laps
2	1:56.809	1 Lap
15	2:13.073	10 Laps
4	2:01.681	3 Laps
13	2:05.706	2 Laps
10	2:05.346	8 Laps
17	2:08.318	12 Laps
22	4:48.851	4 Laps
5	2:05.036	77 Laps
14	2:07.041	8 Laps
25	2:22.435	47 Laps
23	2:07.925	8 Laps
79	2:02.823	14 Laps
20	2:08.551	6 Laps
21	2:04.617	4 Laps
9	2:08.982	29 Laps
93	2:10.697	12 Laps
8	1:59.307	4 Laps
Num	**T. Vta.**	**Dif**
Vta	**133**	
1	1:57.731	
6	1:56.551	11 Laps
19	1:57.896	3 Laps
2	1:56.494	1 Lap
51	2:11.556	14 Laps
4	2:00.296	3 Laps
13	2:02.277	2 Laps
15	2:10.875	10 Laps
10	2:04.104	8 Laps
5	2:05.036	77 Laps
17	2:09.514	12 Laps
14	2:07.593	8 Laps
23	2:08.399	8 Laps
79	2:02.874	14 Laps
20	2:07.819	6 Laps
25	2:22.352	47 Laps
9	2:02.664	29 Laps
21	2:03.985	4 Laps
93	2:08.603	12 Laps

Num	T. Vta.	Dif
Vta	**134**	
1	1:57.345	
8	1:59.947	5 Laps
6	1:57.507	11 Laps
19	1:57.741	3 Laps
2	1:56.568	1 Lap
4	2:00.163	3 Laps
51	2:09.884	14 Laps
13	2:02.971	2 Laps
10	2:06.239	8 Laps
15	2:12.366	10 Laps
5	2:05.110	77 Laps
17	2:07.927	12 Laps
3	56:51.453	37 Laps
14	2:07.221	8 Laps
79	2:03.070	14 Laps
23	2:09.395	8 Laps
11	5:33.584	12 Laps
20	2:08.745	6 Laps
9	2:02.092	29 Laps
21	2:02.542	4 Laps
25	2:22.635	47 Laps
93	2:09.009	12 Laps
Num	**T. Vta.**	**Dif**
Vta	**135**	
1	1:57.351	
6	1:57.396	11 Laps
8	1:59.837	5 Laps
2	1:56.889	1 Lap
7	6:50.643	5 Laps
4	2:01.500	3 Laps
13	2:02.979	2 Laps
51	2:09.207	14 Laps
10	2:06.308	8 Laps
5	2:07.269	77 Laps
15	2:13.321	10 Laps
17	2:07.281	12 Laps
22	6:28.259	6 Laps
14	2:10.220	8 Laps
79	2:03.477	14 Laps
23	2:10.896	8 Laps
9	2:01.563	29 Laps
21	2:03.444	4 Laps
20	2:09.415	6 Laps
Num	**T. Vta.**	**Dif**
Vta	**136**	
1	1:59.547	
6	1:58.697	11 Laps
93	2:10.496	13 Laps
8	2:00.058	5 Laps
2	1:59.170	1 Lap
25	2:25.211	48 Laps
7	2:00.264	5 Laps

Num	T. Vta.	Dif
4	2:02.229	3 Laps
16	12:43.528	44 Laps
13	2:03.495	2 Laps
51	2:14.531	14 Laps
10	2:06.823	8 Laps
5	2:04.401	77 Laps
22	2:02.951	6 Laps
15	2:14.168	10 Laps
17	2:10.628	12 Laps
79	2:02.604	14 Laps
19	5:18.058	4 Laps
14	2:07.370	8 Laps
9	2:01.606	29 Laps
23	2:09.913	8 Laps
21	2:03.798	4 Laps
20	2:07.474	6 Laps
Num	**T. Vta.**	**Dif**
Vta	**137**	
1	1:59.818	
6	1:57.614	11 Laps
2	1:59.048	1 Lap
8	2:00.885	5 Laps
93	2:09.860	13 Laps
7	1:59.632	5 Laps
4	2:01.619	3 Laps
25	2:21.058	48 Laps
13	2:02.404	2 Laps
16	2:18.912	44 Laps
10	2:06.510	8 Laps
51	2:12.381	14 Laps
5	2:04.452	77 Laps
22	2:02.078	6 Laps
15	2:13.101	10 Laps
17	2:13.604	12 Laps
79	2:03.452	14 Laps
14	2:07.597	8 Laps
9	2:01.200	29 Laps
21	2:02.657	4 Laps
23	2:09.128	8 Laps
Num	**T. Vta.**	**Dif**
Vta	**138**	
1	1:58.492	
20	2:08.026	7 Laps
6	1:57.870	11 Laps
2	1:57.587	1 Lap
8	1:58.953	5 Laps
7	1:59.438	5 Laps
93	2:09.459	13 Laps
4	2:00.232	3 Laps
13	2:02.294	2 Laps
25	2:20.922	48 Laps
10	2:05.831	8 Laps
5	2:04.111	77 Laps

Num	T. Vta.	Dif
22	2:01.665	6 Laps
16	2:17.258	44 Laps
51	2:09.990	14 Laps
17	2:08.947	12 Laps
79	2:02.898	14 Laps
15	2:12.868	10 Laps
9	2:01.542	29 Laps
14	2:08.280	8 Laps
21	2:03.325	4 Laps
6	1:56.698	10 Laps
Num	**T. Vta.**	**Dif**
Vta	**139**	
1	2:02.968	
2	1:58.927	1 Lap
23	2:09.951	9 Laps
8	1:59.811	5 Laps
20	2:08.534	7 Laps
7	2:00.743	5 Laps
4	2:01.222	3 Laps
93	2:08.879	13 Laps
13	2:02.637	2 Laps
10	2:07.069	8 Laps
22	2:01.755	6 Laps
5	2:05.490	77 Laps
25	2:22.561	48 Laps
51	2:10.476	14 Laps
16	2:14.929	44 Laps
17	2:09.898	12 Laps
9	2:01.095	29 Laps
15	2:10.909	10 Laps
14	2:06.679	8 Laps
6	1:58.187	10 Laps
21	2:03.453	4 Laps
19	6:27.450	6 Laps
Num	**T. Vta.**	**Dif**
Vta	**140**	
1	1:58.070	
2	1:58.687	1 Lap
8	1:59.039	5 Laps
23	2:09.074	9 Laps
20	2:07.691	7 Laps
11	10:58.147	17 Laps
7	1:59.994	5 Laps
4	2:00.694	3 Laps
93	2:08.588	13 Laps
13	2:01.689	2 Laps
22	2:01.717	6 Laps
5	2:04.314	77 Laps
10	2:08.356	8 Laps
51	2:09.560	14 Laps
16	2:11.416	44 Laps
25	2:22.659	48 Laps
17	2:08.922	12 Laps

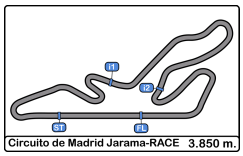

Circuito de Madrid Jarama - RACE
XI UV Endurance RACE Jarama
Carrera 8 horas resistencia
Análisis

Num	T. Vta.	Dif
6	1:56.974	10 Laps
19	1:59.109	6 Laps
15	2:10.527	10 Laps

Num	T. Vta.	Dif
Vta 141		
1	1:58.111	
21	2:03.864	5 Laps
2	1:58.001	1 Lap
8	1:58.713	5 Laps
14	2:11.334	9 Laps
23	2:08.178	9 Laps
7	1:59.696	5 Laps
20	2:07.585	7 Laps
11	2:04.966	17 Laps
4	2:01.334	3 Laps
79	5:08.699	16 Laps
13	2:02.594	2 Laps
93	2:09.235	13 Laps
22	2:02.019	6 Laps
5	2:02.123	77 Laps
10	2:06.600	8 Laps
51	2:11.189	14 Laps
16	2:10.205	44 Laps
6	1:57.107	10 Laps
19	1:58.748	6 Laps

Num	T. Vta.	Dif
Vta 142		
1	1:58.439	
2	1:58.343	1 Lap
17	2:13.624	13 Laps
25	2:23.336	49 Laps
8	2:00.924	5 Laps
21	2:06.547	5 Laps
15	2:12.993	11 Laps
14	2:08.463	9 Laps
7	1:59.686	5 Laps
9	4:42.395	31 Laps
23	2:07.955	9 Laps
20	2:07.135	7 Laps
11	2:03.292	17 Laps
4	2:03.008	3 Laps
13	2:01.611	2 Laps
93	2:08.742	13 Laps
22	2:01.058	6 Laps
5	2:02.005	77 Laps
10	2:06.052	8 Laps
6	1:56.889	10 Laps
19	1:57.765	6 Laps
51	2:10.598	14 Laps
2	1:57.700	1:58.505

Num	T. Vta.	Dif
Vta 143		
1	1:59.049	
16	2:13.012	45 Laps
8	2:00.218	5 Laps
21	2:02.828	5 Laps
17	2:10.994	13 Laps
15	2:10.831	11 Laps
7	2:00.561	5 Laps
14	2:10.528	9 Laps
25	2:23.795	49 Laps
11	2:03.470	17 Laps
4	2:02.713	3 Laps
20	2:09.229	7 Laps
23	2:11.139	9 Laps
13	2:01.950	2 Laps
93	2:09.677	13 Laps
22	2:01.340	6 Laps
5	2:01.939	77 Laps
10	2:07.734	8 Laps
6	1:57.151	10 Laps
19	1:58.076	6 Laps
2	1:57.056	1:56.512

Num	T. Vta.	Dif
Vta 144		
1	1:57.568	
51	2:10.316	15 Laps
21	2:03.210	5 Laps
16	2:12.423	45 Laps
7	1:59.803	5 Laps
17	2:10.036	13 Laps
15	2:11.146	11 Laps
14	2:09.028	9 Laps
11	2:04.838	17 Laps
20	2:07.591	7 Laps
23	2:07.372	9 Laps
25	2:22.391	49 Laps
13	2:02.084	2 Laps
79	6:24.839	18 Laps
93	2:09.352	13 Laps
22	2:01.651	6 Laps
5	2:02.798	77 Laps
6	1:58.216	10 Laps
2	1:56.340	1:55.284
19	1:59.382	6 Laps

Num	T. Vta.	Dif
Vta 145		
1	1:56.259	
10	2:12.560	9 Laps
51	2:09.619	15 Laps
21	2:03.211	5 Laps
7	1:59.674	5 Laps
16	2:11.767	45 Laps
17	2:08.062	13 Laps

Num	T. Vta.	Dif
15	2:10.036	11 Laps
11	2:03.136	17 Laps
14	2:09.413	9 Laps
8	4:41.255	6 Laps
20	2:07.765	7 Laps
13	2:02.915	2 Laps
23	2:09.079	9 Laps
4	4:27.140	4 Laps
79	2:02.935	18 Laps
25	2:22.840	49 Laps
22	2:01.558	6 Laps
5	2:02.258	77 Laps
93	2:09.884	13 Laps
6	1:57.467	10 Laps
2	1:56.284	1:55.309

Num	T. Vta.	Dif
Vta 146		
1	1:57.438	
19	1:58.904	7 Laps
9	7:32.431	34 Laps
21	2:02.697	5 Laps
7	1:59.860	5 Laps
51	2:11.077	15 Laps
16	2:09.615	45 Laps
17	2:07.537	13 Laps
11	2:02.761	17 Laps
14	2:08.678	9 Laps
15	2:11.396	11 Laps
13	2:02.582	2 Laps
20	2:09.101	7 Laps
23	2:10.825	9 Laps
79	2:02.914	18 Laps
22	2:01.617	6 Laps
5	2:04.696	77 Laps
25	2:22.046	49 Laps
6	1:57.815	10 Laps
93	2:08.516	13 Laps
2	1:56.343	1:54.214

Num	T. Vta.	Dif
Vta 147		
1	1:56.604	
19	1:57.774	7 Laps
9	2:04.847	34 Laps
21	2:02.412	5 Laps
7	1:59.982	5 Laps
51	2:10.062	15 Laps
16	2:08.042	45 Laps
11	2:03.331	17 Laps
17	2:07.736	13 Laps
14	2:08.660	9 Laps
13	2:02.010	2 Laps
15	2:11.167	11 Laps
20	2:07.732	7 Laps

Num	T. Vta.	Dif
79	2:03.344	18 Laps
23	2:12.339	9 Laps
22	2:01.866	6 Laps
6	1:57.270	10 Laps
5	2:03.437	77 Laps
10	5:44.532	10 Laps
2	1:56.985	1:54.595

Num	T. Vta.	Dif
Vta 148		
1	1:57.089	
19	1:58.454	7 Laps
93	2:11.404	14 Laps
25	2:25.662	50 Laps
9	2:02.748	34 Laps
3	27:03.280	50 Laps
7	1:59.582	5 Laps
21	2:03.116	5 Laps
51	2:09.464	15 Laps
16	2:08.005	45 Laps
11	2:03.419	17 Laps
17	2:07.496	13 Laps
13	2:01.856	2 Laps
14	2:08.458	9 Laps
15	2:10.534	11 Laps
20	2:07.623	7 Laps
79	2:03.327	18 Laps
8	6:38.082	8 Laps
22	2:01.400	6 Laps
23	2:09.984	9 Laps
6	1:56.831	10 Laps
2	1:57.332	1:54.838
5	2:01.808	77 Laps

Num	T. Vta.	Dif
Vta 149		
1	1:56.834	
19	1:58.234	7 Laps
4	6:41.181	7 Laps
93	2:10.378	14 Laps
9	2:03.423	34 Laps
7	2:00.107	5 Laps
25	2:20.801	50 Laps
3	2:09.838	50 Laps
21	2:02.861	5 Laps
51	2:09.510	15 Laps
11	2:04.751	17 Laps
16	2:10.711	45 Laps
17	2:08.204	13 Laps
13	2:02.381	2 Laps
14	2:08.545	9 Laps
79	2:02.627	18 Laps
15	2:10.635	11 Laps
22	2:01.535	6 Laps
20	2:07.956	7 Laps

Num	T. Vta.	Dif
8	2:06.127	8 Laps
2	1:56.259	1:54.263

Num	T. Vta.	Dif
Vta 150		
1	1:57.259	
23	2:08.779	10 Laps
5	2:02.576	78 Laps
19	1:57.872	7 Laps
4	1:58.189	7 Laps
93	2:07.738	14 Laps
9	2:02.727	34 Laps
7	1:59.820	5 Laps
21	2:04.121	5 Laps
3	2:09.775	50 Laps
25	2:22.600	50 Laps
11	2:04.635	17 Laps
51	2:12.113	15 Laps
13	2:02.961	2 Laps
16	2:09.262	45 Laps
17	2:09.241	13 Laps
79	2:02.005	18 Laps
14	2:09.620	9 Laps
22	2:01.272	6 Laps
2	1:56.813	1:53.817
8	2:05.500	8 Laps
20	2:10.769	7 Laps
19	1:57.782	6 Laps
15	2:14.548	11 Laps
4	2:00.700	6 Laps
5	2:06.164	77 Laps
23	2:10.194	9 Laps
93	2:06.901	13 Laps
9	2:02.064	33 Laps
7	1:58.863	4 Laps
10	6:49.728	12 Laps
6	4:59.387	11 Laps
21	2:02.980	4 Laps
3	2:08.014	49 Laps
11	2:04.162	16 Laps
25	2:20.466	49 Laps
13	2:02.916	1 Lap
51	2:10.424	14 Laps
16	2:07.882	44 Laps
17	2:06.866	12 Laps
79	2:01.501	17 Laps

Num	T. Vta.	Dif
Vta 151		
2	1:57.599	
22	2:01.481	6 Laps
19	1:58.944	6 Laps
14	2:10.526	9 Laps
8	2:05.337	8 Laps
4	2:00.271	6 Laps

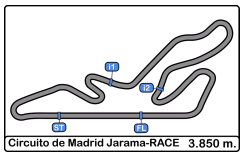

Circuito de Madrid Jarama - RACE
XI UV Endurance RACE Jarama
Carrera 8 horas resistencia
Análisis

Num	T. Vta.	Dif
20	2:07.637	7 Laps
15	2:09.967	11 Laps
1	4:15.452	24.036
23	2:08.899	9 Laps
9	2:02.474	33 Laps
7	1:59.309	4 Laps
93	2:09.431	13 Laps
21	2:02.685	4 Laps
3	2:07.870	49 Laps
11	2:04.432	16 Laps
13	2:02.865	1 Lap
Num	**T. Vta.**	**Dif**
Vta	**152**	
2	1:58.973	
51	2:08.996	15 Laps
79	2:03.274	18 Laps
25	2:24.083	50 Laps
16	2:11.031	45 Laps
17	2:09.503	13 Laps
22	2:01.014	6 Laps
19	1:57.680	6 Laps
8	2:03.606	8 Laps
4	2:00.104	6 Laps
14	2:12.574	9 Laps
20	2:08.823	7 Laps
15	2:10.107	11 Laps
23	2:09.986	9 Laps
7	2:00.302	4 Laps
9	2:04.174	33 Laps
93	2:06.945	13 Laps
21	2:02.941	4 Laps
5	4:59.094	78 Laps
3	2:07.689	49 Laps
11	2:04.796	16 Laps
13	2:01.407	1 Lap
Num	**T. Vta.**	**Dif**
Vta	**153**	
2	1:56.491	
79	2:01.831	18 Laps
22	2:01.505	6 Laps
19	2:00.158	6 Laps
51	2:10.776	15 Laps
16	2:13.080	45 Laps
17	2:13.920	13 Laps
4	2:00.284	6 Laps
8	2:03.240	8 Laps
25	2:26.638	50 Laps
14	2:09.887	9 Laps
20	2:07.749	7 Laps
15	2:10.703	11 Laps
23	2:10.265	9 Laps
7	1:59.383	4 Laps
9	2:01.478	33 Laps

Num	T. Vta.	Dif
93	2:07.919	13 Laps
21	2:02.604	4 Laps
6	6:22.378	13 Laps
3	2:07.810	49 Laps
13	2:02.490	1 Lap
11	2:05.194	16 Laps
Num	**T. Vta.**	**Dif**
Vta	**154**	
2	1:57.722	
22	2:00.688	6 Laps
19	1:59.139	6 Laps
79	2:03.293	18 Laps
4	2:00.134	6 Laps
51	2:09.253	15 Laps
8	2:03.373	8 Laps
16	2:11.194	45 Laps
17	2:11.159	13 Laps
14	2:07.982	9 Laps
20	2:08.131	7 Laps
7	2:00.293	4 Laps
25	2:23.464	50 Laps
15	2:12.119	11 Laps
9	2:01.187	33 Laps
23	2:10.929	9 Laps
1	6:51.501	2 Laps
21	2:04.366	4 Laps
93	2:09.844	13 Laps
6	1:56.370	13 Laps
3	2:07.973	49 Laps
Num	**T. Vta.**	**Dif**
Vta	**155**	
2	1:58.252	
13	2:03.397	2 Laps
11	2:03.532	17 Laps
19	1:59.538	6 Laps
22	2:02.101	6 Laps
79	2:01.988	18 Laps
4	1:59.060	6 Laps
8	2:04.978	8 Laps
51	2:12.424	15 Laps
16	2:09.376	45 Laps
17	2:08.699	13 Laps
14	2:06.486	9 Laps
20	2:07.260	7 Laps
7	1:59.320	4 Laps
9	2:01.756	33 Laps
10	10:02.818	16 Laps
15	2:12.534	11 Laps
23	2:10.462	9 Laps
1	2:01.576	2 Laps
25	2:24.864	50 Laps
6	1:56.522	13 Laps
21	2:04.197	4 Laps

Num	T. Vta.	Dif
93	2:09.206	13 Laps
Num	**T. Vta.**	**Dif**
Vta	**156**	
2	1:57.702	
3	2:08.619	50 Laps
13	2:01.123	2 Laps
11	2:04.159	17 Laps
19	1:58.464	6 Laps
22	2:01.473	6 Laps
79	2:01.495	18 Laps
4	1:58.516	6 Laps
8	2:03.916	8 Laps
51	2:11.028	15 Laps
17	2:06.669	13 Laps
16	2:08.770	45 Laps
7	2:00.019	4 Laps
14	2:07.448	9 Laps
20	2:08.884	7 Laps
9	2:03.098	33 Laps
10	2:07.779	16 Laps
6	1:58.017	13 Laps
1	2:01.520	2 Laps
15	2:12.071	11 Laps
23	2:12.398	9 Laps
21	2:03.189	4 Laps
93	2:09.318	13 Laps
25	2:23.252	50 Laps
Num	**T. Vta.**	**Dif**
Vta	**157**	
2	1:56.788	
13	2:01.626	2 Laps
3	2:08.476	50 Laps
19	1:59.135	6 Laps
11	2:05.169	17 Laps
79	2:02.047	18 Laps
22	2:03.459	6 Laps
4	1:58.832	6 Laps
8	2:03.285	8 Laps
7	1:59.555	4 Laps
51	2:11.509	15 Laps
17	2:10.229	13 Laps
16	2:09.806	45 Laps
14	2:06.943	9 Laps
9	2:03.527	33 Laps
5	9:48.222	82 Laps
20	2:10.890	7 Laps
6	1:56.495	13 Laps
1	2:00.263	2 Laps
10	2:08.940	16 Laps
21	2:03.229	4 Laps
15	2:12.553	11 Laps
23	2:11.533	9 Laps

Num	T. Vta.	Dif
Vta	**158**	
2	1:58.333	
93	2:08.028	14 Laps
13	2:02.545	2 Laps
19	2:00.163	6 Laps
11	2:03.491	17 Laps
3	2:08.743	50 Laps
79	2:00.562	18 Laps
22	2:00.348	6 Laps
4	1:58.793	6 Laps
8	2:03.977	8 Laps
7	1:59.687	4 Laps
17	2:08.647	13 Laps
16	2:08.082	45 Laps
9	2:02.810	33 Laps
6	1:56.742	13 Laps
14	2:08.268	9 Laps
5	2:03.966	82 Laps
1	1:59.367	2 Laps
20	2:10.269	7 Laps
10	2:06.800	16 Laps
21	2:02.439	4 Laps
Num	**T. Vta.**	**Dif**
Vta	**159**	
2	1:58.207	
15	2:11.961	12 Laps
23	2:12.036	10 Laps
93	2:07.555	14 Laps
13	2:01.369	2 Laps
19	1:58.349	6 Laps
11	2:04.859	17 Laps
4	2:00.239	6 Laps
22	2:02.288	6 Laps
79	2:03.226	18 Laps
3	2:09.315	50 Laps
8	2:03.449	8 Laps
7	1:59.862	4 Laps
6	1:56.412	13 Laps
9	2:04.312	33 Laps
16	2:12.243	45 Laps
5	2:04.420	82 Laps
1	1:59.380	2 Laps
17	2:17.811	13 Laps
14	2:10.352	9 Laps
20	2:08.218	7 Laps
21	2:02.365	4 Laps
10	2:09.371	16 Laps
23	2:11.140	9 Laps
93	2:07.021	13 Laps
13	2:02.221	1 Lap
19	2:00.060	5 Laps
4	1:59.731	5 Laps
22	2:00.892	5 Laps

Num	T. Vta.	Dif
79	2:01.174	17 Laps
11	2:07.590	16 Laps
51	5:34.634	16 Laps
3	2:07.822	49 Laps
8	2:03.571	7 Laps
7	1:58.725	3 Laps
6	1:57.229	12 Laps
9	2:02.208	32 Laps
1	1:59.617	1 Lap
5	2:03.414	81 Laps
14	2:07.904	8 Laps
21	2:02.719	3 Laps
20	2:11.460	6 Laps
16	2:27.291	44 Laps
19	2:02.000	4 Laps
13	2:05.146	4:25.925
93	2:13.550	12 Laps
4	2:01.335	4 Laps
22	2:00.362	4 Laps
79	2:00.592	16 Laps
23	2:23.731	8 Laps
11	2:12.103	15 Laps
3	2:08.233	48 Laps
25	8:59.426	52 Laps
7	1:58.923	2 Laps
8	2:03.475	6 Laps
6	1:58.591	11 Laps
1	2:00.647	5:35.439
9	2:03.736	31 Laps
5	2:01.099	80 Laps
14	2:06.487	7 Laps
21	2:03.275	2 Laps
20	2:09.532	5 Laps
19	1:59.290	3 Laps
Num	**T. Vta.**	**Dif**
Vta	**160**	
13	2:01.252	
4	1:58.173	4 Laps
22	2:00.542	4 Laps
79	2:01.099	16 Laps
93	2:09.740	12 Laps
2	6:43.089	15.912
23	2:15.951	8 Laps
11	2:08.932	15 Laps
3	2:08.107	48 Laps
7	1:59.150	2 Laps
8	2:02.590	6 Laps
6	1:56.147	11 Laps
1	1:58.710	1:06.972
9	2:02.043	31 Laps
5	2:01.377	80 Laps
14	2:03.928	7 Laps
21	2:02.314	2 Laps

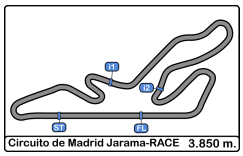

Circuito de Madrid Jarama - RACE
XI UV Endurance RACE Jarama
Carrera 8 horas resistencia
Análisis

Num	T. Vta.	Dif
20	2:12.513	5 Laps
19	1:59.339	3 Laps

Num	T. Vta.	Dif
Vta 161		
13	2:01.253	
4	1:58.216	4 Laps
22	2:00.648	4 Laps
79	2:00.539	16 Laps
93	2:10.332	12 Laps
15	8:52.773	13 Laps
7	2:00.390	2 Laps
6	1:56.642	11 Laps
3	2:09.920	48 Laps
8	2:03.779	6 Laps
1	2:00.443	1:06.162
25	4:41.533	53 Laps
5	2:01.860	80 Laps
9	2:03.533	31 Laps
14	2:04.043	7 Laps
21	2:02.238	2 Laps
19	1:59.954	3 Laps
4	2:01.209	3 Laps
20	2:10.391	5 Laps

Num	T. Vta.	Dif
Vta 162		
13	2:03.802	
79	2:00.514	16 Laps
22	2:06.726	4 Laps
2	4:20.091	1 Lap
7	1:58.908	2 Laps
6	1:56.212	11 Laps
8	2:02.526	6 Laps
3	2:08.970	48 Laps
17	9:45.030	15 Laps
1	2:00.250	1:02.610
5	2:00.824	80 Laps
9	2:01.887	31 Laps
25	2:16.883	53 Laps
21	2:02.593	2 Laps
14	2:06.851	7 Laps
19	1:59.225	3 Laps
4	1:59.848	3 Laps

Num	T. Vta.	Dif
Vta 163		
13	2:02.231	
79	2:02.048	16 Laps
51	9:57.642	19 Laps
22	2:01.607	4 Laps
20	2:14.249	6 Laps
15	3:50.689	14 Laps
2	1:57.489	1 Lap
6	1:55.463	11 Laps

Num	T. Vta.	Dif
8	2:03.279	6 Laps
11	6:28.391	17 Laps
3	2:07.982	48 Laps
1	2:01.089	1:01.468
5	2:00.000	80 Laps
23	6:44.944	10 Laps
9	2:03.699	31 Laps
21	2:03.817	2 Laps
14	2:04.773	7 Laps
25	2:16.587	53 Laps
19	2:00.027	3 Laps
4	1:59.723	3 Laps

Num	T. Vta.	Dif
Vta 164		
13	2:01.401	
79	2:01.932	16 Laps
22	2:00.947	4 Laps
2	1:56.321	1 Lap
20	2:12.426	6 Laps
15	2:11.358	14 Laps
6	1:56.167	11 Laps
51	2:16.627	19 Laps
8	2:03.173	6 Laps
7	4:22.626	3 Laps
1	1:59.686	59.753
3	2:09.449	48 Laps
5	2:00.777	80 Laps
17	4:25.644	16 Laps
9	2:02.663	31 Laps
21	2:02.165	2 Laps
93	7:22.721	14 Laps
14	2:05.240	7 Laps
19	1:59.307	3 Laps
4	1:59.365	3 Laps
25	2:16.712	53 Laps

Num	T. Vta.	Dif
Vta 165		
13	2:01.675	
79	2:02.424	16 Laps
22	2:01.475	4 Laps
2	1:54.755	1 Lap
6	1:56.982	11 Laps
15	2:08.493	14 Laps
51	2:23.831	19 Laps
8	2:03.034	6 Laps
1	1:59.171	57.249
5	2:01.138	80 Laps
3	2:07.739	48 Laps
9	2:03.812	31 Laps
17	2:06.829	16 Laps
16	14:03.520	49 Laps
21	2:02.451	2 Laps
19	1:59.763	3 Laps

Num	T. Vta.	Dif
14	2:07.398	7 Laps
4	1:58.494	3 Laps

Num	T. Vta.	Dif
Vta 166		
13	2:02.085	
79	2:02.140	16 Laps
2	1:55.490	1 Lap
25	2:17.629	54 Laps
22	2:01.383	4 Laps
6	1:57.197	11 Laps
15	2:08.523	14 Laps
8	2:03.067	6 Laps
1	1:59.180	54.344
23	5:54.305	12 Laps
5	2:00.280	80 Laps
3	2:07.388	48 Laps
20	4:59.139	7 Laps
9	2:03.709	31 Laps
17	2:06.180	16 Laps
21	2:02.545	2 Laps
19	2:00.193	3 Laps
16	2:16.733	49 Laps
93	4:08.703	15 Laps
4	1:59.616	3 Laps

Num	T. Vta.	Dif
Vta 167		
13	2:01.601	
2	1:55.105	1 Lap
22	2:02.322	4 Laps
51	3:33.429	20 Laps
6	2:04.773	11 Laps
25	2:17.054	54 Laps
15	2:09.167	14 Laps
8	2:04.899	6 Laps
5	2:00.085	80 Laps
23	2:07.540	12 Laps
9	2:03.783	31 Laps
3	2:08.043	48 Laps
1	2:29.971	1:22.714
17	2:06.215	16 Laps
7	6:45.535	5 Laps
21	2:02.766	2 Laps
19	1:58.681	3 Laps
4	2:00.637	3 Laps
16	2:11.902	49 Laps
93	2:08.821	15 Laps
2	1:55.692	1:56.807

Num	T. Vta.	Dif
Vta 168		
13	2:02.188	
22	2:02.084	4 Laps
6	1:56.286	11 Laps

Num	T. Vta.	Dif
11	9:26.510	21 Laps
51	2:11.763	20 Laps
79	4:23.208	17 Laps
25	2:15.177	54 Laps
15	2:08.457	14 Laps
8	2:04.399	6 Laps
5	2:00.653	80 Laps
23	2:06.625	12 Laps
9	2:03.511	31 Laps
3	2:07.602	48 Laps
17	2:04.757	16 Laps
7	2:01.418	5 Laps
19	1:59.175	3 Laps
21	2:02.398	2 Laps
14	5:56.354	9 Laps
4	1:59.778	3 Laps
2	1:55.565	1:50.184
93	2:06.671	15 Laps
16	2:13.026	49 Laps

Num	T. Vta.	Dif
Vta 169		
13	2:02.396	
1	2:42.203	1 Lap
6	1:56.011	11 Laps
22	2:01.355	4 Laps
11	2:05.699	21 Laps
51	2:10.956	20 Laps
25	2:14.664	54 Laps
15	2:08.507	14 Laps
8	2:02.860	6 Laps
5	2:00.328	80 Laps
23	2:07.001	12 Laps
9	2:02.796	31 Laps
7	2:00.714	5 Laps
3	2:07.798	48 Laps
17	2:06.088	16 Laps
21	2:04.007	2 Laps
4	2:00.136	3 Laps
20	6:31.858	9 Laps
2	2:03.912	1:51.700
93	2:08.427	15 Laps
6	1:57.757	10 Laps

Num	T. Vta.	Dif
Vta 170		
13	2:04.543	
22	2:01.604	4 Laps
16	2:13.468	50 Laps
11	2:04.659	21 Laps
51	2:11.117	20 Laps
8	2:02.601	6 Laps
5	2:01.231	80 Laps
15	2:09.049	14 Laps
25	2:15.862	54 Laps

Num	T. Vta.	Dif
23	2:06.557	12 Laps
9	2:02.978	31 Laps
7	2:00.799	5 Laps
3	2:08.677	48 Laps
4	2:02.603	3 Laps
20	2:10.909	9 Laps
6	1:56.494	10 Laps

Num	T. Vta.	Dif
Vta 171		
13	2:03.929	
93	2:08.904	16 Laps
22	2:02.429	4 Laps
19	4:46.706	5 Laps
16	2:10.415	50 Laps
11	2:06.228	21 Laps
51	2:11.865	20 Laps
8	2:03.257	6 Laps
5	2:02.648	80 Laps
15	2:08.405	14 Laps
25	2:13.780	54 Laps
9	2:02.425	31 Laps
23	2:11.455	12 Laps
7	2:00.410	5 Laps
14	6:01.052	11 Laps
79	7:15.694	19 Laps
1	5:41.800	2 Laps
4	2:02.321	3 Laps
3	2:08.536	48 Laps
6	1:56.836	10 Laps
20	2:10.705	9 Laps
2	4:28.188	1 Lap
93	2:08.819	15 Laps
11	2:06.217	20 Laps
16	2:11.943	49 Laps
5	2:01.511	79 Laps
8	2:03.244	5 Laps
51	2:14.648	19 Laps
15	2:08.274	13 Laps
7	1:59.201	4 Laps
21	5:52.303	3 Laps
9	2:04.259	30 Laps
25	2:15.174	53 Laps
23	2:08.157	11 Laps
79	2:06.490	18 Laps
4	2:00.923	2 Laps
14	2:13.274	10 Laps
6	1:55.959	9 Laps
3	2:07.614	47 Laps
20	2:10.216	8 Laps
17	6:53.504	17 Laps
93	2:08.375	14 Laps

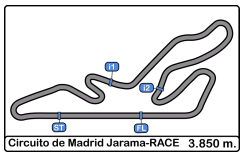

Circuito de Madrid Jarama - RACE
XI UV Endurance RACE Jarama
Carrera 8 horas resistencia
Análisis

Num	T. Vta.	Dif
Vta 172		
13	4:29.567	
11	2:05.838	20 Laps
2	2:21.838	1 Lap
16	2:10.944	49 Laps
5	1:58.890	79 Laps
8	2:03.353	5 Laps
51	2:11.654	19 Laps
7	1:59.920	4 Laps
15	2:09.371	13 Laps
9	2:03.878	30 Laps
23	2:07.730	11 Laps
25	2:15.450	53 Laps
4	2:01.957	2 Laps
6	1:58.033	9 Laps
79	2:06.657	18 Laps
14	2:10.615	10 Laps
3	2:08.036	47 Laps
20	2:10.747	8 Laps
17	2:06.172	17 Laps
93	2:08.151	14 Laps
19	6:23.753	5 Laps
11	2:06.993	19 Laps
22	6:42.919	4 Laps
16	2:11.320	48 Laps
2	2:17.684	2:21.371
5	2:00.175	78 Laps
8	2:03.209	4 Laps
7	2:00.995	3 Laps
51	2:11.197	18 Laps
9	2:03.338	29 Laps
15	2:11.201	12 Laps
6	1:56.122	8 Laps
1	6:05.614	2 Laps
4	2:02.762	1 Lap
23	2:07.497	10 Laps
79	2:05.367	17 Laps
25	2:15.990	52 Laps
14	2:10.195	9 Laps
3	2:07.362	46 Laps
20	2:10.342	7 Laps
19	1:56.228	4 Laps
17	2:07.143	16 Laps
93	2:07.484	13 Laps
11	2:05.143	18 Laps
21	5:22.993	3 Laps
5	2:02.221	77 Laps
16	2:09.759	47 Laps
Num	**T. Vta.**	**Dif**
Vta 173		
2	2:09.459	
7	2:02.205	3 Laps
6	1:56.735	8 Laps
51	2:10.681	18 Laps
1	2:00.484	2 Laps
15	2:08.823	12 Laps
4	2:00.330	1 Lap
23	2:10.030	10 Laps
79	2:04.805	17 Laps
25	2:14.928	52 Laps
3	2:07.050	46 Laps
14	2:09.457	9 Laps
19	1:55.817	4 Laps
20	2:09.880	7 Laps
17	2:05.834	16 Laps
93	2:08.225	13 Laps
11	2:04.051	18 Laps
21	2:03.234	3 Laps
16	2:10.369	47 Laps
Num	**T. Vta.**	**Dif**
Vta 174		
2	2:10.403	
13	6:52.701	1 Lap
7	2:00.858	3 Laps
22	4:41.549	5 Laps
6	1:56.712	8 Laps
1	2:01.217	2 Laps
4	2:02.243	1 Lap
8	4:43.496	5 Laps
51	2:11.312	18 Laps
15	2:08.426	12 Laps
79	2:03.902	17 Laps
23	2:09.580	10 Laps
3	2:08.068	46 Laps
14	2:09.621	9 Laps
19	1:56.355	4 Laps
25	2:15.015	52 Laps
17	2:06.747	16 Laps
20	2:10.170	7 Laps
11	2:04.896	18 Laps
93	2:09.176	13 Laps
21	2:03.845	3 Laps
16	2:10.562	47 Laps
Num	**T. Vta.**	**Dif**
Vta 175		
2	2:10.671	
13	2:02.409	1 Lap
7	2:00.328	3 Laps
6	1:56.325	8 Laps
22	2:02.937	5 Laps
1	1:59.518	2 Laps
4	2:03.696	1 Lap
15	2:08.918	12 Laps
51	2:11.767	18 Laps
79	2:03.501	17 Laps
9	6:38.006	31 Laps
23	2:09.863	10 Laps
19	1:56.025	4 Laps
3	2:09.226	46 Laps
14	2:11.537	9 Laps
25	2:15.291	52 Laps
17	2:08.471	16 Laps
21	2:03.391	3 Laps
11	2:06.202	18 Laps
20	2:11.657	7 Laps
93	2:07.824	13 Laps
6	1:59.060	7 Laps
7	2:02.299	2 Laps
13	2:06.297	2:09.503
16	2:10.960	47 Laps
Num	**T. Vta.**	**Dif**
Vta 176		
2	2:12.095	
22	2:03.598	5 Laps
1	2:00.165	2 Laps
4	2:04.603	1 Lap
79	2:05.403	17 Laps
15	2:09.868	12 Laps
19	1:56.765	4 Laps
51	2:15.137	18 Laps
23	2:10.052	10 Laps
3	2:09.330	46 Laps
14	2:12.064	9 Laps
5	7:57.063	80 Laps
25	2:15.540	52 Laps
21	2:04.702	3 Laps
11	2:05.880	18 Laps
17	2:10.673	16 Laps
93	2:07.989	13 Laps
20	2:10.317	7 Laps
6	1:58.920	7 Laps
7	2:01.642	2 Laps
13	2:01.356	1:58.764
22	2:04.747	4 Laps
16	2:10.443	47 Laps
Num	**T. Vta.**	**Dif**
Vta 177		
2	2:08.956	
1	2:04.252	2 Laps
19	1:56.930	4 Laps
79	2:04.589	17 Laps
15	2:09.309	12 Laps
51	2:11.422	18 Laps
23	2:11.595	10 Laps
8	6:49.184	7 Laps
3	2:09.140	46 Laps
14	2:13.153	9 Laps
21	2:04.154	3 Laps
11	2:04.213	18 Laps
17	2:09.248	16 Laps
25	2:16.045	52 Laps
9	5:04.951	32 Laps
93	2:08.289	13 Laps
20	2:09.735	7 Laps
6	1:59.083	7 Laps
7	2:00.931	2 Laps
13	2:00.767	1:50.575
22	2:04.347	4 Laps
1	2:06.731	1 Lap
Num	**T. Vta.**	**Dif**
Vta 178		
2	2:11.417	
16	2:15.389	48 Laps
19	1:56.349	4 Laps
79	2:04.936	17 Laps
15	2:10.313	12 Laps
51	2:11.601	18 Laps
8	2:07.249	7 Laps
23	2:10.623	10 Laps
3	2:08.105	46 Laps
21	2:03.209	3 Laps
11	2:04.206	18 Laps
4	5:16.979	2 Laps
14	2:16.014	9 Laps
9	2:02.763	32 Laps
17	2:08.611	16 Laps
6	1:59.226	7 Laps
93	2:07.538	13 Laps
20	2:11.911	7 Laps
25	2:17.834	52 Laps
7	2:00.741	2 Laps
13	2:00.742	1:39.900
22	2:05.201	4 Laps
1	2:07.473	1 Lap
Num	**T. Vta.**	**Dif**
Vta 179		
2	2:08.916	
19	1:57.147	4 Laps
16	2:21.382	48 Laps
79	2:06.104	17 Laps
15	2:09.173	12 Laps
8	2:04.774	7 Laps
51	2:11.554	18 Laps
23	2:11.742	10 Laps
3	2:07.885	46 Laps
21	2:03.756	3 Laps
11	2:03.670	18 Laps
9	2:02.119	32 Laps
6	1:58.132	7 Laps
14	2:14.331	9 Laps
17	2:08.030	16 Laps
5	6:35.641	82 Laps
93	2:07.970	13 Laps
7	2:01.389	2 Laps
13	2:00.955	1:31.939
20	2:09.808	7 Laps
25	2:15.426	52 Laps
22	2:04.472	4 Laps
19	1:56.346	3 Laps
1	2:07.343	1 Lap
Num	**T. Vta.**	**Dif**
Vta 180		
2	2:09.918	
79	2:06.823	17 Laps
16	2:18.495	48 Laps
15	2:08.824	12 Laps
8	2:04.313	7 Laps
51	2:11.303	18 Laps
23	2:10.771	10 Laps
21	2:03.860	3 Laps
11	2:03.824	18 Laps
6	1:57.130	7 Laps
9	2:02.698	32 Laps
5	2:02.903	82 Laps
7	2:01.730	2 Laps
13	2:02.801	1:24.822
93	2:09.938	13 Laps
17	2:14.424	16 Laps
14	2:20.147	9 Laps
20	2:10.819	7 Laps
19	1:56.433	3 Laps
22	2:05.594	4 Laps
25	2:15.183	52 Laps
1	2:10.129	1 Lap
Num	**T. Vta.**	**Dif**
Vta 181		
2	2:08.878	
15	2:09.140	12 Laps
8	2:04.224	7 Laps
16	2:35.615	48 Laps
51	2:12.056	18 Laps
6	1:59.455	7 Laps
4	6:08.093	4 Laps
21	2:05.262	3 Laps
23	2:13.948	10 Laps
9	2:02.460	32 Laps
11	2:06.367	18 Laps
5	2:01.286	82 Laps
7	2:01.047	2 Laps
13	2:01.169	1:17.113
3	4:45.496	47 Laps
93	2:07.771	13 Laps
17	2:06.911	16 Laps
19	1:56.730	3 Laps
20	2:11.244	7 Laps

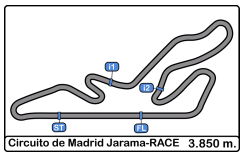

Circuito de Madrid Jarama - RACE

XI UV Endurance RACE Jarama

Carrera 8 horas resistencia

Análisis

Num	T. Vta.	Dif
22	2:04.366	4 Laps
14	2:17.842	9 Laps
25	2:16.445	52 Laps
1	2:10.763	1 Lap
Num	**T. Vta.**	**Dif**
Vta 182		
2	2:09.211	
8	2:04.330	7 Laps
15	2:08.916	12 Laps
6	1:58.601	7 Laps
4	2:06.928	4 Laps
9	2:04.453	32 Laps
21	2:07.261	3 Laps
51	2:16.033	18 Laps
11	2:05.804	18 Laps
23	2:10.511	10 Laps
5	2:01.012	82 Laps
7	2:01.458	2 Laps
13	2:01.383	1:09.285
19	1:56.783	3 Laps
17	2:06.583	16 Laps
93	2:08.882	13 Laps
22	2:05.561	4 Laps
20	2:10.842	7 Laps
14	2:13.732	9 Laps
25	2:15.589	52 Laps
1	2:11.172	1 Lap
Num	**T. Vta.**	**Dif**
Vta 183		
2	2:09.219	
8	2:02.454	7 Laps
15	2:09.441	12 Laps
6	1:57.242	7 Laps
9	2:02.658	32 Laps
21	2:03.592	3 Laps
4	2:07.263	4 Laps
5	2:01.159	82 Laps
11	2:05.467	18 Laps
7	2:03.240	2 Laps
13	2:02.095	1:02.161
23	2:10.168	10 Laps
51	2:15.249	18 Laps
19	1:56.078	3 Laps
17	2:06.133	16 Laps
93	2:07.870	13 Laps
22	2:06.099	4 Laps
20	2:11.455	7 Laps
14	2:14.080	9 Laps
25	2:16.388	52 Laps
1	2:12.332	1 Lap
8	2:17.746	6 Laps
9	2:09.303	31 Laps
21	2:08.451	2 Laps

Num	T. Vta.	Dif
4	2:23.292	3 Laps
5	2:22.152	81 Laps
11	2:23.323	17 Laps
Num	**T. Vta.**	**Dif**
Vta 184		
13	2:19.469	
23	2:18.697	10 Laps
51	2:18.025	18 Laps
17	2:14.207	16 Laps
93	2:11.521	13 Laps
22	2:05.545	4 Laps
3	7:04.002	49 Laps
20	2:30.426	7 Laps
14	2:21.616	9 Laps
2	4:51.662	1:30.032
25	4:02.245	52 Laps
1	4:02.032	1 Lap
8	3:31.769	6 Laps
9	3:15.492	31 Laps
21	3:15.480	2 Laps
6	6:13.049	7 Laps
4	4:12.992	3 Laps
5	4:13.111	81 Laps
11	4:13.341	17 Laps
Num	**T. Vta.**	**Dif**
Vta 185		
13	4:30.309	
23	4:30.333	10 Laps
51	4:30.355	18 Laps
17	4:16.987	16 Laps
93	4:17.039	13 Laps
22	4:16.669	4 Laps
3	3:45.931	49 Laps
20	3:44.798	7 Laps
14	3:45.506	9 Laps
15	7:51.652	13 Laps
25	3:01.833	52 Laps
1	3:02.051	1 Lap
8	3:01.838	6 Laps
9	3:01.265	31 Laps
21	3:01.137	2 Laps
4	2:37.630	3 Laps
5	2:37.787	81 Laps
11	2:37.138	17 Laps
7	9:28.235	3 Laps
Num	**T. Vta.**	**Dif**
Vta 186		
13	3:46.322	
23	3:48.539	10 Laps
51	3:48.410	18 Laps
17	3:47.399	16 Laps
93	3:47.790	13 Laps

Num	T. Vta.	Dif
22	3:45.883	4 Laps
3	3:45.514	49 Laps
20	3:44.641	7 Laps
14	3:44.308	9 Laps
2	6:54.954	1 Lap
25	2:34.532	52 Laps
19	10:41.094	5 Laps
1	2:35.680	1 Lap
8	2:37.120	6 Laps
9	2:36.385	31 Laps
21	2:36.865	2 Laps
15	3:33.528	13 Laps
5	2:24.376	81 Laps
4	2:26.008	3 Laps
11	2:26.193	17 Laps
6	6:22.533	8 Laps
Num	**T. Vta.**	**Dif**
Vta 187		
13	2:00.659	
17	2:06.893	16 Laps
22	2:06.889	4 Laps
23	2:14.443	10 Laps
93	2:12.432	13 Laps
3	2:12.574	49 Laps
2	2:12.005	1 Lap
51	2:17.243	18 Laps
8	2:06.200	6 Laps
21	2:06.560	2 Laps
20	2:15.857	7 Laps
9	2:07.848	31 Laps
1	2:11.071	1 Lap
14	2:17.865	9 Laps
15	2:08.597	13 Laps
19	2:18.920	5 Laps
25	2:20.385	52 Laps
5	1:59.749	81 Laps
4	2:03.279	3 Laps
11	2:08.807	17 Laps
6	1:57.143	8 Laps
7	4:54.090	4 Laps
Num	**T. Vta.**	**Dif**
Vta 188		
13	2:00.167	
17	2:04.796	16 Laps
22	2:05.293	4 Laps
8	2:00.910	6 Laps
9	2:02.197	31 Laps
93	2:07.977	13 Laps
21	2:04.466	2 Laps
19	1:59.073	5 Laps
3	2:10.759	49 Laps
2	2:09.504	1 Lap
23	2:12.700	10 Laps

Num	T. Vta.	Dif
1	2:08.835	1 Lap
51	2:14.015	18 Laps
20	2:12.832	7 Laps
15	2:08.368	13 Laps
14	2:14.159	9 Laps
25	2:15.720	52 Laps
5	1:59.604	81 Laps
4	2:03.526	3 Laps
11	2:08.742	17 Laps
6	1:56.840	8 Laps
7	2:00.995	4 Laps
Num	**T. Vta.**	**Dif**
Vta 189		
13	2:00.728	
17	2:04.459	16 Laps
22	2:04.799	4 Laps
8	2:00.752	6 Laps
9	2:00.831	31 Laps
19	1:57.603	5 Laps
21	2:05.151	2 Laps
93	2:09.726	13 Laps
2	2:10.280	1 Lap
3	2:11.154	49 Laps
1	2:08.846	1 Lap
23	2:11.988	10 Laps
15	2:08.560	13 Laps
51	2:13.996	18 Laps
20	2:14.033	7 Laps
14	2:11.718	9 Laps
5	2:01.824	81 Laps
25	2:16.231	52 Laps
4	2:06.800	3 Laps
6	1:56.654	8 Laps
7	2:01.522	4 Laps
Num	**T. Vta.**	**Dif**
Vta 190		
13	2:00.422	
8	2:00.088	6 Laps
19	1:57.159	5 Laps
17	2:06.116	16 Laps
22	2:04.290	4 Laps
9	2:01.105	31 Laps
21	2:04.250	2 Laps
93	2:06.788	13 Laps
2	2:07.871	1 Lap
1	2:08.559	1 Lap
23	2:10.058	10 Laps
3	2:12.858	49 Laps
15	2:09.110	13 Laps
5	2:04.857	81 Laps
20	2:14.644	7 Laps
14	2:13.747	9 Laps
51	2:18.396	18 Laps

Num	T. Vta.	Dif
4	2:04.579	3 Laps
25	2:16.237	52 Laps
6	1:56.594	8 Laps
7	2:00.195	4 Laps
11	4:44.774	18 Laps
Num	**T. Vta.**	**Dif**
Vta 191		
13	2:00.128	
19	1:56.336	5 Laps
8	2:01.032	6 Laps
9	2:00.351	31 Laps
22	2:04.561	4 Laps
17	2:05.952	16 Laps
21	2:03.752	2 Laps
93	2:06.760	13 Laps
2	2:07.931	1 Lap
1	2:06.858	1 Lap
23	2:09.200	10 Laps
3	2:09.949	49 Laps
15	2:08.325	13 Laps
20	2:11.789	7 Laps
6	1:57.450	8 Laps
14	2:11.993	9 Laps
4	2:06.835	3 Laps
51	2:15.541	18 Laps
25	2:15.602	52 Laps
7	1:59.949	4 Laps
Num	**T. Vta.**	**Dif**
Vta 192		
13	2:00.163	
19	1:55.945	5 Laps
8	2:01.568	6 Laps
9	2:00.596	31 Laps
22	2:05.647	4 Laps
17	2:05.892	16 Laps
21	2:03.960	2 Laps
93	2:07.017	13 Laps
2	2:07.801	1 Lap
1	2:08.153	1 Lap
23	2:11.917	10 Laps
15	2:09.244	13 Laps
6	1:57.368	8 Laps
3	2:11.473	49 Laps
4	2:05.466	3 Laps
20	2:15.044	7 Laps
14	2:14.344	9 Laps
5	4:33.315	82 Laps
51	2:13.571	18 Laps
7	1:59.289	4 Laps
25	2:15.338	52 Laps

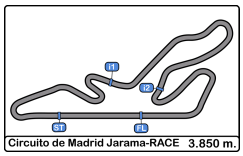

Circuito de Madrid Jarama - RACE

XI UV Endurance RACE Jarama

Carrera 8 horas resistencia

Análisis

Num	T. Vta.	Dif
Vta 193		
13	2:00.336	
19	1:55.764	5 Laps
8	2:00.043	6 Laps
9	2:02.513	31 Laps
22	2:06.918	4 Laps
17	2:06.876	16 Laps
21	2:03.342	2 Laps
93	2:06.803	13 Laps
6	1:57.406	8 Laps
2	2:07.895	1 Lap
1	2:08.547	1 Lap
15	2:08.348	13 Laps
3	2:10.625	49 Laps
23	2:15.630	10 Laps
4	2:02.996	3 Laps
14	2:09.901	9 Laps
20	2:12.935	7 Laps
7	1:59.803	4 Laps
51	2:14.677	18 Laps
Num	**T. Vta.**	**Dif**
Vta 194		
13	2:01.386	
25	2:15.668	53 Laps
19	1:57.226	5 Laps
8	2:00.279	6 Laps
9	2:02.691	31 Laps
22	2:05.762	4 Laps
21	2:03.487	2 Laps
17	2:07.158	16 Laps
6	1:57.114	8 Laps
93	2:06.548	13 Laps
2	2:07.870	1 Lap
1	2:09.056	1 Lap
15	2:10.590	13 Laps
4	2:04.957	3 Laps
3	2:09.738	49 Laps
23	2:13.908	10 Laps
7	1:59.964	4 Laps
14	2:13.263	9 Laps
20	2:13.271	7 Laps
51	2:13.292	18 Laps
Num	**T. Vta.**	**Dif**
Vta 195		
13	2:01.232	
25	2:16.068	53 Laps
8	2:00.991	6 Laps
9	2:02.071	31 Laps
19	2:38.802	5 Laps
21	2:03.537	2 Laps
22	2:06.332	4 Laps
17	2:04.970	16 Laps
6	1:57.132	8 Laps

Num	T. Vta.	Dif
93	2:06.387	13 Laps
1	2:03.279	1 Lap
2	2:07.696	1 Lap
4	2:06.395	3 Laps
3	2:10.131	49 Laps
7	1:59.777	4 Laps
15	2:21.608	13 Laps
23	2:13.841	10 Laps
11	9:56.996	22 Laps
14	2:11.293	9 Laps
Num	**T. Vta.**	**Dif**
Vta 196		
13	2:00.824	
20	2:11.591	8 Laps
51	2:14.370	19 Laps
8	2:01.341	6 Laps
25	2:15.686	53 Laps
9	2:02.771	31 Laps
21	2:04.185	2 Laps
22	2:06.286	4 Laps
6	1:56.478	8 Laps
17	2:07.211	16 Laps
93	2:06.790	13 Laps
1	2:05.836	1 Lap
2	2:04.366	1 Lap
5	7:59.158	85 Laps
7	1:58.518	4 Laps
4	2:06.377	3 Laps
3	2:08.901	49 Laps
11	2:07.010	22 Laps
Num	**T. Vta.**	**Dif**
Vta 197		
13	2:01.210	
23	2:14.211	11 Laps
19	3:25.731	6 Laps
14	2:12.964	10 Laps
20	2:12.445	8 Laps
8	2:00.013	6 Laps
51	2:14.378	19 Laps
9	2:05.530	31 Laps
25	2:15.438	53 Laps
6	1:56.116	8 Laps
21	2:03.626	2 Laps
22	2:05.782	4 Laps
17	2:04.228	16 Laps
93	2:06.415	13 Laps
1	2:03.277	1 Lap
2	2:03.234	1 Lap
5	2:04.841	85 Laps
7	1:59.812	4 Laps
4	2:12.841	3 Laps
3	2:08.501	49 Laps

Num	T. Vta.	Dif
Vta 198		
13	2:01.150	
19	1:56.787	6 Laps
11	2:08.397	23 Laps
23	2:14.252	11 Laps
8	2:01.213	6 Laps
14	2:12.218	10 Laps
20	2:12.396	8 Laps
9	2:03.816	31 Laps
51	2:14.413	19 Laps
6	1:56.219	8 Laps
21	2:05.119	2 Laps
25	2:15.096	53 Laps
22	2:05.054	4 Laps
17	2:05.033	16 Laps
93	2:06.189	13 Laps
1	2:06.042	1 Lap
2	2:06.037	1 Lap
5	2:03.964	85 Laps
7	1:58.901	4 Laps
19	1:56.754	5 Laps
4	2:07.983	3 Laps
Num	**T. Vta.**	**Dif**
Vta 199		
13	2:01.604	
3	2:09.059	50 Laps
11	2:07.363	23 Laps
8	2:00.995	6 Laps
23	2:14.735	11 Laps
14	2:11.851	10 Laps
20	2:11.820	8 Laps
9	2:02.046	31 Laps
6	1:56.116	8 Laps
51	2:13.359	19 Laps
21	2:04.397	2 Laps
22	2:06.084	4 Laps
25	2:15.081	53 Laps
93	2:06.162	13 Laps
7	1:58.689	4 Laps
1	2:03.510	1 Lap
2	2:03.555	1 Lap
5	2:03.867	85 Laps
19	1:56.634	5 Laps
4	2:02.186	3 Laps
Num	**T. Vta.**	**Dif**
Vta 200		
13	2:01.928	
3	2:08.730	50 Laps
11	2:08.106	23 Laps
8	2:00.811	6 Laps
6	1:56.169	8 Laps
9	2:05.483	31 Laps
23	2:16.200	11 Laps

Num	T. Vta.	Dif
14	2:15.069	10 Laps
20	2:15.986	8 Laps
51	2:13.165	19 Laps
21	2:11.734	2 Laps
22	2:06.741	4 Laps
25	2:14.702	53 Laps
7	1:58.280	4 Laps
1	2:00.586	1 Lap
2	2:00.657	1 Lap
93	2:07.291	13 Laps
5	2:01.863	85 Laps
19	1:57.490	5 Laps
17	4:54.647	17 Laps
4	2:01.032	3 Laps
Num	**T. Vta.**	**Dif**
Vta 201		
13	2:00.713	
3	2:08.245	50 Laps
8	2:00.310	6 Laps
11	2:08.496	23 Laps
6	1:55.741	8 Laps
9	2:02.053	31 Laps
23	2:13.322	11 Laps
14	2:12.478	10 Laps
20	2:14.468	8 Laps
51	2:14.007	19 Laps
22	2:08.151	4 Laps
7	1:58.385	4 Laps
1	2:01.131	1 Lap
2	2:01.084	1 Lap
5	2:03.462	85 Laps
25	2:14.830	53 Laps
93	2:05.471	13 Laps
19	1:56.629	5 Laps
Num	**T. Vta.**	**Dif**
Vta 202		
13	2:01.931	
4	2:03.744	4 Laps
17	2:10.656	18 Laps
8	2:01.545	6 Laps
3	2:07.929	50 Laps
6	1:56.119	8 Laps
11	2:09.641	23 Laps
9	2:01.790	31 Laps
14	2:11.314	10 Laps
23	2:15.767	11 Laps
20	2:13.920	8 Laps
7	1:59.003	4 Laps
22	2:06.714	4 Laps
51	2:14.360	19 Laps
21	4:20.566	3 Laps
1	2:01.145	1 Lap
2	2:01.242	1 Lap

Num	T. Vta.	Dif
19	1:57.943	5 Laps
5	2:04.925	85 Laps
93	2:07.315	13 Laps
25	2:14.945	53 Laps
Num	**T. Vta.**	**Dif**
Vta 203		
13	2:00.419	
4	2:00.623	4 Laps
17	2:05.517	18 Laps
8	2:00.014	6 Laps
6	1:55.615	8 Laps
3	2:09.456	50 Laps
11	2:09.060	23 Laps
9	2:01.985	31 Laps
14	2:10.798	10 Laps
7	1:59.286	4 Laps
23	2:16.097	11 Laps
20	2:13.747	8 Laps
22	2:05.747	4 Laps
1	1:59.992	1 Lap
2	2:00.117	1 Lap
21	2:05.290	3 Laps
19	1:57.145	5 Laps
51	2:14.737	19 Laps
5	2:03.910	85 Laps
93	2:10.043	13 Laps
Num	**T. Vta.**	**Dif**
Vta 204		
13	2:01.499	
4	2:01.481	4 Laps
25	2:17.010	54 Laps
6	1:55.646	8 Laps
17	2:06.061	18 Laps
8	2:03.216	6 Laps
3	2:09.122	50 Laps
9	2:01.073	31 Laps
11	2:09.694	23 Laps
7	1:59.851	4 Laps
14	2:11.426	10 Laps
1	2:00.652	1 Lap
2	2:00.765	1 Lap
19	1:57.244	5 Laps
22	2:06.061	4 Laps
21	2:04.636	3 Laps
23	2:14.814	11 Laps
20	2:16.273	8 Laps
5	2:05.927	85 Laps
51	2:14.871	19 Laps
Num	**T. Vta.**	**Dif**
Vta 205		
13	2:01.544	
4	2:01.586	4 Laps

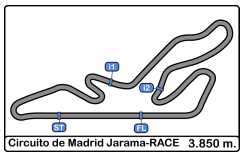

Circuito de Madrid Jarama - RACE

XI UV Endurance RACE Jarama

Carrera 8 horas resistencia

Análisis

Num	T. Vta.	Dif
93	2:11.404	14 Laps
6	1:56.479	8 Laps
17	2:05.988	18 Laps
8	2:01.178	6 Laps
25	2:16.406	54 Laps
9	2:00.971	31 Laps
3	2:09.657	50 Laps
11	2:08.462	23 Laps
7	1:59.342	4 Laps
19	1:57.238	5 Laps
1	2:00.835	1 Lap
2	2:00.740	1 Lap
21	2:04.181	3 Laps
14	2:14.054	10 Laps
22	2:07.107	4 Laps
23	2:14.797	11 Laps
20	2:13.153	8 Laps
Num	**T. Vta.**	**Dif**
Vta	**206**	
13	2:00.897	
4	2:00.689	4 Laps
5	2:15.911	86 Laps
6	1:56.463	8 Laps
51	2:16.355	20 Laps
93	2:11.045	14 Laps
8	2:00.343	6 Laps
17	2:07.801	18 Laps
25	2:15.725	54 Laps
9	2:00.876	31 Laps
3	2:08.474	50 Laps
11	2:08.788	23 Laps
7	1:58.841	4 Laps
19	1:56.731	5 Laps
1	1:59.746	1 Lap
2	1:59.836	1 Lap
21	2:05.909	3 Laps
22	2:10.917	4 Laps
14	2:13.255	10 Laps
6	1:56.942	7 Laps
Num	**T. Vta.**	**Dif**
Vta	**207**	
13	2:02.490	
4	2:02.376	4 Laps
23	2:15.377	12 Laps
20	2:16.118	9 Laps
8	2:00.501	6 Laps
93	2:12.449	14 Laps
51	2:21.116	20 Laps
17	2:12.370	18 Laps
9	2:01.135	31 Laps
25	2:15.794	54 Laps
3	2:08.246	50 Laps
11	2:08.721	23 Laps

Num	T. Vta.	Dif
7	1:59.526	4 Laps
19	1:57.587	5 Laps
1	1:59.081	1 Lap
2	1:58.784	1 Lap
21	2:09.309	3 Laps
22	2:12.247	4 Laps
Num	**T. Vta.**	**Dif**
Vta	**208**	
13	2:02.883	
4	2:03.192	4 Laps
6	2:13.087	8 Laps
8	2:00.574	6 Laps
23	2:14.862	12 Laps
20	2:13.755	9 Laps
14	2:31.675	11 Laps
93	2:14.126	14 Laps
51	2:15.266	20 Laps
9	1:59.999	31 Laps
17	2:10.359	18 Laps
25	2:15.565	54 Laps
3	2:08.409	50 Laps
7	1:59.056	4 Laps
19	1:56.686	5 Laps
11	2:09.810	23 Laps
1	1:58.509	1 Lap
2	1:58.520	1 Lap
21	2:08.237	3 Laps
Num	**T. Vta.**	**Dif**
Vta	**209**	
13	2:02.401	
4	2:02.528	4 Laps
6	1:57.868	8 Laps
22	2:08.481	5 Laps
8	1:59.553	6 Laps
23	2:13.269	12 Laps
20	2:13.014	9 Laps
9	1:59.637	31 Laps
93	2:06.862	14 Laps
17	2:09.059	18 Laps
51	2:16.028	20 Laps
7	2:00.460	4 Laps
19	1:57.570	5 Laps
3	2:10.152	50 Laps
25	2:15.798	54 Laps
1	1:58.919	1 Lap
2	1:59.135	1 Lap
11	2:11.373	23 Laps
6	1:57.252	7 Laps
Num	**T. Vta.**	**Dif**
Vta	**210**	
13	2:01.451	
4	2:01.880	4 Laps

Num	T. Vta.	Dif
21	2:09.056	4 Laps
8	2:01.033	6 Laps
22	2:08.463	5 Laps
9	2:00.741	31 Laps
23	2:14.922	12 Laps
20	2:15.354	9 Laps
93	2:08.883	14 Laps
14	4:43.985	12 Laps
17	2:11.997	18 Laps
19	1:56.347	5 Laps
7	1:59.433	4 Laps
51	2:16.055	20 Laps
1	1:59.188	1 Lap
2	1:59.033	1 Lap
3	2:09.190	50 Laps
25	2:14.837	54 Laps
11	2:06.110	23 Laps
5	9:37.907	89 Laps
6	1:56.917	7 Laps
Num	**T. Vta.**	**Dif**
Vta	**211**	
13	2:02.244	
4	2:01.672	4 Laps
21	2:05.814	4 Laps
8	1:59.712	6 Laps
22	2:07.977	5 Laps
9	2:00.598	31 Laps
23	2:13.327	12 Laps
20	2:12.262	9 Laps
19	1:55.923	5 Laps
7	1:58.253	4 Laps
93	2:15.876	14 Laps
17	2:15.159	18 Laps
1	1:59.919	1 Lap
2	2:00.122	1 Lap
14	2:21.035	12 Laps
51	2:14.103	20 Laps
3	2:07.972	50 Laps
5	2:03.103	89 Laps
11	2:07.996	23 Laps
25	2:15.504	54 Laps
6	1:58.176	7 Laps
Num	**T. Vta.**	**Dif**
Vta	**212**	
13	2:02.299	
4	2:02.303	4 Laps
8	1:59.920	6 Laps
21	2:06.148	4 Laps
22	2:10.283	5 Laps
9	1:59.285	31 Laps
19	1:57.354	5 Laps
7	1:58.516	4 Laps
23	2:13.178	12 Laps

Num	T. Vta.	Dif
20	2:14.460	9 Laps
1	1:58.782	1 Lap
2	1:58.390	1 Lap
93	2:14.712	14 Laps
14	2:16.202	12 Laps
51	2:14.292	20 Laps
5	2:01.909	89 Laps
3	2:09.178	50 Laps
11	2:07.500	23 Laps
6	1:59.598	7 Laps
25	2:16.351	54 Laps
Num	**T. Vta.**	**Dif**
Vta	**213**	
13	2:02.191	
4	2:02.520	4 Laps
8	1:58.303	6 Laps
21	2:08.093	4 Laps
9	2:00.088	31 Laps
22	2:09.483	5 Laps
19	1:57.218	5 Laps
7	1:57.943	4 Laps
1	1:58.994	1 Lap
2	1:58.999	1 Lap
23	2:13.016	12 Laps
20	2:12.136	9 Laps
5	2:01.051	89 Laps
93	2:20.350	14 Laps
3	2:09.007	50 Laps
51	2:14.449	20 Laps
6	1:57.593	7 Laps
11	2:08.146	23 Laps
14	2:22.546	12 Laps
Num	**T. Vta.**	**Dif**
Vta	**214**	
13	2:02.791	
8	2:00.952	6 Laps
4	2:02.722	4 Laps
25	2:17.996	55 Laps
21	2:07.643	4 Laps
9	2:01.351	31 Laps
22	2:05.849	5 Laps
19	1:57.934	5 Laps
7	1:58.287	4 Laps
1	1:58.489	1 Lap
2	1:58.612	1 Lap
23	2:11.755	12 Laps
20	2:11.553	9 Laps
5	2:00.793	89 Laps
17	6:24.989	20 Laps
6	1:58.946	7 Laps
3	2:09.342	50 Laps
93	2:21.431	14 Laps
11	2:06.307	23 Laps

Num	T. Vta.	Dif
51	2:14.880	20 Laps
8	1:59.126	5 Laps
Num	**T. Vta.**	**Dif**
Vta	**215**	
13	2:03.162	
4	2:02.832	4 Laps
14	2:17.951	13 Laps
25	2:15.429	55 Laps
9	2:02.705	31 Laps
21	2:10.757	4 Laps
19	1:57.912	5 Laps
22	2:07.009	5 Laps
7	1:58.201	4 Laps
1	1:58.127	1 Lap
2	1:58.384	1 Lap
5	2:01.647	89 Laps
23	2:10.682	12 Laps
20	2:11.780	9 Laps
6	1:59.877	7 Laps
3	2:08.386	50 Laps
11	2:06.168	23 Laps
8	1:59.848	5 Laps
Num	**T. Vta.**	**Dif**
Vta	**216**	
13	2:02.035	
4	2:02.204	4 Laps
93	2:21.608	15 Laps
51	2:17.692	21 Laps
14	2:16.059	13 Laps
17	2:55.410	21 Laps
9	2:00.979	31 Laps
19	1:59.585	5 Laps
25	2:14.942	55 Laps
21	2:09.919	4 Laps
7	1:58.414	4 Laps
22	2:05.823	5 Laps
1	1:57.656	1 Lap
2	1:57.246	1 Lap
5	2:02.928	89 Laps
6	1:58.194	7 Laps
20	2:10.711	9 Laps
23	2:13.259	12 Laps
8	1:59.624	5 Laps
3	2:08.180	50 Laps
11	2:06.768	23 Laps
Num	**T. Vta.**	**Dif**
Vta	**217**	
13	2:03.035	
4	2:02.663	4 Laps
17	2:05.967	21 Laps
51	2:17.527	21 Laps
9	2:00.751	31 Laps

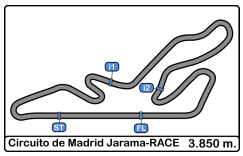

Circuito de Madrid Jarama - RACE
XI UV Endurance RACE Jarama
Carrera 8 horas resistencia
Análisis

Num	T. Vta.	Dif
93	2:23.432	15 Laps
19	1:59.120	5 Laps
14	2:19.688	13 Laps
7	1:59.254	4 Laps
22	2:05.119	5 Laps
21	2:13.147	4 Laps
1	1:58.234	1 Lap
2	1:58.242	1 Lap
25	2:17.948	55 Laps
6	1:56.249	7 Laps
5	2:03.843	89 Laps
20	2:10.718	9 Laps
23	2:10.577	12 Laps
8	2:00.311	5 Laps

Num	T. Vta.	Dif
Vta 218		
13	2:02.319	
11	2:06.973	24 Laps
4	2:02.815	4 Laps
3	2:08.344	51 Laps
9	2:00.771	31 Laps
17	2:05.747	21 Laps
19	2:00.316	5 Laps
7	1:58.615	4 Laps
51	2:19.232	21 Laps
93	2:18.857	15 Laps
2	1:58.597	1 Lap
1	2:00.507	1 Lap
22	2:06.063	5 Laps
21	2:08.023	4 Laps
14	2:23.096	13 Laps
25	2:15.466	55 Laps
6	1:58.424	7 Laps
5	2:03.372	89 Laps
8	2:06.486	5 Laps
20	2:09.880	9 Laps
23	2:09.849	12 Laps

Num	T. Vta.	Dif
Vta 219		
13	2:00.988	
4	2:02.455	4 Laps
11	2:06.860	24 Laps
3	2:07.594	51 Laps
9	2:00.877	31 Laps
19	1:59.975	5 Laps
7	1:58.665	4 Laps
17	2:08.085	21 Laps
2	1:58.274	1 Lap
1	1:58.368	1 Lap
93	2:08.543	15 Laps
22	2:04.094	5 Laps
21	2:06.696	4 Laps
51	2:20.073	21 Laps
14	2:18.348	13 Laps
25	2:15.630	55 Laps
6	2:07.101	7 Laps
5	2:02.583	89 Laps

Num	T. Vta.	Dif
Vta 220		
13	2:02.049	
23	2:08.563	13 Laps
4	2:01.810	4 Laps
20	2:10.589	10 Laps
8	2:19.217	6 Laps
11	2:07.620	24 Laps
3	2:07.449	51 Laps
9	2:02.821	31 Laps
19	1:57.903	5 Laps
7	1:58.778	4 Laps
17	2:02.933	21 Laps
2	1:56.815	1 Lap
1	1:57.717	1 Lap
22	2:02.923	5 Laps
93	2:06.004	15 Laps
21	2:09.944	4 Laps
51	2:28.194	21 Laps
14	2:19.386	13 Laps
25	2:14.036	55 Laps
6	2:02.641	7 Laps
5	2:02.499	89 Laps

Num	T. Vta.	Dif
Vta 221		
13	2:02.279	
4	2:02.815	4 Laps
23	2:08.312	13 Laps
20	2:06.750	10 Laps
11	2:08.540	24 Laps
3	2:08.224	51 Laps
8	2:14.351	6 Laps
7	1:58.942	4 Laps
19	2:05.204	5 Laps
9	2:09.901	31 Laps
2	1:57.770	1 Lap
1	2:00.040	1 Lap
17	2:08.595	21 Laps
22	2:02.071	5 Laps
93	2:05.330	15 Laps
21	2:09.044	4 Laps
6	2:04.211	7 Laps
5	2:04.672	89 Laps
25	2:17.639	55 Laps
14	2:23.951	13 Laps
51	2:30.546	21 Laps

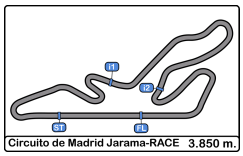

Circuito de Madrid Jarama - RACE
XI UV Endurance RACE Jarama
Carrera 8 horas resistencia
Mejores Sectores

	Sector - 1			Sector - 2			Sector - 3			Vuelta Ideal vs Mejor Vuelta					
Clas	Nº	Equipo	Tiempo	Nº	Equipo	Tiempo	Nº	Equipo	Tiempo	Clas	Nº	Equipo	Vta. Ideal	Mejor Vta.	Clas
1	19	FERNANDO NAVARRETE	43.968	6	GLOBAL CAR ADVISOR	38.233	2	BOYACA SPORT TEAM	32.009	1	2	BOYACA SPORT TEAM	1:54.592	1:54.755	1
2	2	BOYACA SPORT TEAM	44.097	2	BOYACA SPORT TEAM	38.486	6	GLOBAL CAR ADVISOR	32.237	2	6	GLOBAL CAR ADVISOR	1:54.837	1:55.463	3
3	6	GLOBAL CAR ADVISOR	44.367	19	FERNANDO NAVARRETE	38.620	19	FERNANDO NAVARRETE	32.254	3	19	FERNANDO NAVARRETE	1:54.842	1:55.145	2
4	1	RRO RACING	44.592	1	RRO RACING	38.735	1	RRO RACING	32.607	4	1	RRO RACING	1:55.934	1:56.259	4
5	7	JDM MOTOR 2	44.795	7	JDM MOTOR 2	39.059	7	JDM MOTOR 2	32.654	5	7	JDM MOTOR 2	1:56.508	1:56.940	5
6	8	JDM MOTOR 1	44.896	4	M&M RACING TEAM	39.115	4	M&M RACING TEAM	32.735	6	4	M&M RACING TEAM	1:56.866	1:57.270	6
7	4	M&M RACING TEAM	45.016	5	NO BRAIN TEAM	39.148	8	JDM MOTOR 1	33.011	7	8	JDM MOTOR 1	1:57.330	1:57.815	7
8	12	4 TEAM	45.381	8	JDM MOTOR 1	39.423	9	PUNTAL PRODUCTIONS	33.061	8	5	NO BRAIN TEAM	1:57.771	1:58.038	8
9	5	NO BRAIN TEAM	45.451	9	PUNTAL PRODUCTIONS	39.451	5	NO BRAIN TEAM	33.172	9	9	PUNTAL PRODUCTIONS	1:58.220	1:58.618	9
10	9	PUNTAL PRODUCTIONS	45.708	13	ASAP RACING	39.562	13	ASAP RACING	33.220	10	12	4 TEAM	1:58.345	1:58.633	10
11	13	ASAP RACING	45.714	12	4 TEAM	39.736	12	4 TEAM	33.228	11	13	ASAP RACING	1:58.496	1:59.220	11
12	79	DE AUGUSTO CARRERAS	45.861	22	TECSPORT - OLIMPIA	40.126	22	TECSPORT - OLIMPIA	33.797	12	22	TECSPORT - OLIMPIA	1:59.922	2:00.236	12
13	22	TECSPORT - OLIMPIA	45.999	79	DE AUGUSTO CARRERAS	40.204	79	DE AUGUSTO CARRERAS	33.871	13	79	DE AUGUSTO CARRERAS	1:59.936	2:00.514	13
14	24	M BOSS RACING	46.256	11	RR2 MOTORSPORT	40.471	21	DHR	33.886	14	11	RR2 MOTORSPORT	2:00.976	2:01.247	14
15	11	RR2 MOTORSPORT	46.337	17	EMAN EGURRE	40.654	24	M BOSS RACING	34.037	15	24	M BOSS RACING	2:01.186	2:01.784	15
16	21	DHR	46.688	21	DHR	40.727	11	RR2 MOTORSPORT	34.168	16	21	DHR	2:01.301	2:02.151	16
17	10	PRIMERA TEAM	46.827	24	M BOSS RACING	40.893	10	PRIMERA TEAM	34.260	17	17	EMAN EGURRE	2:01.915	2:02.262	17
18	17	EMAN EGURRE	46.893	10	PRIMERA TEAM	40.924	17	EMAN EGURRE	34.368	18	10	PRIMERA TEAM	2:02.011	2:02.371	18
19	43	IMARTI MOTORSPORT	46.943	18	PURA PASION	41.064	18	PURA PASION	34.415	19	43	IMARTI MOTORSPORT	2:02.499	2:02.865	19
20	18	PURA PASION	47.196	43	IMARTI MOTORSPORT	41.140	43	IMARTI MOTORSPORT	34.416	20	18	PURA PASION	2:02.675	2:02.956	20
21	14	E-PERFORMANCE	47.408	14	E-PERFORMANCE	41.712	14	E-PERFORMANCE	34.467	21	14	E-PERFORMANCE	2:03.587	2:03.928	21
22	20	EFICAR TEAM SAXO	47.514	93	GPLOIL-CKC	42.006	20	EFICAR TEAM SAXO	34.888	22	20	EFICAR TEAM SAXO	2:04.419	2:04.455	22
23	3	COIMBRA SAYAGO	47.732	20	EFICAR TEAM SAXO	42.017	16	SAAB ENDURANCE RACING SOCIETY	35.115	23	93	GPLOIL-CKC	2:05.116	2:05.330	23
24	16	SAAB ENDURANCE RACING SOCIETY	47.936	3	COIMBRA SAYAGO	42.485	3	COIMBRA SAYAGO	35.119	24	3	COIMBRA SAYAGO	2:05.336	2:05.649	24
25	93	GPLOIL-CKC	47.980	16	SAAB ENDURANCE RACING SOCIETY	42.566	93	GPLOIL-CKC	35.130	25	16	SAAB ENDURANCE RACING SOCIETY	2:05.617	2:06.172	25
26	15	BOYACA SAXO	48.129	15	BOYACA SAXO	42.705	23	RIGA SAXO	35.194	26	15	BOYACA SAXO	2:06.133	2:06.347	26
27	23	RIGA SAXO	48.259	23	RIGA SAXO	42.708	15	BOYACA SAXO	35.299	27	23	RIGA SAXO	2:06.161	2:06.557	27
28	51	AUTOCODE TORREJON	48.790	51	AUTOCODE TORREJON	43.242	51	AUTOCODE TORREJON	35.687	28	51	AUTOCODE TORREJON	2:07.719	2:08.107	28
29	25	AMAZON SPORT	49.855	25	AMAZON SPORT	44.814	25	AMAZON SPORT	36.894	29	25	AMAZON SPORT	2:11.563	2:13.631	29

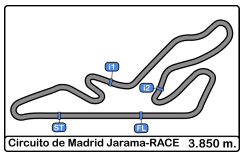

Circuito de Madrid Jarama - RACE

XI UV Endurance RACE Jarama

Carrera 8 horas resistencia

Secuencia Líder

Nº	Equipo	Concursante	Vehiculo	Cat	V.Inici	V. Fin	Vtas	Total
2	BOYACA SPORT TEAM	VSR MOTORSPORT	BMW 325	3	1	**4**	4	4
19	FERNANDO NAVARRETE	ULTIMA VUELTA	BMW 325I	3	5	**25**	21	21
1	RRO RACING	VSR MOTORSPORT	BMW 325	3	26	**31**	6	6
8	JDM MOTOR 1	ULTIMA VUELTA	BMW 325	3	32	**39**	8	8
7	JDM MOTOR 2	ULTIMA VUELTA	BMW E36	3	40	**48**	9	9
4	M&M RACING TEAM	ESCUDERIA CENTRO	BMW 325	3	49	**50**	2	2
2	BOYACA SPORT TEAM	VSR MOTORSPORT	BMW 325	3	51	**61**	11	15
1	RRO RACING	VSR MOTORSPORT	BMW 325	3	62	**71**	10	16
8	JDM MOTOR 1	ULTIMA VUELTA	BMW 325	3	72	**80**	9	17
1	RRO RACING	VSR MOTORSPORT	BMW 325	3	81	**119**	39	55
2	BOYACA SPORT TEAM	VSR MOTORSPORT	BMW 325	3	120	**128**	9	24
1	RRO RACING	VSR MOTORSPORT	BMW 325	3	129	**150**	22	77
2	BOYACA SPORT TEAM	VSR MOTORSPORT	BMW 325	3	151	**159**	9	33
13	ASAP RACING	ANDRES SANCHEZ PEREZ	HONDA CIVIC	1	160	**172**	13	13
2	BOYACA SPORT TEAM	VSR MOTORSPORT	BMW 325	3	173	**183**	11	44
13	ASAP RACING	ANDRES SANCHEZ PEREZ	HONDA CIVIC	1	184	**221**	38	51

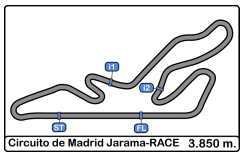

Circuito de Madrid Jarama - RACE

XI UV Endurance RACE Jarama

Carrera 8 horas resistencia

5 Mejores Tiempos

						Mejor 1		Mejor 2		Mejor 3		Mejor 4		Mejor 5	
Clas	**Nº**	**Equipo**	**Concursante**	**Vehiculo**	**Cat**	**Tiempo**	**Vta.**	**Tiempo**	**Vta.**	**Tiempo**	**Vta.**	**Tiempo**	**Vta.**	**Tiempo**	**Vta.**
1	**2**	BOYACA SPORT TEAM	VSR MOTORSPORT	BMW 325	3	**1:54.755**	164	1:55.105	166	1:55.490	165	1:55.565	168	1:55.692	167
2	**19**	FERNANDO NAVARRETE	ULTIMA VUELTA	BMW 325I	3	**1:55.145**	4	1:55.210	5	1:55.717	36	1:55.764	188	1:55.789	6
3	**6**	GLOBAL CAR ADVISOR	ULTIMA VUELTA	BMW 325	3	**1:55.463**	152	1:55.615	195	1:55.646	196	1:55.741	193	1:55.959	162
4	**1**	RRO RACING	VSR MOTORSPORT	BMW 325	3	**1:56.259**	145	1:56.604	147	1:56.642	124	1:56.682	126	1:56.834	149
5	**7**	JDM MOTOR 2	ULTIMA VUELTA	BMW E36	3	**1:56.940**	41	1:57.058	125	1:57.291	39	1:57.328	43	1:57.640	44
6	**4**	M&M RACING TEAM	ESCUDERIA CENTRO	BMW 325	3	**1:57.270**	108	1:57.457	106	1:57.566	16	1:57.578	17	1:57.646	24
7	**8**	JDM MOTOR 1	ULTIMA VUELTA	BMW 325	3	**1:57.815**	18	1:57.944	22	1:58.004	9	1:58.062	8	1:58.076	5
8	**5**	NO BRAIN TEAM	ULTIMA VUELTA	BMW 325	3	**1:58.038**	19	1:58.861	24	1:58.890	93	1:58.917	20	1:58.922	17
9	**9**	PUNTAL PRODUCTIONS	MADRID HISTORICOS	BMW 325I	3	**1:58.618**	51	1:58.728	53	1:59.117	73	1:59.224	64	1:59.285	181
10	**12**	4 TEAM	JORGE RAMIREZ FERNANDEZ	BMW 318	2	**1:58.633**	20	1:58.663	12	1:58.985	18	1:59.077	10	1:59.098	13
11	**13**	ASAP RACING	ANDRES SANCHEZ PEREZ	HONDA CIVIC	1	**1:59.220**	112	1:59.261	115	1:59.263	107	1:59.278	75	1:59.568	92
12	**22**	TECSPORT - OLIMPIA	ULTIMA VUELTA	V. GOLF	2	**2:00.236**	40	2:00.348	152	2:00.362	155	2:00.542	156	2:00.648	157
13	**79**	DE AUGUSTO CARRERAS	C.D. QUINTANO SPORT	BMW 325I	3	**2:00.514**	146	2:00.539	145	2:00.562	140	2:00.592	143	2:00.806	89
14	**11**	RR2 MOTORSPORT	ESCUDERIA MEDITERRANEO DE ALICANTE	V. GOLF	2	**2:01.247**	117	2:01.427	116	2:01.533	121	2:01.627	114	2:01.636	13
15	**24**	M BOSS RACING	ESCUDERIA 1000 LAGOS	V. GOLF	2	**2:01.784**	4	2:02.026	14	2:02.090	8	2:02.116	6	2:02.170	13
16	**21**	DHR	ULTIMA VUELTA	NISSAN SUNY	2	**2:02.151**	3	2:02.165	162	2:02.238	159	2:02.314	158	2:02.365	155
17	**17**	EMAN EGURRE	EMAN EGURRE	BMW 325I	3	**2:02.262**	5	2:02.363	44	2:02.414	38	2:02.521	37	2:02.525	22
18	**10**	PRIMERA TEAM	EFICAR TEAM	NISSAN PRIMERA	2	**2:02.371**	6	2:02.403	5	2:02.878	4	2:02.888	8	2:03.004	9
19	**43**	IMARTI MOTORSPORT	ESCUDERIA CERRO NEGRO	HONDA CIVIC	1	**2:02.865**	37	2:03.370	36	2:03.526	12	2:03.604	21	2:03.677	13
20	**18**	PURA PASION	VICENTE GABRIEL VALLES	AUDI TT	3	**2:02.956**	88	2:03.207	83	2:03.319	24	2:03.553	23	2:03.589	79
21	**14**	E-PERFORMANCE	ULTIMA VUELTA	HONDA CIVIC	1	**2:03.928**	153	2:04.043	154	2:04.773	156	2:04.964	6	2:05.058	38
22	**20**	EFICAR TEAM SAXO	EFICAR TEAM	SAXO	SAXO	**2:04.455**	38	2:04.706	6	2:04.877	5	2:04.966	56	2:05.145	39
23	**93**	GPLOIL-CKC	ATKMOTORSPORT MADRID	SUZUKI SWIFT	1	**2:05.330**	206	2:05.471	188	2:06.004	205	2:06.162	186	2:06.189	185
24	**3**	COIMBRA SAYAGO	ULTIMA VUELTA	SAXO	SAXO	**2:05.649**	28	2:05.673	23	2:05.683	36	2:05.801	19	2:05.836	16
25	**16**	SAAB ENDURANCE RACING SOCIETY	ESCUDERIA 1000 LAGOS	SAAB 900I	2	**2:06.172**	15	2:06.285	16	2:06.667	21	2:06.746	25	2:06.753	19
26	**15**	BOYACA SAXO	VSR MOTORSPORT	SAXO	SAXO	**2:06.347**	40	2:06.386	52	2:06.442	64	2:06.560	58	2:06.706	61
27	**23**	RIGA SAXO	RASANTE SPORT	SAXO	SAXO	**2:06.557**	158	2:06.625	156	2:07.001	157	2:07.372	135	2:07.497	162
28	**51**	AUTOCODE TORREJON	ESCUDERIA CENTRO	SAXO	SAXO	**2:08.107**	86	2:08.143	93	2:08.158	85	2:08.192	70	2:08.250	81
29	**25**	AMAZON SPORT	AECD	V. GOLF	2	**2:13.631**	71	2:13.780	117	2:14.036	165	2:14.239	58	2:14.664	115

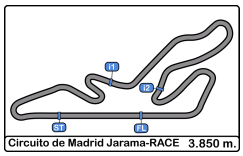

Circuito de Madrid Jarama - RACE

XI UV Endurance RACE Jarama

Carrera 8 horas resistencia

5 Mejores Velocidades

						Máxima 1		Máxima 2		Máxima 3		Máxima 4		Máxima 5		
Clas	**Nº**	**Equipo**	**Concursante**	**Vehiculo**	**Cat**	**Km/h**	**Vta.**	**Km/h**	**Vta.**	**Km/h**	**Vta.**	**Km/h**	**Vta.**	**Km/h**	**Vta.**	**Media**
1	**4**	M&M RACING TEAM	ESCUDERIA CENTRO	BMW 325	3	**203.0**	38	199.6	20	196.7	29	196.7	40	196.7	43	198.5
2	**19**	FERNANDO NAVARRETE	ULTIMA VUELTA	BMW 325I	3	**203.0**	25	200.7	4	200.3	35	198.8	189	198.1	3	200.2
3	**7**	JDM MOTOR 2	ULTIMA VUELTA	BMW E36	3	**201.8**	31	200.0	5	199.2	98	198.8	22	198.1	29	199.6
4	**2**	BOYACA SPORT TEAM	VSR MOTORSPORT	BMW 325	3	**200.3**	188	196.3	190	195.2	191	193.8	132	193.8	164	195.9
5	**9**	PUNTAL PRODUCTIONS	MADRID HISTORICOS	BMW 325I	3	**199.2**	37	198.1	30	198.1	36	197.8	107	196.7	19	198.0
6	**6**	GLOBAL CAR ADVISOR	ULTIMA VUELTA	BMW 325	3	**198.8**	174	198.5	189	198.1	193	197.8	143	197.0	54	198.0
7	**17**	EMAN EGURRE	EMAN EGURRE	BMW 325I	3	**197.8**	6	197.8	10	195.6	9	195.6	16	195.6	19	196.5
8	**12**	4 TEAM	JORGE RAMIREZ FERNANDEZ	BMW 318	2	**197.0**	20	197.0	23	196.3	19	196.0	14	196.0	16	196.5
9	**79**	DE AUGUSTO CARRERAS	C.D. QUINTANO SPORT	BMW 325I	3	**197.0**	28	196.0	61	194.5	49	194.5	94	194.5	116	195.3
10	**1**	RRO RACING	VSR MOTORSPORT	BMW 325	3	**196.3**	103	196.3	217	196.0	62	196.0	101	196.0	151	196.1
11	**5**	NO BRAIN TEAM	ULTIMA VUELTA	BMW 325	3	**195.6**	116	194.2	74	194.2	115	193.8	107	193.8	119	194.3
12	**13**	ASAP RACING	ANDRES SANCHEZ PEREZ	HONDA CIVIC	1	**195.2**	17	195.2	178	194.5	8	194.2	19	194.2	48	194.7
13	**8**	JDM MOTOR 1	ULTIMA VUELTA	BMW 325	3	**194.9**	189	194.2	207	193.8	191	192.8	74	192.5	103	193.6
14	**11**	RR2 MOTORSPORT	ESCUDERIA MEDITERRANEO DE ALICANTE	V. GOLF	2	**191.1**	71	190.4	94	189.8	46	189.8	95	189.8	102	190.2
15	**24**	M BOSS RACING	ESCUDERIA 1000 LAGOS	V. GOLF	2	**191.1**	6	190.8	22	190.4	23	189.1	20	189.1	21	190.1
16	**22**	TECSPORT - OLIMPIA	ULTIMA VUELTA	V. GOLF	2	**190.8**	40	190.4	20	190.4	39	190.4	163	189.4	38	190.3
17	**21**	DHR	ULTIMA VUELTA	NISSAN SUNY	2	**187.8**	50	187.5	160	186.5	9	186.5	53	185.8	175	186.8
18	**43**	IMARTI MOTORSPORT	ESCUDERIA CERRO NEGRO	HONDA CIVIC	1	**186.5**	38	181.8	81	181.8	118	180.9	4	180.6	21	182.3
19	**10**	PRIMERA TEAM	EFICAR TEAM	NISSAN PRIMERA	2	**183.3**	13	183.0	12	182.7	9	182.4	6	182.1	4	182.7
20	**18**	PURA PASION	VICENTE GABRIEL VALLES	AUDI TT	3	**182.7**	91	182.4	83	181.8	69	181.8	76	181.2	81	182.0
21	**20**	EFICAR TEAM SAXO	EFICAR TEAM	SAXO	SAXO	**181.2**	3	180.0	2	178.2	37	177.6	4	176.1	38	178.6
22	**14**	E-PERFORMANCE	ULTIMA VUELTA	HONDA CIVIC	1	**179.7**	5	179.4	3	179.1	83	178.8	156	178.5	49	179.1
23	**16**	SAAB ENDURANCE RACING SOCIETY	ESCUDERIA 1000 LAGOS	SAAB 900I	2	**179.7**	103	179.4	3	179.4	102	178.2	4	178.2	15	178.9
24	**93**	GPLOIL-CKC	ATKMOTORSPORT MADRID	SUZUKI SWIFT	1	**178.2**	166	177.6	189	177.3	188	177.0	182	177.0	206	177.4
25	**3**	COIMBRA SAYAGO	ULTIMA VUELTA	SAXO	SAXO	**177.6**	3	176.1	5	176.1	6	176.1	16	175.8	2	176.4
26	**23**	RIGA SAXO	RASANTE SPORT	SAXO	SAXO	**176.1**	37	175.3	180	175.0	2	174.7	54	174.4	13	175.1
27	**51**	AUTOCODE TORREJON	ESCUDERIA CENTRO	SAXO	SAXO	**176.1**	84	175.6	96	175.0	75	173.6	15	173.3	60	174.7
28	**15**	BOYACA SAXO	VSR MOTORSPORT	SAXO	SAXO	**175.0**	64	175.0	65	174.1	40	173.3	50	173.3	51	174.1
29	**25**	AMAZON SPORT	AECD	V. GOLF	2	**173.9**	65	173.6	56	172.5	40	171.7	48	171.4	39	172.6

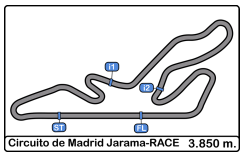

Circuito de Madrid Jarama - RACE

XI UV Endurance RACE Jarama

Carrera 8 horas resistencia

Secuencia Vueltas Rápidas

Vta	Hora Día	T Sesion	Nº	Equipo	Concursante	Vehiculo	Cat	TIempo	Km/h
2	13:10:08.032	4:01.032	**2**	BOYACA SPORT TEAM	VSR MOTORSPORT	BMW 325	3	**1:58.129**	117.3
2	13:10:16.491	4:09.491	**19**	FERNANDO NAVARRETE	ULTIMA VUELTA	BMW 325I	3	**1:56.457**	119.0
3	13:12:12.416	6:05.416	**19**	FERNANDO NAVARRETE	ULTIMA VUELTA	BMW 325I	3	**1:55.925**	119.5
4	13:14:07.561	8:00.561	**19**	FERNANDO NAVARRETE	ULTIMA VUELTA	BMW 325I	3	**1:55.145**	120.3
164	19:04:12.002	5:58:05.002	**2**	BOYACA SPORT TEAM	VSR MOTORSPORT	BMW 325	3	**1:54.755**	120.7

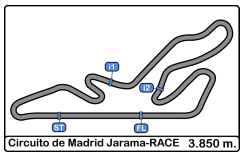

Circuito de Madrid Jarama - RACE

XI UV Endurance RACE Jarama

Carrera 8 horas resistencia

Mejor Máxima Velocidad del Evento

Cls	Nº	Equipo	Concursante	Vehiculo	Cat	Km/h	Sesión
1	**19**	FERNANDO NAVARRETE	ULTIMA VUELTA	BMW 325I	3	**203.0**	Carrera 8 horas resistencia
2	**4**	M&M RACING TEAM	ESCUDERIA CENTRO	BMW 325	3	**203.0**	Carrera 8 horas resistencia
3	**7**	JDM MOTOR 2	ULTIMA VUELTA	BMW E36	3	**201.8**	Carrera 8 horas resistencia
4	**2**	BOYACA SPORT TEAM	VSR MOTORSPORT	BMW 325	3	**201.4**	Entrenamiento cronometrado
5	**9**	PUNTAL PRODUCTIONS	MADRID HISTORICOS	BMW 325I	3	**199.2**	Carrera 8 horas resistencia
6	**6**	GLOBAL CAR ADVISOR	ULTIMA VUELTA	BMW 325	3	**198.8**	Carrera 8 horas resistencia
7	**17**	EMAN EGURRE	EMAN EGURRE	BMW 325I	3	**197.8**	Carrera 8 horas resistencia
8	**12**	4 TEAM	JORGE RAMIREZ FERNANDEZ	BMW 318	2	**197.0**	Carrera 8 horas resistencia
9	**79**	DE AUGUSTO CARRERAS	C.D. QUINTANO SPORT	BMW 325I	3	**197.0**	Carrera 8 horas resistencia
10	**13**	ASAP RACING	ANDRES SANCHEZ PEREZ	HONDA CIVIC	1	**196.3**	Entrenamiento cronometrado
11	**1**	RRO RACING	VSR MOTORSPORT	BMW 325	3	**196.3**	Carrera 8 horas resistencia
12	**5**	NO BRAIN TEAM	ULTIMA VUELTA	BMW 325	3	**195.6**	Carrera 8 horas resistencia
13	**8**	JDM MOTOR 1	ULTIMA VUELTA	BMW 325	3	**194.9**	Carrera 8 horas resistencia
14	**24**	M BOSS RACING	ESCUDERIA 1000 LAGOS	V. GOLF	2	**192.8**	Entrenamiento cronometrado
15	**11**	RR2 MOTORSPORT	ESCUDERIA MEDITERRANEO DE ALICANTE	V. GOLF	2	**191.1**	Carrera 8 horas resistencia
16	**22**	TECSPORT - OLIMPIA	ULTIMA VUELTA	V. GOLF	2	**190.8**	Carrera 8 horas resistencia
17	**21**	DHR	ULTIMA VUELTA	NISSAN SUNY	2	**187.8**	Carrera 8 horas resistencia
18	**43**	IMARTI MOTORSPORT	ESCUDERIA CERRO NEGRO	HONDA CIVIC	1	**186.5**	Carrera 8 horas resistencia
19	**10**	PRIMERA TEAM	EFICAR TEAM	NISSAN PRIMERA	2	**183.9**	Entrenamiento cronometrado
20	**18**	PURA PASION	VICENTE GABRIEL VALLES	AUDI TT	3	**182.7**	Carrera 8 horas resistencia
21	**20**	EFICAR TEAM SAXO	EFICAR TEAM	SAXO	SAXO	**181.2**	Carrera 8 horas resistencia
22	**14**	E-PERFORMANCE	ULTIMA VUELTA	HONDA CIVIC	1	**179.7**	Carrera 8 horas resistencia
23	**16**	SAAB ENDURANCE RACING SOCIETY	ESCUDERIA 1000 LAGOS	SAAB 900I	2	**179.7**	Carrera 8 horas resistencia
24	**93**	GPLOIL-CKC	ATKMOTORSPORT MADRID	SUZUKI SWIFT	1	**178.2**	Carrera 8 horas resistencia
25	**3**	COIMBRA SAYAGO	ULTIMA VUELTA	SAXO	SAXO	**177.6**	Carrera 8 horas resistencia
26	**23**	RIGA SAXO	RASANTE SPORT	SAXO	SAXO	**176.1**	Carrera 8 horas resistencia
27	**51**	AUTOCODE TORREJON	ESCUDERIA CENTRO	SAXO	SAXO	**176.1**	Carrera 8 horas resistencia
28	**15**	BOYACA SAXO	VSR MOTORSPORT	SAXO	SAXO	**175.0**	Carrera 8 horas resistencia
29	**25**	AMAZON SPORT	AECD	V. GOLF	2	**173.9**	Carrera 8 horas resistencia

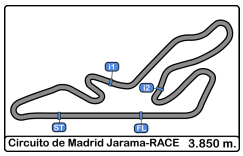

Circuito de Madrid Jarama - RACE

XI UV Endurance RACE Jarama

Carrera 8 horas resistencia

Cuentavueltas

VTA

Nr	Pos	Grid	1	2	3	4	5	6	7	8	9	10	11	12	13	14	15	16	17	18	19	20	21	22	23	24	25	26	27	28	29	30
2	**1**	2	2	2	2	2	19	19	19	19	19	19	19	19	19	19	19	19	19	19	19	19	19	19	19	19	19	1	1	1	1	1
7	**2**	7	1	1	1	19	2	2	2	2	2	2	2	2	2	2	2	2	8	8	8	8	8	8	8	1	1	8	8	8	8	8
1	**3**	1	12	8	19	1	1	1	1	1	1	1	1	1	1	1	1	1	2	2	1	1	1	1	1	8	8	2	2	2	2	2
4	**4**	4	8	12	8	8	8	8	8	8	8	8	8	8	8	8	8	8	1	1	2	2	2	2	2	2	2	4	4	4	4	4
13	**5**	13	13	19	12	12	12	12	12	12	12	12	4	4	4	4	4	4	4	4	4	4	4	4	4	4	4	7	7	7	7	7
8	**6**	8	22	13	13	13	4	4	4	4	4	4	12	12	12	7	7	7	7	7	7	7	7	7	7	7	7	13	13	13	13	13
12	**7**	12	24	22	22	4	13	13	7	7	7	7	7	7	7	12	12	12	12	12	12	12	12	12	13	13	13	22	22	22	22	22
24	**8**	24	4	24	4	22	6	7	13	13	13	13	13	13	13	13	13	13	13	13	13	13	13	13	22	22	22	24	24	24	24	24
22	**9**	22	19	4	24	6	22	6	6	6	22	22	22	22	22	22	22	22	22	22	22	22	22	22	24	24	24	11	11	11	11	11
43	**10**	43	11	11	6	24	7	22	22	22	24	24	24	24	24	24	24	24	24	24	24	24	11	11	11	11	11	79	79	79	79	17
11	**11**	11	21	21	11	7	24	24	24	24	11	11	11	11	11	11	11	11	11	11	11	11	24	24	79	79	79	17	17	17	17	21
10	**12**	10	79	6	21	11	11	11	11	11	79	79	79	79	79	79	79	79	79	79	79	79	79	79	17	17	17	21	21	21	21	10
17	**13**	17	6	79	7	21	21	79	79	79	21	17	17	17	17	17	17	17	17	17	17	17	17	17	21	21	21	10	10	10	10	43
21	**14**	21	10	7	79	79	79	21	21	21	17	21	21	21	21	21	21	21	21	21	21	21	21	21	10	10	10	18	18	18	43	14
14	**15**	14	17	17	17	17	17	17	17	17	10	10	10	10	10	10	10	10	10	10	10	10	10	10	18	18	18	19	43	43	14	20
18	**16**	18	43	10	10	10	10	10	10	10	18	18	18	18	18	18	18	18	18	18	18	18	18	18	43	43	43	43	20	14	20	3
20	**17**	20	7	18	18	18	18	18	18	18	43	43	43	43	43	43	43	43	43	43	43	43	43	43	20	20	20	20	14	20	3	79
93	**18**	93	18	43	43	43	43	43	43	43	20	20	20	20	20	20	20	20	20	20	20	20	20	20	14	14	14	14	3	3	16	23
79	**19**	79	3	3	3	20	20	20	20	20	14	14	14	14	14	14	14	14	14	14	14	14	14	14	3	3	3	3	16	16	23	93
23	**20**	23	20	20	20	3	14	14	14	14	3	3	3	3	3	3	3	3	3	3	3	3	3	3	16	16	16	16	23	23	93	15
3	**21**	3	14	14	14	14	3	3	3	3	23	23	23	16	16	16	16	16	16	16	16	16	16	16	12	23	23	23	93	93	15	51
16	**22**	16	23	23	23	23	23	23	23	23	16	16	16	23	23	23	23	23	23	23	23	23	23	23	23	93	93	93	15	15	51	19
15	**23**	15	15	16	16	16	16	16	16	16	93	93	93	93	93	93	93	93	93	93	93	93	93	93	93	15	15	15	51	51	19	12
51	**24**	51	93	15	93	93	93	93	93	93	51	51	51	15	15	15	51	51	51	51	51	51	15	15	15	51	51	51	19	19	12	16
25	**25**	25	16	93	15	15	51	51	51	51	15	15	15	51	51	51	15	15	15	15	15	15	51	51	51	12	12	12	12	12	6	6
6	**26**	6	51	51	51	51	15	15	15	15	6	25	25	25	25	25	25	6	6	6	6	6	6	6	6	6	6	6	6	6	18	18
5	**27**	5	25	25	25	25	25	25	25	25	25	6	6	6	6	6	6	25	25	25	25	9	9	9	9	9	9	9	9	9	9	9
9	**28**	9	9	9	9	9	9	9	9	9	9	9	9	9	9	9	9	9	9	9	9	25	25	25	25	25	25	25	25	25	25	25
19	**29**	19	5	5	5	5	5	5	5	5	5	5	5	5	5	5	5	5	5	5	5	5	5	5	5	5	5	5	5	5	5	5

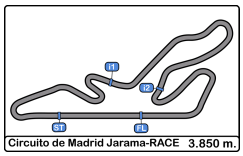

Circuito de Madrid Jarama - RACE

XI UV Endurance RACE Jarama

Carrera 8 horas resistencia

Cuentavueltas

VTA

Nr	Pos	31	32	33	34	35	36	37	38	39	40	41	42	43	44	45	46	47	48	49	50	51	52	53	54	55	56	57	58	59	60	61
2	**1**	1	8	8	8	8	8	8	8	8	7	7	7	7	7	7	7	7	7	4	4	2	2	2	2	2	2	2	2	2	2	2
7	**2**	8	2	2	2	2	2	2	7	7	8	8	8	8	8	8	8	8	8	2	2	13	13	13	13	13	13	13	13	13	1	1
1	**3**	2	7	7	7	7	7	7	2	4	4	4	4	4	4	4	4	4	4	13	13	4	10	21	21	21	21	21	1	1	19	19
4	**4**	7	4	4	4	4	4	4	4	2	2	2	2	2	2	2	2	2	2	8	10	10	21	1	1	1	1	1	21	21	20	20
13	**5**	4	13	13	13	13	13	13	13	13	13	13	13	13	13	13	13	13	13	7	21	21	1	14	14	14	14	14	19	19	7	7
8	**6**	13	22	22	22	22	22	22	22	22	22	22	17	17	17	17	17	17	10	10	1	1	14	20	20	20	20	19	20	20	4	4
12	**7**	22	1	24	24	24	24	17	17	17	17	17	24	10	10	10	10	10	21	21	14	14	20	19	19	19	19	20	7	7	12	12
24	**8**	24	24	17	17	17	17	24	24	24	24	24	10	21	21	21	21	21	43	1	20	20	19	10	7	7	7	7	4	4	21	8
22	**9**	17	17	10	10	10	10	43	43	43	10	10	21	24	24	43	43	43	20	14	19	19	7	7	4	4	4	4	12	12	8	13
43	**10**	10	10	43	43	43	43	10	10	10	21	21	43	43	43	20	20	20	14	20	93	7	4	4	12	12	12	12	14	8	22	22
11	**11**	21	43	14	14	14	20	21	21	21	43	43	20	20	20	24	14	14	1	19	7	12	12	12	8	8	8	8	8	22	13	79
10	**12**	43	14	20	20	20	14	20	20	20	20	20	14	14	14	14	1	1	19	93	12	8	8	8	22	22	22	22	22	79	79	17
17	**13**	14	20	3	3	3	3	14	14	14	14	14	22	1	1	1	19	19	23	43	8	22	22	22	79	79	79	79	79	17	17	21
21	**14**	20	3	21	21	21	21	3	3	1	1	1	1	23	23	19	23	23	93	12	22	79	79	79	17	17	17	17	17	10	10	10
14	**15**	3	21	1	1	1	1	1	1	3	23	23	23	93	19	23	93	93	17	23	79	93	17	17	10	10	10	10	10	14	14	14
18	**16**	23	23	23	23	23	23	23	23	23	93	93	93	19	93	93	51	51	51	22	17	17	43	43	43	43	43	43	43	43	43	43
20	**17**	93	93	93	93	93	93	93	93	93	51	51	51	51	51	51	12	12	12	79	43	43	15	15	15	15	15	15	15	15	15	15
93	**18**	15	15	15	15	15	51	51	51	51	19	19	19	12	12	12	22	22	22	51	15	15	93	93	23	23	23	23	93	23	23	23
79	**19**	51	51	51	51	51	19	19	19	19	12	12	12	22	22	22	79	79	79	17	23	23	23	23	93	93	93	93	23	93	6	6
23	**20**	19	19	19	19	19	12	12	12	12	79	79	79	79	79	79	15	15	15	15	11	11	11	11	11	11	11	6	6	6	3	3
3	**21**	11	12	12	12	12	15	79	79	79	15	15	15	15	15	15	11	11	11	11	51	51	51	6	6	6	6	3	3	3	51	51
16	**22**	12	79	79	79	79	79	11	11	11	11	11	11	11	11	11	3	3	3	3	3	3	3	3	3	3	3	11	51	51	93	93
15	**23**	79	11	11	11	11	11	15	15	15	3	3	3	3	3	3	6	6	6	6	6	6	6	51	51	51	51	51	11	11	11	11
51	**24**	6	6	6	6	6	6	6	6	6	6	6	6	6	6	6	16	16	16	16	16	16	16	16	16	18	18	18	18	18	18	18
25	**25**	16	16	16	16	16	16	16	16	16	16	16	16	16	16	16	18	18	18	18	18	18	18	18	18	9	9	9	9	9	9	9
6	**26**	18	18	18	18	18	18	18	18	18	18	18	18	18	18	18	9	9	9	9	9	9	9	9	9	16	16	16	16	16	16	16
5	**27**	9	9	9	9	9	9	9	9	9	9	9	9	9	9	9	25	25	25	25	25	25	25	25	25	25	25	25	25	25	25	25
9	**28**	25	25	25	25	25	25	25	25	25	25	25	25	25	25	25	5	5	5	5	5	5	5	5	5	5	5	5	5	5	5	5
19	**29**	5	5	5	5	5	5	5	5	5	5	5	5	5	5	5																

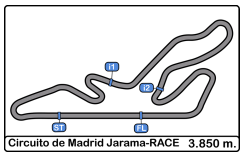

Circuito de Madrid Jarama - RACE

XI UV Endurance RACE Jarama

Carrera 8 horas resistencia

Cuentavueltas

VTA

Nr	Pos	62	63	64	65	66	67	68	69	70	71	72	73	74	75	76	77	78	79	80	81	82	83	84	85	86	87	88	89	90	91	92
2	**1**	1	1	1	1	1	1	1	1	1	1	8	8	8	8	8	8	8	8	8	1	1	1	1	1	1	1	1	1	1	1	1
7	**2**	19	20	7	7	7	7	7	8	8	8	13	13	13	13	1	1	1	1	1	13	13	13	13	13	13	13	13	13	13	13	13
1	**3**	20	7	2	2	2	2	2	7	13	13	1	1	1	1	13	13	13	13	13	22	22	22	7	7	7	7	7	7	7	7	7
4	**4**	7	2	4	4	4	4	4	2	22	22	22	22	22	22	22	22	22	22	22	7	7	7	2	2	2	2	2	2	2	2	2
13	**5**	2	4	20	8	8	8	8	4	7	2	2	2	2	2	7	7	7	7	7	2	2	2	22	22	22	4	4	4	4	4	4
8	**6**	4	19	8	13	13	13	13	13	2	7	7	7	7	7	2	2	2	2	2	8	4	4	4	4	4	21	21	21	21	21	21
12	**7**	8	8	13	22	22	22	22	22	19	19	4	4	4	4	4	4	4	4	4	4	21	21	21	21	21	22	10	19	19	19	19
24	**8**	12	13	22	17	19	19	19	19	10	10	21	21	21	21	21	21	21	21	21	21	19	10	10	10	10	10	19	10	10	10	10
22	**9**	13	22	79	19	17	10	10	10	21	21	10	10	10	10	10	10	10	10	19	19	10	19	19	19	19	19	20	20	20	20	20
43	**10**	22	79	17	10	10	21	21	21	4	4	19	19	19	19	19	19	19	19	10	10	20	20	20	20	20	20	8	8	8	8	8
11	**11**	79	17	19	21	21	20	20	20	20	20	20	20	20	20	20	20	20	20	20	20	43	43	43	43	43	8	43	43	43	43	43
10	**12**	17	10	10	20	20	43	43	43	43	43	43	43	43	43	43	43	43	43	43	43	8	8	8	8	8	43	14	14	14	14	14
17	**13**	10	21	21	79	43	14	14	14	14	14	14	14	14	14	14	14	14	14	14	14	14	14	14	14	14	14	22	22	22	22	22
21	**14**	21	43	43	43	14	17	23	23	23	23	23	23	23	23	23	23	23	23	23	23	23	23	23	23	23	23	23	23	23	23	23
14	**15**	43	14	14	14	23	23	79	17	17	17	17	17	17	17	17	17	17	17	17	17	17	17	17	17	17	17	17	17	17	17	17
18	**16**	14	15	15	15	79	79	17	15	15	15	15	15	15	15	15	15	15	15	15	15	15	15	15	15	15	15	15	15	15	15	15
20	**17**	15	12	23	23	15	15	15	3	3	3	3	3	3	3	3	3	3	3	51	51	51	51	51	51	51	51	51	51	51	51	51
93	**18**	23	23	3	3	3	3	3	51	51	51	51	51	51	51	51	51	51	51	3	93	93	93	93	93	93	11	11	11	93	93	93
79	**19**	6	3	51	51	51	51	51	93	93	93	93	93	93	93	93	93	93	93	93	11	11	11	11	11	11	93	93	93	6	6	6
23	**20**	3	6	93	93	93	93	93	6	6	6	6	11	11	11	11	11	11	11	11	6	6	6	6	6	6	6	6	6	11	3	3
3	**21**	51	51	6	6	6	6	6	11	11	11	11	6	6	6	6	6	6	6	6	3	3	3	3	3	3	3	3	3	3	79	79
16	**22**	93	93	11	11	11	11	11	79	79	79	79	79	79	79	79	79	79	79	79	79	79	79	79	79	79	79	79	79	79	11	11
15	**23**	11	11	18	18	18	18	18	18	18	18	18	18	18	18	18	18	18	18	18	18	18	18	18	18	18	18	18	18	18	18	18
51	**24**	18	18	9	9	9	9	9	9	9	9	9	9	9	9	9	9	9	9	9	9	9	9	9	9	9	9	9	9	9	9	9
25	**25**	9	9	16	16	16	16	16	16	16	16	16	16	16	16	16	16	16	16	16	16	16	16	16	16	16	16	16	16	16	16	16
6	**26**	16	16	25	25	25	25	25	25	25	25	25	25	25	25	25	25	25	25	25	25	25	25	25	25	25	25	25	25	25	25	25
5	**27**	25	25	5	5	5	5	5	5	5	5	5	5	5	5	5	5	5	5	5	5	5	5	5	5	5	5	5	5	5	5	5
9	**28**	5	5																													
19	**29**																															

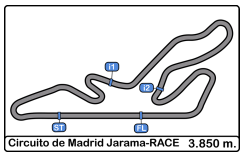

Circuito de Madrid Jarama - RACE

XI UV Endurance RACE Jarama

Carrera 8 horas resistencia

Cuentavueltas

VTA

Nr	Pos	93	94	95	96	97	98	99	100	101	102	103	104	105	106	107	108	109	110	111	112	113	114	115	116	117	118	119	120	121	122	123
2	**1**	1	1	1	1	1	1	1	1	1	1	1	1	1	1	1	1	1	1	1	1	1	1	1	1	1	1	1	2	2	2	2
7	**2**	13	13	13	13	13	13	13	13	13	13	13	13	13	13	13	13	13	13	13	13	13	13	13	13	2	2	2	1	1	1	1
1	**3**	7	2	2	2	2	2	7	7	2	2	2	2	2	2	2	2	2	2	2	2	2	2	2	2	13	7	7	7	7	7	7
4	**4**	2	7	7	7	7	7	2	2	4	4	4	4	4	4	4	4	4	4	4	4	4	4	7	7	7	13	13	13	13	13	13
13	**5**	4	4	4	4	4	4	4	4	7	21	21	21	21	21	21	21	21	21	21	21	21	21	21	20	22	22	22	22	22	22	22
8	**6**	21	21	21	21	21	21	21	21	21	8	8	8	8	8	7	7	7	7	7	7	7	7	20	22	4	4	4	4	4	4	4
12	**7**	19	19	20	20	20	20	20	20	20	20	20	7	7	7	8	8	8	20	20	20	20	20	22	4	19	19	19	19	19	19	19
24	**8**	10	10	8	8	8	8	8	8	8	7	7	20	20	20	20	20	20	22	22	22	22	22	4	19	20	21	21	21	21	21	21
22	**9**	20	20	43	43	43	43	43	43	43	43	43	22	22	22	22	22	22	8	19	19	19	19	19	21	21	8	8	8	8	8	8
43	**10**	8	8	19	14	14	22	22	22	22	22	22	14	14	14	19	19	19	19	8	8	8	8	8	8	8	20	20	20	20	20	20
11	**11**	43	43	14	22	22	14	14	14	14	14	14	43	19	19	14	43	43	43	43	43	43	43	43	43	43	43	43	10	10	10	10
10	**12**	14	14	10	23	23	23	23	23	19	19	19	19	15	15	43	23	23	10	10	10	10	10	10	10	10	10	10	14	14	14	14
17	**13**	22	22	22	19	19	19	19	19	23	15	15	15	43	43	15	10	10	23	23	23	23	14	14	14	14	14	14	23	23	23	23
21	**14**	23	23	23	17	15	15	15	15	15	23	23	23	23	23	23	14	14	14	14	14	14	23	23	23	23	23	23	15	15	15	15
14	**15**	17	17	17	15	17	10	10	10	10	10	10	10	10	10	10	15	15	15	15	15	15	15	15	15	15	15	15	11	11	6	6
18	**16**	15	15	15	51	10	93	93	93	6	6	6	17	11	11	11	11	11	11	11	11	11	11	11	11	11	11	11	6	6	17	17
20	**17**	51	51	51	10	93	6	6	6	93	17	17	11	17	17	17	17	17	6	6	6	6	6	6	6	6	6	6	17	17	11	93
93	**18**	93	93	93	93	51	17	17	17	17	11	11	6	6	6	6	6	6	17	17	17	17	17	17	17	17	17	17	93	93	93	51
79	**19**	6	6	6	6	6	11	11	11	11	93	93	93	93	93	93	93	93	93	93	93	93	93	93	93	93	93	93	51	51	51	79
23	**20**	3	3	3	3	11	51	51	51	51	51	51	51	51	51	51	51	51	51	51	51	51	51	51	51	51	51	51	79	79	79	11
3	**21**	79	79	79	11	79	79	79	79	79	79	79	79	79	79	79	79	79	79	79	79	79	79	79	79	79	79	79	9	9	9	9
16	**22**	11	11	11	79	18	18	18	18	18	18	18	18	9	9	9	9	9	9	9	9	9	9	9	9	9	9	9	3	3	3	3
15	**23**	18	18	18	18	9	9	9	9	9	9	9	9	16	16	16	16	16	16	16	16	16	16	16	3	3	3	3	16	16	16	16
51	**24**	9	9	9	9	3	16	16	16	16	16	16	16	3	3	3	3	3	3	3	3	3	3	3	16	16	16	16	25	25	25	25
25	**25**	16	16	16	16	16	25	25	3	3	3	3	3	25	25	25	25	25	25	25	25	25	25	25	25	25	25	25	5	5	5	5
6	**26**	25	25	25	25	25	3	3	25	25	25	25	25	5	5	5	5	5	5	5	5	5	5	5	5	5	5	5				
5	**27**	5	5	5	5	5	5	5	5	5	5	5	5																			
9	**28**																															
19	**29**																															

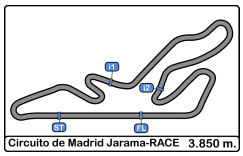

Circuito de Madrid Jarama - RACE

XI UV Endurance RACE Jarama

Carrera 8 horas resistencia

Cuentavueltas

VTA

Nr	Pos	124	125	126	127	128	129	130	131	132	133	134	135	136	137	138	139	140	141	142	143	144	145	146	147	148	149	150	151	152	153	154
2	**1**	2	2	2	2	2	1	1	1	1	1	1	1	1	1	1	1	1	1	1	1	1	1	1	1	1	1	1	2	2	2	2
7	**2**	1	1	1	1	1	2	2	2	2	2	2	2	2	2	2	2	2	2	2	2	2	2	2	2	2	2	2	1	13	13	13
1	**3**	7	7	7	7	7	13	13	13	13	13	13	13	13	13	13	13	13	13	13	13	13	13	13	13	13	13	13	13	1	1	1
4	**4**	13	13	13	13	13	7	19	19	4	4	4	4	4	4	4	4	4	4	21	7	7	7	7	7	7	7	7	7	7	7	7
13	**5**	22	22	22	22	19	19	4	4	19	21	21	21	21	8	8	21	21	21	7	21	21	21	21	21	21	21	21	21	21	21	21
8	**6**	4	4	4	4	4	4	21	21	21	8	8	8	8	21	21	7	7	7	22	22	22	22	22	22	22	19	19	19	19	19	19
12	**7**	19	19	19	19	22	21	8	8	8	7	7	7	7	7	7	8	22	22	19	19	19	19	19	19	19	22	22	22	22	4	4
24	**8**	21	21	21	21	21	8	7	7	7	22	22	22	22	22	22	22	19	19	4	4	4	4	4	4	4	4	4	4	4	22	22
22	**9**	8	8	8	8	8	22	22	22	22	19	19	19	19	19	19	19	20	20	20	20	20	20	20	20	20	20	20	20	20	20	20
43	**10**	20	20	20	20	20	20	20	20	20	20	20	20	20	20	20	20	8	8	8	8	8	8	8	8	8	8	8	8	8	8	8
11	**11**	10	10	10	10	10	10	10	10	10	10	10	10	10	14	14	14	14	14	14	14	14	14	14	14	14	14	14	14	14	14	14
10	**12**	14	14	14	14	14	14	14	14	14	14	14	14	14	23	23	23	23	23	23	23	23	23	23	23	23	23	23	23	23	23	6
17	**13**	23	23	23	23	23	23	23	23	23	23	23	23	23	6	6	15	15	15	15	15	15	15	15	15	6	6	6	6	6	6	23
21	**14**	15	15	15	15	15	15	6	6	6	6	6	6	6	10	15	6	17	17	17	17	17	17	6	6	93	93	15	15	15	15	15
14	**15**	6	6	6	6	6	6	15	15	15	15	15	15	15	15	10	17	93	93	6	6	6	6	17	93	15	15	93	93	93	93	93
18	**16**	17	17	17	17	17	17	17	17	17	17	17	17	17	17	17	93	6	6	93	93	93	93	93	17	79	79	79	17	17	17	17
20	**17**	93	93	93	93	93	93	93	93	93	93	93	93	93	93	93	51	51	51	51	10	11	11	79	79	17	17	17	79	79	79	79
93	**18**	51	51	51	51	51	51	51	51	51	51	51	51	51	51	51	10	10	10	10	11	79	79	11	51	51	51	51	51	51	51	51
79	**19**	79	79	11	11	11	11	11	11	11	11	11	11	11	11	11	11	11	11	11	51	51	51	51	11	11	11	11	11	11	11	11
23	**20**	11	11	79	79	79	79	79	79	79	79	79	79	79	79	79	79	79	79	79	79	9	9	9	9	9	9	9	9	9	9	9
3	**21**	9	9	9	9	9	9	9	9	9	9	9	9	9	9	9	9	9	9	9	9	3	3	3	3	3	3	3	3	3	3	3
16	**22**	3	3	3	3	3	3	3	3	3	3	3	3	3	3	3	3	3	3	3	3	25	25	25	25	25	25	25	25	25	25	25
15	**23**	16	16	16	16	16	16	16	16	16	16	25	25	25	25	25	25	25	25	25	25											
51	**24**	25	25	25	25	25	25	25	25	25	25																					
25	**25**	5	5	5	5	5	5	5	5	5																						
6	**26**																															
5	**27**																															
9	**28**																															
19	**29**																															

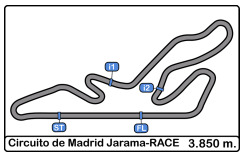

Circuito de Madrid Jarama - RACE

XI UV Endurance RACE Jarama

Carrera 8 horas resistencia

Cuentavueltas

VTA

Nr	Pos	155	156	157	158	159	160	161	162	163	164	165	166	167	168	169	170	171	172	173	174	175	176	177	178	179	180	181	182	183	184	185
2	**1**	2	2	2	2	2	13	13	13	13	13	13	13	13	13	13	13	13	13	2	2	2	2	2	2	2	2	2	2	2	13	13
7	**2**	13	13	13	13	13	2	1	1	1	1	1	1	1	2	2	2	2	2	13	13	13	13	13	13	13	13	13	13	13	2	2
1	**3**	1	1	1	1	1	1	2	2	2	2	2	2	2	1	1	4	4	4	4	4	4	1	1	1	1	1	1	1	1	1	1
4	**4**	7	7	7	7	7	7	21	21	21	21	21	21	21	4	4	1	1	1	1	1	1	4	7	7	7	7	7	21	21	21	21
13	**5**	21	21	21	21	21	21	7	19	19	19	19	4	4	21	7	7	7	7	7	7	7	7	21	21	21	21	21	4	4	4	4
8	**6**	19	19	19	19	19	19	19	4	4	4	4	22	22	7	21	21	21	21	21	21	21	21	19	19	19	19	4	7	22	22	22
12	**7**	4	4	4	4	4	4	4	22	22	22	22	19	7	22	19	19	19	19	19	19	19	19	4	4	4	4	22	22	7	7	7
24	**8**	22	22	22	22	22	22	22	7	7	7	7	7	8	8	22	22	22	22	22	22	22	22	22	22	22	22	19	19	19	19	19
22	**9**	20	20	20	20	8	8	8	8	8	8	8	8	19	19	8	8	8	8	8	8	8	8	8	8	8	8	8	8	8	8	8
43	**10**	8	8	8	8	20	20	20	20	20	20	20	20	20	20	20	20	6	6	6	6	6	6	20	20	20	20	20	20	20	20	20
11	**11**	14	14	14	14	14	6	6	6	6	6	6	6	6	6	6	6	20	20	20	20	20	20	6	6	6	6	6	6	6	6	6
10	**12**	6	6	6	6	6	14	14	14	14	14	14	14	14	14	14	14	14	14	14	14	14	14	14	14	14	14	14	14	14	14	14
17	**13**	23	23	23	23	23	23	23	23	23	23	23	23	23	23	23	23	23	23	23	23	23	23	23	23	23	23	23	23	23	23	23
21	**14**	15	15	15	15	15	15	15	15	15	15	15	15	15	15	15	15	15	93	93	93	93	93	93	93	93	93	93	93	93	93	93
14	**15**	93	93	93	93	93	93	93	93	93	93	93	93	93	93	93	93	93	15	15	15	15	15	15	15	15	15	15	15	17	17	17
18	**16**	17	17	17	17	17	17	17	17	17	17	17	17	17	17	17	17	17	17	17	17	17	17	17	17	17	17	17	17	51	51	51
20	**17**	79	79	79	79	79	79	79	79	79	51	11	11	11	11	11	11	11	51	51	51	51	51	51	51	51	51	51	51	11	11	11
93	**18**	51	51	51	51	51	51	51	51	51	11	51	51	51	51	51	51	51	11	11	11	11	11	11	11	11	11	11	11	9	9	9
79	**19**	11	11	11	11	11	11	11	11	11	9	9	9	9	9	9	9	9	9	9	9	9	9	9	9	9	9	9	9			
23	**20**	9	9	9	9	9	9	9	9	9	3	3	3	3	3	3	3															
3	**21**	3	3	3	3	3	3	3	3	3	25	25	25																			
16	**22**	25	25	25	25	25	25	25	25	25																						
15	**23**																															
51	**24**																															
25	**25**																															
6	**26**																															
5	**27**																															
9	**28**																															
19	**29**																															

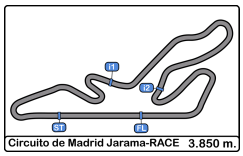

Circuito de Madrid Jarama - RACE

XI UV Endurance RACE Jarama

Carrera 8 horas resistencia

Cuentavueltas

VTA

Nr	Pos	186	187	188	189	190	191	192	193	194	195	196	197	198	199	200	201	202	203	204	205	206	207	208	209	210	211	212	213	214	215	216
2	**1**	13	13	13	13	13	13	13	13	13	13	13	13	13	13	13	13	13	13	13	13	13	13	13	13	13	13	13	13	13	13	13
7	**2**	2	2	2	2	2	2	2	2	1	1	1	1	1	1	1	1	1	1	1	1	1	1	1	1	1	1	1	1	1	1	1
1	**3**	1	1	1	1	1	1	1	1	2	2	2	2	2	2	2	2	2	2	2	2	2	2	2	2	2	2	2	2	2	2	2
4	**4**	21	21	21	21	21	21	21	21	21	21	21	21	21	21	21	21	21	21	21	21	4	4	4	4	4	4	4	4	4	4	4
13	**5**	4	4	4	4	4	4	4	4	4	4	4	4	4	4	4	4	4	4	4	4	21	21	21	21	21	21	21	7	7	7	7
8	**6**	22	22	22	22	22	22	22	22	22	22	22	22	7	7	7	7	7	7	7	7	7	7	7	7	7	7	7	21	21	21	21
12	**7**	7	7	7	7	7	7	7	7	7	7	7	7	22	22	22	22	22	22	22	22	22	22	22	22	19	19	19	19	19	19	19
24	**8**	19	19	19	19	19	19	19	19	19	19	19	19	19	19	19	19	19	19	19	19	19	19	19	19	22	22	22	22	22	22	22
22	**9**	8	8	8	8	8	8	8	8	8	8	8	8	8	8	8	8	8	8	8	8	8	8	8	8	8	8	8	8	8	8	
43	**10**	20	20	20	20	20	20	6	6	6	6	6	6	6	6	6	6	6	6	6	6	6	6	6	6	6	6	6	6	6		
11	**11**	6	6	6	6	6	6	20	20	20	20	20	20	20	20	20	20	20	20	20	20	20	20	20	20	20	20					
10	**12**	14	14	14	14	14	14	14	14	14	14	14	14	23	23	23	23	23	23	23	23	23	23	23								
17	**13**	23	23	23	23	23	23	23	23	23	23	23	23	14	14	14	14	14	14	14	14	14	14	14								
21	**14**	93	93	93	93	93	93	93	93	93	93	93	93	93	93	93	93	93	93	93	93	93										
14	**15**	17	17	17	17	17	17	17	17	17	51	17	17	17	17	17																
18	**16**	51	51	51	51	51	51	51	51	51	17	51	51	51	51	51																
20	**17**	11	11	11	11	11	11	11	11	11	11	11	11																			
93	**18**	9	9	9	9	9																										
79	**19**																															
23	**20**																															
3	**21**																															
16	**22**																															
15	**23**																															
51	**24**																															
25	**25**																															
6	**26**																															
5	**27**																															
9	**28**																															
19	**29**																															

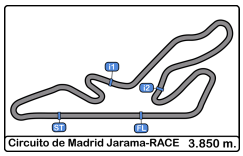

Circuito de Madrid Jarama - RACE

XI UV Endurance RACE Jarama

Carrera 8 horas resistencia

Cuentavueltas

VTA

Nr	Pos	217	218	219	220	221
2	**1**	13	13	13	13	13
7	**2**	2	2	2	2	
1	**3**	1	1	1	1	
4	**4**	4				
13	**5**	7				
8	**6**	21				
12	**7**					
24	**8**					
22	**9**					
43	**10**					
11	**11**					
10	**12**					
17	**13**					
21	**14**					
14	**15**					
18	**16**					
20	**17**					
93	**18**					
79	**19**					
23	**20**					
3	**21**					
16	**22**					
15	**23**					
51	**24**					
25	**25**					
6	**26**					
5	**27**					
9	**28**					
19	**29**					

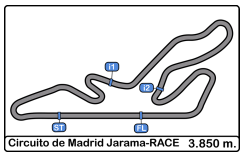

Circuito de Madrid Jarama - RACE
XI UV Endurance RACE Jarama
Carrera 8 horas resistencia
Tiempos Parada en Pit

Nº	Tiempo Día	Equipo	Concursante	Vehiculo	Cat	T. Entrada	Nº Parada	Tiempo Pit	Handicap	Diferencia
6	13:26:37.803	GLOBAL CAR ADVISOR	ULTIMA VUELTA	BMW 325	3	20:30.937	1	14:27.327		
25	13:37:44.498	AMAZON SPORT	AECD	V. GOLF	2	31:37.632	1	5:17.839		
25	13:45:38.799	AMAZON SPORT	AECD	V. GOLF	2	39:31.933	2	4:26.442		
12	13:52:12.468	4 TEAM	JORGE RAMIREZ FERNANDEZ	BMW 318	2	46:05.602	1	7:03.886		
25	13:52:40.766	AMAZON SPORT	AECD	V. GOLF	2	46:33.900	3	8:32.961		
19	13:57:17.254	FERNANDO NAVARRETE	ULTIMA VUELTA	BMW 325I	3	51:10.388	1	7:10.796		
25	14:06:28.889	AMAZON SPORT	AECD	V. GOLF	2	1:00:22.023	4	11:32.920		
79	14:08:04.955	DE AUGUSTO CARRERAS	C.D. QUINTANO SPORT	BMW 325I	3	1:01:58.089	1	8:13.057		
1	14:09:52.306	RRO RACING	VSR MOTORSPORT	BMW 325	3	1:03:45.440	1	7:07.195		
11	14:11:18.521	RR2 MOTORSPORT	ESCUDERIA MEDITERRANEO DE ALICANTE	V. GOLF	2	1:05:11.655	1	9:33.602		
21	14:11:21.764	DHR	ULTIMA VUELTA	NISSAN SUNY	2	1:05:14.898	1	1:07.409		
16	14:11:26.345	SAAB ENDURANCE RACING SOCIETY	ESCUDERIA 1000 LAGOS	SAAB 900I	2	1:05:19.479	1	26:09.128		
6	14:11:30.539	GLOBAL CAR ADVISOR	ULTIMA VUELTA	BMW 325	3	1:05:23.673	2	7:09.105		
25	14:23:14.634	AMAZON SPORT	AECD	V. GOLF	2	1:17:07.768	5	48:10.289		
15	14:26:45.054	BOYACA SAXO	VSR MOTORSPORT	SAXO	SAXO	1:20:38.188	1	7:03.125		
3	14:30:57.983	COIMBRA SAYAGO	ULTIMA VUELTA	SAXO	SAXO	1:24:51.117	1	14:42.958		
22	14:34:38.158	TECSPORT - OLIMPIA	ULTIMA VUELTA	V. GOLF	2	1:28:31.292	1	7:18.251		
11	14:37:44.648	RR2 MOTORSPORT	ESCUDERIA MEDITERRANEO DE ALICANTE	V. GOLF	2	1:31:37.782	2	7:04.581		
16	14:44:30.107	SAAB ENDURANCE RACING SOCIETY	ESCUDERIA 1000 LAGOS	SAAB 900I	2	1:38:23.241	2	54.714		
18	14:44:56.685	PURA PASION	VICENTE GABRIEL VALLES	AUDI TT	3	1:38:49.819	1	7:04.827		
12	14:46:49.448	4 TEAM	JORGE RAMIREZ FERNANDEZ	BMW 318	2	1:40:42.582	2	29.340		
7	14:47:53.475	JDM MOTOR 2	ULTIMA VUELTA	BMW E36	3	1:41:46.609	1	7:06.650		
8	14:48:01.700	JDM MOTOR 1	ULTIMA VUELTA	BMW 325	3	1:41:54.834	1	7:16.586		
17	14:49:05.463	EMAN EGURRE	EMAN EGURRE	BMW 325I	3	1:42:58.597	1	7:03.787		
43	14:52:03.036	IMARTI MOTORSPORT	ESCUDERIA CERRO NEGRO	HONDA CIVIC	1	1:45:56.170	1	7:08.743		
4	14:52:10.449	M&M RACING TEAM	ESCUDERIA CENTRO	BMW 325	3	1:46:03.583	1	7:06.879		
22	14:52:33.848	TECSPORT - OLIMPIA	ULTIMA VUELTA	V. GOLF	2	1:46:26.982	2	30.319		
23	14:54:37.197	RIGA SAXO	RASANTE SPORT	SAXO	SAXO	1:48:30.331	1	7:17.140		
51	14:55:11.114	AUTOCODE TORREJON	ESCUDERIA CENTRO	SAXO	SAXO	1:49:04.248	1	11:37.675		
93	14:59:03.309	GPLOIL-CKC	ATKMOTORSPORT MADRID	SUZUKI SWIFT	1	1:52:56.443	1	7:06.119		
10	14:59:50.981	PRIMERA TEAM	EFICAR TEAM	NISSAN PRIMERA	2	1:53:44.115	1	7:26.288		
13	15:09:22.890	ASAP RACING	ANDRES SANCHEZ PEREZ	HONDA CIVIC	1	2:03:16.024	1	8:34.744		
14	15:11:36.216	E-PERFORMANCE	ULTIMA VUELTA	HONDA CIVIC	1	2:05:29.350	1	7:18.920		
2	15:12:01.783	BOYACA SPORT TEAM	VSR MOTORSPORT	BMW 325	3	2:05:54.917	1	7:11.561		
51	15:13:26.242	AUTOCODE TORREJON	ESCUDERIA CENTRO	SAXO	SAXO	2:07:19.376	2	1:49.777		
21	15:14:13.613	DHR	ULTIMA VUELTA	NISSAN SUNY	2	2:08:06.747	2	8:01.132		
19	15:21:13.235	FERNANDO NAVARRETE	ULTIMA VUELTA	BMW 325I	3	2:15:06.369	2	7:05.646		
12	15:21:43.458	4 TEAM	JORGE RAMIREZ FERNANDEZ	BMW 318	2	2:15:36.592	3	7:11.593		
11	15:22:08.697	RR2 MOTORSPORT	ESCUDERIA MEDITERRANEO DE ALICANTE	V. GOLF	2	2:16:01.831	3	8:38.007		
93	15:24:16.272	GPLOIL-CKC	ATKMOTORSPORT MADRID	SUZUKI SWIFT	1	2:18:09.406	2	8:17.877		
20	15:24:20.788	EFICAR TEAM SAXO	EFICAR TEAM	SAXO	SAXO	2:18:13.922	1	7:07.501		
9	15:27:11.020	PUNTAL PRODUCTIONS	MADRID HISTORICOS	BMW 325I	3	2:21:04.154	1	7:19.858		
79	15:31:09.574	DE AUGUSTO CARRERAS	C.D. QUINTANO SPORT	BMW 325I	3	2:25:02.708	2	8:34.885		
7	15:35:12.278	JDM MOTOR 2	ULTIMA VUELTA	BMW E36	3	2:29:05.412	2	7:03.022		
2	15:35:14.540	BOYACA SPORT TEAM	VSR MOTORSPORT	BMW 325	3	2:29:07.674	2	7:03.293		
4	15:35:32.220	M&M RACING TEAM	ESCUDERIA CENTRO	BMW 325	3	2:29:25.354	2	7:56.945		
6	15:35:53.279	GLOBAL CAR ADVISOR	ULTIMA VUELTA	BMW 325	3	2:29:46.413	3	8:39.379		
1	15:37:42.111	RRO RACING	VSR MOTORSPORT	BMW 325	3	2:31:35.245	2	7:11.434		
5	15:37:47.820	NO BRAIN TEAM	ULTIMA VUELTA	BMW 325	3	2:31:40.954	1	2:29.487		

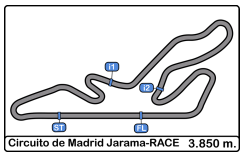

Circuito de Madrid Jarama - RACE
XI UV Endurance RACE Jarama
Carrera 8 horas resistencia
Tiempos Parada en Pit

Nº	Tiempo Día	Equipo	Concursante	Vehiculo	Cat	T. Entrada	Nº Parada	Tiempo Pit	Handicap	Diferencia
17	15:37:55.065	EMAN EGURRE	EMAN EGURRE	BMW 325I	3	2:31:48.199	2	7:06.616		
15	15:37:55.918	BOYACA SAXO	VSR MOTORSPORT	SAXO	SAXO	2:31:49.052	2	7:03.343		
19	15:49:31.509	FERNANDO NAVARRETE	ULTIMA VUELTA	BMW 325I	3	2:43:24.643	3	28.562		
8	16:04:23.208	JDM MOTOR 1	ULTIMA VUELTA	BMW 325	3	2:58:16.342	2	7:06.547		
6	16:10:14.872	GLOBAL CAR ADVISOR	ULTIMA VUELTA	BMW 325	3	3:04:08.006	4	2:24.211		
3	16:16:02.251	COIMBRA SAYAGO	ULTIMA VUELTA	SAXO	SAXO	3:09:55.385	2	7:29.163		
22	16:18:35.484	TECSPORT - OLIMPIA	ULTIMA VUELTA	V. GOLF	2	3:12:28.618	3	7:19.572		
18	16:19:25.176	PURA PASION	VICENTE GABRIEL VALLES	AUDI TT	3	3:13:18.310	2	7:15.935		
5	16:34:44.049	NO BRAIN TEAM	ULTIMA VUELTA	BMW 325	3	3:28:37.183	2	13:03.504		
19	16:38:06.509	FERNANDO NAVARRETE	ULTIMA VUELTA	BMW 325I	3	3:31:59.643	4	7:03.813		
10	16:38:36.401	PRIMERA TEAM	EFICAR TEAM	NISSAN PRIMERA	2	3:32:29.535	2	12:18.195		
11	16:41:06.443	RR2 MOTORSPORT	ESCUDERIA MEDITERRANEO DE ALICANTE	V. GOLF	2	3:34:59.577	4	7:24.905		
7	16:45:53.177	JDM MOTOR 2	ULTIMA VUELTA	BMW E36	3	3:39:46.311	3	7:03.497		
17	16:49:46.185	EMAN EGURRE	EMAN EGURRE	BMW 325I	3	3:43:39.319	3	7:58.101		
9	16:51:11.318	PUNTAL PRODUCTIONS	MADRID HISTORICOS	BMW 325I	3	3:45:04.452	2	7:34.686		
51	16:54:13.986	AUTOCODE TORREJON	ESCUDERIA CENTRO	SAXO	SAXO	3:48:07.120	3	12:27.788		
23	16:56:27.092	RIGA SAXO	RASANTE SPORT	SAXO	SAXO	3:50:20.226	2	7:17.370		
3	16:58:33.100	COIMBRA SAYAGO	ULTIMA VUELTA	SAXO	SAXO	3:52:26.234	3	56:35.250		
43	17:00:13.132	IMARTI MOTORSPORT	ESCUDERIA CERRO NEGRO	HONDA CIVIC	1	3:54:06.266	2	7:06.462		
79	17:00:52.939	DE AUGUSTO CARRERAS	C.D. QUINTANO SPORT	BMW 325I	3	3:54:46.073	3	7:22.537		
93	17:05:10.119	GPLOIL-CKC	ATKMOTORSPORT MADRID	SUZUKI SWIFT	1	3:59:03.253	3	7:50.019		
17	17:07:42.667	EMAN EGURRE	EMAN EGURRE	BMW 325I	3	4:01:35.801	4	2:40.523		
14	17:08:22.167	E-PERFORMANCE	ULTIMA VUELTA	HONDA CIVIC	1	4:02:15.301	2	8:39.239		
6	17:09:46.317	GLOBAL CAR ADVISOR	ULTIMA VUELTA	BMW 325	3	4:03:39.451	5	7:08.502		
8	17:11:06.701	JDM MOTOR 1	ULTIMA VUELTA	BMW 325	3	4:04:59.835	3	7:15.513		
15	17:12:27.067	BOYACA SAXO	VSR MOTORSPORT	SAXO	SAXO	4:06:20.201	3	7:03.390		
4	17:13:10.546	M&M RACING TEAM	ESCUDERIA CENTRO	BMW 325	3	4:07:03.680	3	9:02.177		
25	17:16:44.170	AMAZON SPORT	AECD	V. GOLF	2	4:10:37.304	6	7:21.512		
13	17:17:10.509	ASAP RACING	ANDRES SANCHEZ PEREZ	HONDA CIVIC	1	4:11:03.643	2	8:19.538		
21	17:19:07.696	DHR	ULTIMA VUELTA	NISSAN SUNY	2	4:13:00.830	3	7:13.429		
1	17:21:42.919	RRO RACING	VSR MOTORSPORT	BMW 325	3	4:15:36.053	3	7:04.160		
5	17:26:17.716	NO BRAIN TEAM	ULTIMA VUELTA	BMW 325	3	4:20:10.850	3	2:53.893		
20	17:27:10.325	EFICAR TEAM SAXO	EFICAR TEAM	SAXO	SAXO	4:21:03.459	2	7:05.883		
18	17:35:22.234	PURA PASION	VICENTE GABRIEL VALLES	AUDI TT	3	4:29:15.368	3	7:02.362		
2	17:39:35.185	BOYACA SPORT TEAM	VSR MOTORSPORT	BMW 325	3	4:33:28.319	3	7:03.491		
5	17:41:29.994	NO BRAIN TEAM	ULTIMA VUELTA	BMW 325	3	4:35:23.128	4	7:03.657		
16	17:44:43.526	SAAB ENDURANCE RACING SOCIETY	ESCUDERIA 1000 LAGOS	SAAB 900I	2	4:38:36.660	3	13:43.244		
7	17:48:49.125	JDM MOTOR 2	ULTIMA VUELTA	BMW E36	3	4:42:42.259	4	7:42.523		
22	17:50:05.372	TECSPORT - OLIMPIA	ULTIMA VUELTA	V. GOLF	2	4:43:58.506	4	7:09.595		
11	17:54:18.067	RR2 MOTORSPORT	ESCUDERIA MEDITERRANEO DE ALICANTE	V. GOLF	2	4:48:11.201	5	12:08.848		
19	17:58:40.766	FERNANDO NAVARRETE	ULTIMA VUELTA	BMW 325I	3	4:52:33.900	5	7:29.961		
79	18:07:55.055	DE AUGUSTO CARRERAS	C.D. QUINTANO SPORT	BMW 325I	3	5:01:48.189	4	7:20.932		
9	18:10:06.033	PUNTAL PRODUCTIONS	MADRID HISTORICOS	BMW 325I	3	5:03:59.167	3	7:55.831		
8	18:16:20.271	JDM MOTOR 1	ULTIMA VUELTA	BMW 325	3	5:10:13.405	4	7:07.694		
4	18:16:55.557	M&M RACING TEAM	ESCUDERIA CENTRO	BMW 325	3	5:10:48.691	4	7:05.320		
10	18:20:25.310	PRIMERA TEAM	EFICAR TEAM	NISSAN PRIMERA	2	5:14:18.444	3	7:53.103		
6	18:27:43.340	GLOBAL CAR ADVISOR	ULTIMA VUELTA	BMW 325	3	5:21:36.474	6	7:24.728		
1	18:29:52.887	RRO RACING	VSR MOTORSPORT	BMW 325	3	5:23:46.021	4	7:02.338		
10	18:30:34.580	PRIMERA TEAM	EFICAR TEAM	NISSAN PRIMERA	2	5:24:27.714	4	8:00.038		

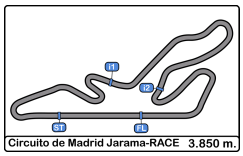

Circuito de Madrid Jarama - RACE
XI UV Endurance RACE Jarama
Carrera 8 horas resistencia
Tiempos Parada en Pit

Nº	Tiempo Día	Equipo	Concursante	Vehiculo	Cat	T. Entrada	Nº Parada	Tiempo Pit	Handicap	Diferencia
5	18:32:08.465	NO BRAIN TEAM	ULTIMA VUELTA	BMW 325	3	5:26:01.599	5	10:36.335		
25	18:45:48.225	AMAZON SPORT	AECD	V. GOLF	2	5:39:41.359	7	8:56.553		
51	18:46:49.118	AUTOCODE TORREJON	ESCUDERIA CENTRO	SAXO	SAXO	5:40:42.252	4	11:01.148		
2	18:49:21.526	BOYACA SPORT TEAM	VSR MOTORSPORT	BMW 325	3	5:43:14.660	4	7:07.227		
15	18:49:39.404	BOYACA SAXO	VSR MOTORSPORT	SAXO	SAXO	5:43:32.538	4	8:21.458		
16	18:51:16.340	SAAB ENDURANCE RACING SOCIETY	ESCUDERIA 1000 LAGOS	SAAB 900I	2	5:45:09.474	4	11:43.367		
17	18:51:19.818	EMAN EGURRE	EMAN EGURRE	BMW 325I	3	5:45:12.952	5	9:42.371		
11	18:56:34.020	RR2 MOTORSPORT	ESCUDERIA MEDITERRANEO DE ALICANTE	V. GOLF	2	5:50:27.154	6	11:30.597		
23	18:56:38.935	RIGA SAXO	RASANTE SPORT	SAXO	SAXO	5:50:32.069	3	8:12.640		
93	18:58:29.468	GPLOIL-CKC	ATKMOTORSPORT MADRID	SUZUKI SWIFT	1	5:52:22.602	4	7:05.829		
7	19:00:27.537	JDM MOTOR 2	ULTIMA VUELTA	BMW E36	3	5:54:20.671	5	7:03.614		
20	19:04:33.717	EFICAR TEAM SAXO	EFICAR TEAM	SAXO	SAXO	5:58:26.851	3	7:04.122		
51	19:04:40.805	AUTOCODE TORREJON	ESCUDERIA CENTRO	SAXO	SAXO	5:58:33.939	5	1:26.363		
14	19:07:56.667	E-PERFORMANCE	ULTIMA VUELTA	HONDA CIVIC	1	6:01:49.801	3	7:29.173		
79	19:08:16.595	DE AUGUSTO CARRERAS	C.D. QUINTANO SPORT	BMW 325I	3	6:02:09.729	5	7:21.996		
1	19:09:20.363	RRO RACING	VSR MOTORSPORT	BMW 325	3	6:03:13.497	5	47.846		
19	19:13:44.906	FERNANDO NAVARRETE	ULTIMA VUELTA	BMW 325I	3	6:07:38.040	6	7:08.238		
2	19:13:54.809	BOYACA SPORT TEAM	VSR MOTORSPORT	BMW 325	3	6:07:47.943	5	2:28.214		
1	19:14:11.108	RRO RACING	VSR MOTORSPORT	BMW 325	3	6:08:04.242	6	7:42.470		
21	19:15:53.538	DHR	ULTIMA VUELTA	NISSAN SUNY	2	6:09:46.672	4	7:05.907		
13	19:18:22.166	ASAP RACING	ANDRES SANCHEZ PEREZ	HONDA CIVIC	1	6:12:15.300	3	7:12.805		
22	19:18:31.148	TECSPORT - OLIMPIA	ULTIMA VUELTA	V. GOLF	2	6:12:24.282	5	7:12.550		
8	19:25:29.667	JDM MOTOR 1	ULTIMA VUELTA	BMW 325	3	6:19:22.801	5	7:14.423		
9	19:25:53.902	PUNTAL PRODUCTIONS	MADRID HISTORICOS	BMW 325I	3	6:19:47.036	4	7:31.241		
5	19:27:17.792	NO BRAIN TEAM	ULTIMA VUELTA	BMW 325	3	6:21:10.926	6	10:26.496		
4	19:34:21.073	M&M RACING TEAM	ESCUDERIA CENTRO	BMW 325	3	6:28:14.207	5	7:07.994		
3	19:41:29.302	COIMBRA SAYAGO	ULTIMA VUELTA	SAXO	SAXO	6:35:22.436	4	7:08.363		
2	19:49:10.951	BOYACA SPORT TEAM	VSR MOTORSPORT	BMW 325	3	6:43:04.085	6	7:03.161		
6	19:49:39.355	GLOBAL CAR ADVISOR	ULTIMA VUELTA	BMW 325	3	6:43:32.489	7	8:24.210		
15	19:49:44.004	BOYACA SAXO	VSR MOTORSPORT	SAXO	SAXO	6:43:37.138	5	7:03.558		
7	19:50:19.699	JDM MOTOR 2	ULTIMA VUELTA	BMW E36	3	6:44:12.833	6	9:57.902		
19	19:50:20.856	FERNANDO NAVARRETE	ULTIMA VUELTA	BMW 325I	3	6:44:13.990	7	8:48.686		
11	20:06:01.643	RR2 MOTORSPORT	ESCUDERIA MEDITERRANEO DE ALICANTE	V. GOLF	2	6:59:54.777	7	10:13.713		
5	20:09:43.000	NO BRAIN TEAM	ULTIMA VUELTA	BMW 325	3	7:03:36.134	7	8:15.266		
19	20:17:17.335	FERNANDO NAVARRETE	ULTIMA VUELTA	BMW 325I	3	7:11:10.469	8	1:36.310		
21	20:27:51.630	DHR	ULTIMA VUELTA	NISSAN SUNY	2	7:21:44.764	5	2:25.356		
5	20:38:51.151	NO BRAIN TEAM	ULTIMA VUELTA	BMW 325	3	7:32:44.285	8	7:40.284		
14	20:43:12.487	E-PERFORMANCE	ULTIMA VUELTA	HONDA CIVIC	1	7:37:05.621	4	2:31.807		
17	20:52:43.811	EMAN EGURRE	EMAN EGURRE	BMW 325I	3	7:46:36.945	6	4:49.367		

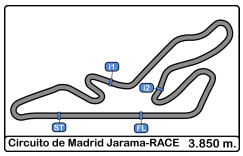

Circuito de Madrid Jarama - RACE

XI UV Endurance RACE Jarama

Carrera 8 horas resistencia

Informe Meteorológico

Temperatura Aire

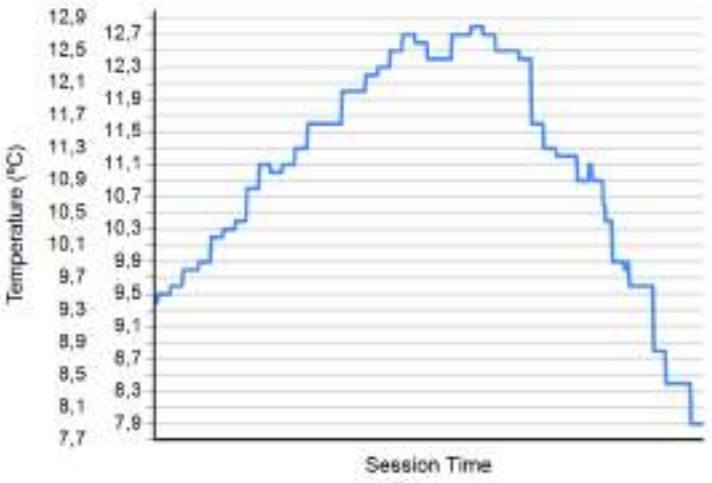

Temperatura Pista

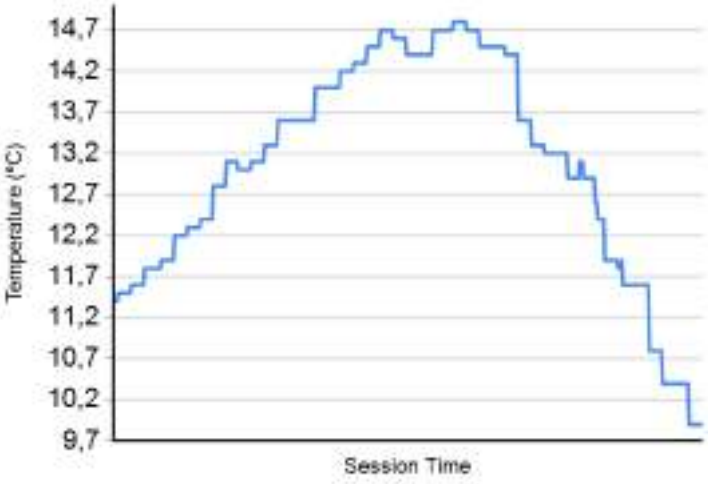

Humedad

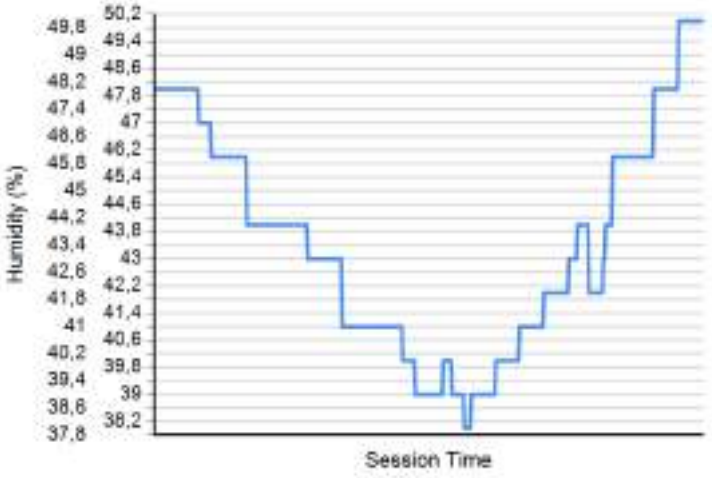

Presión

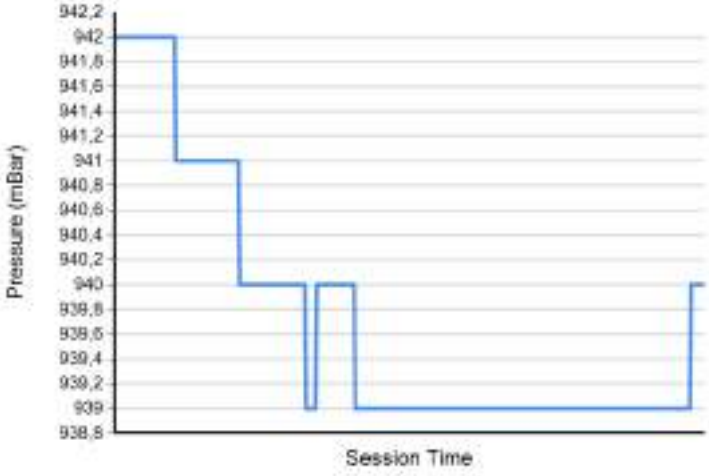

Velocidad Viento

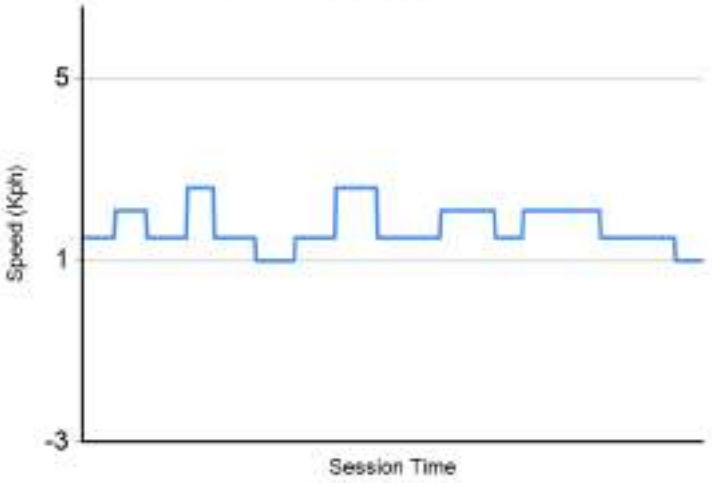

Dirección Viento

Norte = 0°/360° Este = 90° Sur = 180° Oeste= 270°

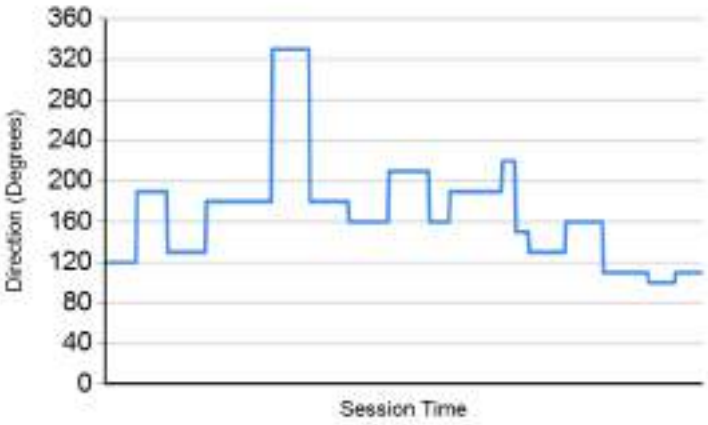

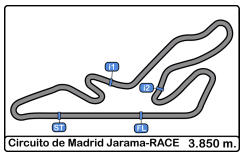

Circuito de Madrid Jarama - RACE

XI UV Endurance RACE Jarama

Carrera 8 horas resistencia

Resultados Finales

Cls	Nº	Equipo	Concursante	Vehiculo	Cat	Cl	N.V.	Tiempo	Dif 1º	Dif Ant.	Km/h	V.R.	Tiempo	Km/h
1	**13**	ASAP RACING	ANDRES SANCHEZ PEREZ	HONDA CIVIC	1	1	221	**8:03:19.571**			105.6	112	1:59.220	116.2
2	**2**	BOYACA SPORT TEAM	VSR MOTORSPORT	BMW 325	3	1	220	**8:03:51.778**	1 Vta	1 Vta	105.0	164	1:54.755	120.7
3	**1**	RRO RACING	VSR MOTORSPORT	BMW 325	3	2	220	**8:03:56.775**	1 Vta	4.997	105.0	145	1:56.259	119.2
4	**4**	M&M RACING TEAM	ESCUDERIA CENTRO	BMW 325	3	3	217	**8:03:22.450**	4 Vtas	3 Vtas	103.7	108	1:57.270	118.1
5	**7**	JDM MOTOR 2	ULTIMA VUELTA	BMW E36	3	4	217	**8:03:43.036**	4 Vtas	20.586	103.6	41	1:56.940	118.5
6	**21**	DHR	ULTIMA VUELTA	NISSAN SUNY	2	1	217	**8:04:31.758**	4 Vtas	48.722	103.4	3	2:02.151	113.4
7	**19**	FERNANDO NAVARRETE	ULTIMA VUELTA	BMW 325I	3	5	216	**8:03:46.597**	5 Vtas	1 Vta	103.1	4	1:55.145	120.3
8	**22**	TECSPORT - OLIMPIA	ULTIMA VUELTA	V. GOLF	2	2	216	**8:04:12.275**	5 Vtas	25.678	103.0	40	2:00.236	115.2
9	**8**	JDM MOTOR 1	ULTIMA VUELTA	BMW 325	3	6	215	**8:03:42.815**	6 Vtas	1 Vta	102.6	18	1:57.815	117.6
10	**6**	GLOBAL CAR ADVISOR	ULTIMA VUELTA	BMW 325	3	7	214	**8:04:52.032**	7 Vtas	1 Vta	101.9	152	1:55.463	120.0
11	**20**	EFICAR TEAM SAXO	EFICAR TEAM	SAXO	SAXO	1	211	**8:03:27.895**	10 Vtas	3 Vtas	100.8	38	2:04.455	111.3
12	**23**	RIGA SAXO	RASANTE SPORT	SAXO	SAXO	2	208	**8:03:27.733**	13 Vtas	3 Vtas	99.3	158	2:06.557	109.5
13	**14**	E-PERFORMANCE	ULTIMA VUELTA	HONDA CIVIC	1	2	208	**8:05:11.200**	13 Vtas	1:43.467	99.0	153	2:03.928	111.8
14	**93**	GPLOIL-CKC	ATKMOTORSPORT MADRID	SUZUKI SWIFT	1	3	206	**8:04:18.055**	15 Vtas	2 Vtas	98.2	206	2:05.330	110.5
15	**17**	EMAN EGURRE	EMAN EGURRE	BMW 325I	3	8	200	**8:11:00.699**	21 Vtas	6 Vtas	94.0	5	2:02.262	113.3
16	**11**	RR2 MOTORSPORT	ESCUDERIA MEDITERRANEO DE ALICANTE	V. GOLF	2	3	197	**8:03:37.372**	24 Vtas	3 Vtas	94.0	117	2:01.247	114.3
17	**15**	BOYACA SAXO	VSR MOTORSPORT	SAXO	SAXO	3	182	**7:12:19.804**	39 Vtas	15 Vtas	97.2	40	2:06.347	109.6
18	**3**	COIMBRA SAYAGO	ULTIMA VUELTA	SAXO	SAXO	4	170	**8:03:38.763**	51 Vtas	12 Vtas	81.1	28	2:05.649	110.3
19	**25**	AMAZON SPORT	AECD	V. GOLF	2	4	166	**8:05:05.393**	55 Vtas	4 Vtas	79.0	71	2:13.631	103.7
No clasificados: (Requerimiento: 75% del numero de vueltas del lider = 166 Vueltas)														
	79	DE AUGUSTO CARRERAS	C.D. QUINTANO SPORT	BMW 325I	3	9	163	**6:34:37.915**	58 Vtas	3 Vtas	95.4	146	2:00.514	115.0
	10	PRIMERA TEAM	EFICAR TEAM	NISSAN PRIMERA	2	5	143	**5:43:07.035**	78 Vtas	20 Vtas	96.2	6	2:02.371	113.2
	16	SAAB ENDURANCE RACING SOCIETY	ESCUDERIA 1000 LAGOS	SAAB 900I	2	6	133	**6:37:20.063**	88 Vtas	10 Vtas	77.3	15	2:06.172	109.8
	43	IMARTI MOTORSPORT	ESCUDERIA CERRO NEGRO	HONDA CIVIC	1	4	119	**4:33:45.962**	102 Vtas	14 Vtas	100.4	37	2:02.865	112.8
	18	PURA PASION	VICENTE GABRIEL VALLES	AUDI TT	3	10	104	**4:38:49.590**	117 Vtas	15 Vtas	86.1	88	2:02.956	112.7
	12	4 TEAM	JORGE RAMIREZ FERNANDEZ	BMW 318	2	7	63	**2:24:52.800**	158 Vtas	41 Vtas	100.4	20	1:58.633	116.8
	24	M BOSS RACING	ESCUDERIA 1000 LAGOS	V. GOLF	2	8	45	**1:37:27.231**	176 Vtas	18 Vtas	106.6	4	2:01.784	113.8
Descalificados:														
	5	NO BRAIN TEAM	ULTIMA VUELTA	BMW 325	3									
	9	PUNTAL PRODUCTIONS	MADRID HISTORICOS	BMW 325I	3									
	51	AUTOCODE TORREJON	ESCUDERIA CENTRO	SAXO	SAXO									

Vta. rápida de BOYACA SPORT TEAM en 1:54.755 a 120.7 Km/h en la vuelta 164

*** PENALIZACIONES**

PENALIZADO EL DORSAL 17 CON 7 MINUTOS POR EL Art. 14.1 DEL Rgto UV ENDURANCE 2023

DORSAL 5 DESCALIFICADO POR EL Art. 16.3.4 DEL Rgto. UV ENDURANCE 2023

DORSAL 9 DESCALIFICADO POR EL Art. 16.3.4 DEL Rgto. UV ENDURANCE 2023

DORSAL 51 DESCALIFICADO POR EL Art. 3.4 y 6.25 DEL Rgto. TECNICO DE LA COPA SAXO 8V 2023

Publicada a las:.....

Temp. Pista: **9.9 °C** Temp. Aire: **7.9 °C** Humedad: **50 %** Estado Pista: **SECA**

Comisarios Deportivos:

Alberto LINDON — CD-0604-ESP/M

Francisco ANTÓN — CD-0808-ESP/M

Ana Belén GARCIA — CD-3261-ESP/M

Cronometrador:

Jesús García Núñez — JOB-1604-ESP/M