



# XIX Campeonato RACE de Turismos

## División 2

4ª Prueba

Circuito de Madrid Jarama-RACE

19 de noviembre de 2022

*Results booklet*



Provided by Cronococa S.L.  
[www.cronococa.com](http://www.cronococa.com)



**Circuito de Madrid Jarama - RACE**

**División 2**

**Entrenamiento Libre**

**Resultados Provisionales**

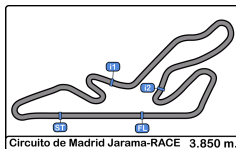
Circuito de Madrid Jarama-RACE 3.850 m.

Clas	Nº	Piloto	Concursante	Vehiculo	Cat	Clas	N.V.	V.R.	Tiempo	Dif 1º	Dif Ant.	Km/h
1	33	Juan Fco Gastañaga Martinez	A.D. DESGUACES LA TORRE	Seat Leon TCR v2 DSG	8	1	11	10	1:45.149			131.8
2	6	Francisco Comendador Romero	C.D.E. DEYSCOM SPORT	SUBARU WRX	8	2	7	6	1:45.697	0.548	0.548	131.1
3	10	Juan Carlos Esteban Garcia	A.D. DESGUACES LA TORRE	SEAT LEON	7	1	8	6	1:47.800	2.651	2.103	128.5
4	9	Ismael Arquero Saz	C.D.E. ULTIMA VUELTA	SEAT LEON	7	2	7	3	1:50.101	4.952	2.301	125.8
5	66	Jose Alberto Vila Sainz	C.D.E. NACIONAL CHOC DE CARRERA DE CAMIONES	PEUGEOT 207 RC	5	1	8	5	1:50.250	5.101	0.149	125.7
6	14	Alfonso Sangrador Alvarez	LA RUINA RACING	HONDA CIVIC 1.6	5	2	9	7	1:50.839	5.690	0.589	125.0
7	17	Antonio Castro Ortega	R A C E	PORSCHE 968 Turbo	C-L	1	6	5	1:51.987	6.838	1.148	123.7
8	32	Jesus Angel Llorente Ramiro	R A C E	VOLKSWAGEN GOLF GTI	8	3	9	8	1:54.204	9.055	2.217	121.3
9	41	Diego Blanco Torrecilla	CLUB JARAMA SPORT	PORSCHE 928 2.7	C-L	2	7	6	1:55.281	10.132	1.077	120.2
10	43	Juan Carlos Zorrilla Hierro	C.D.E. OUVREUR	PORSCHE 968 CS	C-L	3	10	9	1:56.478	11.329	1.197	118.9
11	16	Lucas Gonzalez-Anleo Polo	R A C E	PORSCHE 968 CS	C-L	4	10	7	1:57.623	12.474	1.145	117.8
12	12	Jesús Angel Morales Anguita	ESC. CERRO NEGRO	RENAULT CLIO CUP II	5	3	7	6	2:02.980	17.831	5.357	112.7
13	42	Lopez Anos - Rodriguez Sastre	R.A.C. CIRCUITO GUADALOPE	PORSCHE 968 CS	C-L	5	6	2	2:05.579	20.430	2.599	110.3

Publicada a las:.....

Temp. Pista: 10.7 °C Temp. Aire: 8.7 °C Humedad: 57 % Estado Pista: SECA

<b>Comisarios Deportivos:</b>	<b>Director de Carrera:</b>	<b>Cronometrador:</b> 
-------------------------------	-----------------------------	---------------------------



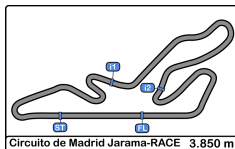
**Circuito de Madrid Jarama - RACE**  
**División 2**  
**Entrenamiento Libre**  
**Resultados Provisionales por Categoría**

Clas	Nº	Piloto	Concursante	Vehiculo	Cat	Clas	N.V.	V.R.	Tiempo	Dif 1º	Dif Ant.	Km/h
<b>Campeonato RACE 'Categoría 5'</b>												
1	66	Jose Alberto Vila Sainz	C.D.E. NACIONAL - CNCC DE CARRERA DE CAMIONES	PEUGEOT 207 RC	5	1	8	5	1:50.250			125.7
2	14	Alfonso Sangrador Alvarez	LA RUINA RACING	HONDA CIVIC 1.6	5	2	9	7	1:50.839	0.589	0.589	125.0
3	12	Jesús Angel Morales Anguita	ESC. CERRO NEGRO	RENAULT CLIO CUP II	5	3	7	6	2:02.980	12.730	12.141	112.7
<b>Campeonato RACE 'Categoría 7'</b>												
1	10	Juan Carlos Esteban Garcia	A.D. DESGUACES LA TORRE	SEAT LEON	7	1	8	6	1:47.800			128.5
2	9	Ismael Arquero Saz	C.D.E. ULTIMA VUELTA	SEAT LEON	7	2	7	3	1:50.101	2.301	2.301	125.8
<b>Campeonato RACE 'Categoría 8'</b>												
1	33	Juan Fco Gastañaga Martinez	A.D. DESGUACES LA TORRE	Seat Leon TCR v2 DSG	8	1	11	10	1:45.149			131.8
2	6	Francisco Comendador Romero	C.D.E. DEYSCOM SPORT	SUBARU WRX	8	2	7	6	1:45.697	0.548	0.548	131.1
3	32	Jesus Angel Llorente Ramiro	R A C E	VOLKSWAGEN GOLF GTI	8	3	9	8	1:54.204	9.055	8.507	121.3
<b>Campeonato RACE 'Categoría CLASICOS-LEGEND'</b>												
1	17	Antonio Castro Ortega	R A C E	PORSCHE 968 Turbo	C-L	1	6	5	1:51.987			123.7
2	41	Diego Blanco Torrecilla	CLUB JARAMA SPORT	PORSCHE 928 2.7	C-L	2	7	6	1:55.281	3.294	3.294	120.2
3	43	Juan Carlos Zorrilla Hierro	C.D.E. OUVREUR	PORSCHE 968 CS	C-L	3	10	9	1:56.478	4.491	1.197	118.9
4	16	Lucas Gonzalez-Arleo Polo	R A C E	PORSCHE 968 CS	C-L	4	10	7	1:57.623	5.636	1.145	117.8
5	42	Lopez Anos - Rodriguez Sastre	R.A.C. CIRCUITO GUADALOPE	PORSCHE 968 CS	C-L	5	6	2	2:05.579	13.592	7.956	110.3

Publicada a las:.....

Temp. Pista: 10.7 °C Temp. Aire: 8.7 °C Humedad: 57 % Estado Pista: SECA

<b>Comisarios Deportivos:</b>	<b>Director de Carrera:</b>	<b>Cronometrador:</b> 
-------------------------------	-----------------------------	---------------------------



### Circuito de Madrid Jarama - RACE

División 2

Entrenamiento Libre

Tiempos Por Vuelta

<b>6</b>	Francisco Comendador Romero	SUBARU WRX	<b>14</b>	Alfonso Sangrador Alvarez	HONDA CIVIC 1.6
	8	C.D.E. DEYSCOM SPORT		5	LA RUINA RACING

Vta. D	Tiempo	Sector 1	Sector 2	Sector 3	V. Max.	Elapsed	Vta. D	Tiempo	Sector 1	Sector 2	Sector 3	V. Max.	Elapsed
1	10:33:00.986	10:31:47.869	39.886	33.231	90.1	10:33:00.986	1	10:33:14.986	10:31:46.901	49.859	38.226	48.6	10:33:14.986
2	1:52.828	44.136	38.186	30.506	180.3	10:34:53.814	2	2:12.139	52.385	43.823	35.931	139.3	10:35:27.125
3	1:48.090	42.366	35.906	29.818	216.8	10:36:41.904	3	2:01.805	47.738	41.100	32.967	170.8	10:37:28.930
4	1:57.131 P	42.131	35.787	39.213	212.5	10:38:39.035	4	2:02.185	48.355	39.154	34.676	144.7	10:39:31.115
5	3:17.270	2:12.710	35.323	<b>29.237</b>	118.6	10:41:56.305	5	1:52.657	43.845	37.362	31.450	196.0	10:41:23.772
6	<b>1:45.697</b>	39.978	<b>35.207</b>	30.512	225.9	10:43:42.002	6	1:53.944	43.454	37.705	32.785	200.3	10:43:17.716
7	7:57.976 P	<b>39.669</b>	6:15.592	1:02.715	221.3	10:51:39.978	7	<b>1:50.839</b>	43.256	<b>36.876</b>	<b>30.707</b>	196.3	10:45:08.555
							8	1:57.084	<b>42.394</b>	41.342	33.348	197.8	10:47:05.639
							9	2:03.307 P	43.087	37.968	42.252	194.5	10:49:08.946

<b>9</b>	Ismael Arquero Saz	SEAT LEON SUPERCOPA	<b>16</b>	Lucas Gonzalez-Anleo Polo	PORSCHE 968 CS
	7	C.D.E. ULTIMA VUELTA		C-L	R A C E

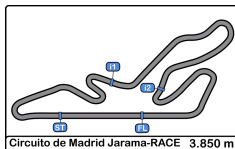
Vta. D	Tiempo	Sector 1	Sector 2	Sector 3	V. Max.	Elapsed	Vta. D	Tiempo	Sector 1	Sector 2	Sector 3	V. Max.	Elapsed
1	10:32:20.198	10:31:01.923	45.253	33.022	84.2	10:32:20.198	1	10:33:04.837	10:31:26.922	55.918	41.997	66.5	10:33:04.837
2	2:13.066	1:00.523	40.915	31.628	190.4	10:34:33.264	2	2:18.633	54.233	46.937	37.463	139.7	10:35:23.470
3	<b>1:50.101</b>	42.690	<b>36.976</b>	<b>30.435</b>	203.7	10:36:23.365	3	2:15.880	54.452	42.645	38.783	141.1	10:37:39.350
4	1:58.573 P	<b>40.599</b>	39.570	38.404	219.5	10:38:21.938	4	2:04.609	48.959	41.358	34.292	152.5	10:39:43.959
5	3:50.547	2:31.405	43.044	36.098	111.5	10:42:12.485	5	2:00.382	45.672	41.912	<b>32.798</b>	172.5	10:41:44.341
6	2:09.611	48.789	44.314	36.508	154.9	10:44:22.096	6	1:59.489	<b>44.868</b>	41.079	33.542	186.5	10:43:43.830
7	2:18.500 P	50.976	45.488	42.036	130.7	10:46:40.596	7	<b>1:57.623</b>	44.966	<b>39.810</b>	32.847	177.0	10:45:41.453
							8	2:18.085 P	45.477	46.632	45.976	181.5	10:47:59.538
							9	4:36.846	3:11.244	46.615	38.987	88.5	10:52:36.384
							10	2:16.559 P	48.171	42.985	45.403	177.9	10:54:52.943

<b>10</b>	Juan Carlos Esteban Garcia	SEAT LEON SUPERCOPA	<b>17</b>	Antonio Castro Ortega	PORSCHE 968 Turbo
	7	A.D. DESGUACES LA TORRE		C-L	R A C E

Vta. D	Tiempo	Sector 1	Sector 2	Sector 3	V. Max.	Elapsed	Vta. D	Tiempo	Sector 1	Sector 2	Sector 3	V. Max.	Elapsed
1	10:32:41.232	10:31:24.164	44.207	32.861	83.2	10:32:41.232	1	10:32:31.219	10:31:11.301	44.847	35.071	59.4	10:32:31.219
2	1:58.660	47.085	39.438	32.137	168.7	10:34:39.892	2	2:16.891 P	48.534	41.005	47.352	157.6	10:34:48.110
3	1:56.970	48.079	38.354	30.537	179.4	10:36:36.862	3	3:07.086	1:55.306	39.271	32.509	82.0	10:37:55.196
4	2:19.412	1:11.013	38.057	30.342	201.4	10:38:56.274	4	1:52.980	44.569	37.741	30.670	158.5	10:39:48.176
5	1:48.523	42.321	36.355	29.847	200.0	10:40:44.797	5	<b>1:51.987</b>	<b>44.067</b>	<b>37.441</b>	<b>30.479</b>	186.8	10:41:40.163
6	<b>1:47.800</b>	41.723	<b>36.267</b>	<b>29.810</b>	182.7	10:42:32.597	6	2:20.528 P	46.030	43.500	50.998	162.8	10:44:00.691
7	2:02.526 P	<b>41.553</b>	36.425	44.548	193.8	10:44:35.123							
8	6:04.072 P	3:07.611	36.983	2:19.478	111.6	10:50:39.195							

<b>12</b>	Jesús Angel Morales Anguita	RENAULT CLIO CUP II	<b>32</b>	Jesus Angel Llorente Ramiro	VOLKSWAGEN GOLF GTI TCR
	5	ESC. CERRO NEGRO		8	R A C E

Vta. D	Tiempo	Sector 1	Sector 2	Sector 3	V. Max.	Elapsed	Vta. D	Tiempo	Sector 1	Sector 2	Sector 3	V. Max.	Elapsed
1	10:33:18.500	10:31:32.601	1:01.280	44.619	72.9	10:33:18.500	1	10:34:39.005 P	10:31:55.288	1:45.775	57.942	75.5	10:34:39.005
2	2:26.795	57.383	49.942	39.470	112.9	10:35:45.295	2	3:57.989	2:34.787	45.469	37.733	93.5	10:38:36.994
3	2:11.596	50.809	44.124	36.663	156.7	10:37:56.891	3	2:07.690	49.538	43.399	34.753	161.4	10:40:44.684
4	2:06.634	49.142	42.583	34.909	171.9	10:40:03.525	4	2:01.479	47.071	40.709	33.699	165.1	10:42:46.163
5	2:06.937	47.626	44.276	35.035	181.5	10:42:10.462	5	1:56.417	44.541	39.132	32.744	199.2	10:44:42.580
6	<b>2:02.980</b>	<b>47.411</b>	<b>41.247</b>	<b>34.322</b>	166.1	10:44:13.442	6	2:04.672	44.735	44.491	35.446	193.5	10:46:47.252
7	2:25.660 P	48.613	46.645	50.402	175.0	10:46:39.102	7	1:59.693	44.480	41.365	33.848	188.4	10:48:46.945
							8	<b>1:54.204</b>	<b>43.782</b>	<b>38.459</b>	<b>31.963</b>	204.1	10:50:41.149
							9	2:35.743 P	56.729	49.920	49.094	140.4	10:53:16.892



### Circuito de Madrid Jarama - RACE

División 2

Entrenamiento Libre

Tiempos Por Vuelta

33

Juan Fco Gastañaga Martinez

Seat Leon TCR v2 DSG 66

Jose Alberto Vila Sainz

PEUGEOT 207 RC

8

A.D. DESGUACES LA TORRE

5 C.D.E. NACIONAL -CNCC- DE CARRERA DE CA

Vta. D	Tiempo	Sector 1	Sector 2	Sector 3	V. Max.	Elapsed	Vta. D	Tiempo	Sector 1	Sector 2	Sector 3	V. Max.	Elapsed
1	10:33:38.356	10:32:17.346	45.554	35.456	81.0	10:33:38.356	1	10:33:15.886	10:31:48.402	49.523	37.961	60.1	10:33:15.886
2	2:01.883	47.836	40.495	33.552	151.6	10:35:40.239	2	2:12.275	52.331	44.526	35.418	142.4	10:35:28.161
3	1:55.888	45.414	38.112	32.362	175.0	10:37:36.127	3	2:02.951	47.559	41.687	33.705	156.0	10:37:31.112
4	1:53.567	45.371	36.335	31.861	162.6	10:39:29.694	4	1:54.126	44.455	38.103	31.568	156.7	10:39:25.238
5	1:52.725	42.156	38.683	31.886	187.8	10:41:22.419	5	<u>1:50.250</u>	<u>42.727</u>	<u>36.758</u>	<u>30.765</u>	197.0	10:41:15.488
6	1:48.807	41.596	36.855	30.356	204.1	10:43:11.226	6	2:00.791 P	44.039	37.962	38.790	173.6	10:43:16.279
7	1:46.938	41.442	35.776	29.720	200.3	10:44:58.164	7	3:52.086	2:32.843	47.213	32.030	64.9	10:47:08.365
8	1:46.756	40.745	35.998	30.013	199.6	10:46:44.920	8	2:09.690 P	43.841	42.827	43.022	177.3	10:49:18.055
9	1:45.260	40.643	35.259	<u>29.358</u>	208.8	10:48:30.180							
10	<u>1:45.149</u>	<u>40.489</u>	<u>35.142</u>	29.518	205.3	10:50:15.329							
11	2:31.242 P	53.264	47.305	50.673	148.7	10:52:46.571							

41

Diego Blanco Torrecilla

PORSCHE 928 2.7

C-L

CLUB JARAMA SPORT

Vta. D	Tiempo	Sector 1	Sector 2	Sector 3	V. Max.	Elapsed
1	10:32:48.482	10:31:24.013	47.505	36.964	74.0	10:32:48.482
2	2:14.956	52.414	44.708	37.834	130.2	10:35:03.438
3	2:12.573	53.025	42.104	37.444	127.2	10:37:16.011
4	2:10.305	50.522	45.848	33.935	160.4	10:39:26.316
5	1:55.738	44.598	38.704	<u>32.436</u>	184.6	10:41:22.054
6	<u>1:55.281</u>	<u>44.245</u>	<u>37.993</u>	33.043	189.8	10:43:17.335
7	2:21.513 P	47.876	46.107	47.530	184.6	10:45:38.848

42

Lopez Anos - Rodriguez Sastre

PORSCHE 968 CS

C-L

R.A.C. CIRCUITO GUADALOPE

Vta. D	Tiempo	Sector 1	Sector 2	Sector 3	V. Max.	Elapsed
1	10:33:03.286	10:31:26.001	55.505	41.780	67.3	10:33:03.286
2	<u>2:05.579</u>	48.414	42.743	34.422	165.8	10:35:08.865
3	2:07.995	46.999	45.587	35.409	178.8	10:37:16.860
4	2:22.900 P	53.175	44.524	45.201	184.6	10:39:39.760
5	10:11.318	8:56.032	<u>41.612</u>	<u>33.674</u>	78.7	10:49:51.078
6	2:12.026 P	<u>43.324</u>	43.623	45.079	186.5	10:52:03.104

43

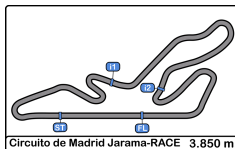
Juan Carlos Zorrilla Hierro

PORSCHE 968 CS

C-L

C.D.E. OUVREUR

Vta. D	Tiempo	Sector 1	Sector 2	Sector 3	V. Max.	Elapsed
1	10:33:03.333	10:31:23.662	56.976	42.695	60.5	10:33:03.333
2	2:18.949	54.775	46.648	37.526	133.4	10:35:22.282
3	2:13.194	51.871	45.240	36.083	142.2	10:37:35.476
4	2:07.606	51.503	41.235	34.868	130.2	10:39:43.082
5	2:05.212	49.349	42.015	33.848	163.3	10:41:48.294
6	2:02.548	47.239	41.271	34.038	158.8	10:43:50.842
7	1:58.599	45.272	40.520	<u>32.807</u>	184.6	10:45:49.441
8	1:58.121	45.091	40.164	32.866	181.5	10:47:47.562
9	<u>1:56.478</u>	<u>44.650</u>	<u>38.824</u>	33.004	184.9	10:49:44.040
10	2:46.675 P	54.925	53.443	58.307	156.7	10:52:30.715



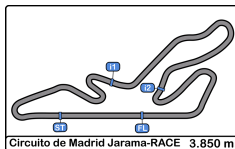
## Circuito de Madrid Jarama - RACE

### División 2

### Entrenamiento Libre

### Mejores Sectores

Sector - 1				Sector - 2				Sector - 3				Vuelta Ideal vs Mejor Vuelta			
Clas	Nº	Piloto	Tiempo	Nº	Piloto	Tiempo	Nº	Piloto	Tiempo	Clas	Nº	Piloto	Vta. Ideal	Mejor Vta.	Clas
1	6	Francisco Comendador Romero	39.669	33	Juan Fco Gastañaga Martinez	35.142	6	Francisco Comendador Romero	29.237	1	6	Francisco Comendador Romero	1:44.113	1:45.697	2
2	33	Juan Fco Gastañaga Martinez	40.489	6	Francisco Comendador Romero	35.207	33	Juan Fco Gastañaga Martinez	29.358	2	33	Juan Fco Gastañaga Martinez	1:44.989	1:45.149	1
3	9	Ismael Arquero Saz	40.599	10	Juan Carlos Esteban Garcia	36.267	10	Juan Carlos Esteban Garcia	29.810	3	10	Juan Carlos Esteban Garcia	1:47.630	1:47.800	3
4	10	Juan Carlos Esteban Garcia	41.553	66	Jose Alberto Vila Sainz	36.758	9	Ismael Arquero Saz	30.435	4	9	Ismael Arquero Saz	1:48.010	1:50.101	4
5	14	Alfonso Sangrador Alvarez	42.394	14	Alfonso Sangrador Alvarez	36.876	17	Antonio Castro Ortega	30.479	5	14	Alfonso Sangrador Alvarez	1:49.977	1:50.839	6
6	66	Jose Alberto Vila Sainz	42.727	9	Ismael Arquero Saz	36.976	14	Alfonso Sangrador Alvarez	30.707	6	66	Jose Alberto Vila Sainz	1:50.250	1:50.250	5
7	42	Lopez Anos - Rodriguez Sastre	43.324	17	Antonio Castro Ortega	37.441	66	Jose Alberto Vila Sainz	30.765	7	17	Antonio Castro Ortega	1:51.987	1:51.987	7
8	32	Jesus Angel Llorente Ramiro	43.782	41	Diego Blanco Torrecilla	37.993	32	Jesus Angel Llorente Ramiro	31.963	8	32	Jesus Angel Llorente Ramiro	1:54.204	1:54.204	8
9	17	Antonio Castro Ortega	44.067	32	Jesus Angel Llorente Ramiro	38.459	41	Diego Blanco Torrecilla	32.436	9	41	Diego Blanco Torrecilla	1:54.674	1:55.281	9
10	41	Diego Blanco Torrecilla	44.245	43	Juan Carlos Zorrilla Hierro	38.824	16	Lucas Gonzalez-Anleo Polo	32.798	10	43	Juan Carlos Zorrilla Hierro	1:56.281	1:56.478	10
11	43	Juan Carlos Zorrilla Hierro	44.650	16	Lucas Gonzalez-Anleo Polo	39.810	43	Juan Carlos Zorrilla Hierro	32.807	11	16	Lucas Gonzalez-Anleo Polo	1:57.476	1:57.623	11
12	16	Lucas Gonzalez-Anleo Polo	44.868	12	Jesús Angel Morales Anguita	41.247	42	Lopez Anos - Rodriguez Sastre	33.674	12	42	Lopez Anos - Rodriguez Sastre	1:58.610	2:05.579	13
13	12	Jesús Angel Morales Anguita	47.411	42	Lopez Anos - Rodriguez Sastre	41.612	12	Jesús Angel Morales Anguita	34.322	13	12	Jesús Angel Morales Anguita	2:02.980	2:02.980	12



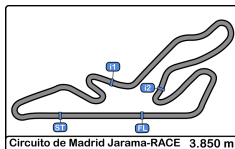
## Circuito de Madrid Jarama - RACE

### División 2

### Entrenamiento Libre

### 5 Mejores Tiempos

Clas	Nº	Piloto	Concursante	Vehiculo	Cat	Mejor 1		Mejor 2		Mejor 3		Mejor 4		Mejor 5	
						Tiempo	Vta.	Tiempo	Vta.	Tiempo	Vta.	Tiempo	Vta.	Tiempo	Vta.
1	33	Juan Fco Gastañaga Martinez	A.D. DESGUACES LA TORRE	Seat Leon TCR v2 DSG	8	1:45.149	10	1:45.260	9	1:46.756	8	1:46.938	7	1:48.807	6
2	6	Francisco Comendador Romero	C.D.E. DEYSCOM SPORT	SUBARU WRX	8	1:45.697	6	1:48.090	3	1:52.828	2	1:57.131	4	3:17.270	5
3	10	Juan Carlos Esteban Garcia	A.D. DESGUACES LA TORRE	SEAT LEON	7	1:47.800	6	1:48.523	5	1:56.970	3	1:58.660	2	2:02.526	7
4	9	Ismael Arquero Saz	C.D.E. ULTIMA VUELTA	SEAT LEON	7	1:50.101	3	1:58.573	4	2:09.611	6	2:13.066	2	2:18.500	7
5	66	Jose Alberto Vila Sainz	C.D.E. NACIONAL CNCC DE CARRERA DE CAMIONES	PEUGEOT 207 RC	5	1:50.250	5	1:54.126	4	2:00.791	6	2:02.951	3	2:09.690	8
6	14	Alfonso Sangrador Alvarez	LA RUINA RACING	HONDA CIVIC 1.6	5	1:50.839	7	1:52.657	5	1:53.944	6	1:57.084	8	2:01.805	3
7	17	Antonio Castro Ortega	R A C E	PORSCHE 968 Turbo	C-L	1:51.987	5	1:52.980	4	2:16.891	2	2:20.528	6	3:07.086	3
8	32	Jesus Angel Llorente Ramiro	R A C E	VOLKSWAGEN GOLF GTI	8	1:54.204	8	1:56.417	5	1:59.693	7	2:01.479	4	2:04.672	6
9	41	Diego Blanco Torrecilla	CLUB JARAMA SPORT	PORSCHE 928 2.7	C-L	1:55.281	6	1:55.738	5	2:10.305	4	2:12.573	3	2:14.956	2
10	43	Juan Carlos Zorrilla Hierro	C.D.E. OUVREUR	PORSCHE 968 CS	C-L	1:56.478	9	1:58.121	8	1:58.599	7	2:02.548	6	2:05.212	5
11	16	Lucas Gonzalez-Anleo Polo	R A C E	PORSCHE 968 CS	C-L	1:57.623	7	1:59.489	6	2:00.382	5	2:04.609	4	2:15.880	3
12	12	Jesús Angel Morales Anguita	ESC. CERRO NEGRO	RENAULT CLIO CUP II	5	2:02.980	6	2:06.634	4	2:06.937	5	2:11.596	3	2:25.660	7
13	42	Lopez Anos - Rodriguez Sastre	R.A.C. CIRCUITO GUADALOPE	PORSCHE 968 CS	C-L	2:05.579	2	2:07.995	3	2:12.026	6	2:22.900	4	10:11.31	5



## Circuito de Madrid Jarama - RACE

### División 2

### Entrenamiento Libre

### 5 Mejores Velocidades

Clas	Nº	Piloto	Concursante	Vehiculo	Cat	Maxima 1		Maxima 2		Maxima 3		Maxima 4		Maxima 5		Media
						Km/h	Vta.	Km/h	Vta.	Km/h	Vta.	Km/h	Vta.	Km/h	Vta.	
1	6	Francisco Comendador Romero	C.D.E. DEYSCOM SPORT	SUBARU WRX	8	225.9	6	221.3	7	216.8	3	212.5	4	180.3	2	211.4
2	9	Ismael Arquero Saz	C.D.E. ULTIMA VUELTA	SEAT LEON	7	219.5	4	203.7	3	190.4	2	154.9	6	130.7	7	179.8
3	33	Juan Foo Gastañaga Martinez	A.D. DESGUACES LA TORRE	Seat Leon TCR v2 DSG	8	208.8	9	205.3	10	204.1	6	200.3	7	199.6	8	203.6
4	32	Jesus Angel Llorente Ramiro	R A C E	VOLKSWAGEN GOLF GTI	8	204.1	8	199.2	5	193.5	6	188.4	7	165.1	4	190.1
5	10	Juan Carlos Esteban Garcia	A.D. DESGUACES LA TORRE	SEAT LEON	7	201.4	4	200.0	5	193.8	7	182.7	6	179.4	3	191.5
6	14	Alfonso Sangrador Alvarez	LA RUINA RACING	HONDA CIVIC 1.6	5	200.3	6	197.8	8	196.3	7	196.0	5	194.5	9	197.0
7	66	Jose Alberto Vila Sainz	C.D.E. NACIONAL CNCC DE CARRERA DE CAMIONES	PEUGEOT 207 RC	5	197.0	5	177.3	8	173.6	6	156.7	4	156.0	3	172.1
8	41	Diego Blanco Torrecilla	CLUB JARAMA SPORT	PORSCHE 928 2.7	C-L	189.8	6	184.6	5	184.6	7	160.4	4	130.2	2	169.9
9	17	Antonio Castro Ortega	R A C E	PORSCHE 968 Turbo	C-L	186.8	5	162.8	6	158.5	4	157.6	2	82.0	3	149.6
10	16	Lucas Gonzalez-Anleo Polo	R A C E	PORSCHE 968 CS	C-L	186.5	6	181.5	8	177.9	10	177.0	7	172.5	5	179.1
11	42	Lopez Anos - Rodriguez Sastre	R.A.C. CIRCUITO GUADALOPE	PORSCHE 968 CS	C-L	186.5	6	184.6	4	178.8	3	165.8	2	78.7	5	158.9
12	43	Juan Carlos Zorrilla Hierro	C.D.E. OUVREUR	PORSCHE 968 CS	C-L	184.9	9	184.6	7	181.5	8	163.3	5	158.8	6	174.6
13	12	Jesús Angel Morales Anguita	ESC. CERRO NEGRO	RENAULT CLIO CUP II	5	181.5	5	175.0	7	171.9	4	166.1	6	156.7	3	170.2





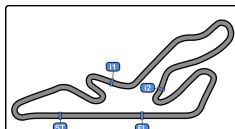
### Circuito de Madrid Jarama - RACE

División 2

Entrenamiento Libre

Secuencia Vueltas Rápidas

Vta	Hora Día	T Sesion	Nº	Piloto	Concursante	Vehiculo	Cat	Tiempo	Km/h
2	10:34:33.264	9:33.264	9	Ismael Arquero Saz	C.D.E. ULTIMA VUELTA	SEAT LEON SUPERBEE	7	2:13.066	104.1
2	10:34:39.892	9:39.892	10	Juan Carlos Esteban Garcia	A.D. DESGUACES LA TORRE	SEAT LEON SUPERBEE	7	1:58.660	116.8
2	10:34:53.814	9:53.814	6	Francisco Comendador Romero	C.D.E. DEYSCOM SPORT	SUBARU WRX	8	1:52.828	122.8
3	10:36:23.365	11:23.365	9	Ismael Arquero Saz	C.D.E. ULTIMA VUELTA	SEAT LEON SUPERBEE	7	1:50.101	125.8
3	10:36:41.904	11:41.904	6	Francisco Comendador Romero	C.D.E. DEYSCOM SPORT	SUBARU WRX	8	1:48.090	128.2
6	10:42:32.597	17:32.597	10	Juan Carlos Esteban Garcia	A.D. DESGUACES LA TORRE	SEAT LEON SUPERBEE	7	1:47.800	128.5
6	10:43:42.002	18:42.002	6	Francisco Comendador Romero	C.D.E. DEYSCOM SPORT	SUBARU WRX	8	1:45.697	131.1
9	10:48:30.180	23:30.180	33	Juan Foo Gastañaga Martinez	A.D. DESGUACES LA TORRE	Seat Leon TCR v2 DSG	8	1:45.260	131.6
10	10:50:15.329	25:15.329	33	Juan Foo Gastañaga Martinez	A.D. DESGUACES LA TORRE	Seat Leon TCR v2 DSG	8	1:45.149	131.8



## Circuito de Madrid Jarama - RACE

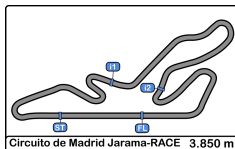
### División 2

### Entrenamiento Libre

### Mejor Máxima Velocidad del Evento

Circuito de Madrid Jarama-RACE 3.850 m.

Cls	Nº	Piloto	Concursante	Vehículo	Cat	Km/h	Sesión
1	6	Francisco Comendador Romero	C.D.E. DEYSCOM SPORT	SUBARU WRX	8	225.9	Entrenamiento Libre
2	9	Ismael Arquero Saz	C.D.E. ULTIMA VUELTA	SEAT LEON SUPERBIA	7	219.5	Entrenamiento Libre
3	33	Juan Fco Gastafлага Martinez	A.D. DESGUACES LA TORRE	Seat Leon TCR v2 DSG	8	208.8	Entrenamiento Libre
4	32	Jesus Angel Llorente Ramiro	R A C E	VOLKSWAGEN GOLF GTI TCR	8	204.1	Entrenamiento Libre
5	10	Juan Carlos Esteban Garcia	A.D. DESGUACES LA TORRE	SEAT LEON SUPERBIA	7	201.4	Entrenamiento Libre
6	14	Alfonso Sangrador Alvarez	LA RUINA RACING	HONDA CIVIC 1.6	5	200.3	Entrenamiento Libre
7	66	Jose Alberto Vila Sainz	C.D.E. NACIONAL CHOC DE CARRERA DE CAMIONES	PEUGEOT 207 RC	5	197.0	Entrenamiento Libre
8	41	Diego Blanco Torrecilla	CLUB JARAMA SPORT	PORSCHE 928 2.7	C-L	189.8	Entrenamiento Libre
9	17	Antonio Castro Ortega	R A C E	PORSCHE 968 Turbo	C-L	186.8	Entrenamiento Libre
10	16	Lucas Gonzalez-Anleo Polo	R A C E	PORSCHE 968 CS	C-L	186.5	Entrenamiento Libre
11	42	Lopez Anos - Rodriguez Sastro	R.A.C. CIRCUITO GUADALOPE	PORSCHE 968 CS	C-L	186.5	Entrenamiento Libre
12	43	Juan Carlos Zorrilla Hierro	C.D.E. OUVREUR	PORSCHE 968 CS	C-L	184.9	Entrenamiento Libre
13	12	Jesús Angel Morales Anguita	ESC. CERRO NEGRO	RENAULT CLIO CUP II	5	181.5	Entrenamiento Libre



## Circuito de Madrid Jarama - RACE

### División 2

### Entrenamiento Libre

### Tiempos Parada en Pit

**6** Francisco Comendador Romero SUBARU WRX

8 C.D.E. DEYSCOM SPORT

Nr.	Hora Día Entrada	Tiempo Entrada	Tiempo Salida	Tiempo Box	T. Box Total
1	10:38:34.586	10:38:34.586	10:40:13.162	0:01:38.576	0:01:38.576

**9** Ismael Arquero Saz SEAT LEON SUPERCOPA

7 C.D.E. ULTIMA VUELTA

Nr.	Hora Día Entrada	Tiempo Entrada	Tiempo Salida	Tiempo Box	T. Box Total
1	10:38:19.028	10:38:19.028	10:40:13.981	0:01:54.953	0:01:54.953

**10** Juan Carlos Esteban Garcia SEAT LEON SUPERCOPA

7 A.D. DESGUACES LA TORRE

Nr.	Hora Día Entrada	Tiempo Entrada	Tiempo Salida	Tiempo Box	T. Box Total
1	10:44:29.820	10:44:29.820	10:47:01.046	0:02:31.226	0:02:31.226

**16** Lucas Gonzalez-Anleo Polo PORSCHE 968 CS

C-L RACE

Nr.	Hora Día Entrada	Tiempo Entrada	Tiempo Salida	Tiempo Box	T. Box Total
1	10:47:55.719	10:47:55.719	10:50:14.630	0:02:18.911	0:02:18.911

**17** Antonio Castro Ortega PORSCHE 968 Turbo

C-L RACE

Nr.	Hora Día Entrada	Tiempo Entrada	Tiempo Salida	Tiempo Box	T. Box Total
1	10:34:43.310	10:34:43.310	10:36:00.305	0:01:16.995	0:01:16.995

**32** Jesus Angel Llorente Ramiro VOLKSWAGEN GOLF GTI TCR

8 RACE

Nr.	Hora Día Entrada	Tiempo Entrada	Tiempo Salida	Tiempo Box	T. Box Total
1	10:34:34.594	10:34:34.594	10:36:24.701	0:01:50.107	0:01:50.107

**42** Lopez Anos - Rodriguez Sastre PORSCHE 968 CS

C-L R.A.C. CIRCUITO GUADALOPE

Nr.	Hora Día Entrada	Tiempo Entrada	Tiempo Salida	Tiempo Box	T. Box Total
1	10:39:36.099	10:39:36.099	10:47:51.915	0:08:15.816	0:08:15.816

**66** Jose Alberto Vila Sainz PEUGEOT 207 RC

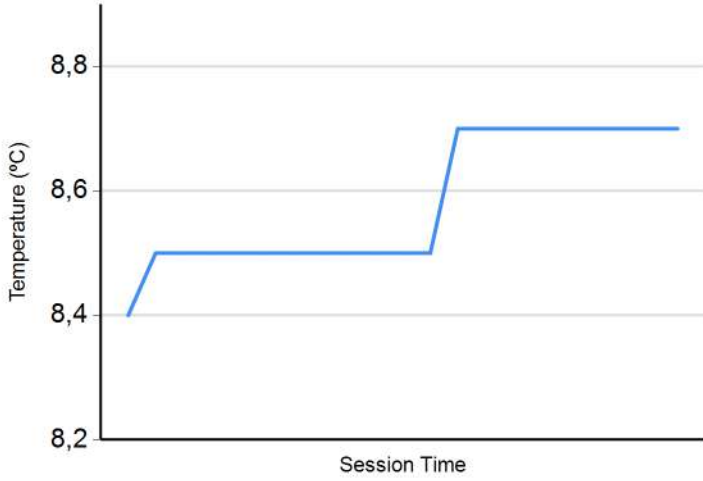
5 C.D.E. NACIONAL -CNCC- DE CARRERA DE

Nr.	Hora Día Entrada	Tiempo Entrada	Tiempo Salida	Tiempo Box	T. Box Total
1	10:43:12.627	10:43:12.627	10:45:01.106	0:01:48.479	0:01:48.479

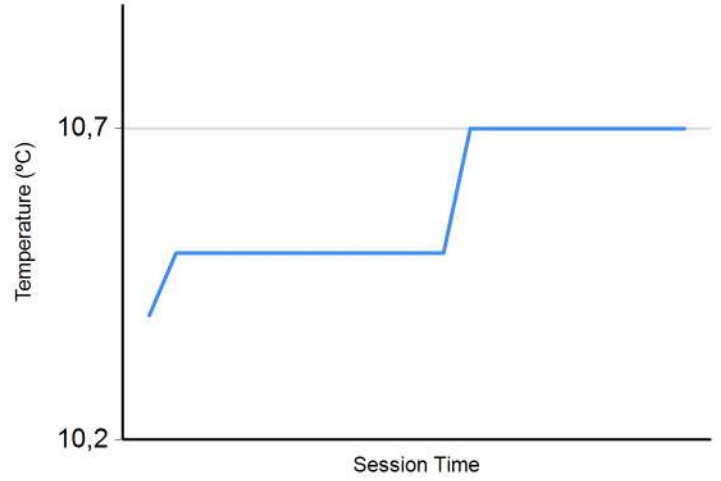


**Circuito de Madrid Jarama - RACE**  
**División 2**  
**Entrenamiento Libre**  
**Informe Meteorológico**

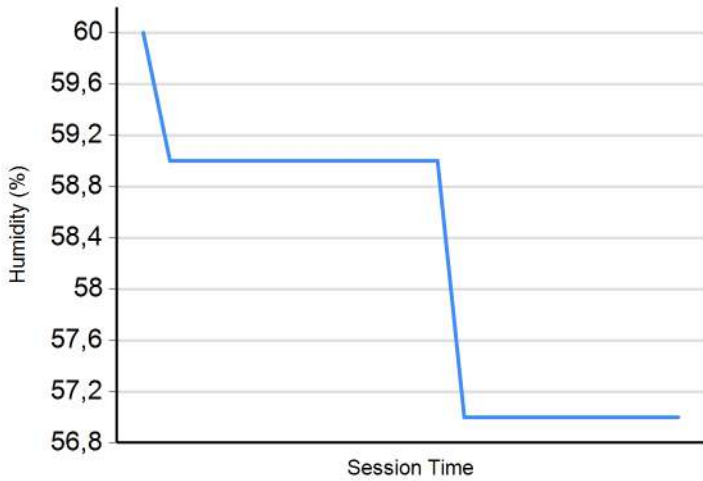
**Temperatura Aire**



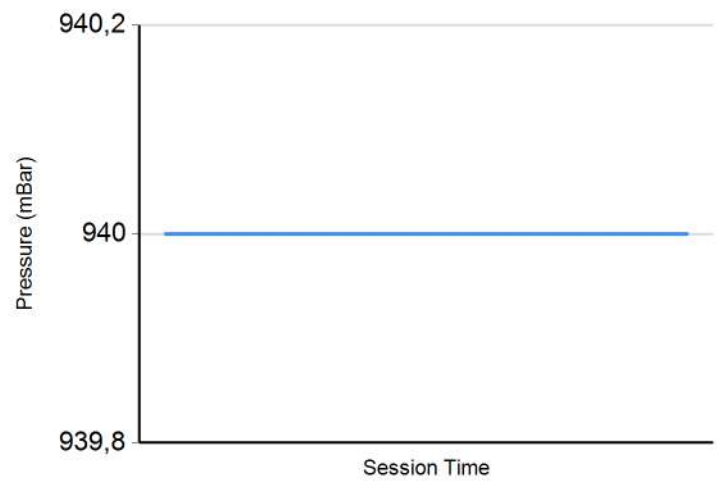
**Temperatura Pista**



**Humedad**



**Presión**

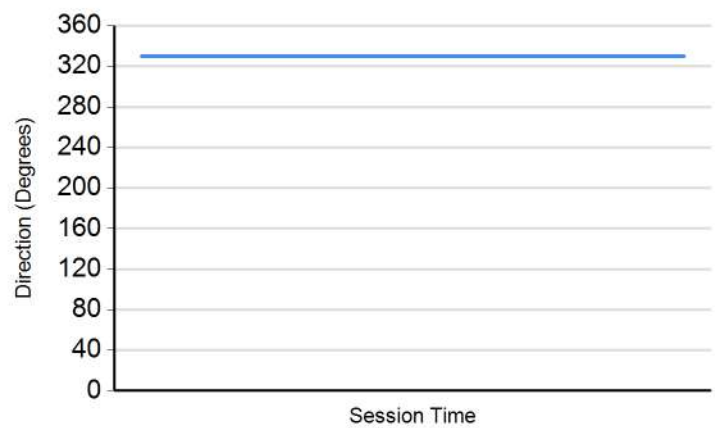


**Velocidad Viento**



**Dirección Viento**

North = 0°/360° Est = 90° South = 180° West = 270°





### Circuito de Madrid Jarama - RACE

#### División 2

#### Entrenamiento cronometrado

#### Resultados Provisionales

Clas	Nº	Piloto	Concursante	Vehiculo	Cat	Clas	N.V.	V.R.	Tiempo	Dif 1º	Dif Ant.	Km/h
1	6	Francisco Comendador Romero	C.D.E. DEYSCOM SPORT	SUBARU WRX	8	1	6	5	1:40.150			138.3
2	33	Juan Fco Gastañaga Martinez	A.D. DESGUACES LA TORRE	Seat Leon TCR v2 DSG	8	2	8	7	1:41.790	1.640	1.640	136.1
3	9	Ismael Arquero Saz	C.D.E. ULTIMA VUELTA	SEAT LEON	7	1	10	9	1:43.028	2.878	1.238	134.5
4	42	Lopez Anos - Rodriguez Sastre	R.A.C. CIRCUITO GUADALOPE	PORSCHE 968 CS	C-L	1	11	10	1:43.503	3.353	0.475	133.9
5	17	Antonio Castro Ortega	R A C E	PORSCHE 968 Turbo	C-L	2	10	5	1:46.038	5.888	2.535	130.7
6	10	Juan Carlos Esteban Garcia	A.D. DESGUACES LA TORRE	SEAT LEON	7	2	7	3	1:46.359	6.209	0.321	130.3
7	32	Jesus Angel Llorente Ramiro	R A C E	VOLKSWAGEN GOLF GTI	8	3	10	6	1:47.379	7.229	1.020	129.0
8	66	Jose Alberto Vila Sainz	C.D.E. NACIONAL - CHICO DE CARRERA DE CAMIONES	PEUGEOT 207 RC	5	1	7	6	1:47.548	7.398	0.169	128.8
9	14	Alfonso Sangrador Alvarez	LA RUINA RACING	HONDA CIVIC 1.6	5	2	7	6	1:48.275	8.125	0.727	128.0
10	43	Juan Carlos Zorrilla Hierro	C.D.E. OUVREUR	PORSCHE 968 CS	C-L	3	7	6	1:50.669	10.519	2.394	125.2
11	41	Diego Blanco Torrecilla	CLUB JARAMA SPORT	PORSCHE 928 2.7	C-L	4	5	4	1:53.937	13.787	3.268	121.6
12	12	Jesús Angel Morales Anguita	ESC. CERRO NEGRO	RENAULT CLIO CUP II	5	3	10	7	1:55.697	15.547	1.760	119.7
13	16	Lucas Gonzalez-Anleo Polo	R A C E	PORSCHE 968 CS	C-L	5	4	2	1:58.502	18.352	2.805	116.9

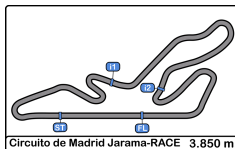
Publicada a las:.....

Temp. Pista: 11.0 °C Temp. Aire: 9.0 °C Humedad: 56 % Estado Pista: SECA

Comisarios Deportivos:

Director de Carrera:

Cronometrador:



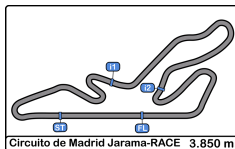
**Circuito de Madrid Jarama - RACE**  
**División 2**  
**Entrenamiento cronometrado**  
**Resultados Provisionales por Categoría**

Clas	Nº	Piloto	Concursante	Vehiculo	Cat	Clas	N.V.	V.R.	Tiempo	Dif 1º	Dif Ant.	Km/h
<b>Campeonato RACE 'Categoría 5'</b>												
1	66	Jose Alberto Vila Sainz	C.D.E. NACIONAL - CNCC DE CARRERA DE CAMIONES	PEUGEOT 207 RC	5	1	7	6	1:47.548			128.8
2	14	Alfonso Sangrador Alvarez	LA RUINA RACING	HONDA CIVIC 1.6	5	2	7	6	1:48.275	0.727	0.727	128.0
3	12	Jesús Angel Morales Anguita	ESC. CERRO NEGRO	RENAULT CLIO CUP II	5	3	10	7	1:55.697	8.149	7.422	119.7
<b>Campeonato RACE 'Categoría 7'</b>												
1	9	Ismael Arquero Saz	C.D.E. ULTIMA VUELTA	SEAT LEON	7	1	10	9	1:43.028			134.5
2	10	Juan Carlos Esteban Garcia	A.D. DESGUACES LA TORRE	SEAT LEON	7	2	7	3	1:46.359	3.331	3.331	130.3
<b>Campeonato RACE 'Categoría 8'</b>												
1	6	Francisco Comendador Romero	C.D.E. DEYSCOM SPORT	SUBARU WRX	8	1	6	5	1:40.150			138.3
2	33	Juan Fco Gastañaga Martinez	A.D. DESGUACES LA TORRE	Seat Leon TCR v2 DSG	8	2	8	7	1:41.790	1.640	1.640	136.1
3	32	Jesus Angel Llorente Ramiro	R A C E	VOLKSWAGEN GOLF GTI	8	3	10	6	1:47.379	7.229	5.589	129.0
<b>Campeonato RACE 'Categoría CLASICOS-LEGEND'</b>												
1	42	Lopez Anos - Rodriguez Sastre	R.A.C. CIRCUITO GUADALOPE	PORSCHE 968 CS	C-L	1	11	10	1:43.503			133.9
2	17	Antonio Castro Ortega	R A C E	PORSCHE 968 Turbo	C-L	2	10	5	1:46.038	2.535	2.535	130.7
3	43	Juan Carlos Zorrilla Hierro	C.D.E. OUVREUR	PORSCHE 968 CS	C-L	3	7	6	1:50.669	7.166	4.631	125.2
4	41	Diego Blanco Torrecilla	CLUB JARAMA SPORT	PORSCHE 928 2.7	C-L	4	5	4	1:53.937	10.434	3.268	121.6
5	16	Lucas Gonzalez-Anleo Polo	R A C E	PORSCHE 968 CS	C-L	5	4	2	1:58.502	14.999	4.565	116.9

Publicada a las:.....

Temp. Pista: 11.0 °C Temp. Aire: 9.0 °C Humedad: 56 % Estado Pista: SECA

<b>Comisarios Deportivos:</b>	<b>Director de Carrera:</b>	<b>Cronometrador:</b> 
-------------------------------	-----------------------------	---------------------------



### Circuito de Madrid Jarama - RACE

División 2

Entrenamiento cronometrado

Tiempos Por Vuelta

<b>6</b>	Francisco Comendador Romero	SUBARU WRX	<b>14</b>	Alfonso Sangrador Alvarez	HONDA CIVIC 1.6
	8	C.D.E. DEYSCOM SPORT		5	LA RUINA RACING

Vta. D	Tiempo	Sector 1	Sector 2	Sector 3	V. Max.	Elapsed	Vta. D	Tiempo	Sector 1	Sector 2	Sector 3	V. Max.	Elapsed
1	11:29:27.667 P	11:27:57.209	40.106	50.352	80.3	11:29:27.667	1	11:25:47.327	11:24:18.979	50.714	37.634	46.7	11:25:47.327
2	3:41.921	2:33.720	37.710	30.491	77.2	11:33:09.588	2	2:01.123	48.343	40.209	32.571	167.1	11:27:48.450
3	1:45.854	41.558	35.034	29.262	194.9	11:34:55.442	3	2:03.104 P	44.750	38.868	39.486	203.3	11:29:51.554
4	1:53.115	42.309	40.825	29.981	212.5	11:36:48.557	4	4:37.554	3:22.837	42.059	32.658	87.0	11:34:29.108
5	<b>1:40.150</b>	<b>39.066</b>	<b>33.024</b>	<b>28.060</b>	218.1	11:38:28.707	5	2:03.924	47.037	44.505	32.382	202.6	11:36:33.032
6	2:07.900 P	44.547	41.235	42.118	206.5	11:40:36.607	6	<b>1:48.275</b>	41.779	<b>35.997</b>	<b>30.499</b>	208.4	11:38:21.307
							7	2:07.974 P	<b>41.545</b>	40.294	46.135	208.8	11:40:29.281

<b>9</b>	Ismael Arquero Saz	SEAT LEON SUPERCOPA	<b>16</b>	Lucas Gonzalez-Anleo Polo	PORSCHE 968 CS
	7	C.D.E. ULTIMA VUELTA		C-L	R A C E

Vta. D	Tiempo	Sector 1	Sector 2	Sector 3	V. Max.	Elapsed	Vta. D	Tiempo	Sector 1	Sector 2	Sector 3	V. Max.	Elapsed
1	11:25:18.019	11:24:00.626	43.993	33.400	70.8	11:25:18.019	1	11:24:36.940	11:23:18.322	43.734	34.884	65.1	11:24:36.940
2	1:53.213	46.117	37.446	29.650	160.4	11:27:11.232	2	<b>1:58.502</b>	45.807	39.632	<b>33.063</b>	188.1	11:26:35.442
3	1:45.231	40.840	35.157	29.234	225.9	11:28:56.463	3	2:50.692 P	<b>45.038</b>	<b>39.237</b>	1:26.417	194.5	11:29:26.134
4	1:43.804	40.334	34.427	29.043	228.8	11:30:40.267	4	4:08.293 P	2:30.395	48.544	49.354	83.7	11:33:34.427
5	1:43.579	39.956	34.700	28.923	218.6	11:32:23.846							
6	1:59.951 P	43.324	38.640	37.987	218.1	11:34:23.797							
7	3:30.883	2:22.268	38.703	29.912	118.0	11:37:54.680							
8	1:43.451	40.307	34.351	<b>28.793</b>	224.0	11:39:38.131							
9	<b>1:43.028</b>	<b>39.869</b>	<b>34.231</b>	28.928	218.6	11:41:21.159							
10	2:15.062 P	45.243	46.900	42.919	176.4	11:43:36.221							

<b>17</b>	Antonio Castro Ortega	PORSCHE 968 Turbo
	C-L	R A C E

Vta. D	Tiempo	Sector 1	Sector 2	Sector 3	V. Max.	Elapsed
1	11:25:10.631	11:23:58.688	40.384	31.559	65.9	11:25:10.631
2	1:49.475	42.672	36.463	30.340	169.5	11:27:00.106
3	1:47.683	40.702	36.595	30.386	199.6	11:28:47.789
4	1:46.410	41.129	35.850	<b>29.431</b>	184.3	11:30:34.199
5	<b>1:46.038</b>	<b>40.623</b>	<b>35.546</b>	29.869	198.5	11:32:20.237
6	2:09.173	49.203	49.459	30.511	185.8	11:34:29.410
7	1:54.568	41.023	42.995	30.550	198.1	11:36:23.978
8	1:47.853	41.690	36.336	29.827	203.7	11:38:11.831
9	2:10.704	44.329	48.531	37.844	194.2	11:40:22.535
10	2:30.990 P	48.312	49.438	53.240	162.6	11:42:53.525

<b>10</b>	Juan Carlos Esteban Garcia	SEAT LEON SUPERCOPA
	7	A.D. DESGUACES LA TORRE

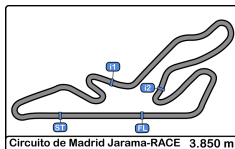
Vta. D	Tiempo	Sector 1	Sector 2	Sector 3	V. Max.	Elapsed
1	11:25:46.246	11:24:36.258	38.992	30.996	86.2	11:25:46.246
2	1:46.386	<b>41.853</b>	35.371	29.162	181.5	11:27:32.632
3	<b>1:46.359</b>	41.994	35.305	<b>29.060</b>	194.2	11:29:18.991
4	2:32.929 P	54.761	52.526	45.642	191.8	11:31:51.920
5	3:17.170	2:12.250	35.769	29.151	55.7	11:35:09.090
6	1:47.288	42.493	<b>35.167</b>	29.628	220.4	11:36:56.378
7	2:06.443 P	42.067	36.288	48.088	205.3	11:39:02.821
8		2:27.126			56.1	

<b>32</b>	Jesus Angel Llorente Ramiro	VOLKSWAGEN GOLF GTI TCR
	8	R A C E

Vta. D	Tiempo	Sector 1	Sector 2	Sector 3	V. Max.	Elapsed
1	11:27:31.142	11:26:17.653	40.875	32.614	79.0	11:27:31.142
2	1:53.343	44.120	37.621	31.602	203.0	11:29:24.485
3	1:51.824	43.371	37.269	31.184	217.3	11:31:16.309
4	1:50.046	42.697	36.553	30.796	216.4	11:33:06.355
5	1:47.793	41.445	36.011	<b>30.337</b>	215.1	11:34:54.148
6	<b>1:47.379</b>	<b>41.087</b>	<b>35.915</b>	30.377	218.1	11:36:41.527
7	1:49.009	41.212	36.081	31.716	221.7	11:38:30.536
8	2:02.065	44.735	45.169	32.161	210.1	11:40:32.601
9	1:49.833	41.839	36.776	31.218	216.4	11:42:22.434
10	2:33.417 P	53.017	50.888	49.512	144.5	11:44:55.851

<b>12</b>	Jesús Angel Morales Anguita	RENAULT CLIO CUP II
	5	ESC. CERRO NEGRO

Vta. D	Tiempo	Sector 1	Sector 2	Sector 3	V. Max.	Elapsed
1	11:25:42.324	11:24:03.887	59.295	39.142	68.6	11:25:42.324
2	2:31.404	59.220	51.479	40.705	91.0	11:28:13.728
3	2:07.865	52.681	41.106	34.078	111.4	11:30:21.593
4	1:58.784	45.915	39.832	33.037	177.6	11:32:20.377
5	1:56.913	45.381	39.000	32.532	180.9	11:34:17.290
6	1:56.265	44.628	39.172	<b>32.465</b>	192.1	11:36:13.555
7	<b>1:55.697</b>	<b>44.522</b>	<b>38.587</b>	32.588	195.2	11:38:09.252
8	1:56.547	44.660	39.235	32.652	186.5	11:40:05.799
9	1:56.241	44.908	38.694	32.639	191.4	11:42:02.040
10	2:41.142 P	52.995	51.083	57.064	179.7	11:44:43.182



## Circuito de Madrid Jarama - RACE

División 2

Entrenamiento cronometrado

Tiempos Por Vuelta

**33** Juan Fco Gastañaga Martinez Seat Leon TCR v2 DSG **66** Jose Alberto Vila Sainz PEUGEOT 207 RC

8 A.D. DESGUACES LA TORRE 5 C.D.E. NACIONAL -CNCC- DE CARRERA DE CA

Vta. D	Tiempo	Sector 1	Sector 2	Sector 3	V. Max.	Elapsed	Vta. D	Tiempo	Sector 1	Sector 2	Sector 3	V. Max.	Elapsed
1	11:27:23.105	11:26:09.242	41.743	32.120	84.5	11:27:23.105	1	11:24:19.878	11:22:59.195	45.662	35.021	66.7	11:24:19.878
2	1:53.509	43.959	36.779	32.771	181.2	11:29:16.614	2	1:53.914	44.265	37.746	31.903	168.2	11:26:13.792
3	1:44.585	41.036	34.801	28.748	196.7	11:31:01.199	3	1:49.206	42.165	36.558	30.483	195.6	11:28:02.998
4	1:43.095	39.738	34.531	28.826	225.0	11:32:44.294	4	2:07.795 P	47.309	42.002	38.484	169.2	11:30:10.793
5	2:06.226	40.318	54.305	31.603	210.9	11:34:50.520	5	3:51.620	2:33.831	44.188	33.601	71.6	11:34:02.413
6	1:42.634	39.336	34.777	<b>28.521</b>	218.6	11:36:33.154	6	<b>1:47.548</b>	<b>41.608</b>	<b>35.698</b>	<b>30.242</b>	200.0	11:35:49.961
7	<b>1:41.790</b>	<b>39.333</b>	<b>33.910</b>	28.547	219.0	11:38:14.944	7	2:22.563 P	50.466	47.658	44.439	166.1	11:38:12.524
8	3:00.336 P	54.957	1:03.486	1:01.893	166.9	11:41:15.280							

**41** Diego Blanco Torrecilla PORSCHE 928 2.7

C-L CLUB JARAMA SPORT

Vta. D	Tiempo	Sector 1	Sector 2	Sector 3	V. Max.	Elapsed
1	11:25:16.131	11:23:56.874	44.013	35.244	66.8	11:25:16.131
2	2:00.336	48.743	39.481	<b>32.112</b>	162.6	11:27:16.467
3	2:00.277	<b>44.144</b>	38.080	38.053	196.7	11:29:16.744
4	<b>1:53.937</b>	44.706	<b>37.075</b>	32.156	180.3	11:31:10.681
5	2:25.822 P	51.445	44.858	49.519	157.8	11:33:36.503

**42** Lopez Anos - Rodriguez Sastre PORSCHE 968 CS

C-L R.A.C. CIRCUITO GUADALOPE

Vta. D	Tiempo	Sector 1	Sector 2	Sector 3	V. Max.	Elapsed
1	11:24:24.186	11:23:09.581	41.333	33.272	59.9	11:24:24.186
2	1:53.700	43.682	38.680	31.338	195.6	11:26:17.886
3	1:51.477	42.637	37.992	30.848	220.8	11:28:09.363
4	1:51.847	42.318	38.438	31.091	223.1	11:30:01.210
5	1:52.524	42.507	38.370	31.647	208.0	11:31:53.734
6	2:06.273 P	46.009	40.768	39.496	208.4	11:34:00.007
7	4:09.740	3:03.686	35.924	30.130	84.7	11:38:09.747
8	1:45.181	40.742	35.241	29.198	206.1	11:39:54.928
9	1:44.154	40.229	34.964	<b>28.961</b>	219.0	11:41:39.082
10	<b>1:43.503</b>	<b>39.931</b>	<b>34.574</b>	28.998	219.0	11:43:22.585
11	2:13.603 P	43.275	42.283	48.045	192.8	11:45:36.188

**43** Juan Carlos Zorrilla Hierro PORSCHE 968 CS

C-L C.D.E. OUVREUR

Vta. D	Tiempo	Sector 1	Sector 2	Sector 3	V. Max.	Elapsed
1	11:25:05.949	11:23:19.125	1:02.789	44.035	62.3	11:25:05.949
2	2:24.262	58.752	49.730	35.780	126.4	11:27:30.211
3	2:05.559	49.000	42.956	33.603	184.3	11:29:35.770
4	1:55.088	44.743	38.574	31.771	177.3	11:31:30.858
5	1:52.955	43.176	37.606	32.173	197.0	11:33:23.813
6	<b>1:50.669</b>	<b>42.549</b>	<b>37.162</b>	<b>30.958</b>	205.3	11:35:14.482
7	2:38.175 P	51.910	54.051	52.214	161.6	11:37:52.657





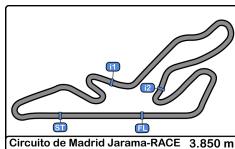
## Circuito de Madrid Jarama - RACE

### División 2

### Entrenamiento cronometrado

### Mejores Sectores

Sector - 1				Sector - 2				Sector - 3				Vuelta Ideal vs Mejor Vuelta			
Clas	Nº	Piloto	Tiempo	Nº	Piloto	Tiempo	Nº	Piloto	Tiempo	Clas	Nº	Piloto	Vta. Ideal	Mejor Vta.	Clas
1	6	Francisco Comendador Romero	39.066	6	Francisco Comendador Romero	33.024	6	Francisco Comendador Romero	28.060	1	6	Francisco Comendador Romero	1:40.150	1:40.150	1
2	33	Juan Foo Gastañaga Martínez	39.333	33	Juan Foo Gastañaga Martínez	33.910	33	Juan Foo Gastañaga Martínez	28.521	2	33	Juan Foo Gastañaga Martínez	1:41.764	1:41.790	2
3	9	Ismael Arquero Saz	39.869	9	Ismael Arquero Saz	34.231	9	Ismael Arquero Saz	28.793	3	9	Ismael Arquero Saz	1:42.893	1:43.028	3
4	42	Lopez Anos - Rodriguez Sastre	39.931	42	Lopez Anos - Rodriguez Sastre	34.574	42	Lopez Anos - Rodriguez Sastre	28.961	4	42	Lopez Anos - Rodriguez Sastre	1:43.466	1:43.503	4
5	17	Antonio Castro Ortega	40.623	10	Juan Carlos Esteban Garcia	35.167	10	Juan Carlos Esteban Garcia	29.060	5	17	Antonio Castro Ortega	1:45.600	1:46.038	5
6	32	Jesus Angel Llorente Ramiro	41.087	17	Antonio Castro Ortega	35.546	17	Antonio Castro Ortega	29.431	6	10	Juan Carlos Esteban Garcia	1:46.080	1:46.359	6
7	14	Alfonso Sangrador Alvarez	41.545	66	Jose Alberto Vila Sainz	35.698	66	Jose Alberto Vila Sainz	30.242	7	32	Jesus Angel Llorente Ramiro	1:47.339	1:47.379	7
8	66	Jose Alberto Vila Sainz	41.608	32	Jesus Angel Llorente Ramiro	35.915	32	Jesus Angel Llorente Ramiro	30.337	8	66	Jose Alberto Vila Sainz	1:47.548	1:47.548	8
9	10	Juan Carlos Esteban Garcia	41.853	14	Alfonso Sangrador Alvarez	35.997	14	Alfonso Sangrador Alvarez	30.499	9	14	Alfonso Sangrador Alvarez	1:48.041	1:48.275	9
10	43	Juan Carlos Zorrilla Hierro	42.549	41	Diego Blanco Torrecilla	37.075	43	Juan Carlos Zorrilla Hierro	30.958	10	43	Juan Carlos Zorrilla Hierro	1:50.669	1:50.669	10
11	41	Diego Blanco Torrecilla	44.144	43	Juan Carlos Zorrilla Hierro	37.162	41	Diego Blanco Torrecilla	32.112	11	41	Diego Blanco Torrecilla	1:53.331	1:53.937	11
12	12	Jesus Angel Morales Anguita	44.522	12	Jesus Angel Morales Anguita	38.587	12	Jesus Angel Morales Anguita	32.465	12	12	Jesus Angel Morales Anguita	1:55.574	1:55.697	12
13	16	Lucas Gonzalez-Anleo Polo	45.038	16	Lucas Gonzalez-Anleo Polo	39.237	16	Lucas Gonzalez-Anleo Polo	33.063	13	16	Lucas Gonzalez-Anleo Polo	1:57.338	1:58.502	13



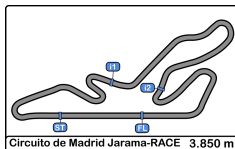
## Circuito de Madrid Jarama - RACE

### División 2

### Entrenamiento cronometrado

### 5 Mejores Tiempos

Clas	Nº	Piloto	Concursante	Vehiculo	Cat	Mejor 1		Mejor 2		Mejor 3		Mejor 4		Mejor 5	
						Tiempo	Vta.	Tiempo	Vta.	Tiempo	Vta.	Tiempo	Vta.	Tiempo	Vta.
1	6	Francisco Comendador Romero	C.D.E. DEYSCOM SPORT	SUBARU WRX	8	1:40.150	5	1:45.854	3	1:53.115	4	2:07.900	6	3:41.921	2
2	33	Juan Foo Gastañaga Martinez	A.D. DESGUACES LA TORRE	Seat Leon TCR v2 DSG	8	1:41.790	7	1:42.634	6	1:43.095	4	1:44.585	3	1:53.509	2
3	9	Ismael Arquero Saz	C.D.E. ULTIMA VUELTA	SEAT LEON	7	1:43.028	9	1:43.451	8	1:43.579	5	1:43.804	4	1:45.231	3
4	42	Lopez Anos - Rodriguez Sastre	R.A.C. CIRCUITO GUADALOPE	PORSCHE 968 CS	C-L	1:43.503	10	1:44.154	9	1:45.181	8	1:51.477	3	1:51.847	4
5	17	Antonio Castro Ortega	R A C E	PORSCHE 968 Turbo	C-L	1:46.038	5	1:46.410	4	1:47.683	3	1:47.853	8	1:49.475	2
6	10	Juan Carlos Esteban Garcia	A.D. DESGUACES LA TORRE	SEAT LEON	7	1:46.359	3	1:46.386	2	1:47.288	6	2:06.443	7	2:32.929	4
7	32	Jesus Angel Llorente Ramiro	R A C E	VOLKSWAGEN GOLF GTI	8	1:47.379	6	1:47.793	5	1:49.009	7	1:49.833	9	1:50.046	4
8	66	Jose Alberto Vila Sainz	C.D.E. NACIONAL CHECK DE CARRERA DE CAMIONES	PEUGEOT 207 RC	5	1:47.548	6	1:49.206	3	1:53.914	2	2:07.795	4	2:22.563	7
9	14	Alfonso Sangrador Alvarez	LA RUINA RACING	HONDA CIVIC 1.6	5	1:48.275	6	2:01.123	2	2:03.104	3	2:03.924	5	2:07.974	7
10	43	Juan Carlos Zorrilla Hierro	C.D.E. OUVREUR	PORSCHE 968 CS	C-L	1:50.669	6	1:52.955	5	1:55.088	4	2:05.559	3	2:24.262	2
11	41	Diego Blanco Torrecilla	CLUB JARAMA SPORT	PORSCHE 928 2.7	C-L	1:53.937	4	2:00.277	3	2:00.336	2	2:25.822	5		
12	12	Jesús Angel Morales Anguita	ESC. CERRO NEGRO	RENAULT CLIO CUP II	5	1:55.697	7	1:56.241	9	1:56.265	6	1:56.547	8	1:56.913	5
13	16	Lucas Gonzalez-Anleo Polo	R A C E	PORSCHE 968 CS	C-L	1:58.502	2	2:50.692	3	4:08.293	4				



## Circuito de Madrid Jarama - RACE

### División 2

### Entrenamiento cronometrado

### 5 Mejores Velocidades

Clas	Nº	Piloto	Concursante	Vehiculo	Cat	Maxima 1		Maxima 2		Maxima 3		Maxima 4		Maxima 5		Media
						Km/h	Vta.	Km/h	Vta.	Km/h	Vta.	Km/h	Vta.	Km/h	Vta.	
1	9	Ismael Arquero Saz	C.D.E. ULTIMA VUELTA	SEAT LEON	7	228.8	4	225.9	3	224.0	8	218.6	5	218.6	9	223.2
2	33	Juan Foo Gastañaga Martinez	A.D. DESGUACES LA TORRE	Seat Leon TCR v2 DSG	8	225.0	4	219.0	7	218.6	6	210.9	5	196.7	3	214.0
3	42	Lopez Anos - Rodriguez Sastre	R.A.C. CIRCUITO GUADALOPE	PORSCHE 968 CS	C-L	223.1	4	220.8	3	219.0	9	219.0	10	208.4	6	218.1
4	32	Jesus Angel Llorente Ramiro	R A C E	VOLKSWAGEN GOLF GTI	8	221.7	7	218.1	6	217.3	3	216.4	4	216.4	9	218.0
5	10	Juan Carlos Esteban Garcia	A.D. DESGUACES LA TORRE	SEAT LEON	7	220.4	6	205.3	7	194.2	3	191.8	4	181.5	2	198.6
6	6	Francisco Comendador Romero	C.D.E. DEYSCOM SPORT	SUBARU WRX	8	218.1	5	212.5	4	206.5	6	194.9	3	80.3	1	182.5
7	14	Alfonso Sangrador Alvarez	LA RUINA RACING	HONDA CIVIC 1.6	5	208.8	7	208.4	6	203.3	3	202.6	5	167.1	2	198.1
8	43	Juan Carlos Zorrilla Hierro	C.D.E. OUVREUR	PORSCHE 968 CS	C-L	205.3	6	197.0	5	184.3	3	177.3	4	161.6	7	185.1
9	17	Antonio Castro Ortega	R A C E	PORSCHE 968 Turbo	C-L	203.7	8	199.6	3	198.5	5	198.1	7	194.2	9	198.8
10	66	Jose Alberto Vila Sainz	C.D.E. NACIONAL C/COX DE CARRERA DE CAMIONES	PEUGEOT 207 RC	5	200.0	6	195.6	3	169.2	4	168.2	2	166.1	7	179.8
11	41	Diego Blanco Torrecilla	CLUB JARAMA SPORT	PORSCHE 928 2.7	C-L	196.7	3	180.3	4	162.6	2	157.8	5	66.8	1	152.8
12	12	Jesús Angel Morales Anguita	ESC. CERRO NEGRO	RENAULT CLIO CUP II	5	195.2	7	192.1	6	191.4	9	186.5	8	180.9	5	189.2
13	16	Lucas Gonzalez-Anleo Polo	R A C E	PORSCHE 968 CS	C-L	194.5	3	188.1	2	83.7	4	65.1	1			132.9



### Circuito de Madrid Jarama - RACE

#### División 2

#### Entrenamiento cronometrado

#### Secuencia Vueltas Rápidas

Vta	Hora Día	T Sesion	Nº	Piloto	Concursante	Vehiculo	Cat	Tiempo	Km/h
2	11:26:13.792	4:13.792	66	Jose Alberto Vila Sainz	C.D.E. NACIONAL - CICCO DE CARRERA DE CARROZOS	PEUGEOT 207 RC	5	1:53.914	121.6
2	11:26:17.886	4:17.886	42	Lopez Anos - Rodriguez Sastre	R.A.C. CIRCUITO GUADALOPE	PORSCHE 968 CS	C-L	1:53.700	121.8
2	11:27:00.106	5:00.106	17	Antonio Castro Ortega	R A C E	PORSCHE 968 Turbo	C-L	1:49.475	126.6
2	11:27:32.632	5:32.632	10	Juan Carlos Esteban Garcia	A.D. DESGUACES LA TORRE	SEAT LEON SUPERBODA	7	1:46.386	130.2
3	11:28:56.463	6:56.463	9	Ismael Arquero Saz	C.D.E. ULTIMA VUELTA	SEAT LEON SUPERBODA	7	1:45.231	131.7
4	11:30:40.267	8:40.267	9	Ismael Arquero Saz	C.D.E. ULTIMA VUELTA	SEAT LEON SUPERBODA	7	1:43.804	133.5
5	11:32:23.846	10:23.846	9	Ismael Arquero Saz	C.D.E. ULTIMA VUELTA	SEAT LEON SUPERBODA	7	1:43.579	133.8
4	11:32:44.294	10:44.294	33	Juan Fco Gastañaga Martinez	A.D. DESGUACES LA TORRE	Seat Leon TCR v2 DSG	8	1:43.095	134.4
6	11:36:33.154	14:33.154	33	Juan Fco Gastañaga Martinez	A.D. DESGUACES LA TORRE	Seat Leon TCR v2 DSG	8	1:42.634	135.0
7	11:38:14.944	16:14.944	33	Juan Fco Gastañaga Martinez	A.D. DESGUACES LA TORRE	Seat Leon TCR v2 DSG	8	1:41.790	136.1
5	11:38:28.707	16:28.707	6	Francisco Comendador Romero	C.D.E. DEYSCOM SPORT	SUBARU WRX	8	1:40.150	138.3



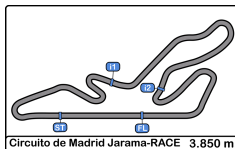
## Circuito de Madrid Jarama - RACE

### División 2

### Entrenamiento cronometrado

### Mejor Máxima Velocidad del Evento

Cls	Nº	Piloto	Concursante	Vehiculo	Cat	Km/h	Sesión
1	9	Ismael Arquero Saz	C.D.E. ULTIMA VUELTA	SEAT LEON SUPERBICCA	7	228.8	Entrenamiento cronometrado
2	6	Francisco Comendador Romero	C.D.E. DEYSCOM SPORT	SUBARU WRX	8	225.9	Entrenamiento Libre
3	33	Juan Fco Gastafaga Martinez	A.D. DESGUACES LA TORRE	Seat Leon TCR v2 DSG	8	225.0	Entrenamiento cronometrado
4	42	Lopez Anos - Rodriguez Sastre	R.A.C. CIRCUITO GUADALOPE	PORSCHE 968 CS	C-L	223.1	Entrenamiento cronometrado
5	32	Jesus Angel Llorente Ramiro	R A C E	VOLKSWAGEN GOLF GTI TCR	8	221.7	Entrenamiento cronometrado
6	10	Juan Carlos Esteban Garcia	A.D. DESGUACES LA TORRE	SEAT LEON SUPERBICCA	7	220.4	Entrenamiento cronometrado
7	14	Alfonso Sangrador Alvarez	LA RUINA RACING	HONDA CIVIC 1.6	5	208.8	Entrenamiento cronometrado
8	43	Juan Carlos Zorrilla Hierro	C.D.E. OUVREUR	PORSCHE 968 CS	C-L	205.3	Entrenamiento cronometrado
9	17	Antonio Castro Ortega	R A C E	PORSCHE 968 Turbo	C-L	203.7	Entrenamiento cronometrado
10	66	Jose Alberto Vila Sainz	C.D.E. NACIONAL - ONCC - DE CARRERA DE CARBONES	PEUGEOT 207 RC	5	200.0	Entrenamiento cronometrado
11	41	Diego Blanco Torrecilla	CLUB JARAMA SPORT	PORSCHE 928 2.7	C-L	196.7	Entrenamiento cronometrado
12	12	Jesús Angel Morales Anguita	ESC. CERRO NEGRO	RENAULT CLIO CUP II	5	195.2	Entrenamiento cronometrado
13	16	Lucas Gonzalez-Anleo Polo	R A C E	PORSCHE 968 CS	C-L	194.5	Entrenamiento cronometrado



## Circuito de Madrid Jarama - RACE

### División 2

### Entrenamiento cronometrado

### Tiempos Parada en Pit

**6** Francisco Comendador Romero SUBARU WRX

8 C.D.E. DEYSCOM SPORT

Nr.	Hora Día Entrada	Tiempo Entrada	Tiempo Salida	Tiempo Box	T. Box Total
1	11:29:23.698	11:29:23.698	11:31:17.104	0:01:53.406	0:01:53.406

**9** Ismael Arquero Saz SEAT LEON SUPERCOPA

7 C.D.E. ULTIMA VUELTA

Nr.	Hora Día Entrada	Tiempo Entrada	Tiempo Salida	Tiempo Box	T. Box Total
1	11:34:20.978	11:34:20.978	11:36:05.479	0:01:44.501	0:01:44.501

**10** Juan Carlos Esteban Garcia SEAT LEON SUPERCOPA

7 A.D. DESGUACES LA TORRE

Nr.	Hora Día Entrada	Tiempo Entrada	Tiempo Salida	Tiempo Box	T. Box Total
1	11:31:48.259	11:31:48.259	11:33:16.053	0:01:27.794	0:01:27.794
2	11:38:59.234	11:38:59.234	11:40:44.172	0:01:44.938	0:03:12.732

**14** Alfonso Sangrador Alvarez HONDA CIVIC 1.6

5 LA RUINA RACING

Nr.	Hora Día Entrada	Tiempo Entrada	Tiempo Salida	Tiempo Box	T. Box Total
1	11:29:47.617	11:29:47.617	11:32:27.933	0:02:40.316	0:02:40.316

**16** Lucas Gonzalez-Anleo Polo PORSCHE 968 CS

C-L R A C E

Nr.	Hora Día Entrada	Tiempo Entrada	Tiempo Salida	Tiempo Box	T. Box Total
1	11:29:22.256	11:29:22.256	11:31:09.534	0:01:47.278	0:01:47.278

**42** Lopez Anos - Rodriguez Sastre PORSCHE 968 CS

C-L R.A.C. CIRCUITO GUADALOPE

Nr.	Hora Día Entrada	Tiempo Entrada	Tiempo Salida	Tiempo Box	T. Box Total
1	11:33:56.640	11:33:56.640	11:36:22.270	0:02:25.630	0:02:25.630

**66** Jose Alberto Vila Sainz PEUGEOT 207 RC

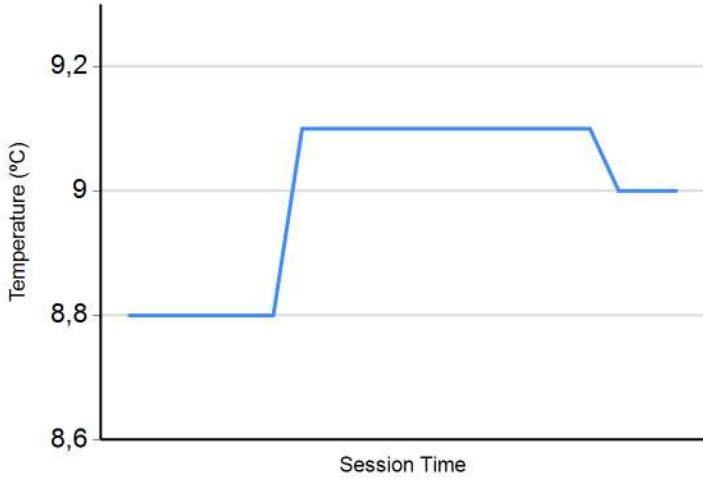
5 C.D.E. NACIONAL -CNCC- DE CARRERA DE

Nr.	Hora Día Entrada	Tiempo Entrada	Tiempo Salida	Tiempo Box	T. Box Total
1	11:30:07.274	11:30:07.274	11:31:59.411	0:01:52.137	0:01:52.137

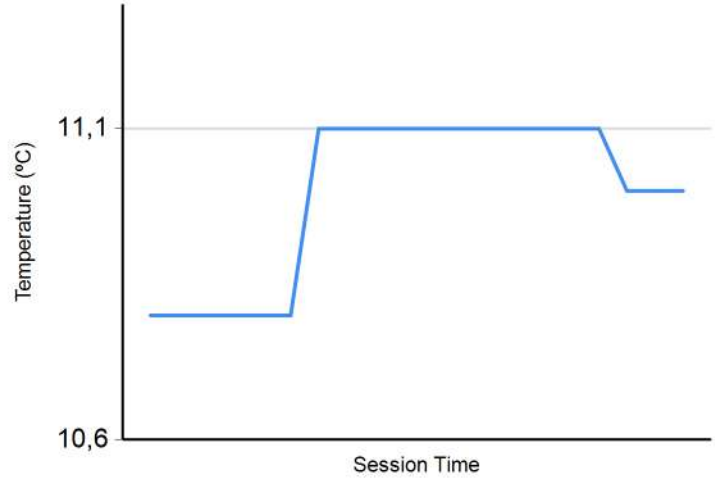


**Circuito de Madrid Jarama - RACE**  
**División 2**  
**Entrenamiento cronometrado**  
**Informe Meteorológico**

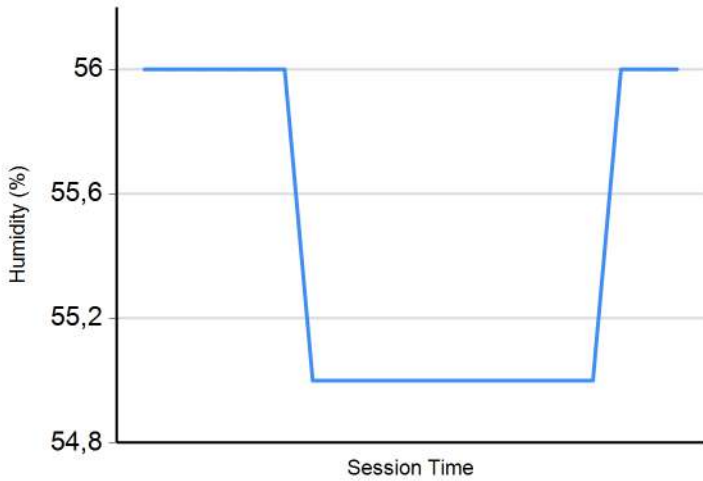
**Temperatura Aire**



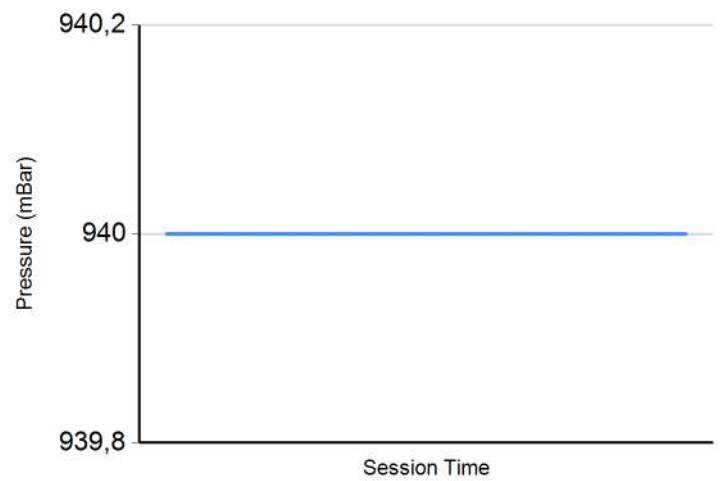
**Temperatura Pista**



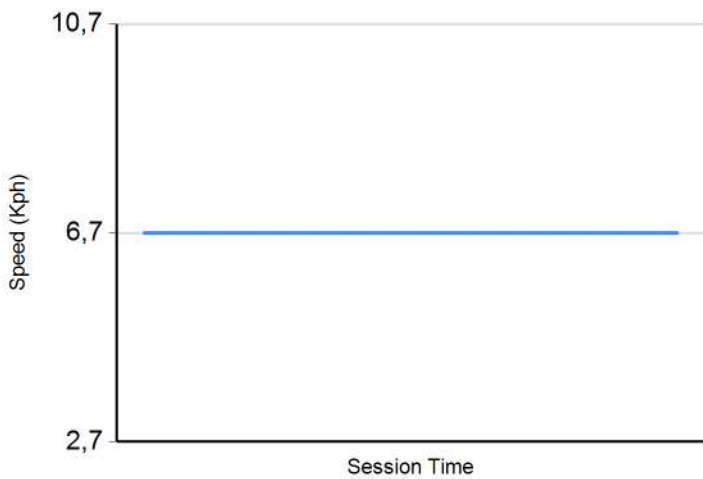
**Humedad**



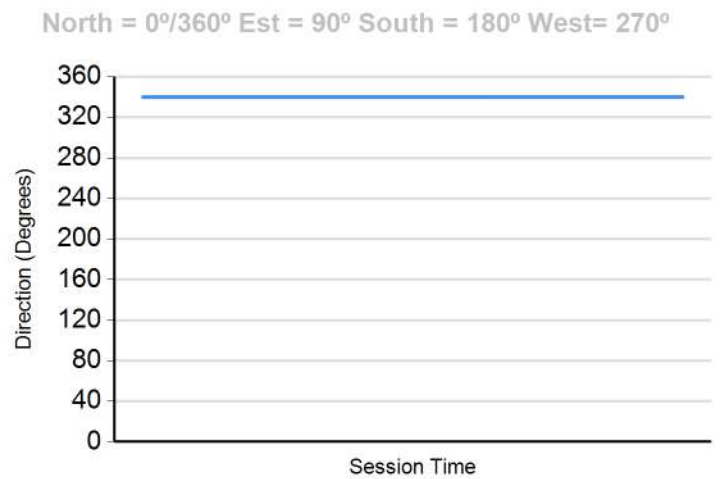
**Presión**

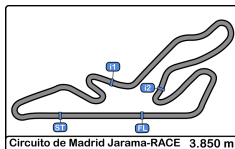


**Velocidad Viento**



**Dirección Viento**





## Circuito de Madrid Jarama - RACE

### División 2

### Entrenamiento cronometrado

### Resultados Finales

Clas	Nº	Piloto	Concursante	Vehiculo	Cat	Clas	N.V.	V.R.	Tiempo	Dif 1º	Dif Ant.	Km/h
1	6	Francisco Comendador Romero	C.D.E. DEYSCOM SPORT	SUBARU WRX	8	1	6	5	1:40.150			138.3
2	33	Juan Fco Gastañaga Martínez	A.D. DESGUACES LA TORRE	Seat Leon TCR v2 DSG	8	2	8	7	1:41.790	1.640	1.640	136.1
3	9	Ismael Arquero Saz	C.D.E. ULTIMA VUELTA	SEAT LEON	7	1	10	9	1:43.028	2.878	1.238	134.5
4	42	Lopez Anos - Rodriguez Sastre	R.A.C. CIRCUITO GUADALOPE	PORSCHE 968 CS	C-L	1	11	10	1:43.503	3.353	0.475	133.9
5	17	Antonio Castro Ortega	R A C E	PORSCHE 968 Turbo	C-L	2	10	5	1:46.038	5.888	2.535	130.7
6	10	Juan Carlos Esteban García	A.D. DESGUACES LA TORRE	SEAT LEON	7	2	7	3	1:46.359	6.209	0.321	130.3
7	32	Jesus Angel Llorente Ramiro	R A C E	VOLKSWAGEN GOLF GTI	8	3	10	6	1:47.379	7.229	1.020	129.0
8	66	Jose Alberto Vila Sainz	C.D.E. NACIONAL - CHICO DE CARRERA DE CAMIONES	PEUGEOT 207 RC	5	1	7	6	1:47.548	7.398	0.169	128.8
9	14	Alfonso Sangrador Alvarez	LA RUINA RACING	HONDA CIVIC 1.6	5	2	7	6	1:48.275	8.125	0.727	128.0
10	43	Juan Carlos Zorrilla Hierro	C.D.E. OUVREUR	PORSCHE 968 CS	C-L	3	7	6	1:50.669	10.519	2.394	125.2
11	41	Diego Blanco Torrecilla	CLUB JARAMA SPORT	PORSCHE 928 2.7	C-L	4	5	4	1:53.937	13.787	3.268	121.6
12	12	Jesús Angel Morales Anguita	ESC. CERRO NEGRO	RENAULT CLIO CUP II	5	3	10	7	1:55.697	15.547	1.760	119.7
13	16	Lucas Gonzalez-Anleo Polo	R A C E	PORSCHE 968 CS	C-L	5	4	2	1:58.502	18.352	2.805	116.9

Publicada a las:.....

Temp. Pista: 11.0 °C Temp. Aire: 9.0 °C Humedad: 56 % Estado Pista: SECA

Comisarios Deportivos:

Director de Carrera:

Cronometrador:





**Circuito de Madrid Jarama - RACE**

**División 2**

**Carrera**

**Parrilla de Salida**

13	16	Lucas Gonzalez-Anleo Polo	1:58.502	.7.	1:55.697	Jesús Angel Morales Anguita	12	12
11	41	Diego Blanco Torrecilla	1:53.937	.6.	1:50.669	Juan Carlos Zorrilla Hierro	43	10
9	14	Alfonso Sangrador Alvarez	1:48.275	.5.	1:47.548	Jose Alberto Vila Sainz	66	8
7	32	Jesus Angel Llorente Ramiro	1:47.379	.4.	1:46.359	Juan Carlos Esteban Garcia	10	6
5	17	Antonio Castro Ortega	1:46.038	.3.	1:43.503	Luis Lopez Anos	42	4
3	9	Ismael Arquero Saz	1:43.028	.2.	1:41.790	Juan Fco Gastañaga Martinez	33	2
1	6	Francisco Comendador Romero	1:40.150	.1.				



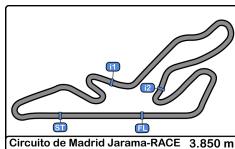
**Pole**

Publicada a las:.....

**Comisarios Deportivos:**

**Cronometrador:**





## Circuito de Madrid Jarama - RACE

División 2

1ª Carrera

### Resultados Provisionales

Cls	Nº	Piloto	Concursante	Vehiculo	Cat	Cl	N.V.	Tiempo	Dif 1º	Dif Ant.	Km/h	V.R.	Tiempo	Km/h
1	6	Francisco Comendador Romero	C.D.E. DEYSCOM SPORT	SUBARU WRX	8	1	11	<b>21:32.627</b>			117.9	6	1:41.300	136.8
2	33	Juan Foo Gastañaga Martínez	A.D. DESGUACES LA TORRE	Seat Leon TCR v2 DSG	8	2	11	<b>21:44.041</b>	11.414	11.414	116.9	6	1:42.577	135.1
3	10	Juan Carlos Esteban Garcia	A.D. DESGUACES LA TORRE	SEAT LEON	7	1	11	<b>22:12.941</b>	40.314	28.900	114.3	8	1:43.222	134.2
4	32	Jesus Angel Llorente Ramiro	R A C E	VOLKSWAGEN GOLF GTI	8	3	11	<b>22:18.191</b>	45.564	5.250	113.9	6	1:46.963	129.5
5	17	Antonio Castro Ortega	R A C E	PORSCHE 968 Turbo	C-L	1	11	<b>22:22.394</b>	49.767	4.203	113.5	6	1:47.248	129.2
6	66	Jose Alberto Vila Sainz	C.D.E. NACIONAL ONCE DE CARRERA DE CAMIONES	PEUGEOT 207 RC	5	1	11	<b>22:40.102</b>	1:07.475	17.708	112.0	5	1:49.772	126.2
7	14	Alfonso Sangrador Alvarez	LA RUINA RACING	HONDA CIVIC 1.6	5	2	11	<b>22:42.531</b>	1:09.904	2.429	111.8	11	1:49.499	126.5
8	12	Jesús Angel Morales Anguita	ESC. CERRO NEGRO	RENAULT CLIO CUP II	5	3	11	<b>22:53.601</b>	1:20.974	11.070	110.9	11	1:51.760	124.0
9	43	Juan Carlos Zorrilla Hierro	C.D.E. OUVREUR	PORSCHE 968 CS	C-L	2	11	<b>22:54.911</b>	1:22.284	1.310	110.8	8	1:51.763	124.0
10	9	Ismael Arquero Saz	C.D.E. ULTIMA VUELTA	SEAT LEON	7	2	10	<b>22:35.748</b>	1 Vta	1 Vta	102.2	6	1:42.719	134.9

No clasificados: (Requerimiento: 75% del numero de vueltas del lider = 9 Vueltas)

41	Diego Blanco Torrecilla	CLUB JARAMA SPORT	PORSCHE 928 2.7	C-L	3	7	<b>22:08.138</b>	4 Vtas	3 Vtas	73.0	2	1:55.129	120.3
42	Lopez Anos - Rodriguez Sastre	R.A.C. CIRCUITO GUADALOPE	PORSCHE 968 CS	C-L	4	1	<b>1:56.317</b>	10 Vtas	6 Vtas	119.1	1	1:56.317	119.1
16	Lucas González-Anleó Polo	R A C E	PORSCHE 968 CS	C-L	5								

Vta. rápida de Francisco Comendador Romero en 1:41.300 a 136.8 Km/h en la vuelta 6

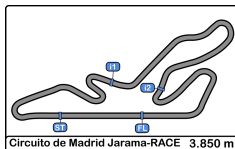
Publicada a las:.....

Temp. Pista: 12.4 °C Temp. Aire: 10.4 °C Humedad: 48 % Estado Pista: SECA

Comisarios Deportivos:

Director de Carrera:

Cronometrador:



### Circuito de Madrid Jarama - RACE

División 2

1ª Carrera

### Resultados Provisionales por Categoría

Cls	Nº	Piloto	Concursante	Vehiculo	Cat	Cl	N.V.	Tiempo	Dif 1º	Dif Ant.	Km/h	V.R.	Tiempo	Km/h
<b>Campeonato RACE 'Categoría 5'</b>														
1	66	Jose Alberto Vila Sainz	C.D.E. NACIONAL -ONCE- DE CARRERA DE CAMIONES	PEUGEOT 207 RC	5	1	11	<b>22:40.102</b>			112.0	5	1:49.772	126.2
2	14	Alfonso Sangrador Alvarez	LA RUINA RACING	HONDA CIVIC 1.6	5	2	11	<b>22:42.531</b>	2.429	2.429	111.8	11	1:49.499	126.5
3	12	Jesús Angel Morales Anguita	ESC. CERRO NEGRO	RENAULT CLIO CUP II	5	3	11	<b>22:53.601</b>	13.499	11.070	110.9	11	1:51.760	124.0
<b>Campeonato RACE 'Categoría 7'</b>														
1	10	Juan Carlos Esteban Garcia	A.D. DESGUACES LA TORRE	SEAT LEON	7	1	11	<b>22:12.941</b>			114.3	8	1:43.222	134.2
2	9	Ismael Arquero Saz	C.D.E. ULTIMA VUELTA	SEAT LEON	7	2	10	<b>22:35.748</b>	1 Vta	1 Vta	102.2	6	1:42.719	134.9
<b>Campeonato RACE 'Categoría 8'</b>														
1	6	Francisco Comendador Romero	C.D.E. DEYSCOM SPORT	SUBARU WRX	8	1	11	<b>21:32.627</b>			117.9	6	1:41.300	136.8
2	33	Juan Foo Gastañaga Martinez	A.D. DESGUACES LA TORRE	Seat Leon TCR v2 DSG	8	2	11	<b>21:44.041</b>	11.414	11.414	116.9	6	1:42.577	135.1
3	32	Jesus Angel Llorente Ramiro	R A C E	VOLKSWAGEN GOLF GTI	8	3	11	<b>22:18.191</b>	45.564	34.150	113.9	6	1:46.963	129.5
<b>Campeonato RACE 'Categoría CLASICOS-LEGEND'</b>														
1	17	Antonio Castro Ortega	R A C E	PORSCHE 968 Turbo	C-L	1	11	<b>22:22.394</b>			113.5	6	1:47.248	129.2
2	43	Juan Carlos Zorrilla Hierro	C.D.E. OUVREUR	PORSCHE 968 CS	C-L	2	11	<b>22:54.911</b>	32.517	32.517	110.8	8	1:51.763	124.0
<b>No clasificados: (Requerimiento: 75% del numero de vueltas del lider = 9 Vueltas)</b>														
41		Diego Blanco Torrecilla	CLUB JARAMA SPORT	PORSCHE 928 2.7	C-L	3	7	<b>22:08.138</b>	4 Vtas	4 Vtas	73.0	2	1:55.129	120.3
42		Lopez Anos - Rodriguez Sastre	R.A.C. CIRCUITO GUADALOPE	PORSCHE 968 CS	C-L	4	1	<b>1:56.317</b>	10 Vtas	6 Vtas	119.1	1	1:56.317	119.1
16		Lucas Gonzalez-Anleo Polo	R A C E	PORSCHE 968 CS	C-L	5								

Vta. rápida de Francisco Comendador Romero en 1:41.300 a 136.8 Km/h en la vuelta 6

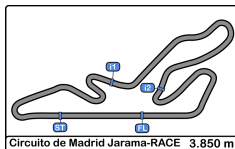
Publicada a las:.....

Temp. Pista: 12.4 °C Temp. Aire: 10.4 °C Humedad: 48 % Estado Pista: SECA

Comisarios Deportivos:

Director de Carrera:

Cronometrador:



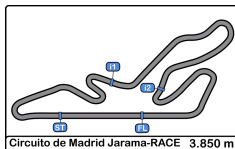
## Circuito de Madrid Jarama - RACE

División 2

1ª Carrera

### Clasificación Provisional por Vuelta Rápida de Piloto

Clas	Nº	Piloto	Concursante	Vehiculo	Cat	Clas	N.V.	V.R.	Tiempo	Dif 1º	Dif Ant.	Km/h
1	6	Francisco Comendador Romero	C.D.E. DEYSCOM SPORT	SUBARU WRX	8	1	11	6	1:41.300			136.8
2	33	Juan Fco Gastañaga Martinez	A.D. DESGUACES LA TORRE	Seat Leon TCR v2 DSG	8	2	11	6	1:42.577	1.277	1.277	135.1
3	9	Ismael Arquero Saz	C.D.E. ULTIMA VUELTA	SEAT LEON	7	1	10	6	1:42.719	1.419	0.142	134.9
4	10	Juan Carlos Esteban Garcia	A.D. DESGUACES LA TORRE	SEAT LEON	7	2	11	8	1:43.222	1.922	0.503	134.2
5	32	Jesus Angel Llorente Ramiro	R A C E	VOLKSWAGEN GOLF GTI	8	3	11	6	1:46.963	5.663	3.741	129.5
6	17	Antonio Castro Ortega	R A C E	PORSCHE 968 Turbo	C-L	1	11	6	1:47.248	5.948	0.285	129.2
7	14	Alfonso Sangrador Alvarez	LA RUINA RACING	HONDA CIVIC 1.6	5	1	11	11	1:49.499	8.199	2.251	126.5
8	66	Jose Alberto Vila Sainz	C.D.E. NACIONAL - CHICO DE CARRERA DE CAMIONES	PEUGEOT 207 RC	5	2	11	5	1:49.772	8.472	0.273	126.2
9	12	Jesús Angel Morales Anguita	ESC. CERRO NEGRO	RENAULT CLIO CUP II	5	3	11	11	1:51.760	10.460	1.988	124.0
10	43	Juan Carlos Zorrilla Hierro	C.D.E. OUVREUR	PORSCHE 968 CS	C-L	2	11	8	1:51.763	10.463	0.003	124.0
11	41	Diego Blanco Torrecilla	CLUB JARAMA SPORT	PORSCHE 928 2.7	C-L	3	7	2	1:55.129	13.829	3.366	120.3
12	42	Lopez Anos - Rodriguez Sastre	R.A.C. CIRCUITO GUADALOPE	PORSCHE 968 CS	C-L	4	1	1	1:56.317	15.017	1.188	119.1



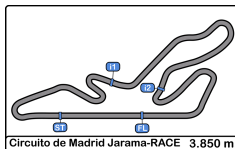
## Circuito de Madrid Jarama - RACE

División 2

1ª Carrera

Distancia y Velocidad Media

Clas	Nº	Piloto	Concursante	Vehiculo	Cat	Clas	N.V.	Distancia	Tiempo Total	Km/h
1	6	Francisco Comendador Romero	C.D.E. DEYSCOM SPORT	SUBARU WRX	8	1	11	42.35	21:32.627	117.9
2	33	Juan Fco Gastañaga Martinez	A.D. DESGUACES LA TORRE	Seat Leon TCR v2 DSG	8	2	11	42.35	21:44.041	116.9
3	10	Juan Carlos Esteban Garcia	A.D. DESGUACES LA TORRE	SEAT LEON	7	1	11	42.35	22:12.941	114.3
4	32	Jesus Angel Llorente Ramiro	R A C E	VOLKSWAGEN GOLF GTI	8	3	11	42.35	22:18.191	113.9
5	17	Antonio Castro Ortega	R A C E	PORSCHE 968 Turbo	C-L	1	11	42.35	22:22.394	113.5
6	66	Jose Alberto Vila Sainz	C.D.E. NACIONAL ONCE DE CARRERA DE CAMIONES	PEUGEOT 207 RC	5	1	11	42.35	22:40.102	112.0
7	14	Alfonso Sangrador Alvarez	LA RUINA RACING	HONDA CIVIC 1.6	5	2	11	42.35	22:42.531	111.8
8	12	Jesús Angel Morales Anguita	ESC. CERRO NEGRO	RENAULT CLIO CUP II	5	3	11	42.35	22:53.601	110.9
9	43	Juan Carlos Zorrilla Hierro	C.D.E. OUVREUR	PORSCHE 968 CS	C-L	2	11	42.35	22:54.911	110.8
10	9	Ismael Arquero Saz	C.D.E. ULTIMA VUELTA	SEAT LEON	7	2	10	38.50	22:35.748	102.2
<b>No clasificados: (Requerimiento: 75% del numero de vueltas del lider = 9 Vueltas)</b>										
41		Diego Blanco Torrecilla	CLUB JARAMA SPORT	PORSCHE 928 2.7	C-L	3	7	26.95	22:08.138	73.0
42		Lopez Anos - Rodriguez Sastre	R.A.C. CIRCUITO GUADALOPE	PORSCHE 968 CS	C-L	4	1	03.85	1:56.317	119.1
16		Lucas Gonzalez-Anleo Polo	R A C E	PORSCHE 968 CS	C-L	5				



### Circuito de Madrid Jarama - RACE

División 2

1ª Carrera

Tiempos Por Vuelta

<b>6</b>	Francisco Comendador Romero	SUBARU WRX	<b>12</b>	Jesús Angel Morales Anguita	RENAULT CLIO CUP II
	8	C.D.E. DEYSCOM SPORT		5	ESC. CERRO NEGRO

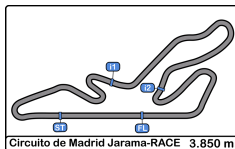
Vta. D	Tiempo	Sector 1	Sector 2	Sector 3	V. Max.	Elapsed	Vta. D	Tiempo	Sector 1	Sector 2	Sector 3	V. Max.	Elapsed
1	1:43.716	39.981	34.633	29.102	136.3	1:43.716	1	2:01.641	49.686	39.199	32.756	124.7	2:01.641
2	1:41.913	39.392	33.922	28.599	227.3	3:25.629	2	1:56.767	44.806	39.387	32.574	178.8	3:58.408
3	1:55.054	40.268	36.413	38.373	208.4	5:20.683	3	2:12.349	46.641	45.513	40.195	194.9	6:10.757
4	4:15.589	1:22.407	1:49.528	1:03.654	134.3	9:36.272	4	3:33.251	52.691	1:44.796	55.764	134.8	9:44.008
5	1:42.471	40.306	33.653	28.512	214.2	11:18.743	5	1:53.481	43.690	38.123	31.668	193.5	11:37.489
6	1:41.300	39.217	33.308	28.775	225.9	13:00.043	6	1:53.367	43.666	37.693	32.008	198.5	13:30.856
7	1:42.220	40.136	33.400	28.684	216.0	14:42.263	7	1:54.102	44.011	38.175	31.916	199.2	15:24.958
8	1:42.102	39.663	33.852	28.587	214.2	16:24.365	8	1:52.200	43.151	37.654	31.395	199.2	17:17.158
9	1:42.339	40.029	33.260	29.050	209.3	18:06.704	9	1:52.144	42.702	37.724	31.718	201.4	19:09.302
10	1:42.227	39.823	33.829	28.575	216.0	19:48.931	10	1:52.539	42.930	38.086	31.523	199.6	21:01.841
11	1:43.696	40.525	33.615	29.556	226.4	21:32.627	11	1:51.760	42.845	37.660	31.255	200.7	22:53.601

<b>9</b>	Ismael Arquero Saz	SEAT LEON SUPERCOPA	<b>14</b>	Alfonso Sangrador Alvarez	HONDA CIVIC 1.6
	7	C.D.E. ULTIMA VUELTA		5	LA RUINA RACING

Vta. D	Tiempo	Sector 1	Sector 2	Sector 3	V. Max.	Elapsed	Vta. D	Tiempo	Sector 1	Sector 2	Sector 3	V. Max.	Elapsed
1	1:47.350	42.429	35.207	29.714	127.9	1:47.350	1	1:55.470	47.766	36.924	30.780	131.8	1:55.470
2	1:44.498	40.289	34.903	29.306	218.6	3:31.848	2	2:01.061	52.308	37.550	31.203	211.3	3:56.531
3	1:53.044	40.177	40.246	32.621	215.5	5:24.892	3	2:11.551	46.869	44.457	40.225	188.4	6:08.082
4	4:12.152	1:18.833	1:52.013	1:01.306	135.5	9:37.044	4	3:34.583	53.776	1:45.261	55.546	130.4	9:42.665
5	1:43.917	40.687	34.165	29.065	213.8	11:20.961	5	1:51.425	43.403	36.979	31.043	198.5	11:34.090
6	1:42.719	39.816	34.059	28.844	227.8	13:03.680	6	1:56.797	47.697	37.478	31.622	210.1	13:30.887
7	1:43.048	39.863	34.202	28.983	227.8	14:46.728	7	1:52.591	43.431	38.181	30.979	205.3	15:23.478
8	1:45.148	41.317	34.541	29.290	223.6	16:31.876	8	1:50.056	42.601	36.646	30.809	206.8	17:13.534
9	1:42.950	39.772	34.325	28.853	223.6	18:14.826	9	1:49.684	42.300	36.648	30.736	207.2	19:03.218
10	4:20.922	3:13.700	36.832	30.390	166.1	22:35.748	10	1:49.814	42.268	36.795	30.751	208.8	20:53.032
11	1:49.499	42.186	36.526	30.787	208.4	22:42.531	11	1:49.499	42.186	36.526	30.787	208.4	22:42.531

<b>10</b>	Juan Carlos Esteban Garcia	SEAT LEON SUPERCOPA	<b>17</b>	Antonio Castro Ortega	PORSCHE 968 Turbo
	7	A.D. DESGUACES LA TORRE		C-L	R A C E

Vta. D	Tiempo	Sector 1	Sector 2	Sector 3	V. Max.	Elapsed	Vta. D	Tiempo	Sector 1	Sector 2	Sector 3	V. Max.	Elapsed
1	1:52.478	46.414	36.116	29.948	135.8	1:52.478	1	1:52.076	45.596	36.584	29.896	131.3	1:52.076
2	1:45.399	40.692	35.326	29.381	210.9	3:37.877	2	1:48.730	42.585	36.236	29.909	214.7	3:40.806
3	1:56.487	40.536	39.903	36.048	212.5	5:34.364	3	1:59.887	42.445	40.139	37.303	204.1	5:40.693
4	4:04.073	1:12.339	1:51.315	1:00.419	140.6	9:38.437	4	3:59.104	1:07.445	1:52.551	59.108	152.5	9:39.797
5	1:45.302	41.551	34.621	29.130	191.4	11:23.739	5	1:48.462	42.376	36.184	29.902	189.1	11:28.259
6	1:44.325	40.576	34.736	29.013	211.3	13:08.064	6	1:47.248	41.042	36.353	29.853	199.6	13:15.507
7	1:43.692	40.043	34.662	28.987	215.1	14:51.756	7	1:50.466	41.748	38.394	30.324	176.4	15:05.973
8	1:43.222	39.955	34.522	28.745	210.9	16:34.978	8	1:48.818	42.037	36.379	30.402	194.9	16:54.791
9	2:04.216	59.050	35.598	29.568	213.4	18:39.194	9	1:48.800	42.016	36.497	30.287	195.2	18:43.591
10	1:46.327	40.722	35.893	29.712	206.8	20:25.521	10	1:48.365	42.078	36.007	30.280	205.7	20:31.956
11	1:47.420	41.334	36.081	30.005	196.3	22:12.941	11	1:50.438	42.583	37.208	30.647	189.1	22:22.394



### Circuito de Madrid Jarama - RACE

División 2

1ª Carrera

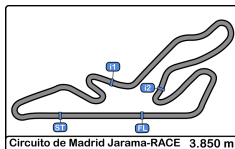
Tiempos Por Vuelta

32 Jesus Angel Llorente Ramiro VOLKSWAGEN GOLF GTI TCR 8 RACE							43 Juan Carlos Zorrilla Hierro PORSCHE 968 CS C-L C.D.E. OUVREUR						
Vta. D	Tiempo	Sector 1	Sector 2	Sector 3	V. Max.	Elapsed	Vta. D	Tiempo	Sector 1	Sector 2	Sector 3	V. Max.	Elapsed
1	1:57.542	48.967	37.473	31.102	121.0	1:57.542	1	2:01.844	50.535	38.766	32.543	113.8	2:01.844
2	1:49.923	41.940	37.163	30.820	219.0	3:47.465	2	1:54.524	44.187	38.494	31.843	190.8	3:56.368
3	2:02.744	42.327	44.332	36.085	215.5	5:50.209	3	2:11.167	44.464	45.914	40.789	184.3	6:07.535
4	3:50.843	1:02.982	1:51.329	56.532	156.0	9:41.052	4	3:35.227	50.137	1:48.494	56.596	141.9	9:42.762
5	1:48.834	42.395	36.004	30.435	200.7	11:29.886	5	1:54.024	44.493	38.150	31.381	183.0	11:36.786
6	<b>1:46.963</b>	<b>41.086</b>	<b>35.788</b>	<b>30.089</b>	220.4	13:16.849	6	1:53.455	43.794	38.000	31.661	186.5	13:30.241
7	1:48.178	41.143	36.463	30.572	217.7	15:05.027	7	1:54.250	43.594	38.712	31.944	199.2	15:24.491
8	1:47.786	41.371	35.891	30.524	222.2	16:52.813	8	<b>1:51.763</b>	43.155	<b>37.532</b>	<b>31.076</b>	199.2	17:16.254
9	1:49.275	42.045	36.483	30.747	218.1	18:42.088	9	1:52.495	<b>42.846</b>	38.107	31.542	198.8	19:08.749
10	1:48.002	41.626	35.828	30.548	219.5	20:30.090	10	1:53.510	43.144	38.238	32.128	199.2	21:02.259
11	1:48.101	41.414	36.099	30.588	220.8	22:18.191	11	1:52.652	43.439	37.716	31.497	192.5	22:54.911

33 Juan Fco Gastafaga Martinez Seat Leon TCR v2 DSG 8 A.D. DESGUACES LA TORRE							66 Jose Alberto Vila Sainz PEUGEOT 207 RC 5 C.D.E. NACIONAL -CNCC- DE CARRERA DE CA						
Vta. D	Tiempo	Sector 1	Sector 2	Sector 3	V. Max.	Elapsed	Vta. D	Tiempo	Sector 1	Sector 2	Sector 3	V. Max.	Elapsed
1	1:48.102	44.122	34.801	29.179	124.1	1:48.102	1	1:53.381	46.745	36.301	<b>30.335</b>	128.2	1:53.381
2	1:44.546	40.261	35.121	29.164	213.0	3:32.648	2	1:50.398	42.581	36.627	31.190	208.4	3:43.779
3	1:59.631	40.129	42.982	36.520	213.4	5:32.279	3	2:04.044	42.957	44.104	36.983	181.8	5:47.823
4	4:05.611	1:13.070	1:51.689	1:00.852	147.3	9:37.890	4	3:53.154	1:04.400	1:50.488	58.266	150.6	9:40.977
5	1:43.989	40.797	34.464	28.728	206.5	11:21.879	5	<b>1:49.772</b>	43.125	<b>36.176</b>	30.471	192.8	11:30.749
6	<b>1:42.577</b>	<b>39.443</b>	<b>34.303</b>	28.831	221.7	13:04.456	6	1:51.016	<b>42.384</b>	37.519	31.113	201.8	13:21.765
7	1:42.637	39.533	34.543	<b>28.561</b>	219.5	14:47.093	7	1:52.340	43.298	37.533	31.509	184.9	15:14.105
8	1:43.422	40.219	34.429	28.774	211.7	16:30.515	8	1:53.106	43.532	37.799	31.775	179.7	17:07.211
9	1:42.819	39.742	34.330	28.747	221.7	18:13.334	9	1:51.905	43.876	37.016	31.013	186.2	18:59.116
10	1:43.581	39.627	34.931	29.023	221.7	19:56.915	10	1:50.372	42.799	36.782	30.791	188.1	20:49.488
11	1:47.126	40.150	35.827	31.149	209.3	21:44.041	11	1:50.614	42.671	36.686	31.257	193.2	22:40.102

41 Diego Blanco Torrecilla PORSCHE 928 2.7 C-L CLUB JARAMA SPORT						
Vta. D	Tiempo	Sector 1	Sector 2	Sector 3	V. Max.	Elapsed
1	2:00.156	49.292	38.641	32.223	128.5	2:00.156
2	<b>1:55.129</b>	44.945	<b>38.298</b>	<b>31.886</b>	190.1	3:55.285
3	2:14.414 P	<b>44.471</b>	46.191	43.752	191.8	6:09.699
4	6:37.414 P	5:00.509	46.312	50.593	82.0	12:47.113
5	5:12.760	3:55.861	42.626	34.273	98.3	17:59.873
6	2:03.584	46.400	40.689	36.495	181.2	20:03.457
7	2:04.681	48.786	40.584	35.311	156.2	22:08.138

42 Lopez Anos - Rodriguez Sastre PORSCHE 968 CS C-L R.A.C. CIRCUITO GUADALOPE						
Vta. D	Tiempo	Sector 1	Sector 2	Sector 3	V. Max.	Elapsed
1	<b>1:56.317</b>	<b>47.857</b>	<b>37.688</b>	<b>30.772</b>	110.2	1:56.317



### Circuito de Madrid Jarama - RACE

División 2

1ª Carrera

Análisis

Circuito de Madrid Jarama-RACE 3.850 m.

Num	T. Vta.	Dif
-----	---------	-----

#### Vta 1

6	1:43.716	
9	1:47.350	03.634
33	1:48.102	04.386
17	1:52.076	08.360
10	1:52.478	08.762
66	1:53.381	09.665
14	1:55.470	11.754
42	1:56.317	12.601
32	1:57.542	13.826
41	2:00.156	16.440
12	2:01.641	17.925
43	2:01.844	18.128

Num	T. Vta.	Dif
-----	---------	-----

#### Vta 2

6	1:41.913	
9	1:44.498	06.219
33	1:44.546	07.019
10	1:45.399	12.248
17	1:48.730	15.177
66	1:50.398	18.150
32	1:49.923	21.836
41	1:55.129	29.656
43	1:54.524	30.739
14	2:01.061	30.902
12	1:56.767	32.779

Num	T. Vta.	Dif
-----	---------	-----

#### Vta 3

6	1:55.054	
9	1:53.044	04.209
33	1:59.631	11.596
10	1:56.487	13.681
17	1:59.887	20.010
66	2:04.044	27.140
32	2:02.744	29.526
43	2:11.167	46.852
14	2:11.551	47.399

Num	T. Vta.	Dif
-----	---------	-----

41	2:14.414	49.016
12	2:12.349	50.074

Num	T. Vta.	Dif
-----	---------	-----

#### Vta 4

6	4:15.589	
9	4:12.152	00.772
33	4:05.611	01.618
10	4:04.073	02.165
17	3:59.104	03.525
66	3:53.154	04.705
32	3:50.843	04.780
14	3:34.583	06.393
43	3:35.227	06.490
12	3:33.251	07.736

Num	T. Vta.	Dif
-----	---------	-----

#### Vta 5

6	1:42.471	
9	1:43.917	02.218
33	1:43.989	03.136
10	1:45.302	04.996
17	1:48.462	09.516
32	1:48.834	11.143
66	1:49.772	12.006
14	1:51.425	15.347
43	1:54.024	18.043
12	1:53.481	18.746

Num	T. Vta.	Dif
-----	---------	-----

#### Vta 6

6	1:41.300	
9	1:42.719	03.637
33	1:42.577	04.413
10	1:44.325	08.021
17	1:47.248	15.464
32	1:46.963	16.806
66	1:51.016	21.722
43	1:53.455	30.198

Num	T. Vta.	Dif
-----	---------	-----

12	1:53.367	30.813
14	1:56.797	30.844

Num	T. Vta.	Dif
-----	---------	-----

#### Vta 7

6	1:42.220	
9	1:43.048	04.465
33	1:42.637	04.830
10	1:43.692	09.493
32	1:48.178	22.764
17	1:50.466	23.710
66	1:52.340	31.842
14	1:52.591	41.215
43	1:54.250	42.228
12	1:54.102	42.695

Num	T. Vta.	Dif
-----	---------	-----

#### Vta 8

6	1:42.102	
33	1:43.422	06.150
9	1:45.148	07.511
10	1:43.222	10.613
32	1:47.786	28.448
17	1:48.818	30.426
66	1:53.106	42.846
14	1:50.056	49.169
43	1:51.763	51.889
12	1:52.200	52.793

Num	T. Vta.	Dif
-----	---------	-----

#### Vta 9

6	1:42.339	
33	1:42.819	06.630
9	1:42.950	08.122
10	2:04.216	32.490
32	1:49.275	35.384
17	1:48.800	36.887
66	1:51.905	52.412
14	1:49.684	56.514

Num	T. Vta.	Dif
-----	---------	-----

43	1:52.495	1:02.045
12	1:52.144	1:02.598

Num	T. Vta.	Dif
-----	---------	-----

#### Vta 10

6	1:42.227	
33	1:43.581	07.984
41	2:03.584	4 Laps
10	1:46.327	36.590
32	1:48.002	41.159
17	1:48.365	43.025
66	1:50.372	1:00.557
14	1:49.814	1:04.101
12	1:52.539	1:12.910
43	1:53.510	1:13.328

Num	T. Vta.	Dif
-----	---------	-----

#### Vta 11

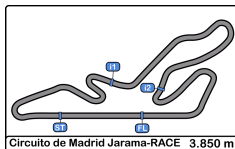
6	1:43.696	
33	1:47.126	11.414
41	2:04.681	4 Laps
10	1:47.420	40.314
32	1:48.101	45.564
17	1:50.438	49.767
9	4:20.922	1 Lap
66	1:50.614	1:07.475
14	1:49.499	1:09.904
12	1:51.760	1:20.974

Num	T. Vta.	Dif
-----	---------	-----

#### Vta 11

43	1:52.652	1:22.284
----	----------	----------





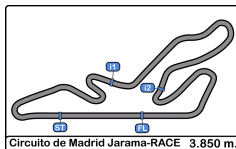
## Circuito de Madrid Jarama - RACE

División 2

1ª Carrera

Mejores Sectores

Sector - 1				Sector - 2				Sector - 3				Vuelta Ideal vs Mejor Vuelta			
Clas	Nº	Piloto	Tiempo	Nº	Piloto	Tiempo	Nº	Piloto	Tiempo	Clas	Nº	Piloto	Vta. Ideal	Mejor Vta.	Clas
1	6	Francisco Comendador Romero	39.217	6	Francisco Comendador Romero	33.260	6	Francisco Comendador Romero	28.512	1	6	Francisco Comendador Romero	1:40.989	1:41.300	1
2	33	Juan Foo Gastañaga Martínez	39.443	9	Ismael Arquero Saz	34.059	33	Juan Foo Gastañaga Martínez	28.561	2	33	Juan Foo Gastañaga Martínez	1:42.307	1:42.577	2
3	9	Ismael Arquero Saz	39.772	33	Juan Foo Gastañaga Martínez	34.303	10	Juan Carlos Esteban García	28.745	3	9	Ismael Arquero Saz	1:42.675	1:42.719	3
4	10	Juan Carlos Esteban García	39.955	10	Juan Carlos Esteban García	34.522	9	Ismael Arquero Saz	28.844	4	10	Juan Carlos Esteban García	1:43.222	1:43.222	4
5	17	Antonio Castro Ortega	41.042	32	Jesus Angel Llorente Ramiro	35.788	17	Antonio Castro Ortega	29.853	5	17	Antonio Castro Ortega	1:46.902	1:47.248	6
6	32	Jesus Angel Llorente Ramiro	41.086	17	Antonio Castro Ortega	36.007	32	Jesus Angel Llorente Ramiro	30.089	6	32	Jesus Angel Llorente Ramiro	1:46.963	1:46.963	5
7	14	Alfonso Sangrador Alvarez	42.186	66	Jose Alberto Vila Sainz	36.176	66	Jose Alberto Vila Sainz	30.335	7	66	Jose Alberto Vila Sainz	1:48.895	1:49.772	8
8	66	Jose Alberto Vila Sainz	42.384	14	Alfonso Sangrador Alvarez	36.526	14	Alfonso Sangrador Alvarez	30.736	8	14	Alfonso Sangrador Alvarez	1:49.448	1:49.499	7
9	12	Jesús Angel Morales Anguita	42.702	43	Juan Carlos Zorrilla Hierro	37.532	42	Lopez Anos - Rodriguez Sastre	30.772	9	43	Juan Carlos Zorrilla Hierro	1:51.454	1:51.763	10
10	43	Juan Carlos Zorrilla Hierro	42.846	12	Jesús Angel Morales Anguita	37.654	43	Juan Carlos Zorrilla Hierro	31.076	10	12	Jesús Angel Morales Anguita	1:51.611	1:51.760	9
11	41	Diego Blanco Torrecilla	44.471	42	Lopez Anos - Rodriguez Sastre	37.688	12	Jesús Angel Morales Anguita	31.255	11	41	Diego Blanco Torrecilla	1:54.655	1:55.129	11
12	42	Lopez Anos - Rodriguez Sastre	47.857	41	Diego Blanco Torrecilla	38.298	41	Diego Blanco Torrecilla	31.886	12	42	Lopez Anos - Rodriguez Sastre	1:56.317	1:56.317	12



Circuito de Madrid Jarama - RACE

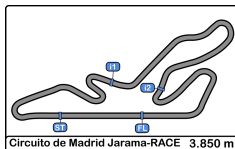
División 2

1ª Carrera

Secuencia Líder

<u>Nº</u>	<u>Piloto</u>	<u>Concursante</u>	<u>Vehiculo</u>	<u>Cat</u>	<u>Vta. Inicio</u>	<u>Vta. Fin</u>	<u>Vtas</u>	<u>Total Vtas.</u>
6	Francisco Comendador Romero	C.D.E. DEYSCOM SPORT	SUBARU WRX	8	1	11	11	11





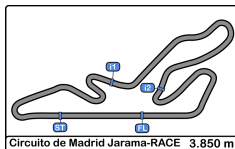
## Circuito de Madrid Jarama - RACE

División 2

1ª Carrera

5 Mejores Tiempos

Clas	Nº	Piloto	Concursante	Vehiculo	Cat	Mejor 1		Mejor 2		Mejor 3		Mejor 4		Mejor 5	
						Tiempo	Vta.	Tiempo	Vta.	Tiempo	Vta.	Tiempo	Vta.	Tiempo	Vta.
1	6	Francisco Comendador Romero	C.D.E. DEYSCOM SPORT	SUBARU WRX	8	1:41.300	6	1:41.913	2	1:42.102	8	1:42.220	7	1:42.227	10
2	33	Juan Foo Gastañaga Martinez	A.D. DESGUACES LA TORRE	Seat Leon TCR v2 DSG	8	1:42.577	6	1:42.637	7	1:42.819	9	1:43.422	8	1:43.581	10
3	9	Ismael Arquero Saz	C.D.E. ULTIMA VUELTA	SEAT LEON	7	1:42.719	6	1:42.950	9	1:43.048	7	1:43.917	5	1:44.498	2
4	10	Juan Carlos Esteban Garcia	A.D. DESGUACES LA TORRE	SEAT LEON	7	1:43.222	8	1:43.692	7	1:44.325	6	1:45.302	5	1:45.399	2
5	32	Jesus Angel Llorente Ramiro	R A C E	VOLKSWAGEN GOLF GTI	8	1:46.963	6	1:47.786	8	1:48.002	10	1:48.101	11	1:48.178	7
6	17	Antonio Castro Ortega	R A C E	PORSCHE 968 Turbo	C-L	1:47.248	6	1:48.365	10	1:48.462	5	1:48.730	2	1:48.800	9
7	14	Alfonso Sangrador Alvarez	LA RUINA RACING	HONDA CIVIC 1.6	5	1:49.499	11	1:49.684	9	1:49.814	10	1:50.056	8	1:51.425	5
8	66	Jose Alberto Vila Sainz	C.D.E. NACIONAL CHECK DE CARRERA DE CAMIONES	PEUGEOT 207 RC	5	1:49.772	5	1:50.372	10	1:50.398	2	1:50.614	11	1:51.016	6
9	12	Jesús Angel Morales Anguita	ESC. CERRO NEGRO	RENAULT CLIO CUP II	5	1:51.760	11	1:52.144	9	1:52.200	8	1:52.539	10	1:53.367	6
10	43	Juan Carlos Zorrilla Hierro	C.D.E. OUVREUR	PORSCHE 968 CS	C-L	1:51.763	8	1:52.495	9	1:52.652	11	1:53.455	6	1:53.510	10
11	41	Diego Blanco Torrecilla	CLUB JARAMA SPORT	PORSCHE 928 2.7	C-L	1:55.129	2	2:00.156	1	2:03.584	6	2:04.681	7	2:14.414	3
12	42	Lopez Anos - Rodriguez Sastre	R.A.C. CIRCUITO GUADALOPE	PORSCHE 968 CS	C-L	1:56.317	1								



## Circuito de Madrid Jarama - RACE

División 2

1ª Carrera

5 Mejores Velocidades

Clas	Nº	Piloto	Concursante	Vehiculo	Cat	Maxima 1		Maxima 2		Maxima 3		Maxima 4		Maxima 5		Media
						Km/h	Vta.	Km/h	Vta.	Km/h	Vta.	Km/h	Vta.	Km/h	Vta.	
1	9	Ismael Arquero Saz	C.D.E. ULTIMA VUELTA	SEAT LEON	7	227.8	6	227.8	7	224.0	10	223.6	8	223.6	9	225.3
2	6	Francisco Comendador Romero	C.D.E. DEYSCOM SPORT	SUBARU WRX	8	227.3	2	226.4	11	225.9	6	216.0	7	216.0	10	222.3
3	32	Jesus Angel Llorente Ramiro	R A C E	VOLKSWAGEN GOLF GTI	8	222.2	8	220.8	11	220.4	6	219.5	10	219.0	2	220.4
4	33	Juan Foo Gastañaga Martinez	A.D. DESGUACES LA TORRE	Seat Leon TCR v2 DSG	8	221.7	6	221.7	9	221.7	10	219.5	7	213.4	3	219.6
5	10	Juan Carlos Esteban Garcia	A.D. DESGUACES LA TORRE	SEAT LEON	7	215.1	7	213.4	9	212.5	3	211.3	6	210.9	2	212.6
6	17	Antonio Castro Ortega	R A C E	PORSCHE 968 Turbo	C-L	214.7	2	205.7	10	204.1	3	199.6	6	195.2	9	203.9
7	42	Lopez Anos - Rodriguez Sastre	R.A.C. CIRCUITO GUADALOPE	PORSCHE 968 CS	C-L	212.1	2	110.2	1						161.1	
8	14	Allonso Sangrador Alvarez	LA RUINA RACING	HONDA CIVIC 1.6	5	211.3	2	210.1	6	208.8	10	208.4	11	207.2	9	209.2
9	66	Jose Alberto Vila Sainz	C.D.E. NACIONAL CHECO DE CARRERA DE CAMIONES	PEUGEOT 207 RC	5	208.4	2	201.8	6	193.2	11	192.8	5	188.1	10	196.9
10	12	Jesús Angel Morales Anguita	ESC. CERRO NEGRO	RENAULT CLIO CUP II	5	201.4	9	200.7	11	199.6	10	199.2	7	199.2	8	200.0
11	43	Juan Carlos Zorrilla Hierro	C.D.E. OUVREUR	PORSCHE 968 CS	C-L	199.2	7	199.2	8	199.2	10	198.8	9	192.5	11	197.8
12	41	Diego Blanco Torrecilla	CLUB JARAMA SPORT	PORSCHE 928 2.7	C-L	191.8	3	190.1	2	181.2	6	156.2	7	128.5	1	169.6



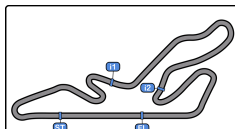
Circuito de Madrid Jarama - RACE

División 2

1ª Carrera

Secuencia Vueltas Rápidas

<u>Vta</u>	<u>Hora Día</u>	<u>T Sesion</u>	<u>Nº</u>	<u>Piloto</u>	<u>Concursante</u>	<u>Vehiculo</u>	<u>Cat</u>	<u>Tiempo</u>	<u>Km/h</u>
2	13:02:10.950	3:25.950	6	Francisco Comendador Romero	C.D.E. DEYSCOM SPORT	SUBARU WRX	8	1:41.913	135.9
6	13:11:45.364	13:00.364	6	Francisco Comendador Romero	C.D.E. DEYSCOM SPORT	SUBARU WRX	8	1:41.300	136.8



## Circuito de Madrid Jarama - RACE

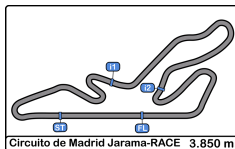
### División 2

### 1ª Carrera

### Mejor Máxima Velocidad del Evento

Circuito de Madrid Jarama-RACE 3.850 m.

Cls	Nº	Piloto	Concursante	Vehiculo	Cat	Km/h	Sesión
1	9	Ismael Arquero Saz	C.D.E. ULTIMA VUELTA	SEAT LEON SUPERCOCA	7	228.8	Entrenamiento cronometrado
2	6	Francisco Comendador Romero	C.D.E. DEYSCOM SPORT	SUBARU WRX	8	227.3	1ª Carrera
3	33	Juan Fco Gastafaga Martinez	A.D. DESGUACES LA TORRE	Seat Leon TCR v2 DSG	8	225.0	Entrenamiento cronometrado
4	42	Lopez Anos - Rodriguez Sastre	R.A.C. CIRCUITO GUADALOPE	PORSCHE 968 CS	C-L	223.1	Entrenamiento cronometrado
5	32	Jesus Angel Llorente Ramiro	R A C E	VOLKSWAGEN GOLF GTI TCR	8	222.2	1ª Carrera
6	10	Juan Carlos Esteban Garcia	A.D. DESGUACES LA TORRE	SEAT LEON SUPERCOCA	7	220.4	Entrenamiento cronometrado
7	17	Antonio Castro Ortega	R A C E	PORSCHE 968 Turbo	C-L	214.7	1ª Carrera
8	14	Alfonso Sangrador Alvarez	LA RUINA RACING	HONDA CIVIC 1.6	5	211.3	1ª Carrera
9	66	Jose Alberto Vila Sainz	C.D.E. NACIONAL ONCO-DE CARRERA DE CAMIONES	PEUGEOT 207 RC	5	208.4	1ª Carrera
10	43	Juan Carlos Zorrilla Hierro	C.D.E. OUVREUR	PORSCHE 968 CS	C-L	205.3	Entrenamiento cronometrado
11	12	Jesús Angel Morales Anguita	ESC. CERRO NEGRO	RENAULT CLIO CUP II	5	201.4	1ª Carrera
12	41	Diego Blanco Torrecilla	CLUB JARAMA SPORT	PORSCHE 928 2.7	C-L	196.7	Entrenamiento cronometrado
13	16	Lucas Gonzalez-Anleo Polo	R A C E	PORSCHE 968 CS	C-L	194.5	Entrenamiento cronometrado



**Circuito de Madrid Jarama - RACE**

**División 2**

**1ª Carrera**

**Cuentavueltas**

**VTA**

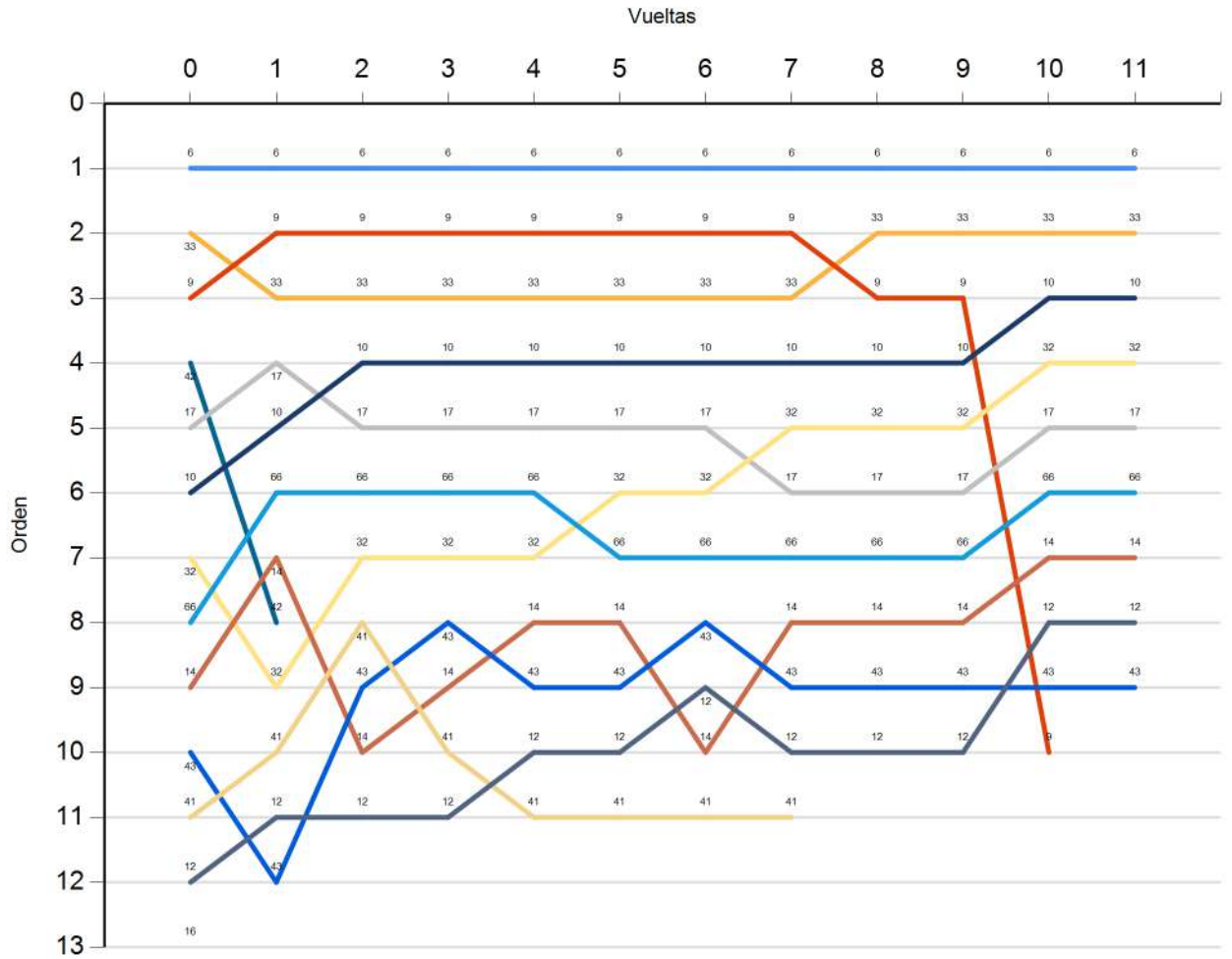
Nr	Pos	Grid	1	2	3	4	5	6	7	8	9	10	11
6	1	6	6	6	6	6	6	6	6	6	6	6	6
33	2	33	9	9	9	9	9	9	9	33	33	33	33
9	3	9	33	33	33	33	33	33	33	9	9	10	10
42	4	42	17	10	10	10	10	10	10	10	10	32	32
17	5	17	10	17	17	17	17	17	32	32	32	17	17
10	6	10	66	66	66	66	32	32	17	17	17	66	66
32	7	32	14	32	32	32	66	66	66	66	66	14	14
66	8	66	42	41	43	14	14	43	14	14	14	12	12
14	9	14	32	43	14	43	43	12	43	43	43	43	43
43	10	43	41	14	41	12	12	14	12	12	12	9	
41	11	41	12	12	12	41	41	41	41				
12	12	12	43										
16	13	16											



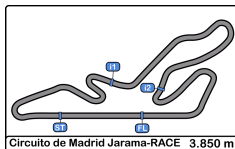


**Circuito de Madrid Jarama - RACE**  
**División 2**  
**1ª Carrera**  
**Cuentavueltas Gráfico**

- 6
- 33
- 9
- 42
- 17
- 10
- 32
- 66
- 14
- 43
- 41
- 12
- 16







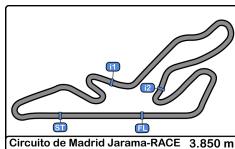
## Circuito de Madrid Jarama - RACE

División 2

1ª Carrera

Tiempos Parada en Pit

Nº	Tiempo Día	Piloto	Concursante	Vehiculo	Cat	Tiempo Entrada	Nº Parada	Tiempo Pit	Handicap
41	13:04:52.024	Diego Blanco Torrecilla	CLUB JARAMA SPORT	PORSCHE 928 2.7	C-L	6:06.703	1	22.167	
41	13:11:28.375	Diego Blanco Torrecilla	CLUB JARAMA SPORT	PORSCHE 928 2.7	C-L	12:43.054	2	3:14.816	



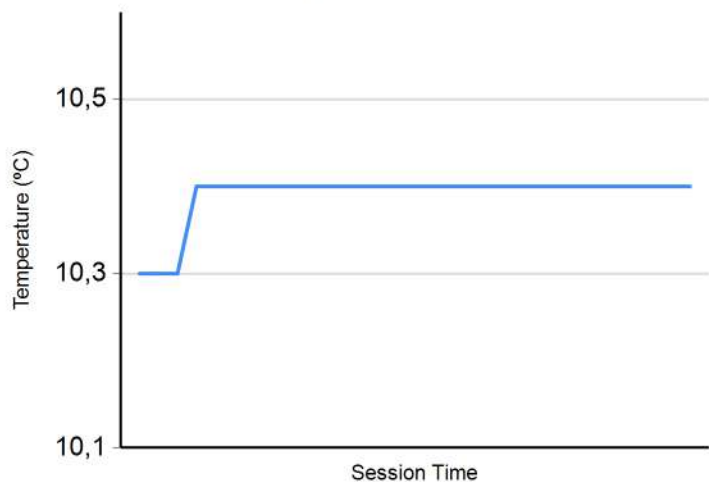
**Circuito de Madrid Jarama - RACE**

**División 2**

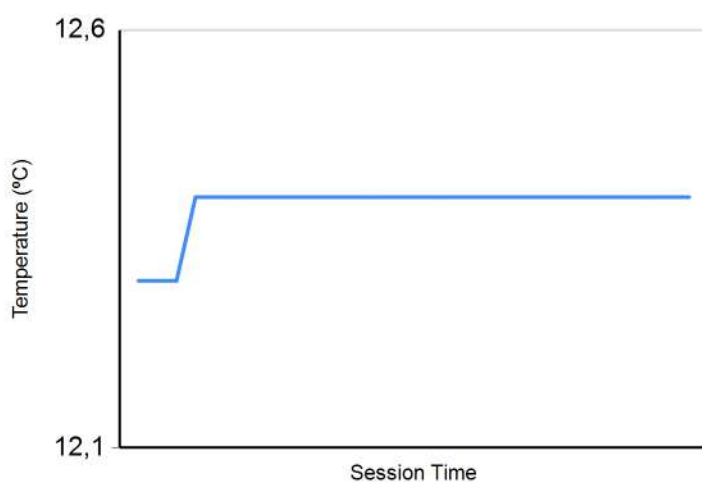
**1ª Carrera**

**Informe Meteorológico**

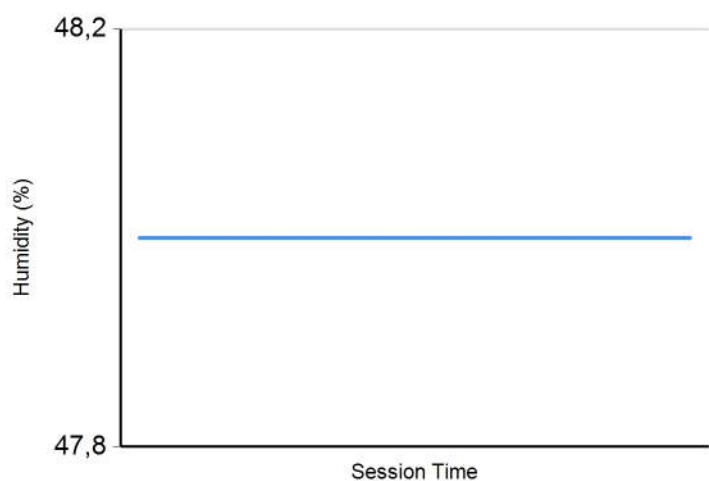
**Temperatura Aire**



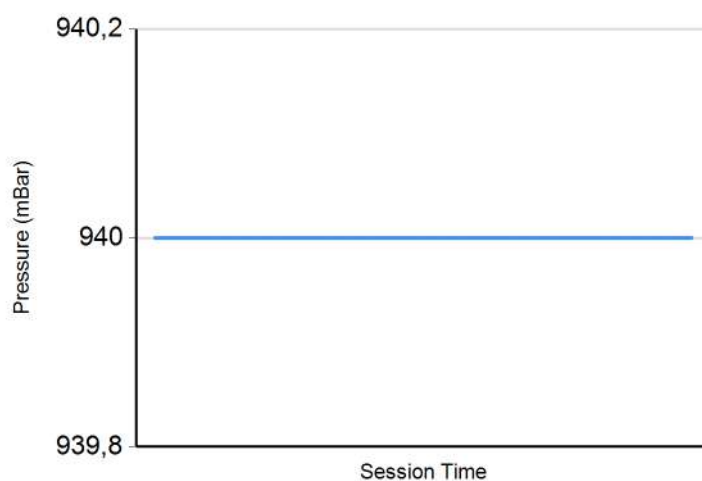
**Temperatura Pista**



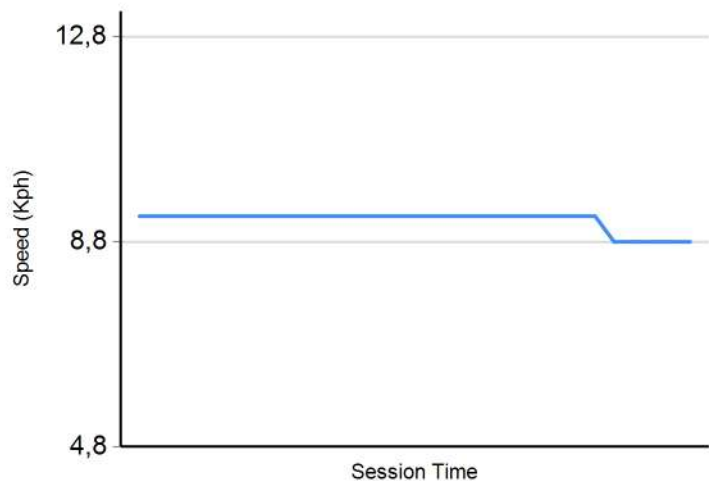
**Humedad**



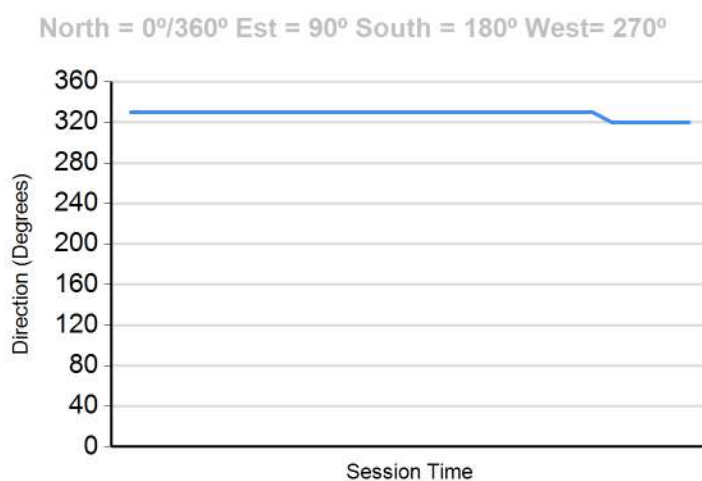
**Presión**

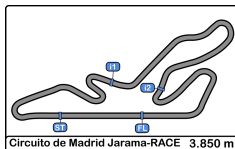


**Velocidad Viento**



**Dirección Viento**





## Circuito de Madrid Jarama - RACE

División 2

1ª Carrera

Resultados Finales

Cls	Nº	Piloto	Concursante	Vehiculo	Cat	Cl	N.V.	Tiempo	Dif 1º	Dif Ant.	Km/h	V.R.	Tiempo	Km/h
1	6	Francisco Comendador Romero	C.D.E. DEYSCOM SPORT	SUBARU WRX	8	1	11	21:32.627			117.9	6	1:41.300	136.8
2	33	Juan Foo Gastañaga Martínez	A.D. DESGUACES LA TORRE	Seat Leon TCR v2 DSG	8	2	11	21:44.041	11.414	11.414	116.9	6	1:42.577	135.1
3	10	Juan Carlos Esteban Garcia	A.D. DESGUACES LA TORRE	SEAT LEON	7	1	11	22:12.941	40.314	28.900	114.3	8	1:43.222	134.2
4	32	Jesus Angel Llorente Ramiro	R A C E	VOLKSWAGEN GOLF GTI	8	3	11	22:18.191	45.564	5.250	113.9	6	1:46.963	129.5
5	17	Antonio Castro Ortega	R A C E	PORSCHE 968 Turbo	C-L	1	11	22:22.394	49.767	4.203	113.5	6	1:47.248	129.2
6	66	Jose Alberto Vila Sainz	C.D.E. NACIONAL ONCC-DE CARRERA DE CAMIONES	PEUGEOT 207 RC	5	1	11	22:40.102	1:07.475	17.708	112.0	5	1:49.772	126.2
7	14	Alfonso Sangrador Alvarez	LA RUINA RACING	HONDA CIVIC 1.6	5	2	11	22:42.531	1:09.904	2.429	111.8	11	1:49.499	126.5
8	12	Jesús Angel Morales Anguita	ESC. CERRO NEGRO	RENAULT CLIO CUP II	5	3	11	22:53.601	1:20.974	11.070	110.9	11	1:51.760	124.0
9	43	Juan Carlos Zorrilla Hierro	C.D.E. OUVREUR	PORSCHE 968 CS	C-L	2	11	22:54.911	1:22.284	1.310	110.8	8	1:51.763	124.0
10	9	Ismael Arquero Saz	C.D.E. ULTIMA VUELTA	SEAT LEON	7	2	10	22:35.748	1 Vta	1 Vta	102.2	6	1:42.719	134.9

No clasificados: (Requerimiento: 75% del numero de vueltas del lider = 9 Vueltas)

41	Diego Blanco Torrecilla	CLUB JARAMA SPORT	PORSCHE 928 2.7	C-L	3	7	22:08.138	4 Vtas	3 Vtas	73.0	2	1:55.129	120.3
42	Lopez Anos - Rodriguez Sastre	R.A.C. CIRCUITO GUADALOPE	PORSCHE 968 CS	C-L	4	1	1:56.317	10 Vtas	6 Vtas	119.1	1	1:56.317	119.1
16	Lucas González-Anleó Polo	R A C E	PORSCHE 968 CS	C-L	5								

Vta. rápida de Francisco Comendador Romero en 1:41.300 a 136.8 Km/h en la vuelta 6

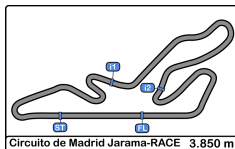
Publicada a las:.....

Temp. Pista: 12.4 °C Temp. Aire: 10.4 °C Humedad: 48 % Estado Pista: SECA

Comisarios Deportivos:

Director de Carrera:

Cronometrador:



**Circuito de Madrid Jarama - RACE**

**División 2**

**2ª Carrera**

**Resultados Provisionales**

Cls	Nº	Piloto	Concursante	Vehiculo	Cat	Cl	N.V.	Tiempo	Dif 1º	Dif Ant.	Km/h	V.R.	Tiempo	Km/h
1	6	Francisco Comendador Romero	C.D.E. DEYSCOM SPORT	SUBARU WRX	8	1	9	15:15.477			136.2	6	1:40.274	138.2
2	33	Juan Foo Gastañaga Martínez	A.D. DESGUACES LA TORRE	Seat Leon TCR v2 DSG	8	2	9	15:42.121	26.644	26.644	132.4	5	1:42.971	134.6
3	42	Lopez Anos - Rodriguez Sastre	R.A.C. CIRCUITO GUADALOPE	PORSCHE 968 CS	C-L	1	9	15:46.385	30.908	4.264	131.8	3	1:42.792	134.8
4	9	Ismael Arquero Saz	C.D.E. ULTIMA VUELTA	SEAT LEON	7	1	9	15:59.517	44.040	13.132	130.0	4	1:43.818	133.5
5	10	Juan Carlos Esteban Garcia	A.D. DESGUACES LA TORRE	SEAT LEON	7	2	9	16:10.448	54.971	10.931	128.5	8	1:45.219	131.7
6	66	Jose Alberto Vila Sainz	C.D.E. NACIONAL ONCC DE CARRERA DE CAMIONES	PEUGEOT 207 RC	5	1	9	16:29.938	1:14.461	19.490	126.0	5	1:48.696	127.5
7	14	Alfonso Sangrador Alvarez	LA RUINA RACING	HONDA CIVIC 1.6	5	2	9	16:30.545	1:15.068	0.607	125.9	7	1:48.753	127.4
8	32	Jesus Angel Llorente Ramiro	R A C E	VOLKSWAGEN GOLF GTI	8	3	9	17:07.747	1:52.270	37.202	121.3	3	1:51.476	124.3
9	12	Jesús Angel Morales Anguita	ESC. CERRO NEGRO	RENAULT CLIO CUP II	5	3	8	15:17.952	1 Vta	1 Vta	120.7	7	1:53.035	122.6
10	41	Diego Blanco Torrecilla	CLUB JARAMA SPORT	PORSCHE 928 2.7	C-L	2	8	15:30.239	1 Vta	12.287	119.1	4	1:53.789	121.8
11	43	Juan Carlos Zorrilla Hierro	C.D.E. OUVREUR	PORSCHE 968 CS	C-L	3	8	15:30.508	1 Vta	0.269	119.1	4	1:53.753	121.8

**No clasificados: (Requerimiento: 75% del numero de vueltas del lider = 7 Vueltas)**

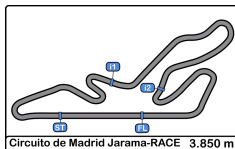
17	Antonio Castro Ortega	R A C E	PORSCHE 968 Turbo	C-L	4
16	Lucas Gonzalez-Anleo Polo	R A C E	PORSCHE 968 CS	C-L	5

**Vta. rápida de Francisco Comendador Romero en 1:40.274 a 138.2 Km/h en la vuelta 6**

Publicada a las:.....

Temp. Pista: 12.6 °C Temp. Aire: 10.6 °C Humedad: 49 % Estado Pista: SECA

<b>Comisarios Deportivos:</b>	<b>Director de Carrera:</b>	<b>Cronometrador:</b> 
-------------------------------	-----------------------------	---------------------------



**Circuito de Madrid Jarama - RACE**

**División 2**

**2ª Carrera**

**Resultados Provisionales por Categoría**

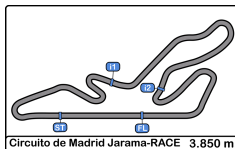
Cls	Nº	Piloto	Concursante	Vehiculo	Cat	Cl	N.V.	Tiempo	Dif 1º	Dif Ant.	Km/h	V.R.	Tiempo	Km/h
<b>Campeonato RACE 'Categoría 5'</b>														
1	66	Jose Alberto Vila Sainz	C.D.E. NACIONAL ONCE- DE CARRERA DE CAMIONES	PEUGEOT 207 RC	5	1	9	<b>16:29.938</b>			126.0	5	1:48.696	127.5
2	14	Alfonso Sangrador Alvarez	LA RUINA RACING	HONDA CIVIC 1.6	5	2	9	<b>16:30.545</b>	0.607	0.607	125.9	7	1:48.753	127.4
3	12	Jesús Angel Morales Anguita	ESC. CERRO NEGRO	RENAULT CLIO CUP II	5	3	8	<b>15:17.952</b>	1 Vta	1 Vta	120.7	7	1:53.035	122.6
<b>Campeonato RACE 'Categoría 7'</b>														
1	9	Ismael Arquero Saz	C.D.E. ULTIMA VUELTA	SEAT LEON	7	1	9	<b>15:59.517</b>			130.0	4	1:43.818	133.5
2	10	Juan Carlos Esteban Garcia	A.D. DESGUACÉS LA TORRE	SEAT LEON	7	2	9	<b>16:10.448</b>	10.931	10.931	128.5	8	1:45.219	131.7
<b>Campeonato RACE 'Categoría 8'</b>														
1	6	Francisco Comendador Romero	C.D.E. DEYSCOM SPORT	SUBARU WRX	8	1	9	<b>15:15.477</b>			136.2	6	1:40.274	138.2
2	33	Juan Foo Gastañaga Martinez	A.D. DESGUACÉS LA TORRE	Seat Leon TCR v2 DSG	8	2	9	<b>15:42.121</b>	26.644	26.644	132.4	5	1:42.971	134.6
3	32	Jesus Angel Llorente Ramiro	R A C E	VOLKSWAGEN GOLF GTI	8	3	9	<b>17:07.747</b>	1:52.270	1:25.626	121.3	3	1:51.476	124.3
<b>Campeonato RACE 'Categoría CLASICOS-LEGEND'</b>														
1	42	Lopez Anos - Rodriguez Sastre	R.A.C. CIRCUITO GUADALOPE	PORSCHE 968 CS	C-L	1	9	<b>15:46.385</b>			131.8	3	1:42.792	134.8
2	41	Diego Blanco Torrecilla	CLUB JARAMA SPORT	PORSCHE 928 2.7	C-L	2	8	<b>15:30.239</b>	1 Vta	1 Vta	119.1	4	1:53.789	121.8
3	43	Juan Carlos Zorrilla Hierro	C.D.E. OUVREUR	PORSCHE 968 CS	C-L	3	8	<b>15:30.508</b>	1 Vta	0.269	119.1	4	1:53.753	121.8
<b>No clasificados: (Requerimiento: 75% del numero de vueltas del lider = 7 Vueltas)</b>														
17		Antonio Castro Ortega	R A C E	PORSCHE 968 Turbo	C-L	4								
16		Lucas Gonzalez-Anleo Polo	R A C E	PORSCHE 968 CS	C-L	5								

**Vta. rápida de Francisco Comendador Romero en 1:40.274 a 138.2 Km/h en la vuelta 6**

Publicada a las:.....

Temp. Pista: **12.6 °C** Temp. Aire: **10.6 °C** Humedad: **49 %** Estado Pista: **SECA**

<b>Comisarios Deportivos:</b>	<b>Director de Carrera:</b>	<b>Cronometrador:</b> 
-------------------------------	-----------------------------	---------------------------



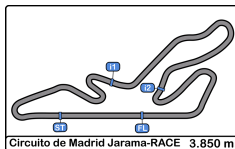
## Circuito de Madrid Jarama - RACE

División 2

2ª Carrera

### Clasificación Provisional por Vuelta Rápida de Piloto

Clas	Nº	Piloto	Concursante	Vehiculo	Cat	Clas	N.V.	V.R.	Tiempo	Dif 1º	Dif Ant.	Km/h
1	6	Francisco Comendador Romero	C.D.E. DEYSCOM SPORT	SUBARU WRX	8	1	9	6	1:40.274			138.2
2	42	Lopez Anos - Rodriguez Sastre	R.A.C. CIRCUITO GUADALOPE	PORSCHE 968 CS	C-L	1	9	3	1:42.792	2.518	2.518	134.8
3	33	Juan Fco Gastañaga Martinez	A.D. DESGUACES LA TORRE	Seat Leon TCR v2 DSG	8	2	9	5	1:42.971	2.697	0.179	134.6
4	9	Ismael Arquero Saz	C.D.E. ULTIMA VUELTA	SEAT LEON	7	1	9	4	1:43.818	3.544	0.847	133.5
5	10	Juan Carlos Esteban Garcia	A.D. DESGUACES LA TORRE	SEAT LEON	7	2	9	8	1:45.219	4.945	1.401	131.7
6	66	Jose Alberto Vila Sainz	C.D.E. NACIONAL CIPOC DE CARRERA DE CAMIONES	PEUGEOT 207 RC	5	1	9	5	1:48.696	8.422	3.477	127.5
7	14	Alfonso Sangrador Alvarez	LA RUINA RACING	HONDA CIVIC 1.6	5	2	9	7	1:48.753	8.479	0.057	127.4
8	32	Jesus Angel Llorente Ramiro	R A C E	VOLKSWAGEN GOLF GTI	8	3	9	3	1:51.476	11.202	2.723	124.3
9	12	Jesús Angel Morales Anguita	ESC. CERRO NEGRO	RENAULT CLIO CUP II	5	3	8	7	1:53.035	12.761	1.559	122.6
10	43	Juan Carlos Zorrilla Hierro	C.D.E. OUVREUR	PORSCHE 968 CS	C-L	2	8	4	1:53.753	13.479	0.718	121.8
11	41	Diego Blanco Torrecilla	CLUB JARAMA SPORT	PORSCHE 928 2.7	C-L	3	8	4	1:53.789	13.515	0.036	121.8



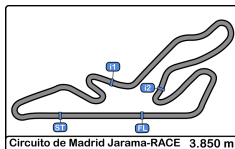
## Circuito de Madrid Jarama - RACE

División 2

2ª Carrera

Distancia y Velocidad Media

Clas	Nº	Piloto	Concursante	Vehiculo	Cat	Clas	N.V.	Distancia	Tiempo Total	Km/h
1	6	Francisco Comendador Romero	C.D.E. DEYSCOM SPORT	SUBARU WRX	8	1	9	34.65	15:15.477	136.2
2	33	Juan Fco Gastañaga Martínez	A.D. DESGUACES LA TORRE	Seat Leon TCR v2 DSG	8	2	9	34.65	15:42.121	132.4
3	42	Lopez Anos - Rodriguez Sastre	R.A.C. CIRCUITO GUADALOPE	PORSCHE 968 CS	C-L	1	9	34.65	15:46.385	131.8
4	9	Ismael Arquero Saz	C.D.E. ULTIMA VUELTA	SEAT LEON	7	1	9	34.65	15:59.517	130.0
5	10	Juan Carlos Esteban Garcia	A.D. DESGUACES LA TORRE	SEAT LEON	7	2	9	34.65	16:10.448	128.5
6	66	Jose Alberto Vila Sainz	C.D.E. NACIONAL ONCE DE CARRERA DE CARROS	PEUGEOT 207 RC	5	1	9	34.65	16:29.938	126.0
7	14	Alfonso Sangrador Alvarez	LA RUINA RACING	HONDA CIVIC 1.6	5	2	9	34.65	16:30.545	125.9
8	32	Jesus Angel Llorente Ramiro	R A C E	VOLKSWAGEN GOLF GTI	8	3	9	34.65	17:07.747	121.3
9	12	Jesús Angel Morales Anguita	ESC. CERRO NEGRO	RENAULT CLIO CUP II	5	3	8	30.80	15:17.952	120.7
10	41	Diego Bianco Torrecilla	CLUB JARAMA SPORT	PORSCHE 928 2.7	C-L	2	8	30.80	15:30.239	119.1
11	43	Juan Carlos Zorrilla Hierro	C.D.E. OUVREUR	PORSCHE 968 CS	C-L	3	8	30.80	15:30.508	119.1
<b>No clasificados: (Requerimiento: 75% del numero de vueltas del lider = 7 Vueltas)</b>										
	17	Antonio Castro Ortega	R A C E	PORSCHE 968 Turbo	C-L	4				
	16	Lucas Gonzalez-Anleo Polo	R A C E	PORSCHE 968 CS	C-L	5				



### Circuito de Madrid Jarama - RACE

División 2

2ª Carrera

Tiempos Por Vuelta

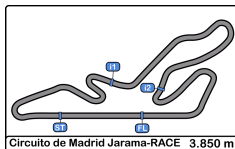
6 Francisco Comendador Romero SUBARU WRX 14							Alfonso Sangrador Alvarez HONDA CIVIC 1.6						
8 C.D.E. DEYSCOM SPORT							5 LA RUINA RACING						
Vta. D	Tiempo	Sector 1	Sector 2	Sector 3	V. Max.	Elapsed	Vta. D	Tiempo	Sector 1	Sector 2	Sector 3	V. Max.	Elapsed
1	1:44.252	41.995	33.468	28.789	201.4	1:44.252	1	1:56.598	48.771	36.899	30.928	203.3	1:56.598
2	1:42.181	40.359	33.261	28.561	212.1	3:26.433	2	1:50.312	42.487	36.718	31.107	206.1	3:46.910
3	1:41.371	39.474	33.345	28.552	219.0	5:07.804	3	1:49.968	42.119	36.669	31.180	207.2	5:36.878
4	1:41.316	39.807	33.413	28.096	210.9	6:49.120	4	1:49.239	42.180	36.570	30.489	208.4	7:26.117
5	1:40.923	39.110	33.095	28.718	206.5	8:30.043	5	1:48.934	41.909	36.316	30.709	208.0	9:15.051
6	1:40.274	39.110	33.118	28.046	220.8	10:10.317	6	1:49.037	42.042	36.362	30.633	207.2	11:04.088
7	1:40.516	39.345	33.056	28.115	213.4	11:50.833	7	1:48.753	41.956	36.298	30.499	208.4	12:52.841
8	1:43.190	39.244	33.968	29.978	214.7	13:34.023	8	1:48.763	41.998	36.306	30.459	208.8	14:41.604
9	1:41.454	39.706	33.296	28.452	210.9	15:15.477	9	1:48.941	42.066	36.427	30.448	208.8	16:30.545

9 Ismael Arquero Saz SEAT LEON SUPERCOPA 32							Jesus Angel Llorente Ramiro VOLKSWAGEN GOLF GTI TCR						
7 C.D.E. ULTIMA VUELTA							8 R A C E						
Vta. D	Tiempo	Sector 1	Sector 2	Sector 3	V. Max.	Elapsed	Vta. D	Tiempo	Sector 1	Sector 2	Sector 3	V. Max.	Elapsed
1	2:00.683	54.833	36.076	29.774	209.3	2:00.683	1	2:00.506	51.470	37.598	31.438	199.2	2:00.506
2	1:44.916	40.303	35.062	29.551	225.0	3:45.599	2	1:53.092	42.894	38.250	31.948	203.7	3:53.598
3	1:43.905	40.188	34.595	29.122	220.4	5:29.504	3	1:51.476	42.906	37.157	31.413	213.4	5:45.074
4	1:43.818	40.173	34.346	29.299	225.0	7:13.322	4	1:52.293	42.797	37.688	31.808	213.0	7:37.367
5	1:44.194	40.355	34.534	29.305	227.8	8:57.516	5	1:51.813	42.674	37.546	31.593	213.8	9:29.180
6	1:44.670	40.533	34.712	29.425	224.5	10:42.186	6	1:52.386	43.229	37.505	31.652	213.8	11:21.566
7	1:44.913	40.591	34.764	29.558	223.1	12:27.099	7	1:52.241	42.722	37.756	31.763	212.5	13:13.807
8	1:46.259	41.051	35.325	29.883	224.5	14:13.358	8	1:55.773	43.726	39.147	32.900	208.4	15:09.580
9	1:46.159	41.402	35.098	29.659	217.7	15:59.517	9	1:58.167	43.919	39.838	34.410	204.5	17:07.747

10 Juan Carlos Esteban Garcia SEAT LEON SUPERCOPA 33							Juan Fco Gastañaga Martinez Seat Leon TCR v2 DSG						
7 A.D. DESGUACES LA TORRE							8 A.D. DESGUACES LA TORRE						
Vta. D	Tiempo	Sector 1	Sector 2	Sector 3	V. Max.	Elapsed	Vta. D	Tiempo	Sector 1	Sector 2	Sector 3	V. Max.	Elapsed
1	2:03.004	54.532	37.840	30.632	209.7	2:03.004	1	1:47.661	44.671	34.369	28.621	210.1	1:47.661
2	1:47.006	41.070	36.144	29.792	196.3	3:50.010	2	1:43.166	39.908	34.428	28.830	215.1	3:30.827
3	1:45.947	40.724	35.412	29.811	203.3	5:35.957	3	1:43.871	40.059	34.592	29.220	204.9	5:14.698
4	1:46.589	40.752	36.382	29.455	200.3	7:22.546	4	1:44.328	39.945	34.901	29.482	210.5	6:59.026
5	1:46.000	40.664	35.657	29.679	210.5	9:08.546	5	1:42.971	39.790	34.353	28.828	213.4	8:41.997
6	1:45.567	40.923	35.383	29.261	199.6	10:54.113	6	1:44.049	39.853	35.069	29.127	217.3	10:26.046
7	1:45.362	41.104	34.970	29.288	203.0	12:39.475	7	1:45.008	40.348	35.126	29.534	212.1	12:11.054
8	1:45.219	40.538	35.240	29.441	201.8	14:24.694	8	1:44.439	40.500	34.628	29.311	219.0	13:55.493
9	1:45.754	40.609	35.699	29.446	195.2	16:10.448	9	1:46.628	40.336	35.791	30.501	208.4	15:42.121

12 Jesús Angel Morales Anguita RENAULT CLIO CUP II 41							Diego Blanco Torrecilla PORSCHE 928 2.7						
5 ESC. CERRO NEGRO							C-L CLUB JARAMA SPORT						
Vta. D	Tiempo	Sector 1	Sector 2	Sector 3	V. Max.	Elapsed	Vta. D	Tiempo	Sector 1	Sector 2	Sector 3	V. Max.	Elapsed
1	2:02.406	52.595	38.077	31.734	194.9	2:02.406	1	2:07.802	56.384	39.019	32.399	178.5	2:07.802
2	1:54.206	43.453	38.575	32.178	185.5	3:56.612	2	1:55.113	44.129	38.578	32.406	190.1	4:02.915
3	1:53.926	43.574	38.500	31.852	192.8	5:50.538	3	1:54.534	44.458	38.233	31.843	180.3	5:57.449
4	1:53.504	43.336	38.448	31.720	192.8	7:44.042	4	1:53.789	43.947	37.983	31.859	191.1	7:51.238
5	1:53.072	43.467	37.915	31.690	191.8	9:37.114	5	1:54.180	44.156	37.922	32.102	188.1	9:45.418
6	1:53.912	43.695	38.259	31.958	195.2	11:31.026	6	1:55.495	44.664	38.773	32.058	188.1	11:40.913
7	1:53.035	43.367	38.010	31.658	194.2	13:24.061	7	1:54.944	43.855	37.754	33.335	186.8	13:35.857
8	1:53.891	43.664	38.179	32.048	194.2	15:17.952	8	1:54.382	44.290	37.750	32.342	192.5	15:30.239





## Circuito de Madrid Jarama - RACE

División 2

2ª Carrera

Tiempos Por Vuelta

**42** Lopez Anos - Rodriguez Sastre PORSCHE 968 CS

C-L R.A.C. CIRCUITO GUADALOPE

Vta. D	Tiempo	Sector 1	Sector 2	Sector 3	V. Max.	Elapsed
1 2	1:46.739	43.561	34.381	28.797	214.2	1:46.739
2 2	1:43.132	39.934	34.276	28.922	225.9	3:29.871
3 2	1:42.792	39.612	34.361	28.819	225.9	5:12.663
4 2	1:43.512	39.856	34.570	29.086	225.0	6:56.175
5 2	1:44.725	40.464	34.865	29.396	218.6	8:40.900
6 2	1:44.739	40.497	34.879	29.363	215.5	10:25.639
7 2	1:45.146	40.440	35.052	29.654	215.5	12:10.785
8 2	1:46.528	41.084	35.494	29.950	222.6	13:57.313
9 2	1:49.072	41.984	36.143	30.945	206.8	15:46.385

**43** Juan Carlos Zorrilla Hierro PORSCHE 968 CS

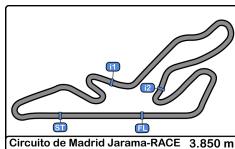
C-L C.D.E. OUVREUR

Vta. D	Tiempo	Sector 1	Sector 2	Sector 3	V. Max.	Elapsed
1	2:08.807	57.289	39.072	32.446	175.3	2:08.807
2	1:54.927	43.908	39.114	31.905	192.8	4:03.734
3	1:54.338	44.206	38.374	31.758	193.8	5:58.072
4	1:53.753	43.904	38.134	31.715	190.8	7:51.825
5	1:54.235	44.203	38.033	31.999	194.2	9:46.060
6	1:55.728	44.763	38.478	32.487	200.3	11:41.788
7	1:54.401	43.763	37.966	32.672	195.2	13:36.189
8	1:54.319	44.372	37.890	32.057	192.5	15:30.508

**66** Jose Alberto Vila Sainz PEUGEOT 207 RC

5 C.D.E. NACIONAL -CNCC- DE CARRERA DE CA

Vta. D	Tiempo	Sector 1	Sector 2	Sector 3	V. Max.	Elapsed
1	1:54.499	47.299	36.513	30.687	192.1	1:54.499
2	1:50.323	42.495	36.981	30.847	187.1	3:44.822
3	1:49.214	42.178	36.465	30.571	196.0	5:34.036
4	1:50.594	42.435	37.634	30.525	191.4	7:24.630
5	1:48.696	41.989	36.159	30.548	196.3	9:13.326
6	1:49.202	42.219	36.527	30.456	194.2	11:02.528
7	1:49.100	42.326	36.320	30.454	193.2	12:51.628
8	1:49.013	42.136	36.428	30.449	196.0	14:40.641
9	1:49.297	42.349	36.262	30.686	191.4	16:29.938



### Circuito de Madrid Jarama - RACE

División 2

2ª Carrera

Análisis

Circuito de Madrid Jarama-RACE 3.850 m.

Num	T. Vta.	Dif
-----	---------	-----

#### Vta 1

6	1:44.252	
42	1:46.739	02.487
33	1:47.661	03.409
66	1:54.499	10.247
14	1:56.598	12.346
32	2:00.506	16.254
9	2:00.683	16.431
12	2:02.406	18.154
10	2:03.004	18.752
41	2:07.802	23.550
43	2:08.807	24.555

Num	T. Vta.	Dif
-----	---------	-----

#### Vta 2

6	1:42.181	
42	1:43.132	03.438
33	1:43.166	04.394
66	1:50.323	18.389
9	1:44.916	19.166
14	1:50.312	20.477
10	1:47.006	23.577
32	1:53.092	27.165
12	1:54.206	30.179
41	1:55.113	36.482
43	1:54.927	37.301

Num	T. Vta.	Dif
-----	---------	-----

#### Vta 3

6	1:41.371	
42	1:42.792	04.859
33	1:43.871	06.894
9	1:43.905	21.700
66	1:49.214	26.232
10	1:45.947	28.153
14	1:49.968	29.074
32	1:51.476	37.270
12	1:53.926	42.734
41	1:54.534	49.645

Num	T. Vta.	Dif
-----	---------	-----

43	1:54.338	50.268
----	----------	--------

Num	T. Vta.	Dif
-----	---------	-----

#### Vta 4

6	1:41.316	
42	1:43.512	07.055
33	1:44.328	09.906
9	1:43.818	24.202
10	1:46.589	33.426
66	1:50.594	35.510
14	1:49.239	36.997
32	1:52.293	48.247
12	1:53.504	54.922
41	1:53.789	1:02.118
43	1:53.753	1:02.705

Num	T. Vta.	Dif
-----	---------	-----

#### Vta 5

6	1:40.923	
42	1:44.725	10.857
33	1:42.971	11.954
9	1:44.194	27.473
10	1:46.000	38.503
66	1:48.696	43.283
14	1:48.934	45.008
32	1:51.813	59.137
12	1:53.072	1:07.071
41	1:54.180	1:15.375
43	1:54.235	1:16.017

Num	T. Vta.	Dif
-----	---------	-----

#### Vta 6

6	1:40.274	
42	1:44.739	15.322
33	1:44.049	15.729
9	1:44.670	31.869
10	1:45.567	43.796
66	1:49.202	52.211
14	1:49.037	53.771
32	1:52.386	1:11.249

Num	T. Vta.	Dif
-----	---------	-----

12	1:53.912	1:20.709
----	----------	----------

41	1:55.495	1:30.596
----	----------	----------

43	1:55.728	1:31.471
----	----------	----------

Num	T. Vta.	Dif
-----	---------	-----

#### Vta 7

6	1:40.516	
42	1:45.146	19.952
33	1:45.008	20.221
9	1:44.913	36.266
10	1:45.362	48.642
66	1:49.100	1:00.795
14	1:48.753	1:02.008
32	1:52.241	1:22.974
12	1:53.035	1:33.228

Num	T. Vta.	Dif
-----	---------	-----

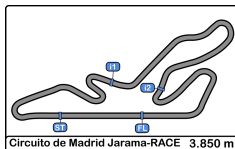
#### Vta 8

6	1:43.190	
41	1:54.944	1 Lap
43	1:54.401	1 Lap
33	1:44.439	21.470
42	1:46.528	23.290
9	1:46.259	39.335
10	1:45.219	50.671
66	1:49.013	1:06.618
14	1:48.763	1:07.581
32	1:55.773	1:35.557

Num	T. Vta.	Dif
-----	---------	-----

#### Vta 9

6	1:41.454	
12	1:53.891	1 Lap
41	1:54.382	1 Lap
43	1:54.319	1 Lap
33	1:46.628	26.644
42	1:49.072	30.908
9	1:46.159	44.040
10	1:45.754	54.971
66	1:49.297	1:14.461



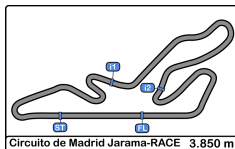
## Circuito de Madrid Jarama - RACE

División 2

2ª Carrera

Mejores Sectores

Sector - 1				Sector - 2				Sector - 3				Vuelta Ideal vs Mejor Vuelta			
Clas	Nº	Piloto	Tiempo	Nº	Piloto	Tiempo	Nº	Piloto	Tiempo	Clas	Nº	Piloto	Vta. Ideal	Mejor Vta.	Clas
1	6	Francisco Comendador Romero	39.110	6	Francisco Comendador Romero	33.056	6	Francisco Comendador Romero	28.046	1	6	Francisco Comendador Romero	1:40.212	1:40.274	1
2	42	Lopez Anos - Rodriguez Sastre	39.612	42	Lopez Anos - Rodriguez Sastre	34.276	33	Juan Foo Gastañaga Martinez	28.621	2	42	Lopez Anos - Rodriguez Sastre	1:42.685	1:42.792	2
3	33	Juan Foo Gastañaga Martinez	39.790	9	Ismael Arquero Saz	34.346	42	Lopez Anos - Rodriguez Sastre	28.797	3	33	Juan Foo Gastañaga Martinez	1:42.764	1:42.971	3
4	9	Ismael Arquero Saz	40.173	33	Juan Foo Gastañaga Martinez	34.353	9	Ismael Arquero Saz	29.122	4	9	Ismael Arquero Saz	1:43.641	1:43.818	4
5	10	Juan Carlos Esteban Garcia	40.538	10	Juan Carlos Esteban Garcia	34.970	10	Juan Carlos Esteban Garcia	29.261	5	10	Juan Carlos Esteban Garcia	1:44.769	1:45.219	5
6	14	Alfonso Sangrador Alvarez	41.909	66	Jose Alberto Vila Sainz	36.159	14	Alfonso Sangrador Alvarez	30.448	6	66	Jose Alberto Vila Sainz	1:48.597	1:48.696	6
7	66	Jose Alberto Vila Sainz	41.989	14	Alfonso Sangrador Alvarez	36.298	66	Jose Alberto Vila Sainz	30.449	7	14	Alfonso Sangrador Alvarez	1:48.655	1:48.753	7
8	32	Jesus Angel Llorente Ramiro	42.674	32	Jesus Angel Llorente Ramiro	37.157	32	Jesus Angel Llorente Ramiro	31.413	8	32	Jesus Angel Llorente Ramiro	1:51.244	1:51.476	8
9	12	Jesús Angel Morales Anguita	43.336	41	Diego Blanco Torrecilla	37.750	12	Jesús Angel Morales Anguita	31.658	9	12	Jesús Angel Morales Anguita	1:52.909	1:53.035	9
10	43	Juan Carlos Zorrilla Hierro	43.763	43	Juan Carlos Zorrilla Hierro	37.890	43	Juan Carlos Zorrilla Hierro	31.715	10	43	Juan Carlos Zorrilla Hierro	1:53.368	1:53.753	10
11	41	Diego Blanco Torrecilla	43.855	12	Jesús Angel Morales Anguita	37.915	41	Diego Blanco Torrecilla	31.843	11	41	Diego Blanco Torrecilla	1:53.448	1:53.789	11



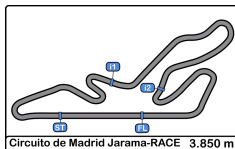
Circuito de Madrid Jarama - RACE

División 2

2ª Carrera

Secuencia Líder

<u>Nº</u>	<u>Piloto</u>	<u>Concursante</u>	<u>Vehiculo</u>	<u>Cat</u>	<u>Vta. Inicio</u>	<u>Vta. Fin</u>	<u>Vtas</u>	<u>Total Vtas.</u>
6	Francisco Comendador Romero	C.D.E. DEYSCOM SPORT	SUBARU WRX	8	1	9	9	9



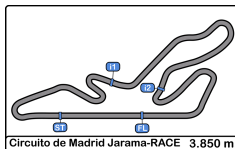
## Circuito de Madrid Jarama - RACE

División 2

2ª Carrera

5 Mejores Tiempos

Clas	Nº	Piloto	Concursante	Vehículo	Cat	Mejor 1		Mejor 2		Mejor 3		Mejor 4		Mejor 5	
						Tiempo	Vta.	Tiempo	Vta.	Tiempo	Vta.	Tiempo	Vta.	Tiempo	Vta.
1	6	Francisco Comendador Romero	C.D.E. DEYSCOM SPORT	SUBARU WRX	8	1:40.274	6	1:40.516	7	1:40.923	5	1:41.316	4	1:41.371	3
2	42	Lopez Anos - Rodriguez Sastre	R.A.C. CIRCUITO GUADALOPE	PORSCHE 968 CS	C-L	1:42.792	3	1:43.132	2	1:43.512	4	1:44.725	5	1:44.739	6
3	33	Juan Foo Gastañaga Martinez	A.D. DESGUACES LA TORRE	Seat Leon TCR v2 DSG	8	1:42.971	5	1:43.166	2	1:43.871	3	1:44.049	6	1:44.328	4
4	9	Ismael Arquero Saz	C.D.E. ULTIMA VUELTA	SEAT LEON	7	1:43.818	4	1:43.905	3	1:44.194	5	1:44.670	6	1:44.913	7
5	10	Juan Carlos Esteban Garcia	A.D. DESGUACES LA TORRE	SEAT LEON	7	1:45.219	8	1:45.362	7	1:45.567	6	1:45.754	9	1:45.947	3
6	66	Jose Alberto Vila Sainz	C.D.E. NACIONAL CIRCUO DE CARRERA DE CAMIONES	PEUGEOT 207 RC	5	1:48.696	5	1:49.013	8	1:49.100	7	1:49.202	6	1:49.214	3
7	14	Alfonso Sangrador Alvarez	LA RUINA RACING	HONDA CIVIC 1.6	5	1:48.753	7	1:48.763	8	1:48.934	5	1:48.941	9	1:49.037	6
8	32	Jesus Angel Llorente Ramiro	R A C E	VOLKSWAGEN GOLF GTI	8	1:51.476	3	1:51.813	5	1:52.241	7	1:52.293	4	1:52.386	6
9	12	Jesús Angel Morales Anguita	ESC. CERRO NEGRO	RENAULT CLIO CUP II	5	1:53.035	7	1:53.072	5	1:53.504	4	1:53.891	8	1:53.912	6
10	43	Juan Carlos Zorrilla Hierro	C.D.E. OUVREUR	PORSCHE 968 CS	C-L	1:53.753	4	1:54.235	5	1:54.319	8	1:54.338	3	1:54.401	7
11	41	Diego Blanco Torrecilla	CLUB JARAMA SPORT	PORSCHE 928 2.7	C-L	1:53.789	4	1:54.180	5	1:54.382	8	1:54.534	3	1:54.944	7



## Circuito de Madrid Jarama - RACE

División 2

2ª Carrera

5 Mejores Velocidades

Clas	Nº	Piloto	Concursante	Vehiculo	Cat	Maxima 1		Maxima 2		Maxima 3		Maxima 4		Maxima 5		Media
						Km/h	Vta.	Km/h	Vta.	Km/h	Vta.	Km/h	Vta.	Km/h	Vta.	
1	9	Ismael Arquero Saz	C.D.E. ULTIMA VUELTA	SEAT LEON	7	227.8	5	225.0	2	225.0	4	224.5	6	224.5	8	225.3
2	42	Lopez Anos - Rodriguez Sastre	R.A.C. CIRCUITO GUADALOPE	PORSCHE 968 CS	C-L	225.9	2	225.9	3	225.0	4	222.6	8	218.6	5	223.6
3	6	Francisco Comendador Romero	C.D.E. DEYSCOM SPORT	SUBARU WRX	8	220.8	6	219.0	3	214.7	8	213.4	7	212.1	2	216.0
4	33	Juan Foo Gastañaga Martinez	A.D. DESGUACES LA TORRE	Seat Leon TCR v2 DSG	8	219.0	8	217.3	6	215.1	2	213.4	5	212.1	7	215.4
5	32	Jesus Angel Llorente Ramiro	R A C E	VOLKSWAGEN GOLF GTI	8	213.8	5	213.8	6	213.4	3	213.0	4	212.5	7	213.3
6	10	Juan Carlos Esteban Garcia	A.D. DESGUACES LA TORRE	SEAT LEON	7	210.5	5	209.7	1	203.3	3	203.0	7	201.8	8	205.7
7	14	Alfonso Sangrador Alvarez	LA RUINA RACING	HONDA CIVIC 1.6	5	208.8	8	208.8	9	208.4	4	208.4	7	208.0	5	208.5
8	43	Juan Carlos Zorrilla Hierro	C.D.E. OUVREUR	PORSCHE 968 CS	C-L	200.3	6	195.2	7	194.2	5	193.8	3	192.8	2	195.3
9	66	Jose Alberto Vila Sainz	C.D.E. NACIONAL CHECO DE CARRERA DE CAMIONES	PEUGEOT 207 RC	5	196.3	5	196.0	3	196.0	8	194.2	6	193.2	7	195.1
10	12	Jesús Angel Morales Anguita	ESC. CERRO NEGRO	RENAULT CLIO CUP II	5	195.2	6	194.9	1	194.2	7	194.2	8	192.8	3	194.3
11	41	Diego Blanco Torrecilla	CLUB JARAMA SPORT	PORSCHE 928 2.7	C-L	192.5	8	191.1	4	190.1	2	188.1	5	188.1	6	190.0



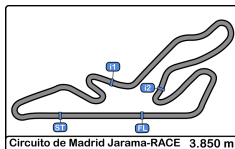
Circuito de Madrid Jarama - RACE

División 2

2ª Carrera

Secuencia Vueltas Rápidas

Vta	Hora Día	T Sesion	Nº	Piloto	Concursante	Vehiculo	Cat	Tiempo	Km/h
2	14:54:57.966	3:25.966	6	Francisco Comendador Romero	C.D.E. DEYSCOM SPORT	SUBARU WRX	8	<b>1:42.181</b>	135.6
3	14:56:39.337	5:07.337	6	Francisco Comendador Romero	C.D.E. DEYSCOM SPORT	SUBARU WRX	8	<b>1:41.371</b>	136.7
4	14:58:20.653	6:48.653	6	Francisco Comendador Romero	C.D.E. DEYSCOM SPORT	SUBARU WRX	8	<b>1:41.316</b>	136.7
5	15:00:01.576	8:29.576	6	Francisco Comendador Romero	C.D.E. DEYSCOM SPORT	SUBARU WRX	8	<b>1:40.923</b>	137.3
6	15:01:41.850	10:09.850	6	Francisco Comendador Romero	C.D.E. DEYSCOM SPORT	SUBARU WRX	8	<b>1:40.274</b>	138.2



## Circuito de Madrid Jarama - RACE

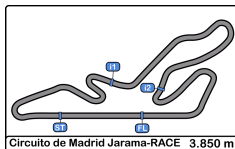
### División 2

### 2ª Carrera

### Mejor Máxima Velocidad del Evento

Cls	Nº	Piloto	Concursante	Vehiculo	Cat	Km/h	Sesión
1	9	Ismael Arquero Saz	C.D.E. ULTIMA VUELTA	SEAT LEON SUPERCOCA	7	228.8	Entrenamiento cronometrado
2	6	Francisco Comendador Romero	C.D.E. DEYSCOM SPORT	SUBARU WRX	8	227.3	1ª Carrera
3	42	Lopez Anos - Rodríguez Sastre	R.A.C. CIRCUITO GUADALOPE	PORSCHE 968 CS	C-L	225.9	2ª Carrera
4	33	Juan Fco Gastañaga Martinez	A.D. DESGUACES LA TORRE	Seat Leon TCR v2 DSG	8	225.0	Entrenamiento cronometrado
5	32	Jesus Angel Llorente Ramiro	R A C E	VOLKSWAGEN GOLF GTI TCR	8	222.2	1ª Carrera
6	10	Juan Carlos Esteban Garcia	A.D. DESGUACES LA TORRE	SEAT LEON SUPERCOCA	7	220.4	Entrenamiento cronometrado
7	17	Antonio Castro Ortega	R A C E	PORSCHE 968 Turbo	C-L	214.7	1ª Carrera
8	14	Alfonso Sangrador Alvarez	LA RUINA RACING	HONDA CIVIC 1.6	5	211.3	1ª Carrera
9	66	Jose Alberto Vila Sainz	C.D.E. NACIONAL ONCO-DE CARRERA DE CAMIONES	PEUGEOT 207 RC	5	208.4	1ª Carrera
10	43	Juan Carlos Zorrilla Hierro	C.D.E. OUVREUR	PORSCHE 968 CS	C-L	205.3	Entrenamiento cronometrado
11	12	Jesús Angel Morales Anguita	ESC. CERRO NEGRO	RENAULT CLIO CUP II	5	201.4	1ª Carrera
12	41	Diego Blanco Torrecilla	CLUB JARAMA SPORT	PORSCHE 928 2.7	C-L	196.7	Entrenamiento cronometrado
13	16	Lucas Gonzalez-Anleo Polo	R A C E	PORSCHE 968 CS	C-L	194.5	Entrenamiento cronometrado





### Circuito de Madrid Jarama - RACE

División 2

2ª Carrera

Cuentavueltas

#### VTA

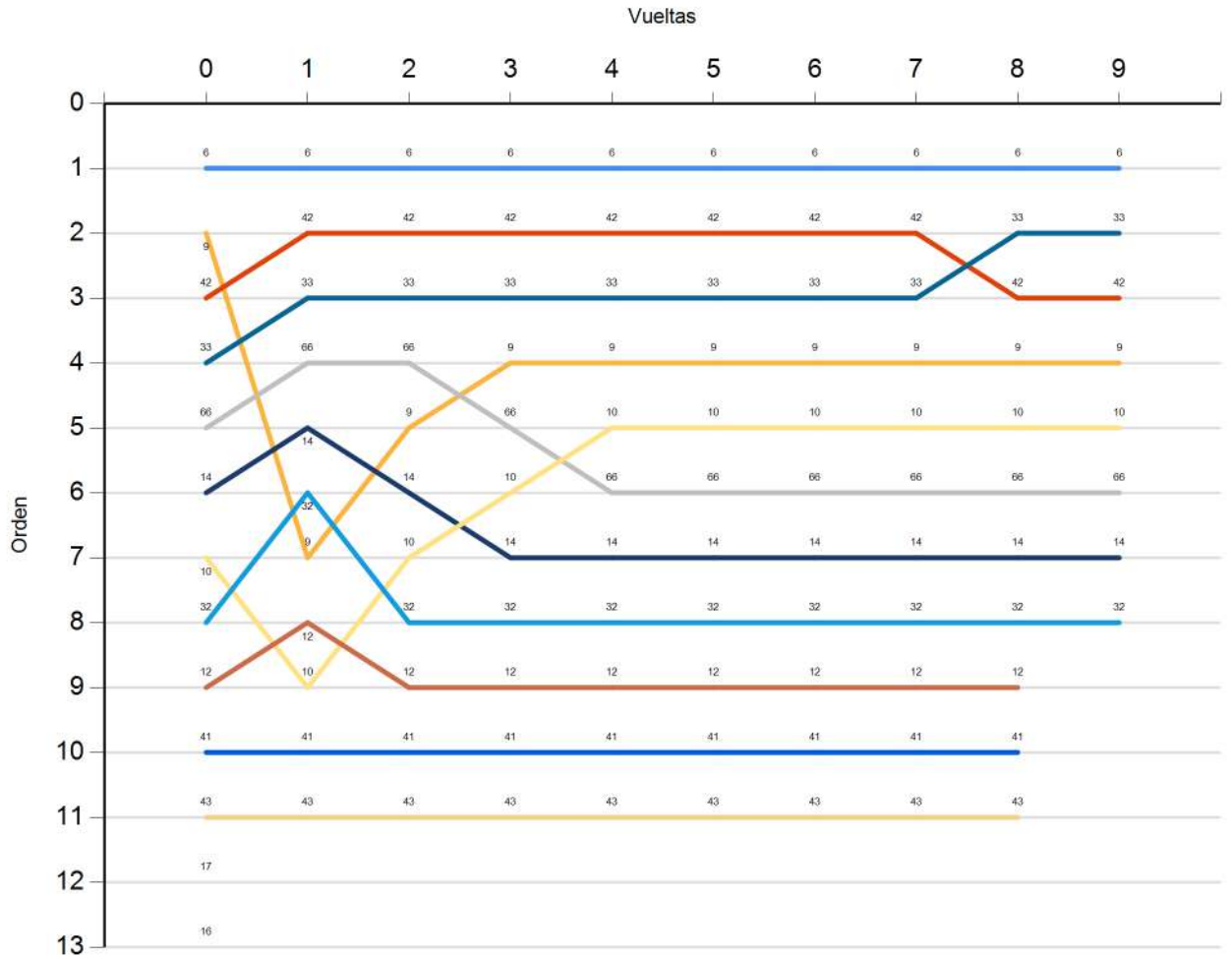
Nr	Pos	Grid	1	2	3	4	5	6	7	8	9
6	1	6	6	6	6	6	6	6	6	6	6
9	2	9	42	42	42	42	42	42	42	33	33
42	3	42	33	33	33	33	33	33	33	42	42
33	4	33	66	66	9	9	9	9	9	9	9
66	5	66	14	9	66	10	10	10	10	10	10
14	6	14	32	14	10	66	66	66	66	66	66
10	7	10	9	10	14	14	14	14	14	14	14
32	8	32	12	32	32	32	32	32	32	32	32
12	9	12	10	12	12	12	12	12	12	12	12
41	10	41	41	41	41	41	41	41	41	41	41
43	11	43	43	43	43	43	43	43	43	43	43
17	12	17									
16	13	16									





**Circuito de Madrid Jarama - RACE**  
**División 2**  
**2ª Carrera**  
**Cuentavueltas Gráfico**

- 6
- 9
- 42
- 33
- 66
- 14
- 10
- 32
- 12
- 41
- 43
- 17
- 16





Circuito de Madrid Jarama - RACE

División 2

2ª Carrera

Tiempos Parada en Pit

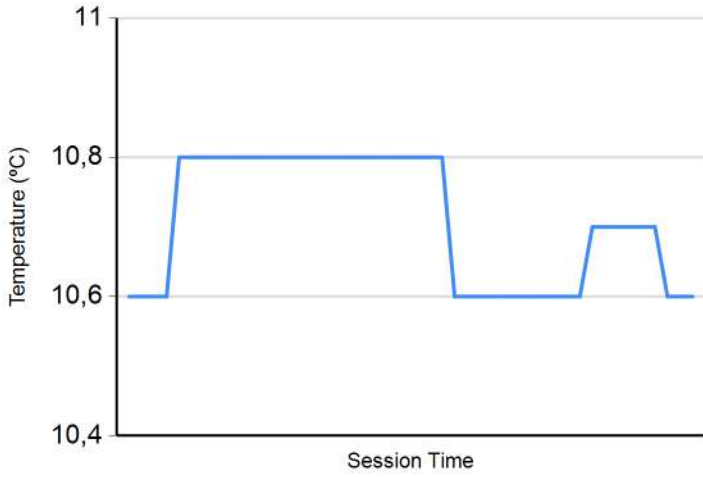
<u>Nº</u>	<u>Tiempo Día</u>	<u>Piloto</u>	<u>Concursante</u>	<u>Vehiculo</u>	<u>Cat</u>	<u>Tiempo Entrada</u>	<u>Nº Parada</u>	<u>Tiempo Pit</u>	<u>Handicap</u>
-----------	-------------------	---------------	--------------------	-----------------	------------	-----------------------	------------------	-------------------	-----------------



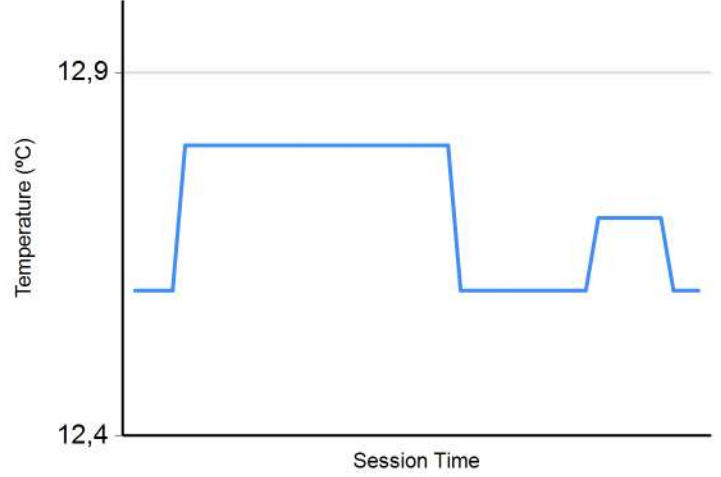


**Circuito de Madrid Jarama - RACE**  
**División 2**  
**2ª Carrera**  
**Informe Meteorológico**

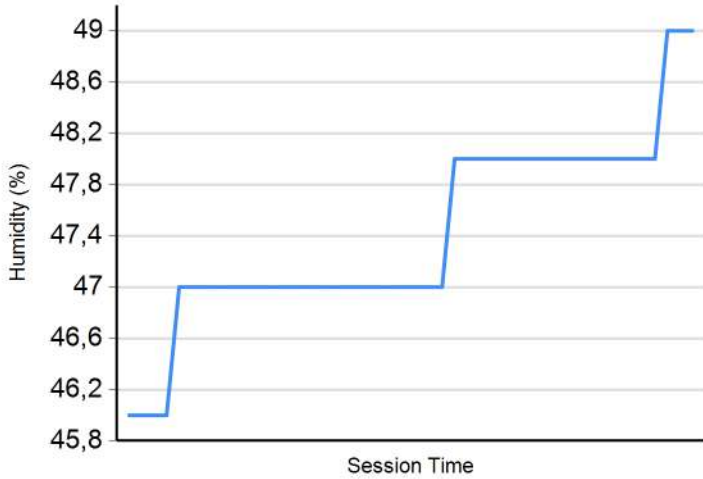
**Temperatura Aire**



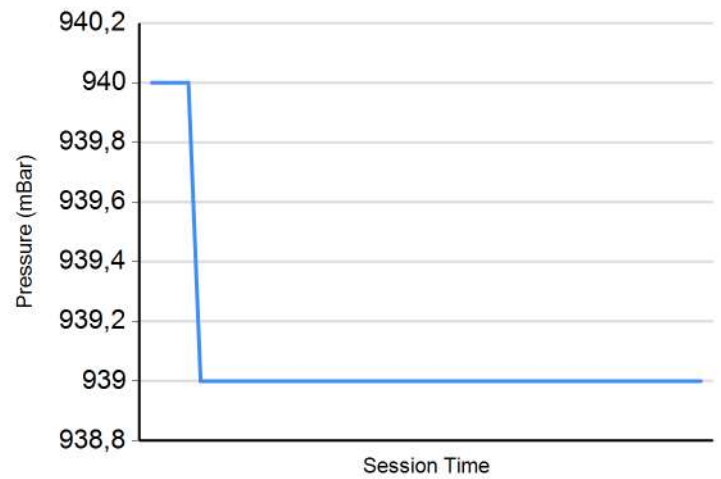
**Temperatura Pista**



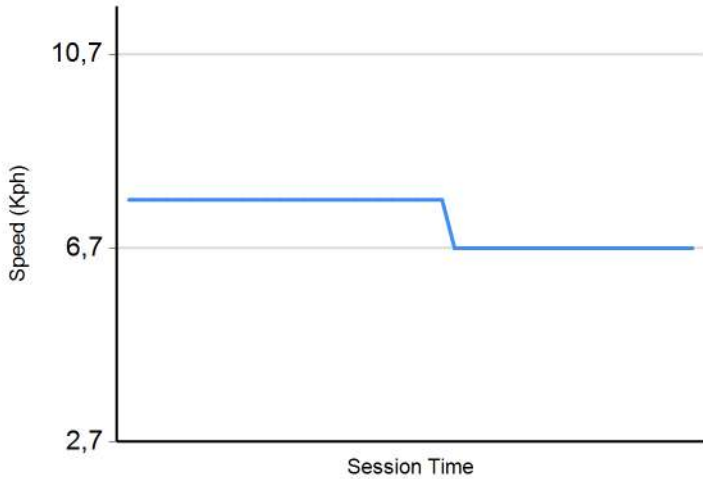
**Humedad**



**Presión**

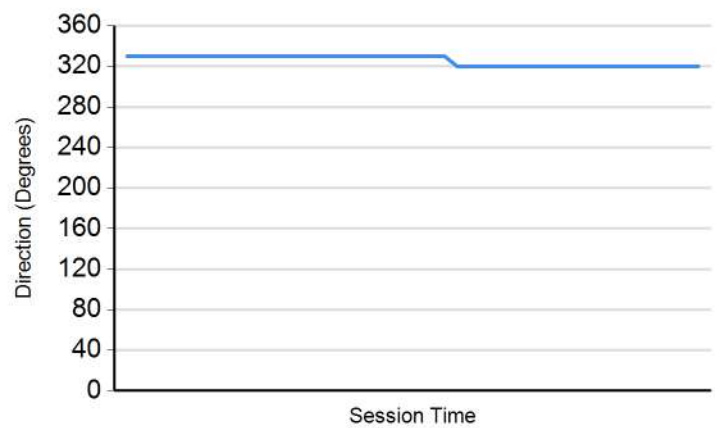


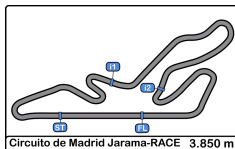
**Velocidad Viento**



**Dirección Viento**

North = 0°/360° Est = 90° South = 180° West = 270°





## Circuito de Madrid Jarama - RACE

División 2

2ª Carrera

Resultados Finales

Cls	Nº	Piloto	Concursante	Vehiculo	Cat	Cl	N.V.	Tiempo	Dif 1º	Dif Ant.	Km/h	V.R.	Tiempo	Km/h
1	6	Francisco Comendador Romero	C.D.E. DEYSCOM SPORT	SUBARU WRX	8	1	9	15:15.477			136.2	6	1:40.274	138.2
2	33	Juan Foo Gastañaga Martínez	A.D. DESGUACES LA TORRE	Seat Leon TCR v2 DSG	8	2	9	15:42.121	26.644	26.644	132.4	5	1:42.971	134.6
3	42	Lopez Anos - Rodriguez Sastre	R.A.C. CIRCUITO GUADALOPE	PORSCHE 968 CS	C-L	1	9	15:46.385	30.908	4.264	131.8	3	1:42.792	134.8
4	9	Ismael Arquero Saz	C.D.E. ULTIMA VUELTA	SEAT LEON	7	1	9	15:59.517	44.040	13.132	130.0	4	1:43.818	133.5
5	66	Jose Alberto Vila Sainz	C.D.E. NACIONAL -ONCE- DE CARRERA DE CAMIONES	PEUGEOT 207 RC	5	1	9	16:29.938	1:14.461	30.421	126.0	5	1:48.696	127.5
6	10	Juan Carlos Esteban Garcia	A.D. DESGUACES LA TORRE	SEAT LEON	7	2	9	16:30.448	1:14.971	0.510	125.9	8	1:45.219	131.7
7	14	Alfonso Sangrador Alvarez	LA RUINA RACING	HONDA CIVIC 1.6	5	2	9	16:30.545	1:15.068	0.097	125.9	7	1:48.753	127.4
8	32	Jesus Angel Llorente Ramiro	R A C E	VOLKSWAGEN GOLF GTI	8	3	9	17:07.747	1:52.270	37.202	121.3	3	1:51.476	124.3
9	12	Jesús Angel Morales Anguita	ESC. CERRO NEGRO	RENAULT CLIO CUP II	5	3	8	15:17.952	1 Vta	1 Vta	120.7	7	1:53.035	122.6
10	41	Diego Blanco Torrecilla	CLUB JARAMA SPORT	PORSCHE 928 2.7	C-L	2	8	15:30.239	1 Vta	12.287	119.1	4	1:53.789	121.8
11	43	Juan Carlos Zornilla Hierro	C.D.E. OUVREUR	PORSCHE 968 CS	C-L	3	8	15:30.508	1 Vta	0.269	119.1	4	1:53.753	121.8

No clasificados: (Requerimiento: 75% del numero de vueltas del lider = 7 Vueltas)

17	Antonio Castro Ortega	R A C E	PORSCHE 968 Turbo	C-L	4
16	Lucas Gonzalez-Anleo Polo	R A C E	PORSCHE 968 CS	C-L	5

Vta. rápida de Francisco Comendador Romero en 1:40.274 a 138.2 Km/h en la vuelta 6

### \* PENALIZACIONES

Penalizado con 20 segundos dorsal #10 según art. 14.2d rgvc

Publicada a las:.....

Temp. Pista: 12.6 °C Temp. Aire: 10.6 °C Humedad: 49 % Estado Pista: SECA

Comisarios Deportivos:

Director de Carrera:

Cronometrador: