XIX Campeonato RACE de Turismos

División 1

4ª Prueba

Circuito de Madrid Jarama-RACE

19 de noviembre de 2022

Results booklet

Provided by Cronococa S.L.
www.cronococa.com

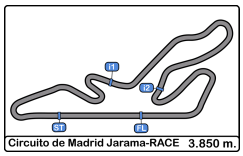

Circuito de Madrid Jarama - RACE
División 1
Entrenamiento Libre
Resultados Provisionales

Clas	Nº	Piloto	Concursante	Vehiculo	Cat	Clas	N.V.	V.R.	Tiempo	Dif 1º	Dif Ant.	Km/h
1	5	Alvaro Villanueva Capote	VSR eSports	BMW E36 325i	EN-3	1	9	7	1:55.296			120.2
2	26	Angel Lafuente Lopez	VSR eSports	BMW E36 325i	EN-3	2	7	6	1:56.495	1.199	1.199	118.9
3	9	Santiago Castilla Salinero	EFICAR TEAM	HYUNDAI GETZ 1.5 CRDi	3	1	4	3	1:58.634	3.338	2.139	116.8
4	16	Eduardo Alonso De Pablo	R A C E	HYUNDAI GETZ	3	2	4	3	1:58.899	3.603	0.265	116.5
5	12	Jorge Vila Sainz	C.D.E. NACIONAL -CNCC- DE CARRERA DE CAMIONES	HYUNDAI GETZ 1.5 CRDi	3	3	9	8	2:00.008	4.712	1.109	115.4
6	44	Stefano Bozzoni	C.D.E. ULTIMA VUELTA	BMW E36	EN-3	3	7	3	2:02.655	7.359	2.647	112.9
7	13	Roberto Felix Moreno Cortes	C.D.E. NACIONAL -CNCC- DE CARRERA DE CAMIONES	HYUNDAI GETZ 1.5 CRDi	3	4	10	7	2:04.027	8.731	1.372	111.7
8	25	Guillermo Del Moral Garcia	CLUB JARAMA SPORT	HYUNDAI ACCENT	2	1	8	7	2:04.309	9.013	0.282	111.4
9	4	Escolar Avarez - Vigara Tena	EFICAR TEAM	BMW E36 325i	EN-3	4	11	10	2:04.610	9.314	0.301	111.2
10	43	Christian Garcia Garcia	EFICAR TEAM	HONDA CIVIC 1.6	3	5	8	6	2:04.736	9.440	0.126	111.1
11	40	Julian Mazuecos Fernandez	A.D. CLEMENTE ARROYO	CITROEN SAXO VTS	JRS	1	9	7	2:05.380	10.084	0.644	110.5
12	7	Jaime Cela Talavera	RASANTE SPORT	CITROEN SAXO 1.6	3	6	10	8	2:05.554	10.258	0.174	110.3
13	41	Alexander Villanueva Brox	VSR eSports	CITROEN SAXO VTS	JRS	2	9	8	2:05.923	10.627	0.369	110.0
14	37	Alberto Lazaro Barrasa	C.D.E. ULTIMA VUELTA	CITROEN SAXO VTS	JRS	3	9	8	2:06.783	11.487	0.860	109.3
15	22	Javier Fraile Gonzalez	VSR eSports	CITROEN SAXO VTS	JRS	4	10	9	2:07.067	11.771	0.284	109.0
16	35	Oscar Montalvo Fabeiro	CLUB JARAMA SPORT	CITROEN SAXO VTS	JRS	5	9	6	2:07.387	12.091	0.320	108.8
17	27	Victor Garrido Gonzalez	CLUB JARAMA SPORT	SUZUKI SWIFT CUP	2	2	7	5	2:07.569	12.273	0.182	108.6
18	46	Deogracias Milan Cano	C.D.E. ULTIMA VUELTA	CITROEN SAXO VTS	JRS	6	9	8	2:08.302	13.006	0.733	108.0
19	34	Diego Villanueva Capote	VSR eSports	CITROEN SAXO VTS	JRS	7	8	4	2:08.472	13.176	0.170	107.8
20	6	Francisco Comendador Diaz-Maroto	C.D.E. DEYSCOM SPORT	CITROEN SAXO VTS	JRS	8	9	8	2:09.090	13.794	0.618	107.3
21	51	Adrian Martinez Pérez	ESCUDERIA CENTRO	CITROEN SAXO VTS	JRS	9	9	8	2:09.724	14.428	0.634	106.8
22	36	Miguel Angel Gonzalez Rol	C.D.E. ULTIMA VUELTA	CITROEN SAXO VTS	JRS	10	10	7	2:11.002	15.706	1.278	105.7
23	19	Adrian Martin Abraldes	CLUB JARAMA SPORT	HYUNDAI GETZ 1.5 CRDi	3	7	6	3	2:13.420	18.124	2.418	103.8
24	48	Carlota Villanueva Jimenez	VSR eSports	CITROEN SAXO VTS	JRS	11	8	6	2:14.085	18.789	0.665	103.3
25	39	Javier Parrilla Gonzalez	EFICAR TEAM	TOYOTA AYGO	2	3	10	9	2:16.735	21.439	2.650	101.3
26	21	Daniel Losada Iglesias	MOTORISMO MAGAZINE S.L.	TOYOTA AYGO	CKV	1	9	4	2:17.177	21.881	0.442	101.0
27	23	Miguel Gonzalez Manzaneque	PARADINAS MOTORSPORT	TOYOTA AYGO	CKV	2	10	9	2:17.220	21.924	0.043	101.0
28	29	Ruben Gonzalez Checa	C.D.E. ULTIMA VUELTA	TOYOTA AYGO	CKV	3	9	4	2:17.379	22.083	0.159	100.8
29	31	Alberto Gonzalez Checa	C.D.E. ULTIMA VUELTA	TOYOTA AYGO	2	4	8	4	2:17.662	22.366	0.283	100.6
30	49	Javier Conejero Gines	ESCUDERIA CIUDAD DE PLASENCIA	TOYOTA AYGO	2	5	10	9	2:17.911	22.615	0.249	100.4
31	20	Sergio Casalins Martinez	MOTORISMO MAGAZINE S.L.	TOYOTA AYGO	CKV	4	10	6	2:18.008	22.712	0.097	100.4
32	33	Gonzalez Suarez - Sainz Dochado	C.D.E. ULTIMA VUELTA	PEUGEOT 309 GTI	EN-2	1	8	8	2:18.406	23.110	0.398	100.1
33	8	Miguel Garcia Salazar	LA RUINA RACING	TOYOTA AYGO	2	6	8	8	2:19.781	24.485	1.375	99.1
34	45	Guillermo Paz De Sierra	RASANTE SPORT	TOYOTA AYGO	CKV	5	9	7	2:19.840	24.544	0.059	99.1
35	18	Oriol Gonzalez Morales	ESCUDERIA CENTRO	TOYOTA AYGO	2	7	8	5	2:22.194	26.898	2.354	97.4
36	42	Ignacio J. Leirana Castillo	IGNACIO J. LEIRANA CASTILLO	CITROEN SAXO	3	8	2	2	2:24.041	28.745	1.847	96.2
37	24	Ivan Lopez Gomez	CLUB JARAMA SPORT	SUZUKI SWIFT SPORT	2	8	5	4	2:31.202	35.906	7.161	91.6
38	14	Agustin Arce Pi	C.D.E. ULTIMA VUELTA	CITROEN SAXO VTS	JRS	12	2	2	2:31.430	36.134	0.228	91.5
39	47	Samuel Gomez Gomez	MOTORISMO MAGAZINE S.L.	TOYOTA AYGO	CKV	6	3	2	2:57.447	1:02.151	26.017	78.1

Publicada a las:.....

Temp. Pista: **10.4 °C** Temp. Aire: **8.4 °C** Humedad: **60 %** Estado Pista: **SECA**

Comisarios Deportivos:	Director de Carrera:	Cronometrador:

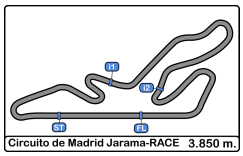

Circuito de Madrid Jarama - RACE

División 1

Entrenamiento Libre

Resultados Provisionales por Categoría

Clas	Nº	Piloto	Concursante	Vehiculo	Cat	Clas	N.V.	V.R.	Tiempo	Dif 1º	Dif Ant.	Km/h
		Campeonato RACE 'Categoría 2'										
1	25	Guillermo Del Moral Garcia	CLUB JARAMA SPORT	HYUNDAI ACCENT	2	1	8	7	2:04.309			111.4
2	27	Victor Garrido Gonzalez	CLUB JARAMA SPORT	SUZUKI SWIFT CUP	2	2	7	5	2:07.569	3.260	3.260	108.6
3	39	Javier Parrilla Gonzalez	EFICAR TEAM	TOYOTA AYGO	2	3	10	9	2:16.735	12.426	9.166	101.3
4	31	Alberto Gonzalez Checa	C.D.E. ULTIMA VUELTA	TOYOTA AYGO	2	4	8	4	2:17.662	13.353	0.927	100.6
5	49	Javier Conejero Gines	ESCUDERIA CIUDAD DE PLASENCIA	TOYOTA AYGO	2	5	10	9	2:17.911	13.602	0.249	100.4
6	8	Miguel Garcia Salazar	LA RUINA RACING	TOYOTA AYGO	2	6	8	8	2:19.781	15.472	1.870	99.1
7	18	Oriol Gonzalez Morales	ESCUDERIA CENTRO	TOYOTA AYGO	2	7	8	5	2:22.194	17.885	2.413	97.4
8	24	Ivan Lopez Gomez	CLUB JARAMA SPORT	SUZUKI SWIFT SPORT	2	8	5	4	2:31.202	26.893	9.008	91.6
		Campeonato RACE 'Categoría 3'										
1	9	Santiago Castilla Salinero	EFICAR TEAM	HYUNDAI GETZ 1.5 CRDi	3	1	4	3	1:58.634			116.8
2	16	Eduardo Alonso De Pablo	R A C E	HYUNDAI GETZ	3	2	4	3	1:58.899	0.265	0.265	116.5
3	12	Jorge Vila Sainz	C.D.E. NACIONAL -CNCC- DE CARRERA DE CAMIONES	HYUNDAI GETZ 1.5 CRDi	3	3	9	8	2:00.008	1.374	1.109	115.4
4	13	Roberto Felix Moreno Cortes	C.D.E. NACIONAL -CNCC- DE CARRERA DE CAMIONES	HYUNDAI GETZ 1.5 CRDi	3	4	10	7	2:04.027	5.393	4.019	111.7
5	43	Christian Garcia Garcia	EFICAR TEAM	HONDA CIVIC 1.6	3	5	8	6	2:04.736	6.102	0.709	111.1
6	7	Jaime Cela Talavera	RASANTE SPORT	CITROEN SAXO 1.6	3	6	10	8	2:05.554	6.920	0.818	110.3
7	19	Adrian Martin Abraldes	CLUB JARAMA SPORT	HYUNDAI GETZ 1.5 CRDi	3	7	6	3	2:13.420	14.786	7.866	103.8
8	42	Ignacio J. Leirana Castillo	IGNACIO J. LEIRANA CASTILLO	CITROEN SAXO	3	8	2	2	2:24.041	25.407	10.621	96.2
		Copa KOBE de velocidad										
1	21	Daniel Losada Iglesias	MOTORISMO MAGAZINE S.L.	TOYOTA AYGO	CKV	1	9	4	2:17.177			101.0
2	23	Miguel Gonzalez Manzaneque	PARADINAS MOTORSPORT	TOYOTA AYGO	CKV	2	10	9	2:17.220	0.043	0.043	101.0
3	29	Ruben Gonzalez Checa	C.D.E. ULTIMA VUELTA	TOYOTA AYGO	CKV	3	9	4	2:17.379	0.202	0.159	100.8
4	20	Sergio Casalins Martinez	MOTORISMO MAGAZINE S.L.	TOYOTA AYGO	CKV	4	10	6	2:18.008	0.831	0.629	100.4
5	45	Guillermo Paz De Sierra	RASANTE SPORT	TOYOTA AYGO	CKV	5	9	7	2:19.840	2.663	1.832	99.1
6	47	Samuel Gomez Gomez	MOTORISMO MAGAZINE S.L.	TOYOTA AYGO	CKV	6	3	2	2:57.447	40.270	37.607	78.1
		Campeonato RACE 'Categoría ENDURANCE TYPE Clase 2'										
1	33	Gonzalez Suarez - Sainz Dochado	C.D.E. ULTIMA VUELTA	PEUGEOT 309 GTI	EN-2	1	8	8	2:18.406			100.1
		Campeonato RACE 'Categoría ENDURANCE TYPE Clase 3'										
1	5	Alvaro Villanueva Capote	VSR eSports	BMW E36 325i	EN-3	1	9	7	1:55.296			120.2
2	26	Angel Lafuente Lopez	VSR eSports	BMW E36 325i	EN-3	2	7	6	1:56.495	1.199	1.199	118.9
3	44	Stefano Bozzoni	C.D.E. ULTIMA VUELTA	BMW E36	EN-3	3	7	3	2:02.655	7.359	6.160	112.9
4	4	Escolar Avarez - Vigara Tena	EFICAR TEAM	BMW E36 325i	EN-3	4	11	10	2:04.610	9.314	1.955	111.2
		Trofeo JARAMA-RACE SAXO										
1	40	Julian Mazuecos Fernandez	A.D. CLEMENTE ARROYO	CITROEN SAXO VTS	JRS	1	9	7	2:05.380			110.5
2	41	Alexander Villanueva Brox	VSR eSports	CITROEN SAXO VTS	JRS	2	9	8	2:05.923	0.543	0.543	110.0
3	37	Alberto Lazaro Barrasa	C.D.E. ULTIMA VUELTA	CITROEN SAXO VTS	JRS	3	9	8	2:06.783	1.403	0.860	109.3
4	22	Javier Fraile Gonzalez	VSR eSports	CITROEN SAXO VTS	JRS	4	10	9	2:07.067	1.687	0.284	109.0
5	35	Oscar Montalvo Fabeiro	CLUB JARAMA SPORT	CITROEN SAXO VTS	JRS	5	9	6	2:07.387	2.007	0.320	108.8
6	46	Deogracias Milan Cano	C.D.E. ULTIMA VUELTA	CITROEN SAXO VTS	JRS	6	9	8	2:08.302	2.922	0.915	108.0
7	34	Diego Villanueva Capote	VSR eSports	CITROEN SAXO VTS	JRS	7	8	4	2:08.472	3.092	0.170	107.8
8	6	Francisco Comendador Diaz-Maroto	C.D.E. DEYSCOM SPORT	CITROEN SAXO VTS	JRS	8	9	8	2:09.090	3.710	0.618	107.3
9	51	Adrian Martinez Pérez	ESCUDERIA CENTRO	CITROEN SAXO VTS	JRS	9	9	8	2:09.724	4.344	0.634	106.8
10	36	Miguel Angel Gonzalez Rol	C.D.E. ULTIMA VUELTA	CITROEN SAXO VTS	JRS	10	10	7	2:11.002	5.622	1.278	105.7
11	48	Carlota Villanueva Jimenez	VSR eSports	CITROEN SAXO VTS	JRS	11	8	6	2:14.085	8.705	3.083	103.3
12	14	Agustin Arce Pi	C.D.E. ULTIMA VUELTA	CITROEN SAXO VTS	JRS	12	2	2	2:31.430	26.050	17.345	91.5

Publicada a las:.....

Temp. Pista: **10.4 °C** Temp. Aire: **8.4 °C** Humedad: **60 %** Estado Pista: **SECA**

Comisarios Deportivos:	Director de Carrera:	Cronometrador:

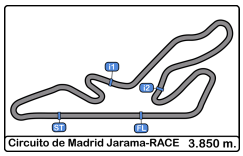

Circuito de Madrid Jarama - RACE

División 1

Entrenamiento Libre

Tiempos Por Vuelta

4 — Escolar Avarez - Vigara Tena — BMW E36 325i

EN-3 — EFICAR TEAM

Vta.	D	Tiempo	Sector 1	Sector 2	Sector 3	V. Max.	Elapsed
1		10:02:42.086	10:01:13.008	49.985	39.093	74.2	10:02:42.086
2		2:14.448	52.583	45.319	36.546	135.0	10:04:56.534
3		2:12.759	51.117	44.985	36.657	174.1	10:07:09.293
4		2:08.715	49.671	43.556	35.488	179.1	10:09:18.008
5		2:08.806	49.544	43.361	35.901	162.4	10:11:26.814
6		2:08.464	49.190	43.728	35.546	165.8	10:13:35.278
7		2:06.285	47.977	42.371	35.937	183.0	10:15:41.563
8		2:05.970	48.430	42.248	35.292	177.9	10:17:47.533
9		2:06.372	49.268	42.292	34.812	182.7	10:19:53.905
10		2:04.610	47.928	42.202	34.480	190.8	10:21:58.515
11		2:49.670	P 56.078	53.486	1:00.106	143.6	10:24:48.185

5 — Alvaro Villanueva Capote — BMW E36 325i

EN-3 — VSR eSports

Vta.	D	Tiempo	Sector 1	Sector 2	Sector 3	V. Max.	Elapsed
1		10:03:03.211	10:01:41.182	45.911	36.118	77.7	10:03:03.211
2		2:04.695	49.172	41.110	34.413	128.4	10:05:07.906
3		2:01.119	46.352	40.685	34.082	178.2	10:07:09.025
4		1:56.841	44.911	39.505	32.425	183.0	10:09:05.866
5		1:57.452	44.755	40.109	32.588	184.6	10:11:03.318
6		1:56.788	45.382	39.119	32.287	186.2	10:13:00.106
7		1:55.296	44.392	38.643	32.261	190.1	10:14:55.402
8		1:56.827	44.550	39.775	32.502	184.9	10:16:52.229
9		2:16.426	P 44.722	44.164	47.540	177.9	10:19:08.655

6 — Francisco Comendador Diaz-Maroto — CITROEN SAXO VTS

JRS — C.D.E. DEYSCOM SPORT

Vta.	D	Tiempo	Sector 1	Sector 2	Sector 3	V. Max.	Elapsed
1		10:04:19.481	10:02:42.082	54.953	42.446	59.8	10:04:19.481
2		2:21.463	56.641	46.529	38.293	123.8	10:06:40.944
3		2:29.786	P 53.437	48.463	47.886	164.1	10:09:10.730
4		4:15.794	2:53.356	44.758	37.680	81.0	10:13:26.524
5		2:10.910	49.732	43.937	37.241	171.9	10:15:37.434
6		2:12.911	49.589	46.280	37.042	171.9	10:17:50.345
7		2:10.216	49.823	43.565	36.828	173.6	10:20:00.561
8		2:09.090	49.612	43.229	36.249	171.9	10:22:09.651
9		2:40.042	P 49.672	49.628	1:00.742	171.9	10:24:49.693

7 — Jaime Cela Talavera — CITROEN SAXO 1.6

3 — RASANTE SPORT

Vta.	D	Tiempo	Sector 1	Sector 2	Sector 3	V. Max.	Elapsed
1		10:04:14.693	10:02:20.101	1:05.022	49.570	65.2	10:04:14.693
2		2:24.473	58.256	47.762	38.455	132.5	10:06:39.166
3		2:13.396	50.786	45.238	37.372	157.6	10:08:52.562
4		2:08.443	48.606	42.914	36.923	179.1	10:11:01.005
5		2:09.772	50.018	43.324	36.430	168.4	10:13:10.777
6		2:08.611	49.611	42.560	36.440	161.9	10:15:19.388
7		2:08.329	49.814	42.758	35.757	183.3	10:17:27.717
8		2:05.554	47.127	42.506	35.921	183.3	10:19:33.271
9		2:05.572	47.947	42.556	35.069	169.0	10:21:38.843
10		2:56.651	P 1:02.682	58.216	55.753	111.4	10:24:35.494

8 — Miguel Garcia Salazar — TOYOTA AYGO

2 — LA RUINA RACING

Vta.	D	Tiempo	Sector 1	Sector 2	Sector 3	V. Max.	Elapsed
1		10:04:10.076	10:02:35.797		10:04:10.076		10:04:10.076
2		2:23.746	54.162	48.996	40.588		10:06:33.822
3		2:21.726	53.472		3:02.314		10:08:55.548
4		2:23.594	54.013		5:25.908		10:11:19.142
5		2:21.255	52.844		7:47.163		10:13:40.397
6		2:20.254	52.610		10:07.417		10:16:00.651
7		2:23.186	52.639		12:30.603		10:18:23.837
8		2:19.781	52.825		14:50.384		10:20:43.618
9			1:01.683				

9 — Santiago Castilla Salinero — HYUNDAI GETZ 1.5 CRDi

3 — EFICAR TEAM

Vta.	D	Tiempo	Sector 1	Sector 2	Sector 3	V. Max.	Elapsed
1		10:08:16.222	10:06:57.651	43.663	34.908	74.2	10:08:16.222
2		2:00.313	46.417	40.682	33.214	180.6	10:10:16.535
3		1:58.634	45.499	40.221	32.914	185.2	10:12:15.169
4		2:24.399	P 49.584	47.723	47.092	187.8	10:14:39.568

12 — Jorge Vila Sainz — HYUNDAI GETZ 1.5 CRDi

3 C.D.E. NACIONAL -CNCC- DE CARRERA DE CA

Vta.	D	Tiempo	Sector 1	Sector 2	Sector 3	V. Max.	Elapsed
1		10:03:02.454	10:01:39.451	46.348	36.655	76.9	10:03:02.454
2		2:11.457	52.069	44.110	35.278	127.9	10:05:13.911
3		2:03.358	46.909	42.376	34.073	170.6	10:07:17.269
4		2:02.764	47.014	41.851	33.899	172.8	10:09:20.033
5		2:10.038	46.001	47.850	36.187	181.5	10:11:30.071
6		2:17.234	P 45.970	46.333	44.931	182.7	10:13:47.305
7		3:51.564	2:33.514	41.596	36.454	59.9	10:17:38.869
8		2:00.008	45.883	40.787	33.338	182.4	10:19:38.877
9		2:21.877	P 51.207	46.057	44.613	139.8	10:22:00.754

13 — Roberto Felix Moreno Cortes — HYUNDAI GETZ 1.5 CRDi

3 C.D.E. NACIONAL -CNCC- DE CARRERA DE CA

Vta.	D	Tiempo	Sector 1	Sector 2	Sector 3	V. Max.	Elapsed
1		10:03:11.528	10:01:28.551	1:02.223	40.754	69.7	10:03:11.528
2		2:24.224	57.272	49.867	37.085	143.0	10:05:35.752
3		2:09.579	49.694	44.097	35.788	167.4	10:07:45.331
4		2:08.433	49.631	43.513	35.289	164.6	10:09:53.764
5		2:10.301	49.611	45.196	35.494	174.4	10:12:04.065
6		2:07.578	49.775	42.234	35.569	175.0	10:14:11.643
7		2:04.027	47.739	41.762	34.526	174.1	10:16:15.670
8		2:05.083	47.431	42.375	35.277	171.1	10:18:20.753
9		2:05.447	48.520	42.326	34.601	171.7	10:20:26.200
10		2:50.203	P 1:02.453	55.294	52.456	108.8	10:23:16.403

14 — Agustin Arce Pi — CITROEN SAXO VTS

JRS — C.D.E. ULTIMA VUELTA

Vta.	D	Tiempo	Sector 1	Sector 2	Sector 3	V. Max.	Elapsed
1		10:03:54.792	10:02:20.336	52.603	41.853	68.8	10:03:54.792
2		2:31.430	P 57.985	49.169	44.276	140.6	10:06:26.222

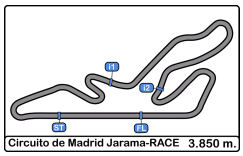

Circuito de Madrid Jarama - RACE
División 1
Entrenamiento Libre
Tiempos Por Vuelta

16 — Eduardo Alonso De Pablo — HYUNDAI GETZ
3 — R A C E

Vta.	D	Tiempo	Sector 1	Sector 2	Sector 3	V. Max.	Elapsed
1		10:05:52.322	10:04:24.810	49.505	38.007	61.1	10:05:52.322
2		2:09.219	51.770	43.569	33.880	140.4	10:08:01.541
3		1:58.899	45.132	40.316	33.451	185.2	10:10:00.440
4		2:16.038	P 46.054	43.117	46.867	188.4	10:12:16.478

18 — Oriol Gonzalez Morales — TOYOTA AYGO
2 — ESCUDERIA CENTRO

Vta.	D	Tiempo	Sector 1	Sector 2	Sector 3	V. Max.	Elapsed
1		10:06:37.418	10:05:06.617	50.323	40.478	68.4	10:06:37.418
2		2:23.614	55.127	48.623	39.864	122.1	10:09:01.032
3		2:26.028	57.061	49.274	39.693	132.6	10:11:27.060
4		2:23.106	55.162	48.626	39.318	123.5	10:13:50.166
5		2:22.194	53.610	48.804	39.780	150.0	10:16:12.360
6		2:23.852	55.726	48.499	39.627	125.1	10:18:36.212
7		2:23.038	54.779	48.457	39.802	148.5	10:20:59.250
8		2:55.659	P 1:02.938	50.995	1:01.726	121.8	10:23:54.909

19 — Adrian Martin Abraldes — HYUNDAI GETZ 1.5 CRDi
3 — CLUB JARAMA SPORT

Vta.	D	Tiempo	Sector 1	Sector 2	Sector 3	V. Max.	Elapsed
1		10:03:50.940	10:02:07.318	59.330	44.292	57.5	10:03:50.940
2		2:41.464	1:03.642	55.648	42.174	116.1	10:06:32.404
3		2:13.420	51.730	44.972	36.718	151.0	10:08:45.824
4		2:20.910	P 49.219	42.637	49.054	164.3	10:11:06.734
5		5:26.172	4:05.771	46.061	34.340	68.8	10:16:32.906
6		2:22.088	P 46.664	45.308	50.116	181.8	10:18:54.994

20 — Sergio Casalins Martinez — TOYOTA AYGO
CKV — MOTORISMO MAGAZINE S.L.

Vta.	D	Tiempo	Sector 1	Sector 2	Sector 3	V. Max.	Elapsed
1		10:02:44.467	10:01:15.180	50.296	38.991	68.7	10:02:44.467
2		2:19.222	53.031	48.050	38.141	151.4	10:05:03.689
3		2:18.251	52.512	47.934	37.805	151.4	10:07:21.940
4		2:18.478	52.990	47.507	37.981	154.0	10:09:40.418
5		2:34.909	55.042	56.660	43.207	154.0	10:12:15.327
6		2:18.008	51.821	47.706	38.481	154.5	10:14:33.335
7		2:35.552	54.109	57.745	43.698	154.5	10:17:08.887
8		2:22.738	52.806	50.375	39.557	152.7	10:19:31.625
9		2:18.478	52.733	47.662	38.083	151.2	10:21:50.103
10		2:53.163	P 55.784	56.408	1:00.971	150.0	10:24:43.266

21 — Daniel Losada Iglesias — TOYOTA AYGO
CKV — MOTORISMO MAGAZINE S.L.

Vta.	D	Tiempo	Sector 1	Sector 2	Sector 3	V. Max.	Elapsed
1		10:02:45.271	10:01:15.993	49.853	39.425	69.7	10:02:45.271
2		2:22.183	53.206	50.028	38.949	154.0	10:05:07.454
3		2:18.753	52.352	48.306	38.095	153.8	10:07:26.207
4		2:17.177	51.521	47.446	38.210	155.8	10:09:43.384
5		2:20.904	52.884	49.059	38.961	146.5	10:12:04.288
6		2:28.561	P 52.282	49.989	46.290	156.0	10:14:32.849
7		4:14.487	2:48.181	48.198	38.108	81.5	10:18:47.336
8		2:17.680	51.818	47.645	38.217	150.6	10:21:05.016
9		2:40.845	P 55.458	51.141	54.246	133.4	10:23:45.861

22 — Javier Fraile Gonzalez — CITROEN SAXO VTS
JRS — VSR eSports

Vta.	D	Tiempo	Sector 1	Sector 2	Sector 3	V. Max.	Elapsed
1		10:03:12.594	10:01:44.721	47.375	40.498	72.9	10:03:12.594
2		2:11.899	51.178	44.410	36.311	151.6	10:05:24.493
3		2:09.996	49.432	44.425	36.139	165.8	10:07:34.489
4		2:08.639	48.973	43.069	36.597	158.1	10:09:43.128
5		2:08.088	48.939	43.244	35.905	173.9	10:11:51.216
6		2:07.718	49.158	43.166	35.394	176.4	10:13:58.934
7		2:07.453	48.384	43.667	35.402	174.7	10:16:06.387
8		2:07.265	48.158	43.101	36.006	175.6	10:18:13.652
9		2:07.067	48.424	43.391	35.252	173.9	10:20:20.719
10		2:19.159	P 48.254	43.004	47.901	173.6	10:22:39.878

23 — Miguel Gonzalez Manzaneque — TOYOTA AYGO
CKV — PARADINAS MOTORSPORT

Vta.	D	Tiempo	Sector 1	Sector 2	Sector 3	V. Max.	Elapsed
1		10:02:46.535	10:01:13.371	54.522	38.642	70.2	10:02:46.535
2		2:19.916	52.890	48.420	38.606	155.1	10:05:06.451
3		2:18.668	52.494	47.823	38.351	153.8	10:07:25.119
4		2:17.691	51.954	47.485	38.252	156.7	10:09:42.810
5		2:18.720	51.838	48.054	38.828	154.7	10:12:01.530
6		2:24.573	55.613	50.631	38.329	155.8	10:14:26.103
7		2:30.988	54.720	58.065	38.203	154.5	10:16:57.091
8		2:17.880	51.877	47.952	38.051	157.2	10:19:14.971
9		2:17.220	51.723	47.522	37.975	154.0	10:21:32.191
10		2:36.666	P 53.083	48.423	55.160	154.0	10:24:08.857

24 — Ivan Lopez Gomez — SUZUKI SWIFT SPORT
2 — CLUB JARAMA SPORT

Vta.	D	Tiempo	Sector 1	Sector 2	Sector 3	V. Max.	Elapsed
1		10:05:43.869	P 10:03:29.960	1:12.043	1:01.866	73.7	10:05:43.869
2		6:08.682	4:37.552	48.798	42.332	60.1	10:11:52.551
3		2:45.152	1:03.220	59.076	42.856	115.0	10:14:37.703
4		2:31.202	59.003	50.885	41.314	104.8	10:17:08.905
5		2:47.394	P 58.331	53.386	55.677	109.0	10:19:56.299

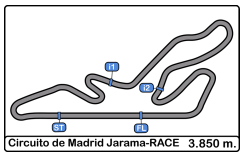

Circuito de Madrid Jarama - RACE
División 1
Entrenamiento Libre
Tiempos Por Vuelta

25 — Guillermo Del Moral Garcia — HYUNDAI ACCENT
2 — CLUB JARAMA SPORT

Vta.	D	Tiempo	Sector 1	Sector 2	Sector 3	V. Max.	Elapsed
1		10:03:29.325	10:02:02.638	50.249	36.438	82.5	10:03:29.325
2		2:21.071	P 49.825	44.562	46.684	167.7	10:05:50.396
3		4:04.076	2:45.343	43.545	35.188	83.2	10:09:54.472
4		2:07.119	48.613	43.803	34.703	176.1	10:12:01.591
5		2:04.717	47.308	42.607	34.802	175.0	10:14:06.308
6		2:05.387	47.325	42.692	35.370	175.0	10:16:11.695
7		2:04.309	47.321	42.450	34.538	177.9	10:18:16.004
8		2:30.059	P 49.542	50.485	50.032	174.7	10:20:46.063

26 — Angel Lafuente Lopez — BMW E36 325i
EN-3 — VSR eSports

Vta.	D	Tiempo	Sector 1	Sector 2	Sector 3	V. Max.	Elapsed
1		10:02:51.170	10:01:26.417	47.309	37.444	66.9	10:02:51.170
2		2:07.790	49.615	43.661	34.514	146.5	10:04:58.960
3		2:04.776	47.688	43.172	33.916	173.3	10:07:03.736
4		1:59.829	46.057	39.970	33.802	192.5	10:09:03.565
5		2:01.056	48.391	40.140	32.525	182.7	10:11:04.621
6		1:56.495	45.177	39.098	32.220	189.8	10:13:01.116
7		2:05.648	P 44.413	38.657	42.578	190.8	10:15:06.764

27 — Victor Garrido Gonzalez — SUZUKI SWIFT CUP
2 — CLUB JARAMA SPORT

Vta.	D	Tiempo	Sector 1	Sector 2	Sector 3	V. Max.	Elapsed
1		10:03:35.740	10:02:01.908	54.537	39.295	70.0	10:03:35.740
2		2:11.507	50.891	44.992	35.624	148.9	10:05:47.247
3		2:29.923	P 50.385	49.598	49.940	163.6	10:08:17.170
4		4:17.889	2:56.704	45.509	35.676	68.7	10:12:35.059
5		2:07.569	48.747	43.589	35.233	165.8	10:14:42.628
6		2:09.571	48.519	44.548	36.504	166.4	10:16:52.199
7		2:24.148	P 49.871	43.897	50.380	161.9	10:19:16.347

29 — Ruben Gonzalez Checa — TOYOTA AYGO
CKV — C.D.E. ULTIMA VUELTA

Vta.	D	Tiempo	Sector 1	Sector 2	Sector 3	V. Max.	Elapsed
1		10:02:30.829	10:01:02.317	49.505	39.007	67.5	10:02:30.829
2		2:19.441	52.993	47.894	38.554	149.3	10:04:50.270
3		2:23.684	54.461	50.835	38.388	155.1	10:07:13.954
4		2:17.379	52.133	47.367	37.879	155.3	10:09:31.333
5		2:17.969	51.950	47.456	38.563	153.6	10:11:49.302
6		2:32.669	P 53.075	50.139	49.455	155.1	10:14:21.971
7		5:06.667	3:40.335	47.999	38.333	67.2	10:19:28.638
8		2:17.871	52.300	47.289	38.282	151.4	10:21:46.509
9		2:53.633	P 57.534	56.746	59.353	122.1	10:24:40.142

31 — Alberto Gonzalez Checa — TOYOTA AYGO
2 — C.D.E. ULTIMA VUELTA

Vta.	D	Tiempo	Sector 1	Sector 2	Sector 3	V. Max.	Elapsed
1		10:02:31.170	10:01:02.942	49.553	38.675	69.4	10:02:31.170
2		2:19.304	53.025	48.055	38.224	150.2	10:04:50.474
3		2:21.884	53.366	50.542	37.976	153.8	10:07:12.358
4		2:17.662	51.791	48.075	37.796	152.9	10:09:30.020
5		2:18.705	52.270	47.968	38.467	151.6	10:11:48.725
6		2:29.334	P 53.007	49.260	47.067	151.8	10:14:18.059
7		5:47.399	4:20.377	49.051	37.971	74.9	10:20:05.458
8		2:33.142	P 51.895	49.038	52.209	151.6	10:22:38.600

33 — Gonzalez Suarez - Sainz Dochado — PEUGEOT 309 GTI
EN-2 — C.D.E. ULTIMA VUELTA

Vta.	D	Tiempo	Sector 1	Sector 2	Sector 3	V. Max.	Elapsed
1		10:03:12.538	10:01:39.438	52.325	40.775	72.0	10:03:12.538
2		2:21.657	54.765	47.550	39.342	140.4	10:05:34.195
3		2:29.408	P 53.227	47.009	49.172	156.9	10:08:03.603
4		4:07.498	2:39.236	49.518	38.744	77.3	10:12:11.101
5		2:21.134	53.319	49.233	38.582	160.9	10:14:32.235
6		2:18.834	52.582	47.516	38.736	164.3	10:16:51.069
7		2:18.949	53.762	46.526	38.661	162.4	10:19:10.018
8		2:18.406	54.424	45.893	38.089	154.9	10:21:28.424
9			54.715	48.190		142.2	

34 — Diego Villanueva Capote — CITROEN SAXO VTS
JRS — VSR eSports

Vta.	D	Tiempo	Sector 1	Sector 2	Sector 3	V. Max.	Elapsed
1		10:05:07.810	10:03:32.660	54.532	40.618	56.9	10:05:07.810
2		2:27.199	56.572	53.214	37.413	130.2	10:07:35.009
3		2:10.693	49.987	44.810	35.896	167.4	10:09:45.702
4		2:08.472	49.475	43.297	35.700	169.2	10:11:54.174
5		2:28.818	P 49.052	46.879	52.887	173.3	10:14:22.992
6		3:29.707	2:08.785	45.120	35.802	80.4	10:17:52.699
7		2:09.870	48.794	45.062	36.014	173.0	10:20:02.569
8		2:29.856	P 51.630	50.846	47.380	148.3	10:22:32.425

35 — Oscar Montalvo Fabeiro — CITROEN SAXO VTS
JRS — CLUB JARAMA SPORT

Vta.	D	Tiempo	Sector 1	Sector 2	Sector 3	V. Max.	Elapsed
1		10:03:55.866	10:02:32.561	46.299	37.006	66.2	10:03:55.866
2		2:11.487	50.404	44.334	36.749	147.7	10:06:07.353
3		2:09.428	49.465	43.578	36.385	173.0	10:08:16.781
4		2:17.900	P 48.887	43.851	45.162	174.7	10:10:34.681
5		3:29.492	2:10.356	43.422	35.714	78.3	10:14:04.173
6		2:07.387	48.482	43.184	35.721	174.4	10:16:11.560
7		2:08.494	48.632	43.782	36.080	177.6	10:18:20.054
8		2:10.443	49.012	45.209	36.222	175.0	10:20:30.497
9		2:24.242	P 55.144	45.116	43.982	128.5	10:22:54.739

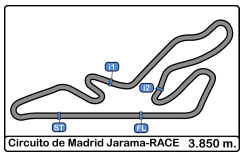

Circuito de Madrid Jarama - RACE
División 1
Entrenamiento Libre
Tiempos Por Vuelta

36 — Miguel Angel Gonzalez Rol — CITROEN SAXO VTS
JRS — C.D.E. ULTIMA VUELTA

Vta.	D	Tiempo	Sector 1	Sector 2	Sector 3	V. Max.	Elapsed
1		10:03:01.662	10:01:32.768	50.164	38.730	71.8	10:03:01.662
2		2:17.288	52.361	46.990	37.937	159.0	10:05:18.950
3		2:14.141	50.210	46.217	37.714	169.8	10:07:33.091
4		2:14.479	52.528	45.412	36.539	159.0	10:09:47.570
5		2:14.010	49.716	46.251	38.043	161.9	10:12:01.580
6		2:15.171	53.203	45.026	36.942	167.9	10:14:16.751
7		2:11.002	49.701	44.422	36.879	172.2	10:16:27.753
8		2:11.312	49.845	44.509	36.958	171.7	10:18:39.065
9		2:12.190	49.731	44.934	37.525	171.1	10:20:51.255
10	P	2:26.866	51.233	45.964	49.669	156.7	10:23:18.121

37 — Alberto Lazaro Barrasa — CITROEN SAXO VTS
JRS — C.D.E. ULTIMA VUELTA

Vta.	D	Tiempo	Sector 1	Sector 2	Sector 3	V. Max.	Elapsed
1		10:03:36.646	10:02:15.037	45.217	36.392	72.8	10:03:36.646
2		2:07.536	48.784	43.164	35.588	175.0	10:05:44.182
3		2:08.611	49.717	43.211	35.683	176.4	10:07:52.793
4		2:07.562	48.953	43.124	35.485	174.7	10:10:00.355
5	P	2:25.138	48.528	44.284	52.326	176.7	10:12:25.493
6		5:16.905	3:57.663	43.632	35.610	54.7	10:17:42.398
7		2:06.818	48.578	42.925	35.315	175.3	10:19:49.216
8		2:06.783	48.454	42.985	35.344	173.9	10:21:55.999
9	P	2:48.994	56.406	53.674	58.914	152.1	10:24:44.993

39 — Javier Parrilla Gonzalez — TOYOTA AYGO
2 — EFICAR TEAM

Vta.	D	Tiempo	Sector 1	Sector 2	Sector 3	V. Max.	Elapsed
1		10:03:07.014	10:01:40.297	48.267	38.450	72.9	10:03:07.014
2		2:17.623	51.977	47.646	38.000	153.4	10:05:24.637
3		2:17.963	52.236	47.649	38.078	155.8	10:07:42.600
4		2:19.752	53.914	47.670	38.168	154.0	10:10:02.352
5		2:16.933	51.418	47.623	37.892	156.7	10:12:19.285
6		2:17.815	51.683	47.548	38.584	155.6	10:14:37.100
7		2:18.964	51.550	48.762	38.652	156.7	10:16:56.064
8		2:20.082	54.106	47.771	38.205	156.0	10:19:16.146
9		2:16.735	51.509	47.126	38.100	154.2	10:21:32.881
10	P	2:38.905	52.799	48.685	57.421	155.1	10:24:11.786

40 — Julian Mazuecos Fernandez — CITROEN SAXO VTS
JRS — A.D. CLEMENTE ARROYO

Vta.	D	Tiempo	Sector 1	Sector 2	Sector 3	V. Max.	Elapsed
1		10:04:22.330	10:03:02.718	43.845	35.767	78.3	10:04:22.330
2		2:06.623	48.109	43.086	35.428	176.4	10:06:28.953
3		2:07.523	47.854	42.648	37.021	176.4	10:08:36.476
4		2:06.014	48.005	42.655	35.354	176.7	10:10:42.490
5	P	2:14.760	48.491	43.348	42.921	177.0	10:12:57.250
6		4:35.550	3:17.396	42.875	35.279	80.0	10:17:32.800
7		2:05.380	47.637	42.779	34.964	178.2	10:19:38.180
8		2:24.459	54.509	52.349	37.601	177.3	10:22:02.639
9	P	2:33.924	50.062	47.683	56.179	175.6	10:24:36.563

41 — Alexander Villanueva Brox — CITROEN SAXO VTS
JRS — VSR eSports

Vta.	D	Tiempo	Sector 1	Sector 2	Sector 3	V. Max.	Elapsed
1		10:03:17.732	10:01:51.345	48.504	37.883	71.2	10:03:17.732
2		2:09.571	50.467	43.612	35.492	166.1	10:05:27.303
3		2:06.913	48.657	42.886	35.370	176.4	10:07:34.216
4	P	2:15.774	48.446	42.852	44.476	176.4	10:09:49.990
5		5:09.555	3:48.105	43.289	38.161	90.3	10:14:59.545
6		2:07.029	48.748	42.928	35.353	173.3	10:17:06.574
7		2:05.942	48.081	42.686	35.175	175.3	10:19:12.516
8		2:05.923	48.121	42.724	35.078	175.0	10:21:18.439
9	P	2:31.247	48.378	49.688	53.181	173.6	10:23:49.686

42 — Ignacio J. Leirana Castillo — CITROEN SAXO SPORT
3 — IGNACIO J. LEIRANA CASTILLO

Vta.	D	Tiempo	Sector 1	Sector 2	Sector 3	V. Max.	Elapsed
1		10:02:55.800	10:01:30.083	49.007	36.710	70.6	10:02:55.800
2	P	2:24.041	49.719	45.422	48.900	148.3	10:05:19.841

43 — Christian Garcia Garcia — HONDA CIVIC 1.6
3 — EFICAR TEAM

Vta.	D	Tiempo	Sector 1	Sector 2	Sector 3	V. Max.	Elapsed
1		10:04:29.861	10:03:02.836	48.713	38.312	76.0	10:04:29.861
2		2:16.525	53.360	45.355	37.810	134.6	10:06:46.386
3		2:17.580	52.082	46.603	38.895	128.4	10:09:03.966
4		2:08.106	49.380	42.319	36.407	140.6	10:11:12.072
5		2:05.648	48.034	42.010	35.604	168.2	10:13:17.720
6		2:04.736	47.996	41.407	35.333	170.0	10:15:22.456
7		2:06.257	48.987	41.384	35.886	154.0	10:17:28.713
8	P	2:18.036	47.524	42.473	48.039	174.4	10:19:46.749

44 — Stefano Bozzoni — BMW E36
EN-3 — C.D.E. ULTIMA VUELTA

Vta.	D	Tiempo	Sector 1	Sector 2	Sector 3	V. Max.	Elapsed
1		10:10:55.107	10:09:26.402	49.166	39.539	79.5	10:10:55.107
2		2:15.693	57.274	42.497	35.922	121.3	10:13:10.800
3		2:02.655	47.480	40.862	34.313	177.6	10:15:13.455
4		2:10.512	53.463	41.701	35.348	191.1	10:17:23.967
5		2:04.312	47.801	41.792	34.719	189.1	10:19:28.279
6		2:03.472	47.509	40.729	35.234	189.1	10:21:31.751
7	P	2:19.107	47.192	41.460	50.455	188.4	10:23:50.858

45 — Guillermo Paz De Sierra — TOYOTA AYGO
CKV — RASANTE SPORT

Vta.	D	Tiempo	Sector 1	Sector 2	Sector 3	V. Max.	Elapsed
1		10:04:48.698	10:03:20.141	49.014	39.543	66.9	10:04:48.698
2		2:27.963	56.178	52.107	39.678	150.4	10:07:16.661
3		2:22.623	53.743	50.089	38.791	154.2	10:09:39.284
4		2:21.971	54.463	48.586	38.922	152.3	10:12:01.255
5		2:22.086	54.911	48.654	38.521	153.8	10:14:23.341
6		2:24.018	55.878	48.854	39.286	152.1	10:16:47.359
7		2:19.840	52.945	48.314	38.581	154.0	10:19:07.199
8		2:20.698	53.322	48.393	38.983	151.6	10:21:27.897
9	P	2:32.804	54.230	48.218	50.356	150.6	10:24:00.701

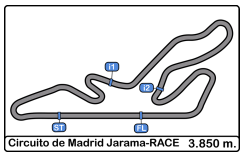

Circuito de Madrid Jarama - RACE

División 1

Entrenamiento Libre

Tiempos Por Vuelta

46 — Deogracias Milan Cano — CITROEN SAXO VTS

JRS — C.D.E. ULTIMA VUELTA

Vta.	D	Tiempo	Sector 1	Sector 2	Sector 3	V. Max.	Elapsed
1		10:03:55.345	10:02:21.014	51.799	42.532	80.5	10:03:55.345
2		2:19.037	56.322	45.785	36.930	136.7	10:06:14.382
3		2:08.427	48.624	43.622	36.181	171.4	10:08:22.809
4		2:23.348	P 48.881	43.296	51.171	171.7	10:10:46.157
5		3:49.563	2:29.504		4:40.734	80.7	10:14:35.720
6		2:09.163	49.387	43.707	36.069	174.4	10:16:44.883
7		2:09.974	48.828	44.003	37.143	171.7	10:18:54.857
8		2:08.302	48.564		2:45.445	171.7	10:21:03.159
9		2:56.209	P 1:00.147	57.763	58.299	117.3	10:23:59.368

47 — Samuel Gomez Gomez — TOYOTA AYGO

CKV — MOTORISMO MAGAZINE S.L.

Vta.	D	Tiempo	Sector 1	Sector 2	Sector 3	V. Max.	Elapsed
1		10:03:43.828	10:02:15.040	49.245	39.543	66.6	10:03:43.828
2		2:57.447	P 54.957	1:00.321	1:02.169	143.4	10:06:41.275
3		6:26.115	P 4:27.677	1:00.008	58.430	76.5	10:13:07.390

48 — Carlota Villanueva Jimenez — CITROEN SAXO VTS

JRS — VSR eSports

Vta.	D	Tiempo	Sector 1	Sector 2	Sector 3	V. Max.	Elapsed
1		10:03:23.506	10:01:53.749	50.490	39.267	69.3	10:03:23.506
2		2:18.752	52.308	47.634	38.810	152.5	10:05:42.258
3		2:24.725	P 51.820	46.656	46.249	169.5	10:08:06.983
4		4:05.528	2:40.293	47.916	37.319	73.5	10:12:12.511
5		2:14.268	50.395	46.612	37.261	169.2	10:14:26.779
6		2:14.085	50.514	46.424	37.147	168.7	10:16:40.864
7		2:14.757	49.903	46.497	38.357	173.0	10:18:55.621
8		2:30.306	P 50.065	51.084	49.157	170.0	10:21:25.927

49 — Javier Conejero Gines — TOYOTA AYGO

2 — ESCUDERIA CIUDAD DE PLASENCIA

Vta.	D	Tiempo	Sector 1	Sector 2	Sector 3	V. Max.	Elapsed
1		10:02:32.383	10:01:04.563	48.863	38.957	61.3	10:02:32.383
2		2:19.317	53.006	47.944	38.367	151.6	10:04:51.700
3		2:23.198	53.805	50.738	38.655	153.1	10:07:14.898
4		2:18.193	52.461	47.498	38.234	154.2	10:09:33.091
5		2:20.494	52.445	47.824	40.225	152.7	10:11:53.585
6		2:19.540	52.751	47.926	38.863	150.8	10:14:13.125
7		2:18.444	52.358	47.839	38.247	153.1	10:16:31.569
8		2:18.627	52.400	47.704	38.523	152.5	10:18:50.196
9		2:17.911	52.184	47.449	38.278	151.2	10:21:08.107
10		2:39.970	P 55.466	50.084	54.420	143.0	10:23:48.077

51 — Adrian Martinez Pérez — CITROEN SAXO VTS

JRS — ESCUDERIA CENTRO

Vta.	D	Tiempo	Sector 1	Sector 2	Sector 3	V. Max.	Elapsed
1		10:02:52.155	10:01:21.052	51.166	39.937	65.8	10:02:52.155
2		2:18.637	52.752	47.367	38.518	140.8	10:05:10.792
3		2:13.046	51.204	45.402	36.440	158.1	10:07:23.838
4		2:20.651	P 49.893	46.009	44.749	172.5	10:09:44.489
5		4:42.881	3:20.865	45.949	36.067	80.4	10:14:27.370
6		2:11.862	50.572	45.135	36.155	174.1	10:16:39.232
7		2:10.711	50.056	44.227	36.428	171.9	10:18:49.943
8		2:09.724	49.641	44.072	36.011	170.3	10:20:59.667
9		2:43.206	P 59.214	51.093	52.899	129.4	10:23:42.873

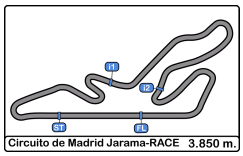

Circuito de Madrid Jarama - RACE

División 1

Entrenamiento Libre

Mejores Sectores

	Sector - 1			Sector - 2			Sector - 3			Vuelta Ideal vs Mejor Vuelta					
Clas	Nº	Piloto	Tiempo	Nº	Piloto	Tiempo	Nº	Piloto	Tiempo	Clas	Nº	Piloto	Vta. Ideal	Mejor Vta.	Clas
1	5	Alvaro Villanueva Capote	44.392	5	Alvaro Villanueva Capote	38.643	26	Angel Lafuente Lopez	32.220	1	26	Angel Lafuente Lopez	1:55.290	1:56.495	2
2	26	Angel Lafuente Lopez	44.413	26	Angel Lafuente Lopez	38.657	5	Alvaro Villanueva Capote	32.261	2	5	Alvaro Villanueva Capote	1:55.296	1:55.296	1
3	16	Eduardo Alonso De Pablo	45.132	9	Santiago Castilla Salinero	40.221	9	Santiago Castilla Salinero	32.914	3	9	Santiago Castilla Salinero	1:58.634	1:58.634	3
4	9	Santiago Castilla Salinero	45.499	16	Eduardo Alonso De Pablo	40.316	12	Jorge Vila Sainz	33.338	4	16	Eduardo Alonso De Pablo	1:58.899	1:58.899	4
5	12	Jorge Vila Sainz	45.883	44	Stefano Bozzoni	40.729	16	Eduardo Alonso De Pablo	33.451	5	12	Jorge Vila Sainz	2:00.008	2:00.008	5
6	19	Adrian Martin Abraldes	46.664	12	Jorge Vila Sainz	40.787	44	Stefano Bozzoni	34.313	6	44	Stefano Bozzoni	2:02.234	2:02.655	6
7	7	Jaime Cela Talavera	47.127	43	Christian Garcia Garcia	41.384	19	Adrian Martin Abraldes	34.340	7	19	Adrian Martin Abraldes	2:03.641	2:13.420	23
8	44	Stefano Bozzoni	47.192	13	Roberto Felix Moreno Cortes	41.762	4	Escolar Avarez - Vigara Tena	34.480	8	13	Roberto Felix Moreno Cortes	2:03.719	2:04.027	7
9	25	Guillermo Del Moral Garcia	47.308	4	Escolar Avarez - Vigara Tena	42.202	13	Roberto Felix Moreno Cortes	34.526	9	43	Christian Garcia Garcia	2:04.241	2:04.736	10
10	13	Roberto Felix Moreno Cortes	47.431	25	Guillermo Del Moral Garcia	42.450	25	Guillermo Del Moral Garcia	34.538	10	25	Guillermo Del Moral Garcia	2:04.296	2:04.309	8
11	43	Christian Garcia Garcia	47.524	7	Jaime Cela Talavera	42.506	40	Julian Mazuecos Fernandez	34.964	11	4	Escolar Avarez - Vigara Tena	2:04.610	2:04.610	9
12	40	Julian Mazuecos Fernandez	47.637	19	Adrian Martin Abraldes	42.637	7	Jaime Cela Talavera	35.069	12	7	Jaime Cela Talavera	2:04.702	2:05.554	12
13	4	Escolar Avarez - Vigara Tena	47.928	40	Julian Mazuecos Fernandez	42.648	41	Alexander Villanueva Brox	35.078	13	40	Julian Mazuecos Fernandez	2:05.249	2:05.380	11
14	41	Alexander Villanueva Brox	48.081	41	Alexander Villanueva Brox	42.686	27	Victor Garrido Gonzalez	35.233	14	41	Alexander Villanueva Brox	2:05.845	2:05.923	13
15	22	Javier Fraile Gonzalez	48.158	37	Alberto Lazaro Barrasa	42.925	22	Javier Fraile Gonzalez	35.252	15	22	Javier Fraile Gonzalez	2:06.414	2:07.067	15
16	37	Alberto Lazaro Barrasa	48.454	22	Javier Fraile Gonzalez	43.004	37	Alberto Lazaro Barrasa	35.315	16	37	Alberto Lazaro Barrasa	2:06.694	2:06.783	14
17	35	Oscar Montalvo Fabeiro	48.482	35	Oscar Montalvo Fabeiro	43.184	43	Christian Garcia Garcia	35.333	17	27	Victor Garrido Gonzalez	2:07.341	2:07.569	17
18	27	Victor Garrido Gonzalez	48.519	6	Francisco Comendador Diaz-Maroto	43.229	34	Diego Villanueva Capote	35.700	18	35	Oscar Montalvo Fabeiro	2:07.380	2:07.387	16
19	46	Deogracias Milan Cano	48.564	46	Deogracias Milan Cano	43.296	35	Oscar Montalvo Fabeiro	35.714	19	34	Diego Villanueva Capote	2:07.791	2:08.472	19
20	34	Diego Villanueva Capote	48.794	34	Diego Villanueva Capote	43.297	51	Adrian Martinez Pérez	36.011	20	46	Deogracias Milan Cano	2:07.929	2:08.302	18
21	6	Francisco Comendador Diaz-Maroto	49.589	27	Victor Garrido Gonzalez	43.589	46	Deogracias Milan Cano	36.069	21	6	Francisco Comendador Diaz-Maroto	2:09.067	2:09.090	20
22	51	Adrian Martinez Pérez	49.641	51	Adrian Martinez Pérez	44.072	6	Francisco Comendador Diaz-Maroto	36.249	22	51	Adrian Martinez Pérez	2:09.724	2:09.724	21
23	36	Miguel Angel Gonzalez Rol	49.701	36	Miguel Angel Gonzalez Rol	44.422	36	Miguel Angel Gonzalez Rol	36.539	23	36	Miguel Angel Gonzalez Rol	2:10.662	2:11.002	22
24	42	Ignacio J. Leirana Castillo	49.719	42	Ignacio J. Leirana Castillo	45.422	42	Ignacio J. Leirana Castillo	36.710	24	42	Ignacio J. Leirana Castillo	2:11.851	2:24.041	36
25	48	Carlota Villanueva Jimenez	49.903	33	Gonzalez Suarez - Sainz Dochado	45.893	48	Carlota Villanueva Jimenez	37.147	25	48	Carlota Villanueva Jimenez	2:13.474	2:14.085	24
26	39	Javier Parrilla Gonzalez	51.418	48	Carlota Villanueva Jimenez	46.424	31	Alberto Gonzalez Checa	37.796	26	39	Javier Parrilla Gonzalez	2:16.436	2:16.735	25
27	21	Daniel Losada Iglesias	51.521	39	Javier Parrilla Gonzalez	47.126	20	Sergio Casalins Martinez	37.805	27	33	Gonzalez Suarez - Sainz Dochado	2:16.564	2:18.406	32
28	23	Miguel Gonzalez Manzaneque	51.723	29	Ruben Gonzalez Checa	47.289	29	Ruben Gonzalez Checa	37.879	28	21	Daniel Losada Iglesias	2:17.062	2:17.177	26
29	31	Alberto Gonzalez Checa	51.791	21	Daniel Losada Iglesias	47.446	39	Javier Parrilla Gonzalez	37.892	29	29	Ruben Gonzalez Checa	2:17.118	2:17.379	28
30	20	Sergio Casalins Martinez	51.821	49	Javier Conejero Gines	47.449	23	Miguel Gonzalez Manzaneque	37.975	30	20	Sergio Casalins Martinez	2:17.133	2:18.008	31
31	29	Ruben Gonzalez Checa	51.950	23	Miguel Gonzalez Manzaneque	47.485	33	Gonzalez Suarez - Sainz Dochado	38.089	31	23	Miguel Gonzalez Manzaneque	2:17.183	2:17.220	27
32	49	Javier Conejero Gines	52.184	20	Sergio Casalins Martinez	47.507	21	Daniel Losada Iglesias	38.095	32	31	Alberto Gonzalez Checa	2:17.555	2:17.662	29
33	33	Gonzalez Suarez - Sainz Dochado	52.582	31	Alberto Gonzalez Checa	47.968	49	Javier Conejero Gines	38.234	33	49	Javier Conejero Gines	2:17.867	2:17.911	30
34	8	Miguel Garcia Salazar	52.610	45	Guillermo Paz De Sierra	48.218	45	Guillermo Paz De Sierra	38.521	34	45	Guillermo Paz De Sierra	2:19.684	2:19.840	34
35	45	Guillermo Paz De Sierra	52.945	18	Oriol Gonzalez Morales	48.457	18	Oriol Gonzalez Morales	39.318	35	18	Oriol Gonzalez Morales	2:21.385	2:22.194	35
36	18	Oriol Gonzalez Morales	53.610	24	Ivan Lopez Gomez	48.798	47	Samuel Gomez Gomez	39.543	36	8	Miguel Garcia Salazar	2:22.194	2:19.781	33
37	47	Samuel Gomez Gomez	54.957	8	Miguel Garcia Salazar	48.996	8	Miguel Garcia Salazar	40.588	37	47	Samuel Gomez Gomez	2:23.745	2:57.447	39
38	14	Agustin Arce Pi	57.985	14	Agustin Arce Pi	49.169	24	Ivan Lopez Gomez	41.314	38	24	Ivan Lopez Gomez	2:28.443	2:31.202	37
39	24	Ivan Lopez Gomez	58.331	47	Samuel Gomez Gomez	49.245	14	Agustin Arce Pi	41.853	39	14	Agustin Arce Pi	2:29.007	2:31.430	38

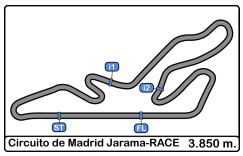

Circuito de Madrid Jarama - RACE

División 1

Entrenamiento Libre

5 Mejores Tiempos

						Mejor 1		Mejor 2		Mejor 3		Mejor 4		Mejor 5	
Clas	**Nº**	**Piloto**	**Concursante**	**Vehiculo**	**Cat**	**Tiempo**	**Vta.**	**Tiempo**	**Vta.**	**Tiempo**	**Vta.**	**Tiempo**	**Vta.**	**Tiempo**	**Vta.**
1	**5**	Alvaro Villanueva Capote	VSR eSports	BMW E36 325i	EN-3	**1:55.296**	7	1:56.788	6	1:56.827	8	1:56.841	4	1:57.452	5
2	**26**	Angel Lafuente Lopez	VSR eSports	BMW E36 325i	EN-3	**1:56.495**	6	1:59.829	4	2:01.056	5	2:04.776	3	2:05.648	7
3	**9**	Santiago Castilla Salinero	EFICAR TEAM	HYUNDAI GETZ 1.5 CRDi	3	**1:58.634**	3	2:00.313	2	2:24.399	4				
4	**16**	Eduardo Alonso De Pablo	R A C E	HYUNDAI GETZ	3	**1:58.899**	3	2:09.219	2	2:16.038	4				
5	**12**	Jorge Vila Sainz	C.D.E. NACIONAL -CNCC- DE CARRERA DE CAMIONES	HYUNDAI GETZ 1.5 CRDi	3	**2:00.008**	8	2:02.764	4	2:03.358	3	2:10.038	5	2:11.457	2
6	**44**	Stefano Bozzoni	C.D.E. ULTIMA VUELTA	BMW E36	EN-3	**2:02.655**	3	2:03.472	6	2:04.312	5	2:10.512	4	2:15.693	2
7	**13**	Roberto Felix Moreno Cortes	C.D.E. NACIONAL -CNCC- DE CARRERA DE CAMIONES	HYUNDAI GETZ 1.5 CRDi	3	**2:04.027**	7	2:05.083	8	2:05.447	9	2:07.578	6	2:08.433	4
8	**25**	Guillermo Del Moral Garcia	CLUB JARAMA SPORT	HYUNDAI ACCENT	2	**2:04.309**	7	2:04.717	5	2:05.387	6	2:07.119	4	2:21.071	2
9	**4**	Escolar Avarez - Vigara Tena	EFICAR TEAM	BMW E36 325i	EN-3	**2:04.610**	10	2:05.970	8	2:06.285	7	2:06.372	9	2:08.464	6
10	**43**	Christian Garcia Garcia	EFICAR TEAM	HONDA CIVIC 1.6	3	**2:04.736**	6	2:05.648	5	2:06.257	7	2:08.106	4	2:16.525	2
11	**40**	Julian Mazuecos Fernandez	A.D. CLEMENTE ARROYO	CITROEN SAXO VTS	JRS	**2:05.380**	7	2:06.014	4	2:06.623	2	2:07.523	3	2:14.760	5
12	**7**	Jaime Cela Talavera	RASANTE SPORT	CITROEN SAXO 1.6	3	**2:05.554**	8	2:05.572	9	2:08.329	7	2:08.443	4	2:08.611	6
13	**41**	Alexander Villanueva Brox	VSR eSports	CITROEN SAXO VTS	JRS	**2:05.923**	8	2:05.942	7	2:06.913	3	2:07.029	6	2:09.571	2
14	**37**	Alberto Lazaro Barrasa	C.D.E. ULTIMA VUELTA	CITROEN SAXO VTS	JRS	**2:06.783**	8	2:06.818	7	2:07.536	2	2:07.562	4	2:08.611	3
15	**22**	Javier Fraile Gonzalez	VSR eSports	CITROEN SAXO VTS	JRS	**2:07.067**	9	2:07.265	8	2:07.453	7	2:07.718	6	2:08.088	5
16	**35**	Oscar Montalvo Fabeiro	CLUB JARAMA SPORT	CITROEN SAXO VTS	JRS	**2:07.387**	6	2:08.494	7	2:09.428	3	2:10.443	8	2:11.487	2
17	**27**	Victor Garrido Gonzalez	CLUB JARAMA SPORT	SUZUKI SWIFT CUP	2	**2:07.569**	5	2:09.571	6	2:11.507	2	2:24.148	7	2:29.923	3
18	**46**	Deogracias Milan Cano	C.D.E. ULTIMA VUELTA	CITROEN SAXO VTS	JRS	**2:08.302**	8	2:08.427	3	2:09.163	6	2:09.974	7	2:19.037	2
19	**34**	Diego Villanueva Capote	VSR eSports	CITROEN SAXO VTS	JRS	**2:08.472**	4	2:09.870	7	2:10.693	3	2:27.199	2	2:28.818	5
20	**6**	Francisco Comendador Diaz-Maroto	C.D.E. DEYSCOM SPORT	CITROEN SAXO VTS	JRS	**2:09.090**	8	2:10.216	7	2:10.910	5	2:12.911	6	2:21.463	2
21	**51**	Adrian Martinez Pérez	ESCUDERIA CENTRO	CITROEN SAXO VTS	JRS	**2:09.724**	8	2:10.711	7	2:11.862	6	2:13.046	3	2:18.637	2
22	**36**	Miguel Angel Gonzalez Rol	C.D.E. ULTIMA VUELTA	CITROEN SAXO VTS	JRS	**2:11.002**	7	2:11.312	8	2:12.190	9	2:14.010	5	2:14.141	3
23	**19**	Adrian Martin Abraldes	CLUB JARAMA SPORT	HYUNDAI GETZ 1.5 CRDi	3	**2:13.420**	3	2:20.910	4	2:22.088	6	2:41.464	2	5:26.172	5
24	**48**	Carlota Villanueva Jimenez	VSR eSports	CITROEN SAXO VTS	JRS	**2:14.085**	6	2:14.268	5	2:14.757	7	2:18.752	2	2:24.725	3
25	**39**	Javier Parrilla Gonzalez	EFICAR TEAM	TOYOTA AYGO	2	**2:16.735**	9	2:16.933	5	2:17.623	2	2:17.815	6	2:17.963	3
26	**21**	Daniel Losada Iglesias	MOTORISMO MAGAZINE S.L.	TOYOTA AYGO	CKV	**2:17.177**	4	2:17.680	8	2:18.753	3	2:20.904	5	2:22.183	2
27	**23**	Miguel Gonzalez Manzaneque	PARADINAS MOTORSPORT	TOYOTA AYGO	CKV	**2:17.220**	9	2:17.691	4	2:17.880	8	2:18.668	3	2:18.720	5
28	**29**	Ruben Gonzalez Checa	C.D.E. ULTIMA VUELTA	TOYOTA AYGO	CKV	**2:17.379**	4	2:17.871	8	2:17.969	5	2:19.441	2	2:23.684	3
29	**31**	Alberto Gonzalez Checa	C.D.E. ULTIMA VUELTA	TOYOTA AYGO	2	**2:17.662**	4	2:18.705	5	2:19.304	2	2:21.884	3	2:29.334	6
30	**49**	Javier Conejero Gines	ESCUDERIA CIUDAD DE PLASENCIA	TOYOTA AYGO	2	**2:17.911**	9	2:18.193	4	2:18.444	7	2:18.627	8	2:19.317	2
31	**20**	Sergio Casalins Martinez	MOTORISMO MAGAZINE S.L.	TOYOTA AYGO	CKV	**2:18.008**	6	2:18.251	3	2:18.478	4	2:18.478	9	2:19.222	2
32	**33**	Gonzalez Suarez - Sainz Dochado	C.D.E. ULTIMA VUELTA	PEUGEOT 309 GTI	EN-2	**2:18.406**	8	2:18.834	6	2:18.949	7	2:21.134	5	2:21.657	2
33	**8**	Miguel Garcia Salazar	LA RUINA RACING	TOYOTA AYGO	2	**2:19.781**	8	2:20.254	6	2:21.255	5	2:21.726	3	2:23.186	7
34	**45**	Guillermo Paz De Sierra	RASANTE SPORT	TOYOTA AYGO	CKV	**2:19.840**	7	2:20.698	8	2:21.971	4	2:22.086	5	2:22.623	3
35	**18**	Oriol Gonzalez Morales	ESCUDERIA CENTRO	TOYOTA AYGO	2	**2:22.194**	5	2:23.038	7	2:23.106	4	2:23.614	2	2:23.852	6
36	**42**	Ignacio J. Leirana Castillo	IGNACIO J. LEIRANA CASTILLO	CITROEN SAXO	3	**2:24.041**	2								
37	**24**	Ivan Lopez Gomez	CLUB JARAMA SPORT	SUZUKI SWIFT SPORT	2	**2:31.202**	4	2:45.152	3	2:47.394	5	6:08.682	2		
38	**14**	Agustin Arce Pi	C.D.E. ULTIMA VUELTA	CITROEN SAXO VTS	JRS	**2:31.430**	2								
39	**47**	Samuel Gomez Gomez	MOTORISMO MAGAZINE S.L.	TOYOTA AYGO	CKV	**2:57.447**	2	6:26.115	3						

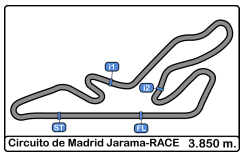

Circuito de Madrid Jarama - RACE
División 1
Entrenamiento Libre
5 Mejores Velocidades

						Maxima 1		Maxima 2		Maxima 3		Maxima 4		Maxima 5		
Clas	Nº	Piloto	Concursante	Vehiculo	Cat	Km/h	Vta.	Km/h	Vta.	Km/h	Vta.	Km/h	Vta.	Km/h	Vta.	Media
1	26	Angel Lafuente Lopez	VSR eSports	BMW E36 325i	EN-3	192.5	4	190.8	7	189.8	6	182.7	5	173.3	3	185.8
2	44	Stefano Bozzoni	C.D.E. ULTIMA VUELTA	BMW E36	EN-3	191.1	4	189.1	5	189.1	6	188.4	7	177.6	3	187.1
3	4	Escolar Avarez - Vigara Tena	EFICAR TEAM	BMW E36 325i	EN-3	190.8	10	183.0	7	182.7	9	179.1	4	177.9	8	182.7
4	5	Alvaro Villanueva Capote	VSR eSports	BMW E36 325i	EN-3	190.1	7	186.2	6	184.9	8	184.6	5	183.0	4	185.7
5	16	Eduardo Alonso De Pablo	R A C E	HYUNDAI GETZ	3	188.4	4	185.2	3	140.4	2	61.1	1			143.8
6	9	Santiago Castilla Salinero	EFICAR TEAM	HYUNDAI GETZ 1.5 CRDi	3	187.8	4	185.2	3	180.6	2	74.2	1			156.9
7	7	Jaime Cela Talavera	RASANTE SPORT	CITROEN SAXO 1.6	3	183.3	7	183.3	8	179.1	4	169.0	9	168.4	5	176.6
8	12	Jorge Vila Sainz	C.D.E. NACIONAL -CNCC- DE CARRERA DE CAMIONES	HYUNDAI GETZ 1.5 CRDi	3	182.7	6	182.4	8	181.5	5	172.8	4	170.6	3	178.0
9	19	Adrian Martin Abraldes	CLUB JARAMA SPORT	HYUNDAI GETZ 1.5 CRDi	3	181.8	6	164.3	4	151.0	3	116.1	2	68.8	5	136.4
10	40	Julian Mazuecos Fernandez	A.D. CLEMENTE ARROYO	CITROEN SAXO VTS	JRS	178.2	7	177.3	8	177.0	5	176.7	4	176.4	2	177.1
11	25	Guillermo Del Moral Garcia	CLUB JARAMA SPORT	HYUNDAI ACCENT	2	177.9	7	176.1	4	175.0	5	175.0	6	174.7	8	175.7
12	35	Oscar Montalvo Fabeiro	CLUB JARAMA SPORT	CITROEN SAXO VTS	JRS	177.6	7	175.0	8	174.7	4	174.4	6	173.0	3	174.9
13	37	Alberto Lazaro Barrasa	C.D.E. ULTIMA VUELTA	CITROEN SAXO VTS	JRS	176.7	5	176.4	3	175.3	7	175.0	2	174.7	4	175.6
14	22	Javier Fraile Gonzalez	VSR eSports	CITROEN SAXO VTS	JRS	176.4	6	175.6	8	174.7	7	173.9	5	173.9	9	174.9
15	41	Alexander Villanueva Brox	VSR eSports	CITROEN SAXO VTS	JRS	176.4	3	176.4	4	175.3	7	175.0	8	173.6	9	175.3
16	13	Roberto Felix Moreno Cortes	C.D.E. NACIONAL -CNCC- DE CARRERA DE CAMIONES	HYUNDAI GETZ 1.5 CRDi	3	175.0	6	174.4	5	174.1	7	171.7	9	171.1	8	173.3
17	43	Christian Garcia Garcia	EFICAR TEAM	HONDA CIVIC 1.6	3	174.4	8	170.0	6	168.2	5	154.0	7	140.6	4	161.4
18	46	Deogracias Milan Cano	C.D.E. ULTIMA VUELTA	CITROEN SAXO VTS	JRS	174.4	6	171.7	4	171.7	7	171.7	8	171.4	3	172.2
19	51	Adrian Martinez Pérez	ESCUDERIA CENTRO	CITROEN SAXO VTS	JRS	174.1	6	172.5	4	171.9	7	170.3	8	158.1	3	169.4
20	6	Francisco Comendador Diaz-Maroto	C.D.E. DEYSCOM SPORT	CITROEN SAXO VTS	JRS	173.6	7	171.9	5	171.9	6	171.9	8	171.9	9	172.3
21	34	Diego Villanueva Capote	VSR eSports	CITROEN SAXO VTS	JRS	173.3	5	173.0	7	169.2	4	167.4	3	148.3	8	166.3
22	48	Carlota Villanueva Jimenez	VSR eSports	CITROEN SAXO VTS	JRS	173.0	7	170.0	8	169.5	3	169.2	5	168.7	6	170.1
23	36	Miguel Angel Gonzalez Rol	C.D.E. ULTIMA VUELTA	CITROEN SAXO VTS	JRS	172.2	7	171.7	8	171.1	9	169.8	3	167.9	6	170.5
24	27	Victor Garrido Gonzalez	CLUB JARAMA SPORT	SUZUKI SWIFT CUP	2	166.4	6	165.8	5	163.6	3	161.9	7	148.9	2	161.3
25	33	Gonzalez Suarez - Sainz Dochado	C.D.E. ULTIMA VUELTA	PEUGEOT 309 GTI	EN-2	164.3	6	162.4	7	160.9	5	156.9	3	154.9	8	159.9
26	23	Miguel Gonzalez Manzaneque	PARADINAS MOTORSPORT	TOYOTA AYGO	CKV	157.2	8	156.7	4	155.8	6	155.1	2	154.7	5	155.9
27	39	Javier Parrilla Gonzalez	EFICAR TEAM	TOYOTA AYGO	2	156.7	5	156.7	7	156.0	8	155.8	3	155.6	6	156.2
28	21	Daniel Losada Iglesias	MOTORISMO MAGAZINE S.L.	TOYOTA AYGO	CKV	156.0	6	155.8	4	154.0	2	153.8	3	150.6	8	154.0
29	29	Ruben Gonzalez Checa	C.D.E. ULTIMA VUELTA	TOYOTA AYGO	CKV	155.3	4	155.1	3	155.1	6	153.6	5	151.4	8	154.1
30	20	Sergio Casalins Martinez	MOTORISMO MAGAZINE S.L.	TOYOTA AYGO	CKV	154.5	6	154.5	7	154.0	4	154.0	5	152.7	8	153.9
31	45	Guillermo Paz De Sierra	RASANTE SPORT	TOYOTA AYGO	CKV	154.2	3	154.0	7	153.8	5	152.3	4	152.1	6	153.3
32	49	Javier Conejero Gines	ESCUDERIA CIUDAD DE PLASENCIA	TOYOTA AYGO	2	154.2	4	153.1	3	153.1	7	152.7	5	152.5	8	153.1
33	31	Alberto Gonzalez Checa	C.D.E. ULTIMA VUELTA	TOYOTA AYGO	2	153.8	3	152.9	4	151.8	6	151.6	5	151.6	8	152.4
34	18	Oriol Gonzalez Morales	ESCUDERIA CENTRO	TOYOTA AYGO	2	150.0	5	148.5	7	132.6	3	125.1	6	123.5	4	135.9
35	42	Ignacio J. Leirana Castillo	IGNACIO J. LEIRANA CASTILLO	CITROEN SAXO	3	148.3	2	70.6	1							109.4
36	47	Samuel Gomez Gomez	MOTORISMO MAGAZINE S.L.	TOYOTA AYGO	CKV	143.4	2	76.5	3	66.6	1					95.5
37	14	Agustin Arce Pi	C.D.E. ULTIMA VUELTA	CITROEN SAXO VTS	JRS	140.6	2	68.8	1							104.7
38	24	Ivan Lopez Gomez	CLUB JARAMA SPORT	SUZUKI SWIFT SPORT	2	115.0	3	109.0	5	104.8	4	73.7	1	60.1	2	92.5

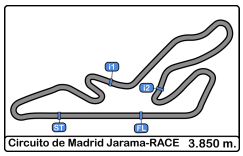

Circuito de Madrid Jarama - RACE

División 1

Entrenamiento Libre

Secuencia Vueltas Rápidas

Vta	Hora Día	T Sesion	Nº	Piloto	Concursante	Vehiculo	Cat	Tlempo	Km/h
2	10:04:50.270	4:50.270	**29**	Ruben Gonzalez Checa	C.D.E. ULTIMA VUELTA	TOYOTA AYGO	CKV	**2:19.441**	99.3
2	10:04:50.474	4:50.474	**31**	Alberto Gonzalez Checa	C.D.E. ULTIMA VUELTA	TOYOTA AYGO	2	**2:19.304**	99.4
2	10:04:56.534	4:56.534	**4**	Escolar Avarez - Vigara Tena	EFICAR TEAM	BMW E36 325i	EN-3	**2:14.448**	103.0
2	10:04:58.960	4:58.960	**26**	Angel Lafuente Lopez	VSR eSports	BMW E36 325i	EN-3	**2:07.790**	108.4
2	10:05:07.906	5:07.906	**5**	Alvaro Villanueva Capote	VSR eSports	BMW E36 325i	EN-3	**2:04.695**	111.1
3	10:07:09.025	7:09.025	**5**	Alvaro Villanueva Capote	VSR eSports	BMW E36 325i	EN-3	**2:01.119**	114.4
4	10:09:03.565	9:03.565	**26**	Angel Lafuente Lopez	VSR eSports	BMW E36 325i	EN-3	**1:59.829**	115.6
4	10:09:05.866	9:05.866	**5**	Alvaro Villanueva Capote	VSR eSports	BMW E36 325i	EN-3	**1:56.841**	118.6
6	10:13:00.106	13:00.106	**5**	Alvaro Villanueva Capote	VSR eSports	BMW E36 325i	EN-3	**1:56.788**	118.6
6	10:13:01.116	13:01.116	**26**	Angel Lafuente Lopez	VSR eSports	BMW E36 325i	EN-3	**1:56.495**	118.9
7	10:14:55.402	14:55.402	**5**	Alvaro Villanueva Capote	VSR eSports	BMW E36 325i	EN-3	**1:55.296**	120.2

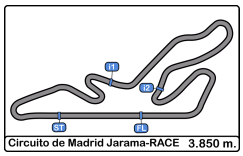

Circuito de Madrid Jarama - RACE
División 1
Entrenamiento Libre
Mejor Máxima Velocidad del Evento

Cls	Nº	Piloto	Concursante	Vehiculo	Cat	Km/h	Sesión
1	26	Angel Lafuente Lopez	VSR eSports	BMW E36 325i	EN-3	192.5	Entrenamiento Libre
2	44	Stefano Bozzoni	C.D.E. ULTIMA VUELTA	BMW E36	EN-3	191.1	Entrenamiento Libre
3	4	Escolar Avarez - Vigara Tena	EFICAR TEAM	BMW E36 325i	EN-3	190.8	Entrenamiento Libre
4	5	Alvaro Villanueva Capote	VSR eSports	BMW E36 325i	EN-3	190.1	Entrenamiento Libre
5	16	Eduardo Alonso De Pablo	R A C E	HYUNDAI GETZ	3	188.4	Entrenamiento Libre
6	9	Santiago Castilla Salinero	EFICAR TEAM	HYUNDAI GETZ 1.5 CRDi	3	187.8	Entrenamiento Libre
7	7	Jaime Cela Talavera	RASANTE SPORT	CITROEN SAXO 1.6	3	183.3	Entrenamiento Libre
8	12	Jorge Vila Sainz	C.D.E. NACIONAL -CNCC- DE CARRERA DE CAMIONES	HYUNDAI GETZ 1.5 CRDi	3	182.7	Entrenamiento Libre
9	19	Adrian Martin Abraldes	CLUB JARAMA SPORT	HYUNDAI GETZ 1.5 CRDi	3	181.8	Entrenamiento Libre
10	40	Julian Mazuecos Fernandez	A.D. CLEMENTE ARROYO	CITROEN SAXO VTS	JRS	178.2	Entrenamiento Libre
11	25	Guillermo Del Moral Garcia	CLUB JARAMA SPORT	HYUNDAI ACCENT	2	177.9	Entrenamiento Libre
12	35	Oscar Montalvo Fabeiro	CLUB JARAMA SPORT	CITROEN SAXO VTS	JRS	177.6	Entrenamiento Libre
13	37	Alberto Lazaro Barrasa	C.D.E. ULTIMA VUELTA	CITROEN SAXO VTS	JRS	176.7	Entrenamiento Libre
14	41	Alexander Villanueva Brox	VSR eSports	CITROEN SAXO VTS	JRS	176.4	Entrenamiento Libre
15	22	Javier Fraile Gonzalez	VSR eSports	CITROEN SAXO VTS	JRS	176.4	Entrenamiento Libre
16	13	Roberto Felix Moreno Cortes	C.D.E. NACIONAL -CNCC- DE CARRERA DE CAMIONES	HYUNDAI GETZ 1.5 CRDi	3	175.0	Entrenamiento Libre
17	46	Deogracias Milan Cano	C.D.E. ULTIMA VUELTA	CITROEN SAXO VTS	JRS	174.4	Entrenamiento Libre
18	43	Christian Garcia Garcia	EFICAR TEAM	HONDA CIVIC 1.6	3	174.4	Entrenamiento Libre
19	51	Adrian Martinez Pérez	ESCUDERIA CENTRO	CITROEN SAXO VTS	JRS	174.1	Entrenamiento Libre
20	6	Francisco Comendador Diaz-Maroto	C.D.E. DEYSCOM SPORT	CITROEN SAXO VTS	JRS	173.6	Entrenamiento Libre
21	34	Diego Villanueva Capote	VSR eSports	CITROEN SAXO VTS	JRS	173.3	Entrenamiento Libre
22	48	Carlota Villanueva Jimenez	VSR eSports	CITROEN SAXO VTS	JRS	173.0	Entrenamiento Libre
23	36	Miguel Angel Gonzalez Rol	C.D.E. ULTIMA VUELTA	CITROEN SAXO VTS	JRS	172.2	Entrenamiento Libre
24	27	Victor Garrido Gonzalez	CLUB JARAMA SPORT	SUZUKI SWIFT CUP	2	166.4	Entrenamiento Libre
25	33	Gonzalez Suarez - Sainz Dochado	C.D.E. ULTIMA VUELTA	PEUGEOT 309 GTI	EN-2	164.3	Entrenamiento Libre
26	23	Miguel Gonzalez Manzaneque	PARADINAS MOTORSPORT	TOYOTA AYGO	CKV	157.2	Entrenamiento Libre
27	39	Javier Parrilla Gonzalez	EFICAR TEAM	TOYOTA AYGO	2	156.7	Entrenamiento Libre
28	21	Daniel Losada Iglesias	MOTORISMO MAGAZINE S.L.	TOYOTA AYGO	CKV	156.0	Entrenamiento Libre
29	29	Ruben Gonzalez Checa	C.D.E. ULTIMA VUELTA	TOYOTA AYGO	CKV	155.3	Entrenamiento Libre
30	20	Sergio Casalins Martinez	MOTORISMO MAGAZINE S.L.	TOYOTA AYGO	CKV	154.5	Entrenamiento Libre
31	49	Javier Conejero Gines	ESCUDERIA CIUDAD DE PLASENCIA	TOYOTA AYGO	2	154.2	Entrenamiento Libre
32	45	Guillermo Paz De Sierra	RASANTE SPORT	TOYOTA AYGO	CKV	154.2	Entrenamiento Libre
33	31	Alberto Gonzalez Checa	C.D.E. ULTIMA VUELTA	TOYOTA AYGO	2	153.8	Entrenamiento Libre
34	18	Oriol Gonzalez Morales	ESCUDERIA CENTRO	TOYOTA AYGO	2	150.0	Entrenamiento Libre
35	42	Ignacio J. Leirana Castillo	IGNACIO J. LEIRANA CASTILLO	CITROEN SAXO SPORT	3	148.3	Entrenamiento Libre
36	47	Samuel Gomez Gomez	MOTORISMO MAGAZINE S.L.	TOYOTA AYGO	CKV	143.4	Entrenamiento Libre
37	14	Agustin Arce Pi	C.D.E. ULTIMA VUELTA	CITROEN SAXO VTS	JRS	140.6	Entrenamiento Libre
38	24	Ivan Lopez Gomez	CLUB JARAMA SPORT	SUZUKI SWIFT SPORT	2	115.0	Entrenamiento Libre

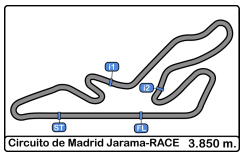

Circuito de Madrid Jarama - RACE

División 1

Entrenamiento Libre

Tiempos Parada en Pit

6
Francisco Comendador Diaz-Maroto — CITROEN SAXO VTS
JRS — C.D.E. DEYSCOM SPORT

Nr.	Hora Día Entrada	Tiempo Entrada	Tiempo Salida	Tiempo Box	T. Box Total
1	10:09:06.892	10:09:06.892	10:11:15.405	0:02:08.513	0:02:08.513

12
Jorge Vila Sainz — HYUNDAI GETZ 1.5 CRDi
3 — C.D.E. NACIONAL -CNCC- DE CARRERA DE

Nr.	Hora Día Entrada	Tiempo Entrada	Tiempo Salida	Tiempo Box	T. Box Total
1	10:13:43.471	10:13:43.471	10:15:35.533	0:01:52.062	0:01:52.062

19
Adrian Martin Abraldes — HYUNDAI GETZ 1.5 CRDi
3 — CLUB JARAMA SPORT

Nr.	Hora Día Entrada	Tiempo Entrada	Tiempo Salida	Tiempo Box	T. Box Total
1	10:11:02.796	10:11:02.796	10:14:22.277	0:03:19.481	0:03:19.481

21
Daniel Losada Iglesias — TOYOTA AYGO
CKV — MOTORISMO MAGAZINE S.L.

Nr.	Hora Día Entrada	Tiempo Entrada	Tiempo Salida	Tiempo Box	T. Box Total
1	10:14:28.588	10:14:28.588	10:16:31.659	0:02:03.071	0:02:03.071

24
Ivan Lopez Gomez — SUZUKI SWIFT SPORT
2 — CLUB JARAMA SPORT

Nr.	Hora Día Entrada	Tiempo Entrada	Tiempo Salida	Tiempo Box	T. Box Total
1	10:05:39.035	10:05:39.035	10:09:30.722	0:03:51.687	0:03:51.687

25
Guillermo Del Moral Garcia — HYUNDAI ACCENT
2 — CLUB JARAMA SPORT

Nr.	Hora Día Entrada	Tiempo Entrada	Tiempo Salida	Tiempo Box	T. Box Total
1	10:05:45.390	10:05:45.390	10:07:46.889	0:02:01.499	0:02:01.499

27
Victor Garrido Gonzalez — SUZUKI SWIFT CUP
2 — CLUB JARAMA SPORT

Nr.	Hora Día Entrada	Tiempo Entrada	Tiempo Salida	Tiempo Box	T. Box Total
1	10:08:12.075	10:08:12.075	10:10:24.429	0:02:12.354	0:02:12.354

29
Ruben Gonzalez Checa — TOYOTA AYGO
CKV — C.D.E. ULTIMA VUELTA

Nr.	Hora Día Entrada	Tiempo Entrada	Tiempo Salida	Tiempo Box	T. Box Total
1	10:14:16.863	10:14:16.863	10:17:10.626	0:02:53.763	0:02:53.763

31
Alberto Gonzalez Checa — TOYOTA AYGO
2 — C.D.E. ULTIMA VUELTA

Nr.	Hora Día Entrada	Tiempo Entrada	Tiempo Salida	Tiempo Box	T. Box Total
1	10:14:14.184	10:14:14.184	10:17:47.498	0:03:33.314	0:03:33.314

33
Gonzalez Suarez - Sainz Dochado — PEUGEOT 309 GTI
EN-2 — C.D.E. ULTIMA VUELTA

Nr.	Hora Día Entrada	Tiempo Entrada	Tiempo Salida	Tiempo Box	T. Box Total
1	10:07:59.801	10:07:59.801	10:09:53.773	0:01:53.972	0:01:53.972

34
Diego Villanueva Capote — CITROEN SAXO VTS
JRS — VSR eSports

Nr.	Hora Día Entrada	Tiempo Entrada	Tiempo Salida	Tiempo Box	T. Box Total
1	10:14:19.497	10:14:19.497	10:15:45.756	0:01:26.259	0:01:26.259

35
Oscar Montalvo Fabeiro — CITROEN SAXO VTS
JRS — CLUB JARAMA SPORT

Nr.	Hora Día Entrada	Tiempo Entrada	Tiempo Salida	Tiempo Box	T. Box Total
1	10:10:29.667	10:10:29.667	10:11:59.097	0:01:29.430	0:01:29.430

37
Alberto Lazaro Barrasa — CITROEN SAXO VTS
JRS — C.D.E. ULTIMA VUELTA

Nr.	Hora Día Entrada	Tiempo Entrada	Tiempo Salida	Tiempo Box	T. Box Total
1	10:12:21.535	10:12:21.535	10:15:33.623	0:03:12.088	0:03:12.088

40
Julian Mazuecos Fernandez — CITROEN SAXO VTS
JRS — A.D. CLEMENTE ARROYO

Nr.	Hora Día Entrada	Tiempo Entrada	Tiempo Salida	Tiempo Box	T. Box Total
1	10:12:53.626	10:12:53.626	10:15:28.817	0:02:35.191	0:02:35.191

41
Alexander Villanueva Brox — CITROEN SAXO VTS
JRS — VSR eSports

Nr.	Hora Día Entrada	Tiempo Entrada	Tiempo Salida	Tiempo Box	T. Box Total
1	10:09:46.341	10:09:46.341	10:12:52.727	0:03:06.386	0:03:06.386

46
Deogracias Milan Cano — CITROEN SAXO VTS
JRS — C.D.E. ULTIMA VUELTA

Nr.	Hora Día Entrada	Tiempo Entrada	Tiempo Salida	Tiempo Box	T. Box Total
1	10:10:41.172	10:10:41.172	10:12:27.448	0:01:46.276	0:01:46.276

47
Samuel Gomez Gomez — TOYOTA AYGO
CKV — MOTORISMO MAGAZINE S.L.

Nr.	Hora Día Entrada	Tiempo Entrada	Tiempo Salida	Tiempo Box	T. Box Total
1	10:06:36.499	10:06:36.499	10:10:18.580	0:03:42.081	0:03:42.081

48
Carlota Villanueva Jimenez — CITROEN SAXO VTS
JRS — VSR eSports

Nr.	Hora Día Entrada	Tiempo Entrada	Tiempo Salida	Tiempo Box	T. Box Total
1	10:08:02.458	10:08:02.458	10:09:58.122	0:01:55.664	0:01:55.664

51
Adrian Martinez Pérez — CITROEN SAXO VTS
JRS — ESCUDERIA CENTRO

Nr.	Hora Día Entrada	Tiempo Entrada	Tiempo Salida	Tiempo Box	T. Box Total
1	10:09:40.926	10:09:40.926	10:12:15.348	0:02:34.422	0:02:34.422

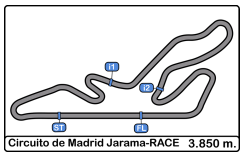

Circuito de Madrid Jarama - RACE

División 1

Entrenamiento Libre

Informe Meteorológico

Temperatura Aire

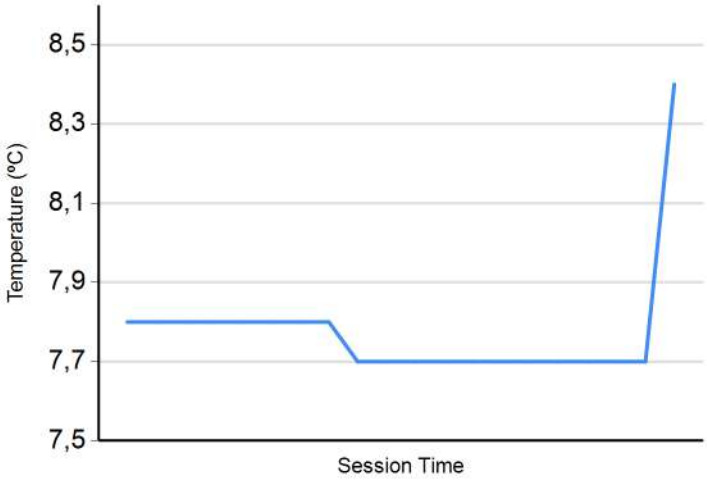

Temperatura Pista

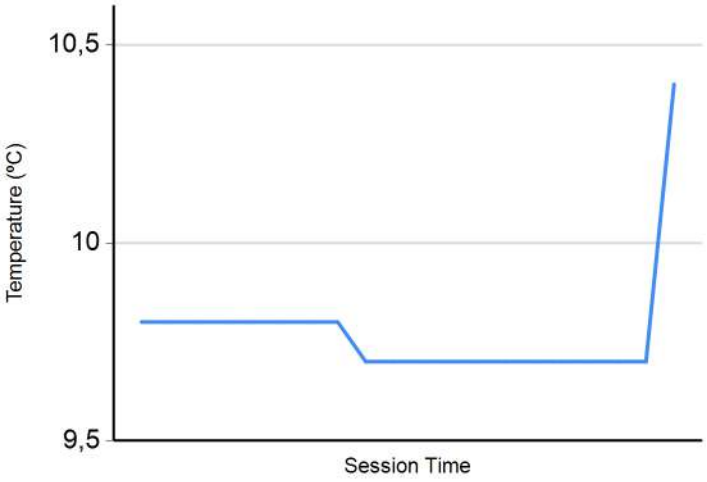

Humedad

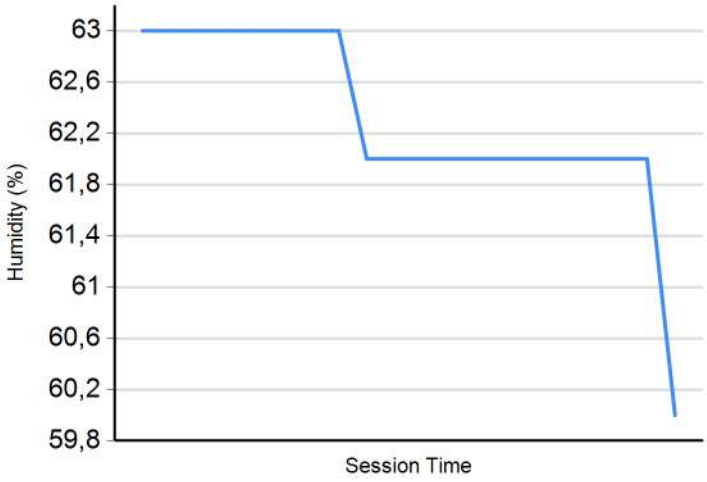

Presión

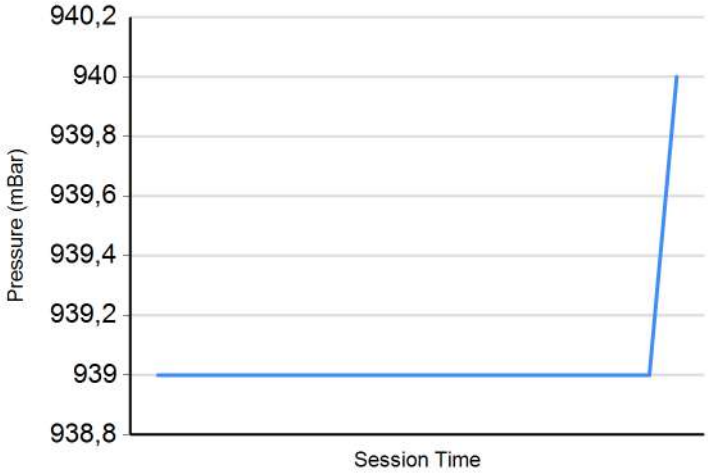

Velocidad Viento

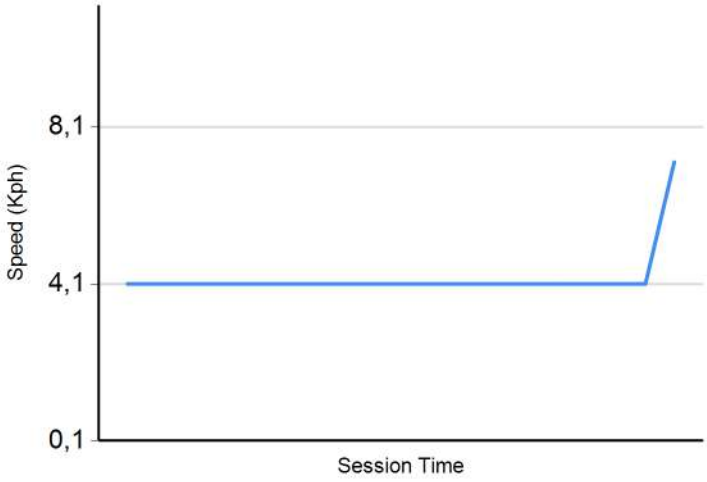

Dirección Viento

North = 0º/360º Est = 90º South = 180º West= 270º

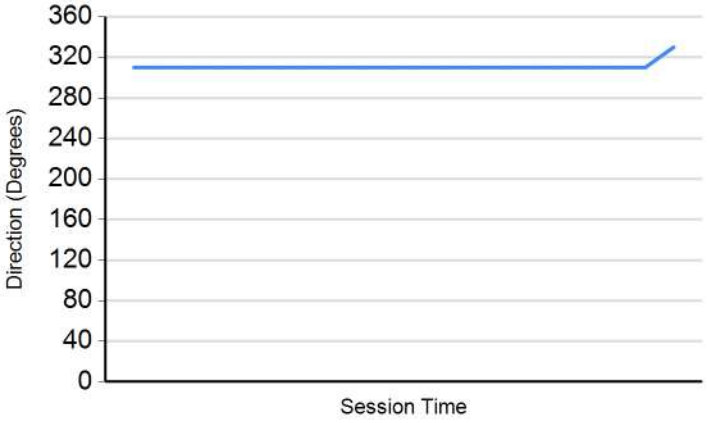

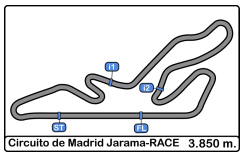

Circuito de Madrid Jarama - RACE
División 1
Entrenamiento cronometrado
Resultados Provisionales

Clas	Nº	Piloto	Concursante	Vehiculo	Cat	Clas	N.V.	V.R.	Tiempo	Dif 1º	Dif Ant.	Km/h
1	42	Ignacio J. Leirana Castillo	IGNACIO J. LEIRANA CASTILLO	CITROEN SAXO	3	1	5	3	1:53.323			122.3
2	5	Alvaro Villanueva Capote	VSR eSports	BMW E36 325i	EN-3	1	7	6	1:55.288	1.965	1.965	120.2
3	26	Angel Lafuente Lopez	VSR eSports	BMW E36 325i	EN-3	2	7	4	1:55.297	1.974	0.009	120.2
4	16	Eduardo Alonso De Pablo	R A C E	HYUNDAI GETZ	3	2	2	2	1:58.128	4.805	2.831	117.3
5	9	Santiago Castilla Salinero	EFICAR TEAM	HYUNDAI GETZ 1.5 CRDi	3	3	4	2	1:58.156	4.833	0.028	117.3
6	43	Christian Garcia Garcia	EFICAR TEAM	HONDA CIVIC 1.6	3	4	5	4	1:58.271	4.948	0.115	117.1
7	19	Adrian Martin Abraldes	CLUB JARAMA SPORT	HYUNDAI GETZ 1.5 CRDi	3	5	9	5	1:58.672	5.349	0.401	116.7
8	12	Jorge Vila Sainz	C.D.E. NACIONAL -CNCC- DE CARRERA DE CAMIONES	HYUNDAI GETZ 1.5 CRDi	3	6	9	7	1:59.829	6.506	1.157	115.6
9	7	Jaime Cela Talavera	RASANTE SPORT	CITROEN SAXO 1.6	3	7	9	7	2:00.603	7.280	0.774	114.9
10	44	Stefano Bozzoni	C.D.E. ULTIMA VUELTA	BMW E36	EN-3	3	5	4	2:00.904	7.581	0.301	114.6
11	4	Escolar Avarez - Vigara Tena	EFICAR TEAM	BMW E36 325i	EN-3	4	11	4	2:01.643	8.320	0.739	113.9
12	25	Guillermo Del Moral Garcia	CLUB JARAMA SPORT	HYUNDAI ACCENT	2	1	9	8	2:04.218	10.895	2.575	111.5
13	13	Roberto Felix Moreno Cortes	C.D.E. NACIONAL -CNCC- DE CARRERA DE CAMIONES	HYUNDAI GETZ 1.5 CRDi	3	8	10	8	2:04.389	11.066	0.171	111.4
14	40	Julian Mazuecos Fernandez	A.D. CLEMENTE ARROYO	CITROEN SAXO VTS	JRS	1	9	3	2:04.681	11.358	0.292	111.1
15	14	Agustin Arce Pi	C.D.E. ULTIMA VUELTA	CITROEN SAXO VTS	JRS	2	4	2	2:05.408	12.085	0.727	110.5
16	41	Alexander Villanueva Brox	VSR eSports	CITROEN SAXO VTS	JRS	3	7	4	2:05.832	12.509	0.424	110.1
17	27	Victor Garrido Gonzalez	CLUB JARAMA SPORT	SUZUKI SWIFT CUP	2	2	9	3	2:05.924	12.601	0.092	110.0
18	37	Alberto Lazaro Barrasa	C.D.E. ULTIMA VUELTA	CITROEN SAXO VTS	JRS	4	9	4	2:06.142	12.819	0.218	109.8
19	22	Javier Fraile Gonzalez	VSR eSports	CITROEN SAXO VTS	JRS	5	10	9	2:06.521	13.198	0.379	109.5
20	46	Deogracias Milan Cano	C.D.E. ULTIMA VUELTA	CITROEN SAXO VTS	JRS	6	10	9	2:06.785	13.462	0.264	109.3
21	35	Oscar Montalvo Fabeiro	CLUB JARAMA SPORT	CITROEN SAXO VTS	JRS	7	10	6	2:07.014	13.691	0.229	109.1
22	34	Diego Villanueva Capote	VSR eSports	CITROEN SAXO VTS	JRS	8	6	4	2:07.350	14.027	0.336	108.8
23	6	Francisco Comendador Diaz-Maroto	C.D.E. DEYSCOM SPORT	CITROEN SAXO VTS	JRS	9	9	6	2:07.768	14.445	0.418	108.4
24	36	Miguel Angel Gonzalez Rol	C.D.E. ULTIMA VUELTA	CITROEN SAXO VTS	JRS	10	9	5	2:09.125	15.802	1.357	107.3
25	51	Adrian Martinez Pérez	ESCUDERIA CENTRO	CITROEN SAXO VTS	JRS	11	10	3	2:09.457	16.134	0.332	107.0
26	48	Carlota Villanueva Jimenez	VSR eSports	CITROEN SAXO VTS	JRS	12	10	4	2:11.137	17.814	1.680	105.6
27	33	Gonzalez Suarez - Sainz Dochado	C.D.E. ULTIMA VUELTA	PEUGEOT 309 GTI	EN-2	1	7	4	2:14.501	21.178	3.364	103.0
28	39	Javier Parrilla Gonzalez	EFICAR TEAM	TOYOTA AYGO	2	3	10	3	2:16.378	23.055	1.877	101.6
29	21	Daniel Losada Iglesias	MOTORISMO MAGAZINE S.L.	TOYOTA AYGO	CKV	1	10	7	2:16.563	23.240	0.185	101.4
30	23	Miguel Gonzalez Manzaneque	PARADINAS MOTORSPORT	TOYOTA AYGO	CKV	2	9	3	2:16.676	23.353	0.113	101.4
31	20	Sergio Casalins Martinez	MOTORISMO MAGAZINE S.L.	TOYOTA AYGO	CKV	3	10	9	2:17.073	23.750	0.397	101.1
32	29	Ruben Gonzalez Checa	C.D.E. ULTIMA VUELTA	TOYOTA AYGO	CKV	4	9	8	2:17.305	23.982	0.232	100.9
33	49	Javier Conejero Gines	ESCUDERIA CIUDAD DE PLASENCIA	TOYOTA AYGO	2	4	10	7	2:17.325	24.002	0.020	100.9
34	31	Alberto Gonzalez Checa	C.D.E. ULTIMA VUELTA	TOYOTA AYGO	2	5	9	7	2:17.791	24.468	0.466	100.5
35	45	Guillermo Paz De Sierra	RASANTE SPORT	TOYOTA AYGO	CKV	5	10	7	2:18.862	25.539	1.071	99.8
36	18	Oriol Gonzalez Morales	ESCUDERIA CENTRO	TOYOTA AYGO	2	6	10	9	2:18.994	25.671	0.132	99.7
37	8	Miguel Garcia Salazar	LA RUINA RACING	TOYOTA AYGO	2	7	7	6	2:19.415	26.092	0.421	99.4
38	47	Samuel Gomez Gomez	MOTORISMO MAGAZINE S.L.	TOYOTA AYGO	CKV	6	2	2	18:40.867	16:47.544	16:21.452	12.3

Publicada a las:.....

Temp. Pista: **10.8 °C** Temp. Aire: **8.8 °C** Humedad: **56 %** Estado Pista: **SECA**

Comisarios Deportivos:	Director de Carrera:	Cronometrador:

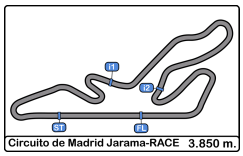

Circuito de Madrid Jarama - RACE

División 1

Entrenamiento cronometrado

Resultados Provisionales por Categoría

Clas	Nº	Piloto	Concursante	Vehiculo	Cat	Clas	N.V.	V.R.	Tiempo	Dif 1º	Dif Ant.	Km/h
Campeonato RACE 'Categoría 2'												
1	**25**	Guillermo Del Moral Garcia	CLUB JARAMA SPORT	HYUNDAI ACCENT	2	1	9	**8**	**2:04.218**			111.5
2	**27**	Victor Garrido Gonzalez	CLUB JARAMA SPORT	SUZUKI SWIFT CUP	2	2	9	**3**	**2:05.924**	1.706	1.706	110.0
3	**39**	Javier Parrilla Gonzalez	EFICAR TEAM	TOYOTA AYGO	2	3	10	**3**	**2:16.378**	12.160	10.454	101.6
4	**49**	Javier Conejero Gines	ESCUDERIA CIUDAD DE PLASENCIA	TOYOTA AYGO	2	4	10	**7**	**2:17.325**	13.107	0.947	100.9
5	**31**	Alberto Gonzalez Checa	C.D.E. ULTIMA VUELTA	TOYOTA AYGO	2	5	9	**7**	**2:17.791**	13.573	0.466	100.5
6	**18**	Oriol Gonzalez Morales	ESCUDERIA CENTRO	TOYOTA AYGO	2	6	10	**9**	**2:18.994**	14.776	1.203	99.7
7	**8**	Miguel Garcia Salazar	LA RUINA RACING	TOYOTA AYGO	2	7	7	**6**	**2:19.415**	15.197	0.421	99.4
Campeonato RACE 'Categoría 3'												
1	**42**	Ignacio J. Leirana Castillo	IGNACIO J. LEIRANA CASTILLO	CITROEN SAXO	3	1	5	**3**	**1:53.323**			122.3
2	**16**	Eduardo Alonso De Pablo	R A C E	HYUNDAI GETZ	3	2	2	**2**	**1:58.128**	4.805	4.805	117.3
3	**9**	Santiago Castilla Salinero	EFICAR TEAM	HYUNDAI GETZ 1.5 CRDi	3	3	4	**2**	**1:58.156**	4.833	0.028	117.3
4	**43**	Christian Garcia Garcia	EFICAR TEAM	HONDA CIVIC 1.6	3	4	5	**4**	**1:58.271**	4.948	0.115	117.1
5	**19**	Adrian Martin Abraldes	CLUB JARAMA SPORT	HYUNDAI GETZ 1.5 CRDi	3	5	9	**5**	**1:58.672**	5.349	0.401	116.7
6	**12**	Jorge Vila Sainz	C.D.E. NACIONAL -CNCC- DE CARRERA DE CAMIONES	HYUNDAI GETZ 1.5 CRDi	3	6	9	**7**	**1:59.829**	6.506	1.157	115.6
7	**7**	Jaime Cela Talavera	RASANTE SPORT	CITROEN SAXO 1.6	3	7	9	**7**	**2:00.603**	7.280	0.774	114.9
8	**13**	Roberto Felix Moreno Cortes	C.D.E. NACIONAL -CNCC- DE CARRERA DE CAMIONES	HYUNDAI GETZ 1.5 CRDi	3	8	10	**8**	**2:04.389**	11.066	3.786	111.4
Copa KOBE de velocidad												
1	**21**	Daniel Losada Iglesias	MOTORISMO MAGAZINE S.L.	TOYOTA AYGO	CKV	1	10	**7**	**2:16.563**			101.4
2	**23**	Miguel Gonzalez Manzaneque	PARADINAS MOTORSPORT	TOYOTA AYGO	CKV	2	9	**3**	**2:16.676**	0.113	0.113	101.4
3	**20**	Sergio Casalins Martinez	MOTORISMO MAGAZINE S.L.	TOYOTA AYGO	CKV	3	10	**9**	**2:17.073**	0.510	0.397	101.1
4	**29**	Ruben Gonzalez Checa	C.D.E. ULTIMA VUELTA	TOYOTA AYGO	CKV	4	9	**8**	**2:17.305**	0.742	0.232	100.9
5	**45**	Guillermo Paz De Sierra	RASANTE SPORT	TOYOTA AYGO	CKV	5	10	**7**	**2:18.862**	2.299	1.557	99.8
6	**47**	Samuel Gomez Gomez	MOTORISMO MAGAZINE S.L.	TOYOTA AYGO	CKV	6	2	**2**	**18:40.867**	16:24.304	16:22.005	12.3
Campeonato RACE 'Categoría ENDURANCE TYPE Clase 2'												
1	**33**	Gonzalez Suarez - Sainz Dochado	C.D.E. ULTIMA VUELTA	PEUGEOT 309 GTI	EN-2	1	7	**4**	**2:14.501**			103.0
Campeonato RACE 'Categoría ENDURANCE TYPE Clase 3'												
1	**5**	Alvaro Villanueva Capote	VSR eSports	BMW E36 325i	EN-3	1	7	**6**	**1:55.288**			120.2
2	**26**	Angel Lafuente Lopez	VSR eSports	BMW E36 325i	EN-3	2	7	**4**	**1:55.297**	0.009	0.009	120.2
3	**44**	Stefano Bozzoni	C.D.E. ULTIMA VUELTA	BMW E36	EN-3	3	5	**4**	**2:00.904**	5.616	5.607	114.6
4	**4**	Escolar Avarez - Vigara Tena	EFICAR TEAM	BMW E36 325i	EN-3	4	11	**4**	**2:01.643**	6.355	0.739	113.9
Trofeo JARAMA-RACE SAXO												
1	**40**	Julian Mazuecos Fernandez	A.D. CLEMENTE ARROYO	CITROEN SAXO VTS	JRS	1	9	**3**	**2:04.681**			111.1
2	**14**	Agustin Arce Pi	C.D.E. ULTIMA VUELTA	CITROEN SAXO VTS	JRS	2	4	**2**	**2:05.408**	0.727	0.727	110.5
3	**41**	Alexander Villanueva Brox	VSR eSports	CITROEN SAXO VTS	JRS	3	7	**4**	**2:05.832**	1.151	0.424	110.1
4	**37**	Alberto Lazaro Barrasa	C.D.E. ULTIMA VUELTA	CITROEN SAXO VTS	JRS	4	9	**4**	**2:06.142**	1.461	0.310	109.8
5	**22**	Javier Fraile Gonzalez	VSR eSports	CITROEN SAXO VTS	JRS	5	10	**9**	**2:06.521**	1.840	0.379	109.5
6	**46**	Deogracias Milan Cano	C.D.E. ULTIMA VUELTA	CITROEN SAXO VTS	JRS	6	10	**9**	**2:06.785**	2.104	0.264	109.3
7	**35**	Oscar Montalvo Fabeiro	CLUB JARAMA SPORT	CITROEN SAXO VTS	JRS	7	10	**6**	**2:07.014**	2.333	0.229	109.1
8	**34**	Diego Villanueva Capote	VSR eSports	CITROEN SAXO VTS	JRS	8	6	**4**	**2:07.350**	2.669	0.336	108.8
9	**6**	Francisco Comendador Diaz-Maroto	C.D.E. DEYSCOM SPORT	CITROEN SAXO VTS	JRS	9	9	**6**	**2:07.768**	3.087	0.418	108.4
10	**36**	Miguel Angel Gonzalez Rol	C.D.E. ULTIMA VUELTA	CITROEN SAXO VTS	JRS	10	9	**5**	**2:09.125**	4.444	1.357	107.3
11	**51**	Adrian Martinez Pérez	ESCUDERIA CENTRO	CITROEN SAXO VTS	JRS	11	10	**3**	**2:09.457**	4.776	0.332	107.0
12	**48**	Carlota Villanueva Jimenez	VSR eSports	CITROEN SAXO VTS	JRS	12	10	**4**	**2:11.137**	6.456	1.680	105.6

Publicada a las:.....

Temp. Pista: **10.8 °C** Temp. Aire: **8.8 °C** Humedad: **56 %** Estado Pista: **SECA**

Comisarios Deportivos:	Director de Carrera:	Cronometrador:

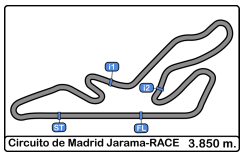

Circuito de Madrid Jarama - RACE

División 1

Entrenamiento cronometrado

Tiempos Por Vuelta

4 — Escolar Avarez - Vigara Tena — BMW E36 325i

EN-3 — EFICAR TEAM

Vta.	D	Tiempo	Sector 1	Sector 2	Sector 3	V. Max.	Elapsed
1		10:57:58.199	10:56:36.100	46.840	35.259	78.4	10:57:58.199
2		2:03.995	48.042	41.740	34.213	175.6	11:00:02.194
3		2:02.660	47.127	41.311	34.222	183.9	11:02:04.854
4		2:01.643	46.599	41.112	33.932	182.4	11:04:06.497
5		2:02.989	46.564	42.043	34.382	182.4	11:06:09.486
6		2:02.445	46.897	40.796	34.752	190.8	11:08:11.931
7		2:02.715	46.992	41.388	34.335	186.2	11:10:14.646
8		2:03.111	47.260	41.631	34.220	183.9	11:12:17.757
9		2:01.716	46.740	40.762	34.214	186.8	11:14:19.473
10		2:02.010	46.750	40.659	34.601	187.5	11:16:21.483
11		2:37.004	P 56.091	50.931	49.982	127.3	11:18:58.487

5 — Alvaro Villanueva Capote — BMW E36 325i

EN-3 — VSR eSports

Vta.	D	Tiempo	Sector 1	Sector 2	Sector 3	V. Max.	Elapsed
1		10:59:47.916	10:58:34.254	41.552	32.110	70.4	10:59:47.916
2		2:03.833	45.422	45.931	32.480	183.3	11:01:51.749
3		1:55.364	44.372	38.723	32.269	190.1	11:03:47.113
4		1:55.388	44.440	38.715	32.233	188.1	11:05:42.501
5		1:56.960	44.821	38.808	33.331	185.5	11:07:39.461
6		1:55.288	44.192	38.861	32.235	191.1	11:09:34.749
7		2:30.943	P 53.703	49.041	48.199	186.8	11:12:05.692

6 — Francisco Comendador Diaz-Maroto — CITROEN SAXO VTS

JRS — C.D.E. DEYSCOM SPORT

Vta.	D	Tiempo	Sector 1	Sector 2	Sector 3	V. Max.	Elapsed
1		11:00:22.398	10:58:50.523	55.214	36.661	68.3	11:00:22.398
2		2:31.706	57.220	55.084	39.402	134.3	11:02:54.104
3		2:11.225	49.357	45.614	36.254	166.9	11:05:05.329
4		2:12.719	50.282	45.792	36.645	172.8	11:07:18.048
5		2:08.462	48.815	43.671	35.976	171.7	11:09:26.510
6		2:07.768	48.464	43.414	35.890	172.8	11:11:34.278
7		2:13.602	51.896	44.609	37.097	173.3	11:13:47.880
8		2:08.264	48.986	43.172	36.106	172.2	11:15:56.144
9		2:20.628	P 50.660	44.689	45.279	171.7	11:18:16.772

7 — Jaime Cela Talavera — CITROEN SAXO 1.6

3 — RASANTE SPORT

Vta.	D	Tiempo	Sector 1	Sector 2	Sector 3	V. Max.	Elapsed
1		10:58:54.772	10:57:29.501	48.200	37.071	75.6	10:58:54.772
2		2:02.900	47.062	41.059	34.779	188.1	11:00:57.672
3		2:01.999	46.813	41.204	33.982	181.8	11:02:59.671
4		2:03.383	46.405	41.556	35.422	187.5	11:05:03.054
5		2:09.743	P 46.351	40.471	42.921	185.5	11:07:12.797
6		3:50.617	2:33.638	42.686	34.293	93.1	11:11:03.414
7		2:00.603	46.628	40.082	33.893	183.0	11:13:04.017
8		2:01.105	45.698	41.799	33.608	194.2	11:15:05.122
9		2:53.274	P 59.316	57.547	56.411	135.0	11:17:58.396

8 — Miguel Garcia Salazar — TOYOTA AYGO

2 — LA RUINA RACING

Vta.	D	Tiempo	Sector 1	Sector 2	Sector 3	V. Max.	Elapsed
1		10:58:07.669	10:56:34.096	52.728	40.845	63.9	10:58:07.669
2		2:23.879	53.044	50.165	40.670	150.8	11:00:31.548
3		2:28.824	53.175	52.770	42.879	152.7	11:03:00.372
4		2:22.542	53.951	48.640	39.951	149.1	11:05:22.914
5		2:20.047	52.533	48.287	39.227	151.4	11:07:42.961
6		2:19.415	52.298	48.354	38.763	153.4	11:10:02.376
7		2:45.647	P 57.393	53.381	54.873	144.0	11:12:48.023

9 — Santiago Castilla Salinero — HYUNDAI GETZ 1.5 CRDi

3 — EFICAR TEAM

Vta.	D	Tiempo	Sector 1	Sector 2	Sector 3	V. Max.	Elapsed
1		10:58:48.414	10:57:25.784	49.472	33.158	78.4	10:58:48.414
2		1:58.156	45.255	40.078	32.823	182.1	11:00:46.570
3		1:58.470	44.875	40.039	33.556	186.5	11:02:45.040
4		2:25.247	P 53.727	46.008	45.512	131.7	11:05:10.287

12 — Jorge Vila Sainz — HYUNDAI GETZ 1.5 CRDi

3 — C.D.E. NACIONAL -CNCC- DE CARRERA DE CA

Vta.	D	Tiempo	Sector 1	Sector 2	Sector 3	V. Max.	Elapsed
1		10:57:51.711	10:56:32.918	44.834	33.959	80.2	10:57:51.711
2		2:06.027	47.837	44.376	33.814	179.7	10:59:57.738
3		2:05.978	48.113	43.518	34.347	181.8	11:02:03.716
4		2:01.265	45.424	41.745	34.096	180.6	11:04:04.981
5		2:11.439	P 45.506	43.552	42.381	180.6	11:06:16.420
6		3:29.768	2:04.893	49.448	35.427	71.8	11:09:46.188
7		1:59.829	45.700	40.388	33.741	179.1	11:11:46.017
8		2:00.929	45.583	40.908	34.438	180.6	11:13:46.946
9		2:14.282	P 47.395	44.267	42.620	173.6	11:16:01.228

13 — Roberto Felix Moreno Cortes — HYUNDAI GETZ 1.5 CRDi

3 — C.D.E. NACIONAL -CNCC- DE CARRERA DE CA

Vta.	D	Tiempo	Sector 1	Sector 2	Sector 3	V. Max.	Elapsed
1		10:57:29.987	10:56:07.164	45.437	37.386	67.9	10:57:29.987
2		2:15.140	52.819	47.428	34.893	145.7	10:59:45.127
3		2:19.159	P 54.641	43.159	41.359	175.6	11:02:04.286
4		3:24.463	1:57.311	46.048	41.104	81.2	11:05:28.749
5		2:26.906	52.784	52.258	41.864	163.1	11:07:55.655
6		2:08.287	49.129	43.539	35.619	156.7	11:10:03.942
7		2:06.507	49.498	42.430	34.579	151.4	11:12:10.449
8		2:04.389	47.911	42.078	34.400	156.7	11:14:14.838
9		2:05.019	47.413	42.154	35.452	163.3	11:16:19.857
10		2:45.391	P 1:02.105	49.853	53.433	119.8	11:19:05.248

14 — Agustin Arce Pi — CITROEN SAXO VTS

JRS — C.D.E. ULTIMA VUELTA

Vta.	D	Tiempo	Sector 1	Sector 2	Sector 3	V. Max.	Elapsed
1		11:12:23.464	11:11:04.479	43.429	35.556	70.3	11:12:23.464
2		2:05.408	47.880	42.320	35.208	170.3	11:14:28.872
3		2:05.706	48.145	42.349	35.212	171.1	11:16:34.578
4		2:15.281	P 47.858	43.402	44.021	169.0	11:18:49.859

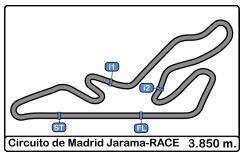

Circuito de Madrid Jarama - RACE

División 1

Entrenamiento cronometrado

Tiempos Por Vuelta

16 — Eduardo Alonso De Pablo — HYUNDAI GETZ

3 — R A C E

Vta.	D	Tiempo	Sector 1	Sector 2	Sector 3	V. Max.	Elapsed
1		10:58:49.559	10:57:26.774	49.442	33.343	77.6	10:58:49.559
2		1:58.128	44.968	39.798	33.362	185.8	11:00:47.687

18 — Oriol Gonzalez Morales — TOYOTA AYGO

2 — ESCUDERIA CENTRO

Vta.	D	Tiempo	Sector 1	Sector 2	Sector 3	V. Max.	Elapsed
1		10:57:51.207	10:56:19.845	51.415	39.947	70.5	10:57:51.207
2		2:20.609	53.447	48.152	39.010	150.6	11:00:11.816
3		2:25.665	53.267	50.631	41.767	149.5	11:02:37.481
4		2:38.426	58.155	59.124	41.147	141.9	11:05:15.907
5		2:20.692	53.021	47.834	39.837	151.6	11:07:36.599
6		2:23.273	56.211	48.065	38.997	134.4	11:09:59.872
7		2:24.205	53.967	50.362	39.876	148.3	11:12:24.077
8		2:19.024	52.631	47.861	38.532	152.1	11:14:43.101
9		2:18.994	52.638	47.841	38.515	151.8	11:17:02.095
10		2:54.098	P 59.873	57.005	57.220	127.3	11:19:56.193

19 — Adrian Martin Abraldes — HYUNDAI GETZ 1.5 CRDi

3 — CLUB JARAMA SPORT

Vta.	D	Tiempo	Sector 1	Sector 2	Sector 3	V. Max.	Elapsed
1		10:58:20.605	10:56:53.799	48.656	38.150	54.4	10:58:20.605
2		2:00.905	46.329	41.348	33.228	180.9	11:00:21.510
3		2:06.266	49.827	43.067	33.372	174.7	11:02:27.776
4		2:05.100	46.033	43.895	35.172	184.3	11:04:32.876
5		1:58.672	45.769	39.884	33.019	183.9	11:06:31.548
6		2:11.310	P 45.493	39.747	46.070	186.2	11:08:42.858
7		3:59.068	2:29.785	51.756	37.527	92.3	11:12:41.926
8		1:58.902	45.808	39.884	33.210	186.5	11:14:40.828
9		2:40.882	P 52.163	53.814	54.905	169.8	11:17:21.710

20 — Sergio Casalins Martinez — TOYOTA AYGO

CKV — MOTORISMO MAGAZINE S.L.

Vta.	D	Tiempo	Sector 1	Sector 2	Sector 3	V. Max.	Elapsed
1		10:57:37.387	10:56:10.109	48.239	39.039	70.5	10:57:37.387
2		2:19.891	52.222	48.052	39.617	150.2	10:59:57.278
3		2:17.770	51.939	47.744	38.087	152.3	11:02:15.048
4		2:18.270	52.047	47.713	38.510	149.3	11:04:33.318
5		2:18.466	52.188	48.158	38.120	150.6	11:06:51.784
6		2:17.847	51.881	47.825	38.141	151.0	11:09:09.631
7		2:22.061	52.822	51.182	38.057	149.7	11:11:31.692
8		2:19.734	52.332	47.954	39.448	152.1	11:13:51.426
9		2:17.073	51.787	47.364	37.922	152.9	11:16:08.499
10		2:47.719	P 56.970	58.704	52.045	129.8	11:18:56.218

21 — Daniel Losada Iglesias — TOYOTA AYGO

CKV — MOTORISMO MAGAZINE S.L.

Vta.	D	Tiempo	Sector 1	Sector 2	Sector 3	V. Max.	Elapsed
1		10:57:47.185	10:56:20.409	48.320	38.456	73.6	10:57:47.185
2		2:17.553	51.994	47.429	38.130	150.2	11:00:04.738
3		2:16.875	51.582	47.265	38.028	152.3	11:02:21.613
4		2:17.769	52.495	47.309	37.965	150.6	11:04:39.382
5		2:17.269	52.176	47.239	37.854	152.5	11:06:56.651
6		2:16.806	51.615	47.390	37.801	151.8	11:09:13.457
7		2:16.563	51.423	47.351	37.789	151.6	11:11:30.020
8		2:18.362	51.756	48.351	38.255	152.7	11:13:48.382
9		2:16.934	51.597	47.309	38.028	155.1	11:16:05.316
10		2:48.480	P 58.185		3:26.508	119.2	11:18:53.796

22 — Javier Fraile Gonzalez — CITROEN SAXO VTS

JRS — VSR eSports

Vta.	D	Tiempo	Sector 1	Sector 2	Sector 3	V. Max.	Elapsed
1		10:58:14.415	10:56:35.160	59.588	39.667	70.5	10:58:14.415
2		2:10.061	50.899	43.779	35.383	171.1	11:00:24.476
3		2:07.452	48.249	43.610	35.593	173.9	11:02:31.928
4		2:07.324	48.890	43.065	35.369	173.6	11:04:39.252
5		2:09.516	50.070	43.631	35.815	174.1	11:06:48.768
6		2:07.040	48.058	43.342	35.640	173.9	11:08:55.808
7		2:07.357	48.903	43.022	35.432	173.3	11:11:03.165
8		2:07.397	48.690	42.836	35.871	169.2	11:13:10.562
9		2:06.521	48.184	42.877	35.460	174.7	11:15:17.083
10		2:44.204	P 50.821	55.897	57.486	151.8	11:18:01.287

23 — Miguel Gonzalez Manzaneque — TOYOTA AYGO

CKV — PARADINAS MOTORSPORT

Vta.	D	Tiempo	Sector 1	Sector 2	Sector 3	V. Max.	Elapsed
1		10:57:43.062	10:56:16.756	47.824	38.482	60.1	10:57:43.062
2		2:17.930	52.524	47.555	37.851	154.5	11:00:00.992
3		2:16.676	51.657	47.249	37.770	153.4	11:02:17.668
4		2:19.531	52.111	49.487	37.933	152.1	11:04:37.199
5		2:17.328	51.794	47.399	38.135	154.5	11:06:54.527
6		2:17.059	51.644	47.428	37.987	154.0	11:09:11.586
7		2:17.328	51.483	47.756	38.089	153.8	11:11:28.914
8		2:18.069	51.789	47.686	38.594	151.8	11:13:46.983
9		2:32.058	P 52.049	47.956	52.053	153.1	11:16:19.041

25 — Guillermo Del Moral Garcia — HYUNDAI ACCENT

2 — CLUB JARAMA SPORT

Vta.	D	Tiempo	Sector 1	Sector 2	Sector 3	V. Max.	Elapsed
1		10:57:47.855	10:56:27.094	44.796	35.965	80.5	10:57:47.855
2		2:07.064	49.140	42.979	34.945	169.8	10:59:54.919
3		2:05.342	47.983	42.631	34.728	171.1	11:02:00.261
4		2:04.651	47.492	42.319	34.840	172.2	11:04:04.912
5		2:25.891	P 52.248	46.669	46.974	152.3	11:06:30.803
6		5:38.997	4:21.196	43.021	34.780	82.0	11:12:09.800
7		2:04.232	47.487	42.247	34.498	171.9	11:14:14.032
8		2:04.218	47.367	42.332	34.519	174.1	11:16:18.250
9		2:41.905	P 56.765	54.071	51.069	125.1	11:19:00.155

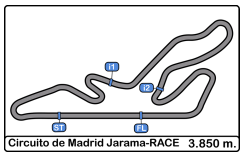

Circuito de Madrid Jarama - RACE

División 1

Entrenamiento cronometrado

Tiempos Por Vuelta

26 — Angel Lafuente Lopez — BMW E36 325i

EN-3 — VSR eSports

Vta.	D	Tiempo	Sector 1	Sector 2	Sector 3	V. Max.	Elapsed
1		10:59:49.599	10:58:35.939	40.980	32.680	85.9	10:59:49.599
2		2:03.385	45.291	45.090	33.004	191.8	11:01:52.984
3		1:55.555	44.273	38.937	32.345	194.9	11:03:48.539
4		1:55.297	44.416	38.490	32.391	189.8	11:05:43.836
5		1:56.528	44.796	38.756	32.976	190.8	11:07:40.364
6		1:55.345	44.349	38.668	32.328	190.1	11:09:35.709
7		2:18.774	46.127	44.478	48.169	180.0	11:11:54.483

27 — Victor Garrido Gonzalez — SUZUKI SWIFT CUP

2 — CLUB JARAMA SPORT

Vta.	D	Tiempo	Sector 1	Sector 2	Sector 3	V. Max.	Elapsed
1		10:58:26.070	10:56:56.294	51.094	38.682	60.1	10:58:26.070
2		2:07.979	49.727	43.285	34.967	158.1	11:00:34.049
3		2:05.924	47.949	43.069	34.906	168.2	11:02:39.973
4		2:09.361	50.612	43.123	35.626	163.1	11:04:49.334
5		2:18.477	48.502	43.557	46.418	161.4	11:07:07.811
6		3:40.583	2:18.562	45.661	36.360	66.9	11:10:48.394
7		2:07.280	48.792	43.341	35.147	163.8	11:12:55.674
8		2:06.706	48.390	43.250	35.066	164.8	11:15:02.380
9		2:54.143	59.375	58.832	55.936	142.6	11:17:56.523

29 — Ruben Gonzalez Checa — TOYOTA AYGO

CKV — C.D.E. ULTIMA VUELTA

Vta.	D	Tiempo	Sector 1	Sector 2	Sector 3	V. Max.	Elapsed
1		10:57:35.329	10:56:09.113	48.087	38.129	68.0	10:57:35.329
2		2:18.058	52.052	47.623	38.383	153.4	10:59:53.387
3		2:30.666	52.273	49.674	48.719	152.9	11:02:24.053
4		4:11.621	2:44.152	49.094	38.375	72.6	11:06:35.674
5		2:20.105	51.833	48.498	39.774	154.5	11:08:55.779
6		2:18.444	52.290	47.745	38.409	153.6	11:11:14.223
7		2:17.684	52.125	47.400	38.159	150.0	11:13:31.907
8		2:17.305	52.107	47.276	37.922	152.1	11:15:49.212
9		2:45.122	58.933	51.943	54.246	136.1	11:18:34.334

31 — Alberto Gonzalez Checa — TOYOTA AYGO

2 — C.D.E. ULTIMA VUELTA

Vta.	D	Tiempo	Sector 1	Sector 2	Sector 3	V. Max.	Elapsed
1		10:57:34.617	10:56:08.260	48.275	38.082	66.2	10:57:34.617
2		2:18.544	52.053	47.777	38.714	148.5	10:59:53.161
3		2:26.566	53.418	48.171	44.977	148.3	11:02:19.727
4		4:15.273	2:47.991	48.887	38.395	74.7	11:06:35.000
5		2:20.132	51.956	48.424	39.752	148.9	11:08:55.132
6		2:19.738	52.491	49.045	38.202	148.9	11:11:14.870
7		2:17.791	52.101	47.644	38.046	148.7	11:13:32.661
8		2:17.794	52.172	47.565	38.057	149.3	11:15:50.455
9		2:47.916	59.278	53.298	55.340	135.6	11:18:38.371

33 — Gonzalez Suarez - Sainz Dochado — PEUGEOT 309 GTI

EN-2 — C.D.E. ULTIMA VUELTA

Vta.	D	Tiempo	Sector 1	Sector 2	Sector 3	V. Max.	Elapsed
1		10:58:30.430	10:57:02.483	48.794	39.153	71.9	10:58:30.430
2		2:15.942	52.148	45.849	37.945	162.6	11:00:46.372
3		2:15.333	51.417	45.788	38.128	166.1	11:03:01.705
4		2:14.501	51.480	45.342	37.679	161.4	11:05:16.206
5		2:22.925	51.078	45.648	46.199	166.1	11:07:39.131
6		4:12.318	2:48.685	45.786	37.847	82.0	11:11:51.449
7		2:15.885	51.935	45.907	38.043	166.4	11:14:07.334

34 — Diego Villanueva Capote — CITROEN SAXO VTS

JRS — VSR eSports

Vta.	D	Tiempo	Sector 1	Sector 2	Sector 3	V. Max.	Elapsed
1		10:59:04.870	10:57:45.034	43.751	36.085	73.9	10:59:04.870
2		2:10.766	49.164	45.368	36.234	170.6	11:01:15.636
3		2:10.968	48.925	46.560	35.483	160.2	11:03:26.604
4		2:07.350	48.269	43.418	35.663	171.1	11:05:33.954
5		2:08.301	48.188	43.094	37.019	170.0	11:07:42.255
6		2:15.372	48.336	44.912	42.124	165.1	11:09:57.627

35 — Oscar Montalvo Fabeiro — CITROEN SAXO VTS

JRS — CLUB JARAMA SPORT

Vta.	D	Tiempo	Sector 1	Sector 2	Sector 3	V. Max.	Elapsed
1		10:58:10.431	10:56:32.650	1:00.840	36.941	55.9	10:58:10.431
2		2:07.171	48.396	43.056	35.719	172.8	11:00:17.602
3		2:07.602	48.242	43.086	36.274	173.6	11:02:25.204
4		2:07.397	48.274	43.377	35.746	174.1	11:04:32.601
5		2:07.182	48.465	42.667	36.050	173.3	11:06:39.783
6		2:07.014	48.101	42.991	35.922	174.1	11:08:46.797
7		2:07.475	48.637	42.981	35.857	173.0	11:10:54.272
8		2:07.262	48.612	43.065	35.585	173.3	11:13:01.534
9		2:07.282	49.232	42.634	35.416	175.0	11:15:08.816
10		2:51.093	56.701	57.145	57.247	174.7	11:17:59.909

36 — Miguel Angel Gonzalez Rol — CITROEN SAXO VTS

JRS — C.D.E. ULTIMA VUELTA

Vta.	D	Tiempo	Sector 1	Sector 2	Sector 3	V. Max.	Elapsed
1		10:58:16.844	10:56:41.720	53.960	41.164	69.9	10:58:16.844
2		2:24.898	55.393	50.363	39.142	144.5	11:00:41.742
3		2:10.321	49.200	44.170	36.951	170.3	11:02:52.063
4		2:10.264	49.368	43.964	36.932	171.1	11:05:02.327
5		2:09.125	48.966	43.731	36.428	168.7	11:07:11.452
6		2:09.719	49.227	44.050	36.442	171.7	11:09:21.171
7		2:10.669	49.134	44.394	37.141	170.3	11:11:31.840
8		2:14.967	50.552	46.573	37.842	171.7	11:13:46.807
9		2:34.219	52.880	52.719	48.620	152.1	11:16:21.026

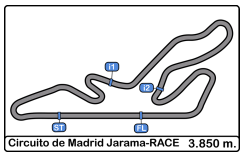

Circuito de Madrid Jarama - RACE

División 1

Entrenamiento cronometrado

Tiempos Por Vuelta

37 — Alberto Lazaro Barrasa — CITROEN SAXO VTS — JRS — C.D.E. ULTIMA VUELTA

Vta.	D	Tiempo	Sector 1	Sector 2	Sector 3	V. Max.	Elapsed
1		10:58:22.632	10:56:52.988	52.889	36.755	52.6	10:58:22.632
2		2:06.470	48.094	42.912	35.464	173.6	11:00:29.102
3		2:06.295	48.115	42.924	35.256	174.1	11:02:35.397
4		2:06.142	48.080	42.717	35.345	175.3	11:04:41.539
5		2:29.992	P 51.849	47.422	50.721	167.7	11:07:11.531
6		4:12.874	2:53.463	43.592	35.819	71.7	11:11:24.405
7		2:06.297	48.105	42.671	35.521	172.8	11:13:30.702
8		2:06.347	48.091	42.733	35.523	173.0	11:15:37.049
9		2:50.009	P 57.161	57.157	55.691	136.5	11:18:27.058

39 — Javier Parrilla Gonzalez — TOYOTA AYGO — 2 — EFICAR TEAM

Vta.	D	Tiempo	Sector 1	Sector 2	Sector 3	V. Max.	Elapsed
1		10:57:43.276	10:56:17.338	47.820	38.118	60.2	10:57:43.276
2		2:19.224	53.749	47.504	37.971	148.7	11:00:02.500
3		2:16.378	51.330	47.165	37.883	154.7	11:02:18.878
4		2:17.511	51.456	47.688	38.367	153.1	11:04:36.389
5		2:16.890	51.678	47.223	37.989	152.7	11:06:53.279
6		2:17.983	51.729	47.912	38.342	154.2	11:09:11.262
7		2:17.979	52.190	47.690	38.099	150.8	11:11:29.241
8		2:18.116	52.143	47.952	38.021	149.3	11:13:47.357
9		2:18.328	52.879	47.399	38.050	154.5	11:16:05.685
10		2:37.132	P 53.476	48.957	54.699	125.8	11:18:42.817

40 — Julian Mazuecos Fernandez — CITROEN SAXO VTS — JRS — A.D. CLEMENTE ARROYO

Vta.	D	Tiempo	Sector 1	Sector 2	Sector 3	V. Max.	Elapsed
1		10:58:27.493	10:56:58.501	50.461	38.531	80.1	10:58:27.493
2		2:05.480	47.980	42.571	34.929	176.7	11:00:32.973
3		2:04.681	47.509	42.228	34.944	177.3	11:02:37.654
4		2:17.103	P 47.376	42.995	46.732	178.2	11:04:54.757
5		3:42.925	2:24.303	42.391	36.231	84.1	11:08:37.682
6		2:06.009	48.170	42.619	35.220	175.0	11:10:43.691
7		2:05.066	47.622	42.440	35.004	176.4	11:12:48.757
8		2:05.162	47.629	42.362	35.171	177.0	11:14:53.919
9		2:22.606	P 50.216	45.613	46.777	175.8	11:17:16.525

41 — Alexander Villanueva Brox — CITROEN SAXO VTS — JRS — VSR eSports

Vta.	D	Tiempo	Sector 1	Sector 2	Sector 3	V. Max.	Elapsed
1		10:59:03.889	10:57:44.615	43.566	35.708	71.6	10:59:03.889
2		2:06.204	48.035	42.725	35.444	174.7	11:01:10.093
3		2:15.574	54.039	46.494	35.041	171.9	11:03:25.667
4		2:05.832	48.184	42.553	35.095	171.7	11:05:31.499
5		2:14.411	48.306	49.589	36.516	174.7	11:07:45.910
6		2:06.010	47.873	42.687	35.450	175.8	11:09:51.920
7		2:16.329	P 48.162	45.294	42.873	172.8	11:12:08.249

42 — Ignacio J. Leirana Castillo — CITROEN SAXO SPORT — 3 — IGNACIO J. LEIRANA CASTILLO

Vta.	D	Tiempo	Sector 1	Sector 2	Sector 3	V. Max.	Elapsed
1		10:57:09.140	10:55:56.331	40.335	32.474	77.3	10:57:09.140
2		1:54.543	44.342	38.463	31.738	187.5	10:59:03.683
3		1:53.323	43.525	37.754	32.044	191.8	11:00:57.006
4		1:53.351	43.778	37.747	31.826	191.1	11:02:50.357
5		2:32.767	P 50.930	52.634	49.203	156.2	11:05:23.124

43 — Christian Garcia Garcia — HONDA CIVIC 1.6 — 3 — EFICAR TEAM

Vta.	D	Tiempo	Sector 1	Sector 2	Sector 3	V. Max.	Elapsed
1		10:57:11.592	10:55:57.503	40.765	33.324	84.8	10:57:11.592
2		1:59.790	45.981	40.462	33.347	175.6	10:59:11.382
3		1:59.444	46.040	40.490	32.914	173.3	11:01:10.826
4		1:58.271	45.291	39.987	32.993	180.0	11:03:09.097
5		1:59.661	45.388	40.541	33.732	183.9	11:05:08.758
6			45.465	43.183		181.5	

44 — Stefano Bozzoni — BMW E36 — EN-3 — C.D.E. ULTIMA VUELTA

Vta.	D	Tiempo	Sector 1	Sector 2	Sector 3	V. Max.	Elapsed
1		11:00:40.177	10:59:19.546	45.302	35.329	87.6	11:00:40.177
2		2:01.333	46.456	40.727	34.150	193.2	11:02:41.510
3		2:02.404	47.433	40.628	34.343	175.6	11:04:43.914
4		2:00.904	46.717	40.390	33.797	195.6	11:06:44.818
5		2:29.136	P 53.300	45.165	50.671	197.8	11:09:13.954

45 — Guillermo Paz De Sierra — TOYOTA AYGO — CKV — RASANTE SPORT

Vta.	D	Tiempo	Sector 1	Sector 2	Sector 3	V. Max.	Elapsed
1		10:57:48.261	10:56:20.824	48.307	39.130	69.8	10:57:48.261
2		2:19.170	52.903	47.882	38.385	152.9	11:00:07.431
3		2:20.531	52.973	48.189	39.369	152.5	11:02:27.962
4		2:21.171	53.536	48.991	38.644	153.4	11:04:49.133
5		2:20.359	53.270	47.908	39.181	152.3	11:07:09.492
6		2:19.812	52.751	47.740	39.321	153.4	11:09:29.304
7		2:18.862	52.035	48.014	38.813	154.9	11:11:48.166
8		2:20.060	52.599	47.940	39.521	153.6	11:14:08.226
9		2:18.866	52.780	47.528	38.558	154.0	11:16:27.092
10		2:36.103	P 53.246	50.176	52.681	148.5	11:19:03.195

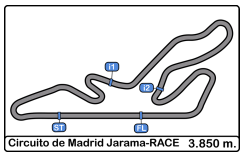

Circuito de Madrid Jarama - RACE
División 1
Entrenamiento cronometrado
Tiempos Por Vuelta

46 Deogracias Milan Cano — CITROEN SAXO VTS
JRS — C.D.E. ULTIMA VUELTA

Vta.	D	Tiempo	Sector 1	Sector 2	Sector 3	V. Max.	Elapsed
1		10:58:28.813	10:57:01.522	48.728	38.563	82.6	10:58:28.813
2		2:08.780	48.841	44.186	35.753	172.2	11:00:37.593
3		2:07.604	48.386	43.463	35.755	171.4	11:02:45.197
4		2:17.863	50.704	48.349	38.810	165.1	11:05:03.060
5		2:10.138	48.971	44.749	36.418	172.8	11:07:13.198
6		2:11.829	49.142	45.553	37.134	171.7	11:09:25.027
7		2:07.483	48.322	43.300	35.861	169.2	11:11:32.510
8		2:11.369	49.608	45.495	36.266	167.7	11:13:43.879
9		2:06.785	48.472	42.815	35.498	171.1	11:15:50.664
10		2:50.742	P 58.313	55.999	56.430	120.8	11:18:41.406

47 Samuel Gomez Gomez — TOYOTA AYGO
CKV — MOTORISMO MAGAZINE S.L.

Vta.	D	Tiempo	Sector 1	Sector 2	Sector 3	V. Max.	Elapsed
1		10:58:11.744	P 10:56:29.878	50.652	51.214	75.4	10:58:11.744
2		18:40.867	17:10.832	50.485	39.550	83.3	11:16:52.611
3			59.145			145.1	

48 Carlota Villanueva Jimenez — CITROEN SAXO VTS
JRS — VSR eSports

Vta.	D	Tiempo	Sector 1	Sector 2	Sector 3	V. Max.	Elapsed
1		10:59:03.145	10:57:38.110	47.298	37.737	84.5	10:59:03.145
2		2:14.008	50.746	45.289	37.973	162.4	11:01:17.153
3		2:12.738	50.147	45.909	36.682	167.7	11:03:29.891
4		2:11.137	49.527	44.795	36.815	169.2	11:05:41.028
5		2:11.776	49.910	45.105	36.761	170.0	11:07:52.804
6		2:12.184	49.412	44.866	37.906	170.3	11:10:04.988
7		2:15.278	52.348	45.720	37.210	157.6	11:12:20.266
8		2:11.165	49.522	44.963	36.680	171.7	11:14:31.431
9		2:11.800	49.852	45.235	36.713	171.4	11:16:43.231
10		2:27.245	P 50.442	46.620	50.183	169.2	11:19:10.476

49 Javier Conejero Gines — TOYOTA AYGO
2 — ESCUDERIA CIUDAD DE PLASENCIA

Vta.	D	Tiempo	Sector 1	Sector 2	Sector 3	V. Max.	Elapsed
1		10:57:55.024	10:56:29.053	47.605	38.366	62.8	10:57:55.024
2		2:18.420	52.416	47.656	38.348	150.6	11:00:13.444
3		2:18.265	52.083	48.019	38.163	151.2	11:02:31.709
4		2:17.749	51.934	47.323	38.492	152.5	11:04:49.458
5		2:19.124	52.434	47.580	39.110	152.1	11:07:08.582
6		2:19.921	53.207	47.847	38.867	149.5	11:09:28.503
7		2:17.325	51.731	47.553	38.041	151.0	11:11:45.828
8		2:17.343	51.919	47.318	38.106	151.0	11:14:03.171
9		2:19.167	52.230		2:57.273	150.4	11:16:22.338
10		2:40.063	P 56.020	51.462	52.581	150.2	11:19:02.401

51 Adrian Martinez Pérez — CITROEN SAXO VTS
JRS — ESCUDERIA CENTRO

Vta.	D	Tiempo	Sector 1	Sector 2	Sector 3	V. Max.	Elapsed
1		10:57:26.780	10:56:05.045	45.436	36.299	72.9	10:57:26.780
2		2:10.239	50.024	44.237	35.978	167.7	10:59:37.019
3		2:09.457	49.550	43.703	36.204	168.2	11:01:46.476
4		2:09.632	49.548	44.097	35.987	167.9	11:03:56.108
5		2:21.273	49.587	55.224	36.462	170.3	11:06:17.381
6		2:13.175	49.282	44.013	39.880	170.0	11:08:30.556
7		2:10.329	49.848	44.180	36.301	169.2	11:10:40.885
8		2:10.347	49.348	44.581	36.418	169.0	11:12:51.232
9		2:09.676	49.501	44.005	36.170	171.9	11:15:00.908
10		2:45.204	P 56.918	54.230	54.056	154.2	11:17:46.112

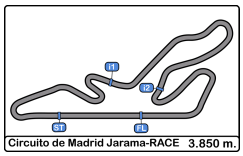

Circuito de Madrid Jarama - RACE

División 1

Entrenamiento cronometrado

Mejores Sectores

	Sector - 1			Sector - 2			Sector - 3			Vuelta Ideal vs Mejor Vuelta					
Clas	Nº	Piloto	Tiempo	Nº	Piloto	Tiempo	Nº	Piloto	Tiempo	Clas	Nº	Piloto	Vta. Ideal	Mejor Vta.	Clas
1	42	Ignacio J. Leirana Castillo	43.525	42	Ignacio J. Leirana Castillo	37.747	42	Ignacio J. Leirana Castillo	31.738	1	42	Ignacio J. Leirana Castillo	1:53.010	1:53.323	1
2	5	Alvaro Villanueva Capote	44.192	26	Angel Lafuente Lopez	38.490	5	Alvaro Villanueva Capote	32.110	2	5	Alvaro Villanueva Capote	1:55.017	1:55.288	2
3	26	Angel Lafuente Lopez	44.273	5	Alvaro Villanueva Capote	38.715	26	Angel Lafuente Lopez	32.328	3	26	Angel Lafuente Lopez	1:55.091	1:55.297	3
4	9	Santiago Castilla Salinero	44.875	19	Adrian Martin Abraldes	39.747	9	Santiago Castilla Salinero	32.823	4	9	Santiago Castilla Salinero	1:57.737	1:58.156	5
5	16	Eduardo Alonso De Pablo	44.968	16	Eduardo Alonso De Pablo	39.798	43	Christian Garcia Garcia	32.914	5	16	Eduardo Alonso De Pablo	1:58.109	1:58.128	4
6	43	Christian Garcia Garcia	45.291	43	Christian Garcia Garcia	39.987	19	Adrian Martin Abraldes	33.019	6	43	Christian Garcia Garcia	1:58.192	1:58.271	6
7	12	Jorge Vila Sainz	45.424	9	Santiago Castilla Salinero	40.039	16	Eduardo Alonso De Pablo	33.343	7	19	Adrian Martin Abraldes	1:58.259	1:58.672	7
8	19	Adrian Martin Abraldes	45.493	7	Jaime Cela Talavera	40.082	7	Jaime Cela Talavera	33.608	8	7	Jaime Cela Talavera	1:59.388	2:00.603	9
9	7	Jaime Cela Talavera	45.698	12	Jorge Vila Sainz	40.388	12	Jorge Vila Sainz	33.741	9	12	Jorge Vila Sainz	1:59.553	1:59.829	8
10	44	Stefano Bozzoni	46.456	44	Stefano Bozzoni	40.390	44	Stefano Bozzoni	33.797	10	44	Stefano Bozzoni	2:00.643	2:00.904	10
11	4	Escolar Avarez - Vigara Tena	46.564	4	Escolar Avarez - Vigara Tena	40.659	4	Escolar Avarez - Vigara Tena	33.932	11	4	Escolar Avarez - Vigara Tena	2:01.155	2:01.643	11
12	25	Guillermo Del Moral Garcia	47.367	13	Roberto Felix Moreno Cortes	42.078	13	Roberto Felix Moreno Cortes	34.400	12	13	Roberto Felix Moreno Cortes	2:03.891	2:04.389	13
13	40	Julian Mazuecos Fernandez	47.376	40	Julian Mazuecos Fernandez	42.228	25	Guillermo Del Moral Garcia	34.498	13	25	Guillermo Del Moral Garcia	2:04.112	2:04.218	12
14	13	Roberto Felix Moreno Cortes	47.413	25	Guillermo Del Moral Garcia	42.247	27	Victor Garrido Gonzalez	34.906	14	40	Julian Mazuecos Fernandez	2:04.533	2:04.681	14
15	14	Agustin Arce Pi	47.858	14	Agustin Arce Pi	42.320	40	Julian Mazuecos Fernandez	34.929	15	14	Agustin Arce Pi	2:05.386	2:05.408	15
16	41	Alexander Villanueva Brox	47.873	41	Alexander Villanueva Brox	42.553	41	Alexander Villanueva Brox	35.041	16	41	Alexander Villanueva Brox	2:05.467	2:05.832	16
17	27	Victor Garrido Gonzalez	47.949	35	Oscar Montalvo Fabeiro	42.634	14	Agustin Arce Pi	35.208	17	27	Victor Garrido Gonzalez	2:05.924	2:05.924	17
18	22	Javier Fraile Gonzalez	48.058	37	Alberto Lazaro Barrasa	42.671	37	Alberto Lazaro Barrasa	35.256	18	37	Alberto Lazaro Barrasa	2:06.007	2:06.142	18
19	37	Alberto Lazaro Barrasa	48.080	46	Deogracias Milan Cano	42.815	22	Javier Fraile Gonzalez	35.369	19	35	Oscar Montalvo Fabeiro	2:06.151	2:07.014	21
20	35	Oscar Montalvo Fabeiro	48.101	22	Javier Fraile Gonzalez	42.836	35	Oscar Montalvo Fabeiro	35.416	20	22	Javier Fraile Gonzalez	2:06.263	2:06.521	19
21	34	Diego Villanueva Capote	48.188	27	Victor Garrido Gonzalez	43.069	34	Diego Villanueva Capote	35.483	21	46	Deogracias Milan Cano	2:06.635	2:06.785	20
22	46	Deogracias Milan Cano	48.322	34	Diego Villanueva Capote	43.094	46	Deogracias Milan Cano	35.498	22	34	Diego Villanueva Capote	2:06.765	2:07.350	22
23	6	Francisco Comendador Diaz-Maroto	48.464	6	Francisco Comendador Diaz-Maroto	43.172	6	Francisco Comendador Diaz-Maroto	35.890	23	6	Francisco Comendador Diaz-Maroto	2:07.526	2:07.768	23
24	36	Miguel Angel Gonzalez Rol	48.966	51	Adrian Martinez Pérez	43.703	51	Adrian Martinez Pérez	35.978	24	51	Adrian Martinez Pérez	2:08.963	2:09.457	25
25	51	Adrian Martinez Pérez	49.282	36	Miguel Angel Gonzalez Rol	43.731	36	Miguel Angel Gonzalez Rol	36.428	25	36	Miguel Angel Gonzalez Rol	2:09.125	2:09.125	24
26	48	Carlota Villanueva Jimenez	49.412	48	Carlota Villanueva Jimenez	44.795	48	Carlota Villanueva Jimenez	36.680	26	48	Carlota Villanueva Jimenez	2:10.887	2:11.137	26
27	33	Gonzalez Suarez - Sainz Dochado	51.078	33	Gonzalez Suarez - Sainz Dochado	45.342	33	Gonzalez Suarez - Sainz Dochado	37.679	27	33	Gonzalez Suarez - Sainz Dochado	2:14.099	2:14.501	27
28	39	Javier Parrilla Gonzalez	51.330	39	Javier Parrilla Gonzalez	47.165	23	Miguel Gonzalez Manzaneque	37.770	28	39	Javier Parrilla Gonzalez	2:16.378	2:16.378	28
29	21	Daniel Losada Iglesias	51.423	21	Daniel Losada Iglesias	47.239	21	Daniel Losada Iglesias	37.789	29	21	Daniel Losada Iglesias	2:16.451	2:16.563	29
30	23	Miguel Gonzalez Manzaneque	51.483	23	Miguel Gonzalez Manzaneque	47.249	39	Javier Parrilla Gonzalez	37.883	30	23	Miguel Gonzalez Manzaneque	2:16.502	2:16.676	30
31	49	Javier Conejero Gines	51.731	29	Ruben Gonzalez Checa	47.276	29	Ruben Gonzalez Checa	37.922	31	29	Ruben Gonzalez Checa	2:17.031	2:17.305	32
32	20	Sergio Casalins Martinez	51.787	49	Javier Conejero Gines	47.318	20	Sergio Casalins Martinez	37.922	32	20	Sergio Casalins Martinez	2:17.073	2:17.073	31
33	29	Ruben Gonzalez Checa	51.833	20	Sergio Casalins Martinez	47.364	49	Javier Conejero Gines	38.041	33	49	Javier Conejero Gines	2:17.090	2:17.325	33
34	31	Alberto Gonzalez Checa	51.956	45	Guillermo Paz De Sierra	47.528	31	Alberto Gonzalez Checa	38.046	34	31	Alberto Gonzalez Checa	2:17.567	2:17.791	34
35	45	Guillermo Paz De Sierra	52.035	31	Alberto Gonzalez Checa	47.565	45	Guillermo Paz De Sierra	38.385	35	45	Guillermo Paz De Sierra	2:17.948	2:18.862	35
36	8	Miguel Garcia Salazar	52.298	18	Oriol Gonzalez Morales	47.834	18	Oriol Gonzalez Morales	38.515	36	18	Oriol Gonzalez Morales	2:18.980	2:18.994	36
37	18	Oriol Gonzalez Morales	52.631	8	Miguel Garcia Salazar	48.287	8	Miguel Garcia Salazar	38.763	37	8	Miguel Garcia Salazar	2:19.348	2:19.415	37
38	47	Samuel Gomez Gomez	59.145	47	Samuel Gomez Gomez	50.485	47	Samuel Gomez Gomez	39.550	38	47	Samuel Gomez Gomez	2:29.180	Transpo	38

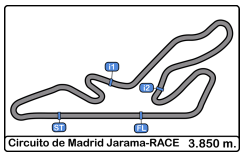

Circuito de Madrid Jarama - RACE
División 1
Entrenamiento cronometrado
5 Mejores Tiempos

						Mejor 1		Mejor 2		Mejor 3		Mejor 4		Mejor 5	
Clas	**Nº**	**Piloto**	**Concursante**	**Vehiculo**	**Cat**	**Tiempo**	**Vta.**	**Tiempo**	**Vta.**	**Tiempo**	**Vta.**	**Tiempo**	**Vta.**	**Tiempo**	**Vta.**
1	**42**	Ignacio J. Leirana Castillo	IGNACIO J. LEIRANA CASTILLO	CITROEN SAXO	3	**1:53.323**	3	1:53.351	4	1:54.543	2	2:32.767	5		
2	**5**	Alvaro Villanueva Capote	VSR eSports	BMW E36 325i	EN-3	**1:55.288**	6	1:55.364	3	1:55.388	4	1:56.960	5	2:03.833	2
3	**26**	Angel Lafuente Lopez	VSR eSports	BMW E36 325i	EN-3	**1:55.297**	4	1:55.345	6	1:55.555	3	1:56.528	5	2:03.385	2
4	**16**	Eduardo Alonso De Pablo	R A C E	HYUNDAI GETZ	3	**1:58.128**	2								
5	**9**	Santiago Castilla Salinero	EFICAR TEAM	HYUNDAI GETZ 1.5 CRDi	3	**1:58.156**	2	1:58.470	3	2:25.247	4				
6	**43**	Christian Garcia Garcia	EFICAR TEAM	HONDA CIVIC 1.6	3	**1:58.271**	4	1:59.444	3	1:59.661	5	1:59.790	2		
7	**19**	Adrian Martin Abraldes	CLUB JARAMA SPORT	HYUNDAI GETZ 1.5 CRDi	3	**1:58.672**	5	1:58.902	8	2:00.905	2	2:05.100	4	2:06.266	3
8	**12**	Jorge Vila Sainz	C.D.E. NACIONAL -CNCC- DE CARRERA DE CAMIONES	HYUNDAI GETZ 1.5 CRDi	3	**1:59.829**	7	2:00.929	8	2:01.265	4	2:05.978	3	2:06.027	2
9	**7**	Jaime Cela Talavera	RASANTE SPORT	CITROEN SAXO 1.6	3	**2:00.603**	7	2:01.105	8	2:01.999	3	2:02.900	2	2:03.383	4
10	**44**	Stefano Bozzoni	C.D.E. ULTIMA VUELTA	BMW E36	EN-3	**2:00.904**	4	2:01.333	2	2:02.404	3	2:29.136	5		
11	**4**	Escolar Avarez - Vigara Tena	EFICAR TEAM	BMW E36 325i	EN-3	**2:01.643**	4	2:01.716	9	2:02.010	10	2:02.445	6	2:02.660	3
12	**25**	Guillermo Del Moral Garcia	CLUB JARAMA SPORT	HYUNDAI ACCENT	2	**2:04.218**	8	2:04.232	7	2:04.651	4	2:05.342	3	2:07.064	2
13	**13**	Roberto Felix Moreno Cortes	C.D.E. NACIONAL -CNCC- DE CARRERA DE CAMIONES	HYUNDAI GETZ 1.5 CRDi	3	**2:04.389**	8	2:05.019	9	2:06.507	7	2:08.287	6	2:15.140	2
14	**40**	Julian Mazuecos Fernandez	A.D. CLEMENTE ARROYO	CITROEN SAXO VTS	JRS	**2:04.681**	3	2:05.066	7	2:05.162	8	2:05.480	2	2:06.009	6
15	**14**	Agustin Arce Pi	C.D.E. ULTIMA VUELTA	CITROEN SAXO VTS	JRS	**2:05.408**	2	2:05.706	3	2:15.281	4				
16	**41**	Alexander Villanueva Brox	VSR eSports	CITROEN SAXO VTS	JRS	**2:05.832**	4	2:06.010	6	2:06.204	2	2:14.411	5	2:15.574	3
17	**27**	Victor Garrido Gonzalez	CLUB JARAMA SPORT	SUZUKI SWIFT CUP	2	**2:05.924**	3	2:06.706	8	2:07.280	7	2:07.979	2	2:09.361	4
18	**37**	Alberto Lazaro Barrasa	C.D.E. ULTIMA VUELTA	CITROEN SAXO VTS	JRS	**2:06.142**	4	2:06.295	3	2:06.297	7	2:06.347	8	2:06.470	2
19	**22**	Javier Fraile Gonzalez	VSR eSports	CITROEN SAXO VTS	JRS	**2:06.521**	9	2:07.040	6	2:07.324	4	2:07.357	7	2:07.397	8
20	**46**	Deogracias Milan Cano	C.D.E. ULTIMA VUELTA	CITROEN SAXO VTS	JRS	**2:06.785**	9	2:07.483	7	2:07.604	3	2:08.780	2	2:10.138	5
21	**35**	Oscar Montalvo Fabeiro	CLUB JARAMA SPORT	CITROEN SAXO VTS	JRS	**2:07.014**	6	2:07.171	2	2:07.182	5	2:07.262	8	2:07.282	9
22	**34**	Diego Villanueva Capote	VSR eSports	CITROEN SAXO VTS	JRS	**2:07.350**	4	2:08.301	5	2:10.766	2	2:10.968	3	2:15.372	6
23	**6**	Francisco Comendador Diaz-Maroto	C.D.E. DEYSCOM SPORT	CITROEN SAXO VTS	JRS	**2:07.768**	6	2:08.264	8	2:08.462	5	2:11.225	3	2:12.719	4
24	**36**	Miguel Angel Gonzalez Rol	C.D.E. ULTIMA VUELTA	CITROEN SAXO VTS	JRS	**2:09.125**	5	2:09.719	6	2:10.264	4	2:10.321	3	2:10.669	7
25	**51**	Adrian Martinez Pérez	ESCUDERIA CENTRO	CITROEN SAXO VTS	JRS	**2:09.457**	3	2:09.632	4	2:09.676	9	2:10.239	2	2:10.329	7
26	**48**	Carlota Villanueva Jimenez	VSR eSports	CITROEN SAXO VTS	JRS	**2:11.137**	4	2:11.165	8	2:11.776	5	2:11.800	9	2:12.184	6
27	**33**	Gonzalez Suarez - Sainz Dochado	C.D.E. ULTIMA VUELTA	PEUGEOT 309 GTI	EN-2	**2:14.501**	4	2:15.333	3	2:15.885	7	2:15.942	2	2:22.925	5
28	**39**	Javier Parrilla Gonzalez	EFICAR TEAM	TOYOTA AYGO	2	**2:16.378**	3	2:16.890	5	2:17.511	4	2:17.979	7	2:17.983	6
29	**21**	Daniel Losada Iglesias	MOTORISMO MAGAZINE S.L.	TOYOTA AYGO	CKV	**2:16.563**	7	2:16.806	6	2:16.875	3	2:16.934	9	2:17.269	5
30	**23**	Miguel Gonzalez Manzaneque	PARADINAS MOTORSPORT	TOYOTA AYGO	CKV	**2:16.676**	3	2:17.059	6	2:17.328	5	2:17.328	7	2:17.930	2
31	**20**	Sergio Casalins Martinez	MOTORISMO MAGAZINE S.L.	TOYOTA AYGO	CKV	**2:17.073**	9	2:17.770	3	2:17.847	6	2:18.270	4	2:18.466	5
32	**29**	Ruben Gonzalez Checa	C.D.E. ULTIMA VUELTA	TOYOTA AYGO	CKV	**2:17.305**	8	2:17.684	7	2:18.058	2	2:18.444	6	2:20.105	5
33	**49**	Javier Conejero Gines	ESCUDERIA CIUDAD DE PLASENCIA	TOYOTA AYGO	2	**2:17.325**	7	2:17.343	8	2:17.749	4	2:18.265	3	2:18.420	2
34	**31**	Alberto Gonzalez Checa	C.D.E. ULTIMA VUELTA	TOYOTA AYGO	2	**2:17.791**	7	2:17.794	8	2:18.544	2	2:19.738	6	2:20.132	5
35	**45**	Guillermo Paz De Sierra	RASANTE SPORT	TOYOTA AYGO	CKV	**2:18.862**	7	2:18.866	9	2:19.170	2	2:19.812	6	2:20.060	8
36	**18**	Oriol Gonzalez Morales	ESCUDERIA CENTRO	TOYOTA AYGO	2	**2:18.994**	9	2:19.024	8	2:20.609	2	2:20.692	5	2:23.273	6
37	**8**	Miguel Garcia Salazar	LA RUINA RACING	TOYOTA AYGO	2	**2:19.415**	6	2:20.047	5	2:22.542	4	2:23.879	2	2:28.824	3
38	**47**	Samuel Gomez Gomez	MOTORISMO MAGAZINE S.L.	TOYOTA AYGO	CKV	**18:40.86**	2								

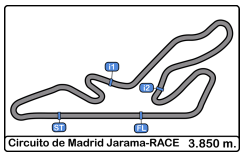

Circuito de Madrid Jarama - RACE
División 1
Entrenamiento cronometrado
5 Mejores Velocidades

						Maxima 1		Maxima 2		Maxima 3		Maxima 4		Maxima 5		
Clas	Nº	Piloto	Concursante	Vehiculo	Cat	Km/h	Vta.	Km/h	Vta.	Km/h	Vta.	Km/h	Vta.	Km/h	Vta.	Media
1	44	Stefano Bozzoni	C.D.E. ULTIMA VUELTA	BMW E36	EN-3	**197.8**	5	195.6	4	193.2	2	175.6	3	87.6	1	169.9
2	26	Angel Lafuente Lopez	VSR eSports	BMW E36 325i	EN-3	**194.9**	3	191.8	2	190.8	5	190.1	6	189.8	4	191.5
3	7	Jaime Cela Talavera	RASANTE SPORT	CITROEN SAXO 1.6	3	**194.2**	8	188.1	2	187.5	4	185.5	5	183.0	7	187.7
4	42	Ignacio J. Leirana Castillo	IGNACIO J. LEIRANA CASTILLO	CITROEN SAXO	3	**191.8**	3	191.1	4	187.5	2	156.2	5	77.3	1	160.8
5	5	Alvaro Villanueva Capote	VSR eSports	BMW E36 325i	EN-3	**191.1**	6	190.1	3	188.1	4	186.8	7	185.5	5	188.3
6	4	Escolar Avarez - Vigara Tena	EFICAR TEAM	BMW E36 325i	EN-3	**190.8**	6	187.5	10	186.8	9	186.2	7	183.9	3	187.0
7	9	Santiago Castilla Salinero	EFICAR TEAM	HYUNDAI GETZ 1.5 CRDi	3	**186.5**	3	182.1	2	131.7	4	78.4	1			144.7
8	19	Adrian Martin Abraldes	CLUB JARAMA SPORT	HYUNDAI GETZ 1.5 CRDi	3	**186.5**	8	186.2	6	184.3	4	183.9	5	180.9	2	184.3
9	16	Eduardo Alonso De Pablo	R A C E	HYUNDAI GETZ	3	**185.8**	2	99.0	3	77.6	1					120.8
10	43	Christian Garcia Garcia	EFICAR TEAM	HONDA CIVIC 1.6	3	**183.9**	5	181.5	6	180.0	4	175.6	2	173.3	3	178.8
11	12	Jorge Vila Sainz	C.D.E. NACIONAL -CNCC- DE CARRERA DE CAMIONES	HYUNDAI GETZ 1.5 CRDi	3	**181.8**	3	180.6	4	180.6	5	180.6	8	179.7	2	180.6
12	40	Julian Mazuecos Fernandez	A.D. CLEMENTE ARROYO	CITROEN SAXO VTS	JRS	**178.2**	4	177.3	3	177.0	8	176.7	2	176.4	7	177.1
13	41	Alexander Villanueva Brox	VSR eSports	CITROEN SAXO VTS	JRS	**175.8**	6	174.7	2	174.7	5	172.8	7	171.9	3	174.0
14	13	Roberto Felix Moreno Cortes	C.D.E. NACIONAL -CNCC- DE CARRERA DE CAMIONES	HYUNDAI GETZ 1.5 CRDi	3	**175.6**	3	163.3	9	163.1	5	156.7	6	156.7	8	163.1
15	37	Alberto Lazaro Barrasa	C.D.E. ULTIMA VUELTA	CITROEN SAXO VTS	JRS	**175.3**	4	174.1	3	173.6	2	173.0	8	172.8	7	173.8
16	35	Oscar Montalvo Fabeiro	CLUB JARAMA SPORT	CITROEN SAXO VTS	JRS	**175.0**	9	174.7	10	174.1	4	174.1	6	173.6	3	174.3
17	22	Javier Fraile Gonzalez	VSR eSports	CITROEN SAXO VTS	JRS	**174.7**	9	174.1	5	173.9	3	173.9	6	173.6	4	174.0
18	25	Guillermo Del Moral Garcia	CLUB JARAMA SPORT	HYUNDAI ACCENT	2	**174.1**	8	172.2	4	171.9	7	171.1	3	169.8	2	171.8
19	6	Francisco Comendador Diaz-Maroto	C.D.E. DEYSCOM SPORT	CITROEN SAXO VTS	JRS	**173.3**	7	172.8	4	172.8	6	172.2	8	171.7	5	172.5
20	46	Deogracias Milan Cano	C.D.E. ULTIMA VUELTA	CITROEN SAXO VTS	JRS	**172.8**	5	172.2	2	171.7	6	171.4	3	171.1	9	171.8
21	51	Adrian Martinez Pérez	ESCUDERIA CENTRO	CITROEN SAXO VTS	JRS	**171.9**	9	170.3	5	170.0	6	169.2	7	169.0	8	170.1
22	36	Miguel Angel Gonzalez Rol	C.D.E. ULTIMA VUELTA	CITROEN SAXO VTS	JRS	**171.7**	6	171.7	8	171.1	4	170.3	3	170.3	7	171.0
23	48	Carlota Villanueva Jimenez	VSR eSports	CITROEN SAXO VTS	JRS	**171.7**	8	171.4	9	170.3	6	170.0	5	169.2	4	170.5
24	14	Agustin Arce Pi	C.D.E. ULTIMA VUELTA	CITROEN SAXO VTS	JRS	**171.1**	3	170.3	2	169.0	4	70.3	1			145.2
25	34	Diego Villanueva Capote	VSR eSports	CITROEN SAXO VTS	JRS	**171.1**	4	170.6	2	170.0	5	165.1	6	160.2	3	167.4
26	27	Victor Garrido Gonzalez	CLUB JARAMA SPORT	SUZUKI SWIFT CUP	2	**168.2**	3	164.8	8	163.8	7	163.1	4	161.4	5	164.3
27	33	Gonzalez Suarez - Sainz Dochado	C.D.E. ULTIMA VUELTA	PEUGEOT 309 GTI	EN-2	**167.9**	8	166.4	7	166.1	3	166.1	5	162.6	2	165.8
28	21	Daniel Losada Iglesias	MOTORISMO MAGAZINE S.L.	TOYOTA AYGO	CKV	**155.1**	9	152.7	8	152.5	5	152.3	3	151.8	6	152.9
29	45	Guillermo Paz De Sierra	RASANTE SPORT	TOYOTA AYGO	CKV	**154.9**	7	154.0	9	153.6	8	153.4	4	153.4	6	153.8
30	39	Javier Parrilla Gonzalez	EFICAR TEAM	TOYOTA AYGO	2	**154.7**	3	154.5	9	154.2	6	153.1	4	152.7	5	153.8
31	23	Miguel Gonzalez Manzaneque	PARADINAS MOTORSPORT	TOYOTA AYGO	CKV	**154.5**	2	154.5	5	154.0	6	153.8	7	153.4	3	154.0
32	29	Ruben Gonzalez Checa	C.D.E. ULTIMA VUELTA	TOYOTA AYGO	CKV	**154.5**	5	153.6	6	153.4	2	152.9	3	152.1	8	153.3
33	8	Miguel Garcia Salazar	LA RUINA RACING	TOYOTA AYGO	2	**153.4**	6	152.7	3	151.4	5	150.8	2	149.1	4	151.5
34	20	Sergio Casalins Martinez	MOTORISMO MAGAZINE S.L.	TOYOTA AYGO	CKV	**152.9**	9	152.3	3	152.1	8	151.0	6	150.6	5	151.8
35	49	Javier Conejero Gines	ESCUDERIA CIUDAD DE PLASENCIA	TOYOTA AYGO	2	**152.5**	4	152.1	5	151.2	3	151.0	7	151.0	8	151.6
36	18	Oriol Gonzalez Morales	ESCUDERIA CENTRO	TOYOTA AYGO	2	**152.1**	8	151.8	9	151.6	5	150.6	2	149.5	3	151.1
37	31	Alberto Gonzalez Checa	C.D.E. ULTIMA VUELTA	TOYOTA AYGO	2	**149.3**	8	148.9	5	148.9	6	148.7	7	148.5	2	148.9
38	47	Samuel Gomez Gomez	MOTORISMO MAGAZINE S.L.	TOYOTA AYGO	CKV	**145.1**	3	83.3	2	75.4	1					101.3

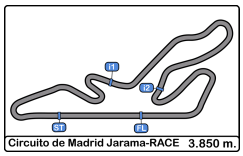

Circuito de Madrid Jarama - RACE

División 1

Entrenamiento cronometrado

Secuencia Vueltas Rápidas

Vta	Hora Día	T Sesion	Nº	Piloto	Concursante	Vehiculo	Cat	Tlempo	Km/h
2	10:59:03.683	4:03.683	**42**	Ignacio J. Leirana Castillo	IGNACIO J. LEIRANA CASTILLO	CITROEN SAXO	3	**1:54.543**	121.0
3	11:00:57.006	5:57.006	**42**	Ignacio J. Leirana Castillo	IGNACIO J. LEIRANA CASTILLO	CITROEN SAXO	3	**1:53.323**	122.3

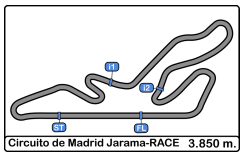

Circuito de Madrid Jarama - RACE
División 1
Entrenamiento cronometrado
Mejor Máxima Velocidad del Evento

Cls	Nº	Piloto	Concursante	Vehiculo	Cat	Km/h	Sesión
1	44	Stefano Bozzoni	C.D.E. ULTIMA VUELTA	BMW E36	EN-3	197.8	Entrenamiento cronometrado
2	26	Angel Lafuente Lopez	VSR eSports	BMW E36 325i	EN-3	194.9	Entrenamiento cronometrado
3	7	Jaime Cela Talavera	RASANTE SPORT	CITROEN SAXO 1.6	3	194.2	Entrenamiento cronometrado
4	42	Ignacio J. Leirana Castillo	IGNACIO J. LEIRANA CASTILLO	CITROEN SAXO SPORT	3	191.8	Entrenamiento cronometrado
5	5	Alvaro Villanueva Capote	VSR eSports	BMW E36 325i	EN-3	191.1	Entrenamiento cronometrado
6	4	Escolar Avarez - Vigara Tena	EFICAR TEAM	BMW E36 325i	EN-3	190.8	Entrenamiento Libre
7	16	Eduardo Alonso De Pablo	R A C E	HYUNDAI GETZ	3	188.4	Entrenamiento Libre
8	9	Santiago Castilla Salinero	EFICAR TEAM	HYUNDAI GETZ 1.5 CRDi	3	187.8	Entrenamiento Libre
9	19	Adrian Martin Abraldes	CLUB JARAMA SPORT	HYUNDAI GETZ 1.5 CRDi	3	186.5	Entrenamiento cronometrado
10	43	Christian Garcia Garcia	EFICAR TEAM	HONDA CIVIC 1.6	3	183.9	Entrenamiento cronometrado
11	12	Jorge Vila Sainz	C.D.E. NACIONAL -CNCC- DE CARRERA DE CAMIONES	HYUNDAI GETZ 1.5 CRDi	3	182.7	Entrenamiento Libre
12	40	Julian Mazuecos Fernandez	A.D. CLEMENTE ARROYO	CITROEN SAXO VTS	JRS	178.2	Entrenamiento Libre
13	25	Guillermo Del Moral Garcia	CLUB JARAMA SPORT	HYUNDAI ACCENT	2	177.9	Entrenamiento Libre
14	35	Oscar Montalvo Fabeiro	CLUB JARAMA SPORT	CITROEN SAXO VTS	JRS	177.6	Entrenamiento Libre
15	37	Alberto Lazaro Barrasa	C.D.E. ULTIMA VUELTA	CITROEN SAXO VTS	JRS	176.7	Entrenamiento Libre
16	41	Alexander Villanueva Brox	VSR eSports	CITROEN SAXO VTS	JRS	176.4	Entrenamiento Libre
17	22	Javier Fraile Gonzalez	VSR eSports	CITROEN SAXO VTS	JRS	176.4	Entrenamiento Libre
18	13	Roberto Felix Moreno Cortes	C.D.E. NACIONAL -CNCC- DE CARRERA DE CAMIONES	HYUNDAI GETZ 1.5 CRDi	3	175.6	Entrenamiento cronometrado
19	46	Deogracias Milan Cano	C.D.E. ULTIMA VUELTA	CITROEN SAXO VTS	JRS	174.4	Entrenamiento Libre
20	51	Adrian Martinez Pérez	ESCUDERIA CENTRO	CITROEN SAXO VTS	JRS	174.1	Entrenamiento Libre
21	6	Francisco Comendador Diaz-Maroto	C.D.E. DEYSCOM SPORT	CITROEN SAXO VTS	JRS	173.6	Entrenamiento Libre
22	34	Diego Villanueva Capote	VSR eSports	CITROEN SAXO VTS	JRS	173.3	Entrenamiento Libre
23	48	Carlota Villanueva Jimenez	VSR eSports	CITROEN SAXO VTS	JRS	173.0	Entrenamiento Libre
24	36	Miguel Angel Gonzalez Rol	C.D.E. ULTIMA VUELTA	CITROEN SAXO VTS	JRS	172.2	Entrenamiento Libre
25	14	Agustin Arce Pi	C.D.E. ULTIMA VUELTA	CITROEN SAXO VTS	JRS	171.1	Entrenamiento cronometrado
26	27	Victor Garrido Gonzalez	CLUB JARAMA SPORT	SUZUKI SWIFT CUP	2	168.2	Entrenamiento cronometrado
27	33	Gonzalez Suarez - Sainz Dochado	C.D.E. ULTIMA VUELTA	PEUGEOT 309 GTI	EN-2	167.9	Entrenamiento cronometrado
28	23	Miguel Gonzalez Manzaneque	PARADINAS MOTORSPORT	TOYOTA AYGO	CKV	157.2	Entrenamiento Libre
29	39	Javier Parrilla Gonzalez	EFICAR TEAM	TOYOTA AYGO	2	156.7	Entrenamiento Libre
30	21	Daniel Losada Iglesias	MOTORISMO MAGAZINE S.L.	TOYOTA AYGO	CKV	156.0	Entrenamiento Libre
31	29	Ruben Gonzalez Checa	C.D.E. ULTIMA VUELTA	TOYOTA AYGO	CKV	155.3	Entrenamiento Libre
32	45	Guillermo Paz De Sierra	RASANTE SPORT	TOYOTA AYGO	CKV	154.9	Entrenamiento cronometrado
33	20	Sergio Casalins Martinez	MOTORISMO MAGAZINE S.L.	TOYOTA AYGO	CKV	154.5	Entrenamiento Libre
34	49	Javier Conejero Gines	ESCUDERIA CIUDAD DE PLASENCIA	TOYOTA AYGO	2	154.2	Entrenamiento Libre
35	31	Alberto Gonzalez Checa	C.D.E. ULTIMA VUELTA	TOYOTA AYGO	2	153.8	Entrenamiento Libre
36	8	Miguel Garcia Salazar	LA RUINA RACING	TOYOTA AYGO	2	153.4	Entrenamiento cronometrado
37	18	Oriol Gonzalez Morales	ESCUDERIA CENTRO	TOYOTA AYGO	2	152.1	Entrenamiento cronometrado
38	47	Samuel Gomez Gomez	MOTORISMO MAGAZINE S.L.	TOYOTA AYGO	CKV	145.1	Entrenamiento cronometrado
39	24	Ivan Lopez Gomez	CLUB JARAMA SPORT	SUZUKI SWIFT SPORT	2	115.0	Entrenamiento Libre

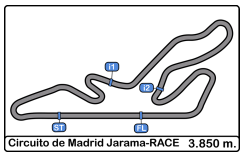

Circuito de Madrid Jarama - RACE

División 1

Entrenamiento cronometrado

Tiempos Parada en Pit

7 Jaime Cela Talavera — CITROEN SAXO 1.6

3 — RASANTE SPORT

Nr.	Hora Día Entrada	Tiempo Entrada	Tiempo Salida	Tiempo Box	T. Box Total
1	11:07:08.942	11:07:08.942	11:08:57.604	0:01:48.662	0:01:48.662

12 Jorge Vila Sainz — HYUNDAI GETZ 1.5 CRDi

3 — C.D.E. NACIONAL -CNCC- DE CARRERA DE

Nr.	Hora Día Entrada	Tiempo Entrada	Tiempo Salida	Tiempo Box	T. Box Total
1	11:06:13.215	11:06:13.215	11:07:29.863	0:01:16.648	0:01:16.648

13 Roberto Felix Moreno Cortes — HYUNDAI GETZ 1.5 CRDi

3 — C.D.E. NACIONAL -CNCC- DE CARRERA DE

Nr.	Hora Día Entrada	Tiempo Entrada	Tiempo Salida	Tiempo Box	T. Box Total
1	11:02:00.731	11:02:00.731	11:03:15.819	0:01:15.088	0:01:15.088

19 Adrian Martin Abraldes — HYUNDAI GETZ 1.5 CRDi

3 — CLUB JARAMA SPORT

Nr.	Hora Día Entrada	Tiempo Entrada	Tiempo Salida	Tiempo Box	T. Box Total
1	11:08:39.509	11:08:39.509	11:10:26.333	0:01:46.824	0:01:46.824

25 Guillermo Del Moral Garcia — HYUNDAI ACCENT

2 — CLUB JARAMA SPORT

Nr.	Hora Día Entrada	Tiempo Entrada	Tiempo Salida	Tiempo Box	T. Box Total
1	11:06:26.156	11:06:26.156	11:10:04.450	0:03:38.294	0:03:38.294

27 Victor Garrido Gonzalez — SUZUKI SWIFT CUP

2 — CLUB JARAMA SPORT

Nr.	Hora Día Entrada	Tiempo Entrada	Tiempo Salida	Tiempo Box	T. Box Total
1	11:07:03.734	11:07:03.734	11:08:36.283	0:01:32.549	0:01:32.549

29 Ruben Gonzalez Checa — TOYOTA AYGO

CKV — C.D.E. ULTIMA VUELTA

Nr.	Hora Día Entrada	Tiempo Entrada	Tiempo Salida	Tiempo Box	T. Box Total
1	11:02:19.401	11:02:19.401	11:04:19.150	0:01:59.749	0:01:59.749

31 Alberto Gonzalez Checa — TOYOTA AYGO

2 — C.D.E. ULTIMA VUELTA

Nr.	Hora Día Entrada	Tiempo Entrada	Tiempo Salida	Tiempo Box	T. Box Total
1	11:02:16.333	11:02:16.333	11:04:17.336	0:02:01.003	0:02:01.003

33 Gonzalez Suarez - Sainz Dochado — PEUGEOT 309 GTI

EN-2 — C.D.E. ULTIMA VUELTA

Nr.	Hora Día Entrada	Tiempo Entrada	Tiempo Salida	Tiempo Box	T. Box Total
1	11:07:36.004	11:07:36.004	11:09:38.702	0:02:02.698	0:02:02.698

37 Alberto Lazaro Barrasa — CITROEN SAXO VTS

JRS — C.D.E. ULTIMA VUELTA

Nr.	Hora Día Entrada	Tiempo Entrada	Tiempo Salida	Tiempo Box	T. Box Total
1	11:07:07.235	11:07:07.235	11:09:16.723	0:02:09.488	0:02:09.488

40 Julian Mazuecos Fernandez — CITROEN SAXO VTS

JRS — A.D. CLEMENTE ARROYO

Nr.	Hora Día Entrada	Tiempo Entrada	Tiempo Salida	Tiempo Box	T. Box Total
1	11:04:50.980	11:04:50.980	11:06:31.487	0:01:40.507	0:01:40.507

47 Samuel Gomez Gomez — TOYOTA AYGO

CKV — MOTORISMO MAGAZINE S.L.

Nr.	Hora Día Entrada	Tiempo Entrada	Tiempo Salida	Tiempo Box	T. Box Total
1	10:58:08.754	10:58:08.754	11:14:32.028	0:16:23.274	0:16:23.274

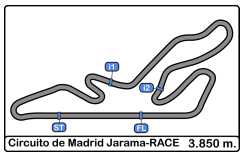

Circuito de Madrid Jarama - RACE

División 1

Entrenamiento cronometrado

Informe Meteorológico

Temperatura Aire

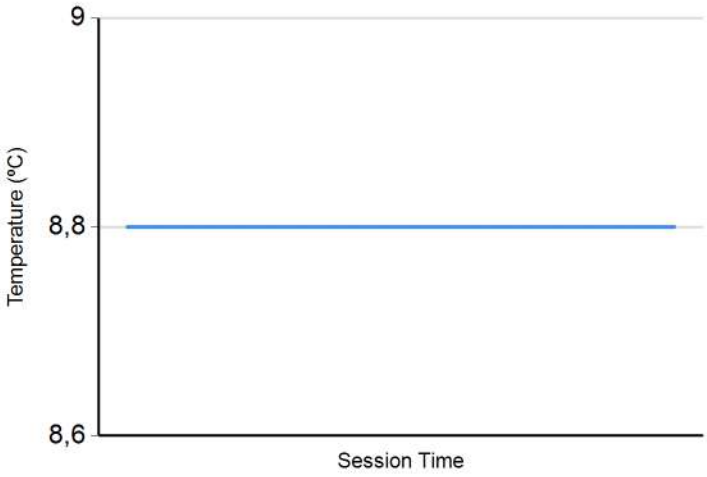

Temperatura Pista

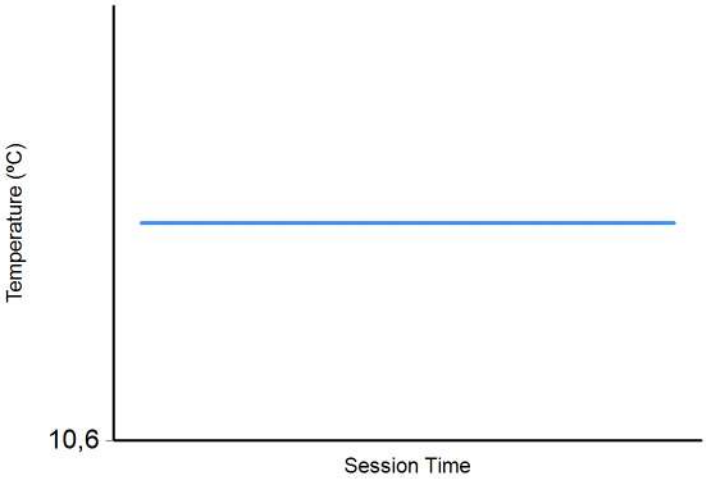

Humedad

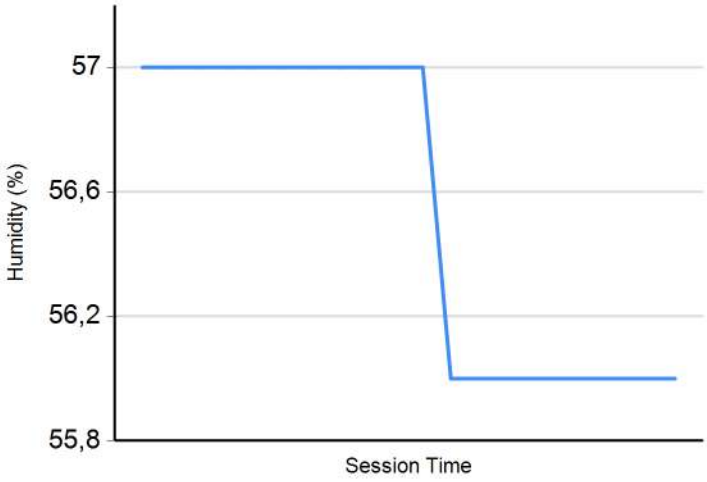

Presión

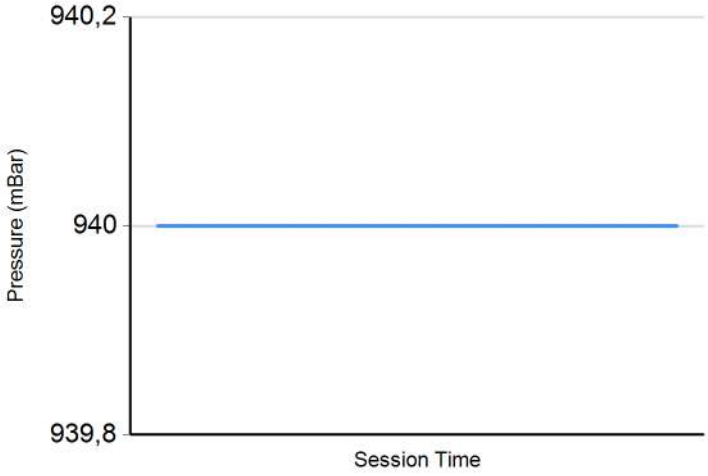

Velocidad Viento

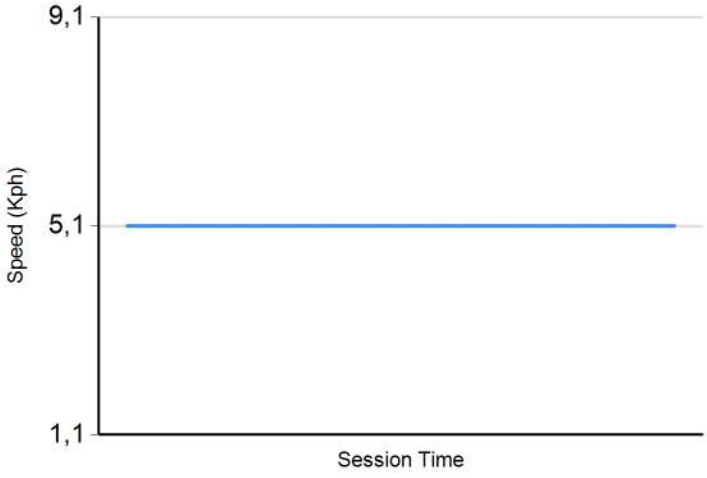

Dirección Viento

North = 0º/360º Est = 90º South = 180º West= 270º

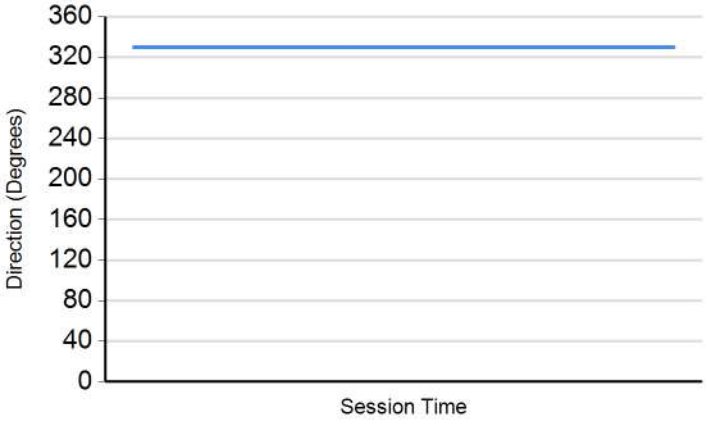

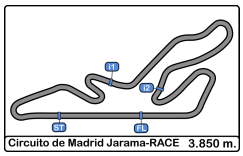

Circuito de Madrid Jarama - RACE
División 1
Entrenamiento cronometrado
Resultados Finales

Clas	Nº	Piloto	Concursante	Vehiculo	Cat	Clas	N.V.	V.R.	Tiempo	Dif 1º	Dif Ant.	Km/h
1	**42**	Ignacio J. Leirana Castillo	IGNACIO J. LEIRANA CASTILLO	CITROEN SAXO	3	1	5	**3**	**1:53.323**			122.3
2	**5**	Alvaro Villanueva Capote	VSR eSports	BMW E36 325i	EN-3	1	7	**6**	**1:55.288**	1.965	1.965	120.2
3	**26**	Angel Lafuente Lopez	VSR eSports	BMW E36 325i	EN-3	2	7	**4**	**1:55.297**	1.974	0.009	120.2
4	**16**	Eduardo Alonso De Pablo	R A C E	HYUNDAI GETZ	3	2	2	**2**	**1:58.128**	4.805	2.831	117.3
5	**9**	Santiago Castilla Salinero	EFICAR TEAM	HYUNDAI GETZ 1.5 CRDi	3	3	4	**2**	**1:58.156**	4.833	0.028	117.3
6	**43**	Christian Garcia Garcia	EFICAR TEAM	HONDA CIVIC 1.6	3	4	5	**4**	**1:58.271**	4.948	0.115	117.1
7	**19**	Adrian Martin Abraldes	CLUB JARAMA SPORT	HYUNDAI GETZ 1.5 CRDi	3	5	9	**5**	**1:58.672**	5.349	0.401	116.7
8	**12**	Jorge Vila Sainz	C.D.E. NACIONAL -CNCC- DE CARRERA DE CAMIONES	HYUNDAI GETZ 1.5 CRDi	3	6	9	**7**	**1:59.829**	6.506	1.157	115.6
9	**7**	Jaime Cela Talavera	RASANTE SPORT	CITROEN SAXO 1.6	3	7	9	**7**	**2:00.603**	7.280	0.774	114.9
10	**44**	Stefano Bozzoni	C.D.E. ULTIMA VUELTA	BMW E36	EN-3	3	5	**2**	**2:01.333**	8.010	0.730	114.2
11	**4**	Escolar Avarez - Vigara Tena	EFICAR TEAM	BMW E36 325i	EN-3	4	11	**4**	**2:01.643**	8.320	0.310	113.9
12	**25**	Guillermo Del Moral Garcia	CLUB JARAMA SPORT	HYUNDAI ACCENT	2	1	9	**8**	**2:04.218**	10.895	2.575	111.5
13	**13**	Roberto Felix Moreno Cortes	C.D.E. NACIONAL -CNCC- DE CARRERA DE CAMIONES	HYUNDAI GETZ 1.5 CRDi	3	8	10	**8**	**2:04.389**	11.066	0.171	111.4
14	**40**	Julian Mazuecos Fernandez	A.D. CLEMENTE ARROYO	CITROEN SAXO VTS	JRS	1	9	**3**	**2:04.681**	11.358	0.292	111.1
15	**14**	Agustin Arce Pi	C.D.E. ULTIMA VUELTA	CITROEN SAXO VTS	JRS	2	4	**2**	**2:05.408**	12.085	0.727	110.5
16	**41**	Alexander Villanueva Brox	VSR eSports	CITROEN SAXO VTS	JRS	3	7	**4**	**2:05.832**	12.509	0.424	110.1
17	**27**	Victor Garrido Gonzalez	CLUB JARAMA SPORT	SUZUKI SWIFT CUP	2	2	9	**3**	**2:05.924**	12.601	0.092	110.0
18	**37**	Alberto Lazaro Barrasa	C.D.E. ULTIMA VUELTA	CITROEN SAXO VTS	JRS	4	9	**4**	**2:06.142**	12.819	0.218	109.8
19	**22**	Javier Fraile Gonzalez	VSR eSports	CITROEN SAXO VTS	JRS	5	10	**9**	**2:06.521**	13.198	0.379	109.5
20	**46**	Deogracias Milan Cano	C.D.E. ULTIMA VUELTA	CITROEN SAXO VTS	JRS	6	10	**9**	**2:06.785**	13.462	0.264	109.3
21	**35**	Oscar Montalvo Fabeiro	CLUB JARAMA SPORT	CITROEN SAXO VTS	JRS	7	10	**6**	**2:07.014**	13.691	0.229	109.1
22	**34**	Diego Villanueva Capote	VSR eSports	CITROEN SAXO VTS	JRS	8	6	**4**	**2:07.350**	14.027	0.336	108.8
23	**6**	Francisco Comendador Diaz-Maroto	C.D.E. DEYSCOM SPORT	CITROEN SAXO VTS	JRS	9	9	**6**	**2:07.768**	14.445	0.418	108.4
24	**36**	Miguel Angel Gonzalez Rol	C.D.E. ULTIMA VUELTA	CITROEN SAXO VTS	JRS	10	9	**5**	**2:09.125**	15.802	1.357	107.3
25	**51**	Adrian Martinez Pérez	ESCUDERIA CENTRO	CITROEN SAXO VTS	JRS	11	10	**3**	**2:09.457**	16.134	0.332	107.0
26	**48**	Carlota Villanueva Jimenez	VSR eSports	CITROEN SAXO VTS	JRS	12	10	**4**	**2:11.137**	17.814	1.680	105.6
27	**33**	Gonzalez Suarez - Sainz Dochado	C.D.E. ULTIMA VUELTA	PEUGEOT 309 GTI	EN-2	1	7	**4**	**2:14.501**	21.178	3.364	103.0
28	**39**	Javier Parrilla Gonzalez	EFICAR TEAM	TOYOTA AYGO	2	3	10	**3**	**2:16.378**	23.055	1.877	101.6
29	**21**	Daniel Losada Iglesias	MOTORISMO MAGAZINE S.L.	TOYOTA AYGO	CKV	1	10	**7**	**2:16.563**	23.240	0.185	101.4
30	**23**	Miguel Gonzalez Manzaneque	PARADINAS MOTORSPORT	TOYOTA AYGO	CKV	2	9	**3**	**2:16.676**	23.353	0.113	101.4
31	**20**	Sergio Casalins Martinez	MOTORISMO MAGAZINE S.L.	TOYOTA AYGO	CKV	3	10	**9**	**2:17.073**	23.750	0.397	101.1
32	**29**	Ruben Gonzalez Checa	C.D.E. ULTIMA VUELTA	TOYOTA AYGO	CKV	4	9	**8**	**2:17.305**	23.982	0.232	100.9
33	**49**	Javier Conejero Gines	ESCUDERIA CIUDAD DE PLASENCIA	TOYOTA AYGO	2	4	10	**7**	**2:17.325**	24.002	0.020	100.9
34	**31**	Alberto Gonzalez Checa	C.D.E. ULTIMA VUELTA	TOYOTA AYGO	2	5	9	**7**	**2:17.791**	24.468	0.466	100.5
35	**45**	Guillermo Paz De Sierra	RASANTE SPORT	TOYOTA AYGO	CKV	5	10	**7**	**2:18.862**	25.539	1.071	99.8
36	**18**	Oriol Gonzalez Morales	ESCUDERIA CENTRO	TOYOTA AYGO	2	6	10	**9**	**2:18.994**	25.671	0.132	99.7
37	**8**	Miguel Garcia Salazar	LA RUINA RACING	TOYOTA AYGO	2	7	7	**6**	**2:19.415**	26.092	0.421	99.4
38	**47**	Samuel Gomez Gomez	MOTORISMO MAGAZINE S.L.	TOYOTA AYGO	CKV	6	2	**2**	**18:40.867**	16:47.544	16:21.452	12.3

*** PENALIZACIONES**

Anulada mejor vuelta al dorsal #44 según art. 17 RDCRT

Publicada a las:.....

Temp. Pista: **10.8 °C** Temp. Aire: **8.8 °C** Humedad: **56 %** Estado Pista: **SECA**

Comisarios Deportivos:	Director de Carrera:	Cronometrador:

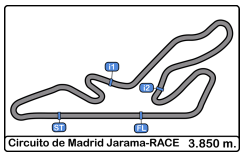

Circuito de Madrid Jarama - RACE

División 1

Carrera

Parrilla de Salida

39	24	Ivan Lopez Gomez		.20.				
37	8	Miguel Garcia Salazar	2:19.415	.19.	18:40.867	Samuel Gomez Gomez	47	38
35	45	Guillermo Paz De Sierra	2:18.862	.18.	2:18.994	Oriol Gonzalez Morales	18	36
33	49	Javier Conejero Gines	2:17.325	.17.	2:17.791	Alberto Gonzalez Checa	31	34
31	20	Sergio Casalins Martinez	2:17.073	.16.	2:17.305	Ruben Gonzalez Checa	29	32
29	21	Daniel Losada Iglesias	2:16.563	.15.	2:16.676	Miguel Gonzalez Manzaneque	23	30
27	33	Gonzalez Suarez - Sainz	2:14.501	.14.	2:16.378	Javier Parrilla Gonzalez	39	28
25	51	Adrian Martinez Pérez	2:09.457	.13.	2:11.137	Carlota Villanueva Jimenez	48	26
23	6	Francisco Comendador Diaz-	2:07.768	.12.	2:09.125	Miguel Angel Gonzalez Rol	36	24
21	35	Oscar Montalvo Fabeiro	2:07.014	.11.	2:07.350	Diego Villanueva Capote	34	22
19	22	Javier Fraile Gonzalez	2:06.521	.10.	2:06.785	Deogracias Milan Cano	46	20
17	27	Victor Garrido Gonzalez	2:05.924	.9.	2:06.142	Alberto Lazaro Barrasa	37	18
15	14	Agustin Arce Pi	2:05.408	.8.	2:05.832	Alexander Villanueva Brox	41	16
13	13	Roberto Felix Moreno Cortes	2:04.389	.7.	2:04.681	Julian Mazuecos Fernandez	40	14
11	4	Jesus S. Escolar Avarez	2:01.643	.6.	2:04.218	Guillermo Del Moral Garcia	25	12
9	7	Jaime Cela Talavera	2:00.603	.5.	2:01.333	Stefano Bozzoni	44	10
7	19	Adrian Martin Abraldes	1:58.672	.4.	1:59.829	Jorge Vila Sainz	12	8
5	9	Santiago Castilla Salinero	1:58.156	.3.	1:58.271	Christian Garcia Garcia	43	6
3	26	Angel Lafuente Lopez	1:55.297	.2.	1:58.128	Eduardo Alonso De Pablo	16	4
1	42	Ignacio J. Leirana Castillo	1:53.323	.1.	1:55.288	Alvaro Villanueva Capote	5	2

Publicada a las:.....

Comisarios Deportivos:

Cronometrador:

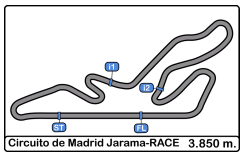

Circuito de Madrid Jarama - RACE
División 1
1ª Carrera
Resultados Provisionales

Cls	Nº	Piloto	Concursante	Vehiculo	Cat	Cl	N.V.	Tiempo	Dif 1º	Dif Ant.	Km/h	V.R.	Tiempo	Km/h
1	**26**	Angel Lafuente Lopez	VSR eSports	BMW E36 325i	EN-3	1	10	**19:31.745**			118.2	5	1:55.394	120.1
2	**9**	Santiago Castilla Salinero	EFICAR TEAM	HYUNDAI GETZ 1.5 CRDi	3	1	10	**19:50.608**	18.863	18.863	116.4	4	1:57.397	118.0
3	**7**	Jaime Cela Talavera	RASANTE SPORT	CITROEN SAXO 1.6	3	2	10	**19:50.830**	19.085	0.222	116.3	6	1:56.350	119.1
4	**43**	Christian Garcia Garcia	EFICAR TEAM	HONDA CIVIC 1.6	3	3	10	**20:01.618**	29.873	10.788	115.3	9	1:54.464	121.0
5	**12**	Jorge Vila Sainz	C.D.E. NACIONAL -CNCC- DE CARRERA DE CAMIONES	HYUNDAI GETZ 1.5 CRDi	3	4	10	**20:04.778**	33.033	3.160	115.0	10	1:58.811	116.6
6	**19**	Adrian Martin Abraldes	CLUB JARAMA SPORT	HYUNDAI GETZ 1.5 CRDi	3	5	10	**20:05.065**	33.320	0.287	115.0	3	1:57.663	117.7
7	**44**	Stefano Bozzoni	C.D.E. ULTIMA VUELTA	BMW E36	EN-3	2	10	**20:29.627**	57.882	24.562	112.7	4	2:00.690	114.8
8	**42**	Ignacio J. Leirana Castillo	IGNACIO J. LEIRANA CASTILLO	CITROEN SAXO	3	6	10	**20:55.894**	1:24.149	26.267	110.3	5	1:53.336	122.2
9	**25**	Guillermo Del Moral Garcia	CLUB JARAMA SPORT	HYUNDAI ACCENT	2	1	10	**20:59.341**	1:27.596	3.447	110.0	7	2:04.510	111.3
10	**13**	Roberto Felix Moreno Cortes	C.D.E. NACIONAL -CNCC- DE CARRERA DE CAMIONES	HYUNDAI GETZ 1.5 CRDi	3	7	10	**21:03.178**	1:31.433	3.837	109.7	8	2:02.587	113.0
11	**40**	Julian Mazuecos Fernandez	A.D. CLEMENTE ARROYO	CITROEN SAXO VTS	JR	1	10	**21:03.651**	1:31.906	0.473	109.6	9	2:04.989	110.8
12	**14**	Agustin Arce Pi	C.D.E. ULTIMA VUELTA	CITROEN SAXO VTS	JR	2	10	**21:05.568**	1:33.823	1.917	109.5	5	2:04.873	110.9
13	**37**	Alberto Lazaro Barrasa	C.D.E. ULTIMA VUELTA	CITROEN SAXO VTS	JR	3	10	**21:16.914**	1:45.169	11.346	108.5	3	2:05.749	110.2
14	**41**	Alexander Villanueva Brox	VSR eSports	CITROEN SAXO VTS	JR	4	10	**21:26.142**	1:54.397	9.228	107.7	4	2:06.269	109.7
15	**6**	Francisco Comendador Diaz-Maroto	C.D.E. DEYSCOM SPORT	CITROEN SAXO VTS	JR	5	10	**21:26.857**	1:55.112	0.715	107.7	10	2:06.781	109.3
16	**24**	Ivan Lopez Gomez	CLUB JARAMA SPORT	SUZUKI SWIFT SPORT	2	2	10	**21:26.883**	1:55.138	0.026	107.7	8	2:05.926	110.0
17	**46**	Deogracias Milan Cano	C.D.E. ULTIMA VUELTA	CITROEN SAXO VTS	JR	6	10	**21:32.821**	2:01.076	5.938	107.2	6	2:07.283	108.8
18	**34**	Diego Villanueva Capote	VSR eSports	CITROEN SAXO VTS	JR	7	10	**21:38.339**	2:06.594	5.518	106.7	9	2:06.882	109.2
19	**35**	Oscar Montalvo Fabeiro	CLUB JARAMA SPORT	CITROEN SAXO VTS	JR	8	10	**21:42.048**	2:10.303	3.709	106.4	8	2:07.272	108.9
20	**16**	Eduardo Alonso De Pablo	R A C E	HYUNDAI GETZ	3	8	10	**21:44.617**	2:12.872	2.569	106.2	6	2:02.069	113.5
21	**5**	Alvaro Villanueva Capote	VSR eSports	BMW E36 325i	EN-3	3	9	**17:52.336**	1 Vta	1 Vta	116.3	7	1:55.637	119.8
22	**36**	Miguel Angel Gonzalez Rol	C.D.E. ULTIMA VUELTA	CITROEN SAXO VTS	JR	9	9	**19:33.994**	1 Vta	1:41.658	106.2	3	2:08.265	108.0
23	**22**	Javier Fraile Gonzalez	VSR eSports	CITROEN SAXO VTS	JR	10	9	**19:34.625**	1 Vta	0.631	106.1	5	2:06.583	109.4
24	**51**	Adrian Martinez Pérez	ESCUDERIA CENTRO	CITROEN SAXO VTS	JR	11	9	**19:35.936**	1 Vta	1.311	106.0	6	2:08.103	108.1
25	**4**	Escolar Avarez - Vigara Tena	EFICAR TEAM	BMW E36 325i	EN-3	4	9	**19:37.624**	1 Vta	1.688	105.9	6	2:04.018	111.7
26	**27**	Victor Garrido Gonzalez	CLUB JARAMA SPORT	SUZUKI SWIFT CUP	2	3	9	**20:00.670**	1 Vta	23.046	103.8	6	2:07.542	108.6
27	**33**	Gonzalez Suarez - Sainz Dochado	C.D.E. ULTIMA VUELTA	PEUGEOT 309 GTI	EN-2	1	9	**20:22.605**	1 Vta	21.935	102.0	9	2:13.265	104.0
28	**48**	Carlota Villanueva Jimenez	VSR eSports	CITROEN SAXO VTS	JR	12	9	**20:25.592**	1 Vta	2.987	101.7	6	2:13.074	104.1
29	**23**	Miguel Gonzalez Manzaneque	PARADINAS MOTORSPORT	TOYOTA AYGO	CK	1	9	**20:53.602**	1 Vta	28.010	99.5	4	2:17.431	100.8
30	**21**	Daniel Losada Iglesias	MOTORISMO MAGAZINE S.L.	TOYOTA AYGO	CK	2	9	**20:54.181**	1 Vta	0.579	99.4	2	2:17.395	100.8
31	**39**	Javier Parrilla Gonzalez	EFICAR TEAM	TOYOTA AYGO	2	4	9	**20:54.239**	1 Vta	0.058	99.4	7	2:17.514	100.7
32	**29**	Ruben Gonzalez Checa	C.D.E. ULTIMA VUELTA	TOYOTA AYGO	CK	3	9	**20:56.523**	1 Vta	2.284	99.2	5	2:17.343	100.9
33	**20**	Sergio Casalins Martinez	MOTORISMO MAGAZINE S.L.	TOYOTA AYGO	CK	4	9	**20:57.179**	1 Vta	0.656	99.2	7	2:17.318	100.9
34	**49**	Javier Conejero Gines	ESCUDERIA CIUDAD DE PLASENCIA	TOYOTA AYGO	2	5	9	**20:57.598**	1 Vta	0.419	99.1	4	2:17.097	101.0
35	**31**	Alberto Gonzalez Checa	C.D.E. ULTIMA VUELTA	TOYOTA AYGO	2	6	9	**21:12.512**	1 Vta	14.914	98.0	4	2:18.051	100.3
36	**45**	Guillermo Paz De Sierra	RASANTE SPORT	TOYOTA AYGO	CK	5	9	**21:13.359**	1 Vta	0.847	97.9	4	2:18.456	100.1
37	**18**	Oriol Gonzalez Morales	ESCUDERIA CENTRO	TOYOTA AYGO	2	7	9	**21:16.727**	1 Vta	3.368	97.7	5	2:18.562	100.0
38	**8**	Miguel Garcia Salazar	LA RUINA RACING	TOYOTA AYGO	2	8	9	**21:16.816**	1 Vta	0.089	97.6	6	2:19.081	99.6

No clasificados: (Requerimiento: 75% del numero de vueltas del lider = 8 Vueltas)

	47	Samuel Gomez Gomez	MOTORISMO MAGAZINE S.L.	TOYOTA AYGO	CK	6

Vta. rápida de Ignacio J. Leirana Castillo en 1:53.336 a 122.2 Km/h en la vuelta 5

Publicada a las:.....

Temp. Pista: **11.7 °C** Temp. Aire: **9.7 °C** Humedad: **50 %** Estado Pista: **SECA**

Comisarios Deportivos:	**Director de Carrera:**	**Cronometrador:**

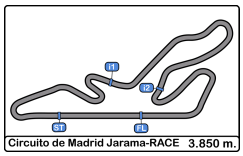

Circuito de Madrid Jarama - RACE
División 1
1ª Carrera
Resultados Provisionales por Categoría

Cls	Nº	Piloto	Concursante	Vehiculo	Cat	Cl	N.V.	Tiempo	Dif 1º	Dif Ant.	Km/h	V.R.	Tiempo	Km/h
		Campeonato RACE 'Categoría 2'												
1	25	Guillermo Del Moral Garcia	CLUB JARAMA SPORT	HYUNDAI ACCENT	2	1	10	**20:59.341**			110.0	7	2:04.510	111.3
2	24	Ivan Lopez Gomez	CLUB JARAMA SPORT	SUZUKI SWIFT SPORT	2	2	10	**21:26.883**	27.542	27.542	107.7	8	2:05.926	110.0
3	27	Victor Garrido Gonzalez	CLUB JARAMA SPORT	SUZUKI SWIFT CUP	2	3	9	**20:00.670**	1 Vta	1 Vta	103.8	6	2:07.542	108.6
4	39	Javier Parrilla Gonzalez	EFICAR TEAM	TOYOTA AYGO	2	4	9	**20:54.239**	1 Vta	53.569	99.4	7	2:17.514	100.7
5	49	Javier Conejero Gines	ESCUDERIA CIUDAD DE PLASENCIA	TOYOTA AYGO	2	5	9	**20:57.598**	1 Vta	3.359	99.1	4	2:17.097	101.0
6	31	Alberto Gonzalez Checa	C.D.E. ULTIMA VUELTA	TOYOTA AYGO	2	6	9	**21:12.512**	1 Vta	14.914	98.0	4	2:18.051	100.3
7	18	Oriol Gonzalez Morales	ESCUDERIA CENTRO	TOYOTA AYGO	2	7	9	**21:16.727**	1 Vta	4.215	97.7	5	2:18.562	100.0
8	8	Miguel Garcia Salazar	LA RUINA RACING	TOYOTA AYGO	2	8	9	**21:16.816**	1 Vta	0.089	97.6	6	2:19.081	99.6
		Campeonato RACE 'Categoría 3'												
1	9	Santiago Castilla Salinero	EFICAR TEAM	HYUNDAI GETZ 1.5 CRDi	3	1	10	**19:50.608**			116.4	4	1:57.397	118.0
2	7	Jaime Cela Talavera	RASANTE SPORT	CITROEN SAXO 1.6	3	2	10	**19:50.830**	0.222	0.222	116.3	6	1:56.350	119.1
3	43	Christian Garcia Garcia	EFICAR TEAM	HONDA CIVIC 1.6	3	3	10	**20:01.618**	11.010	10.788	115.3	9	1:54.464	121.0
4	12	Jorge Vila Sainz	C.D.E. NACIONAL -CNCC- DE CARRERA DE CAMIONES	HYUNDAI GETZ 1.5 CRDi	3	4	10	**20:04.778**	14.170	3.160	115.0	10	1:58.811	116.6
5	19	Adrian Martin Abraldes	CLUB JARAMA SPORT	HYUNDAI GETZ 1.5 CRDi	3	5	10	**20:05.065**	14.457	0.287	115.0	3	1:57.663	117.7
6	42	Ignacio J. Leirana Castillo	IGNACIO J. LEIRANA CASTILLO	CITROEN SAXO	3	6	10	**20:55.894**	1:05.286	50.829	110.3	5	1:53.336	122.2
7	13	Roberto Felix Moreno Cortes	C.D.E. NACIONAL -CNCC- DE CARRERA DE CAMIONES	HYUNDAI GETZ 1.5 CRDi	3	7	10	**21:03.178**	1:12.570	7.284	109.7	8	2:02.587	113.0
8	16	Eduardo Alonso De Pablo	R A C E	HYUNDAI GETZ	3	8	10	**21:44.617**	1:54.009	41.439	106.2	6	2:02.069	113.5
		Copa KOBE de velocidad												
1	23	Miguel Gonzalez Manzaneque	PARADINAS MOTORSPORT	TOYOTA AYGO	CK	1	9	**20:53.602**			99.5	4	2:17.431	100.8
2	21	Daniel Losada Iglesias	MOTORISMO MAGAZINE S.L.	TOYOTA AYGO	CK	2	9	**20:54.181**	0.579	0.579	99.4	2	2:17.395	100.8
3	29	Ruben Gonzalez Checa	C.D.E. ULTIMA VUELTA	TOYOTA AYGO	CK	3	9	**20:56.523**	2.921	2.342	99.2	5	2:17.343	100.9
4	20	Sergio Casalins Martinez	MOTORISMO MAGAZINE S.L.	TOYOTA AYGO	CK	4	9	**20:57.179**	3.577	0.656	99.2	7	2:17.318	100.9
5	45	Guillermo Paz De Sierra	RASANTE SPORT	TOYOTA AYGO	CK	5	9	**21:13.359**	19.757	16.180	97.9	4	2:18.456	100.1
No clasificados: (Requerimiento: 75% del numero de vueltas del lider = 7 Vueltas)														
	47	Samuel Gomez Gomez	MOTORISMO MAGAZINE S.L.	TOYOTA AYGO	CK	6								
		Campeonato RACE 'Categoría ENDURANCE TYPE Clase 2'												
1	33	Gonzalez Suarez - Sainz Dochado	C.D.E. ULTIMA VUELTA	PEUGEOT 309 GTI	EN-2	1	9	**20:22.605**			102.0	9	2:13.265	104.0
		Campeonato RACE 'Categoría ENDURANCE TYPE Clase 3'												
1	26	Angel Lafuente Lopez	VSR eSports	BMW E36 325i	EN-3	1	10	**19:31.745**			118.2	5	1:55.394	120.1
2	44	Stefano Bozzoni	C.D.E. ULTIMA VUELTA	BMW E36	EN-3	2	10	**20:29.627**	57.882	57.882	112.7	4	2:00.690	114.8
3	5	Alvaro Villanueva Capote	VSR eSports	BMW E36 325i	EN-3	3	9	**17:52.336**	1 Vta	1 Vta	116.3	7	1:55.637	119.8
4	4	Escolar Avarez - Vigara Tena	EFICAR TEAM	BMW E36 325i	EN-3	4	9	**19:37.624**	1 Vta	1:45.288	105.9	6	2:04.018	111.7
		Trofeo JARAMA-RACE SAXO												
1	40	Julian Mazuecos Fernandez	A.D. CLEMENTE ARROYO	CITROEN SAXO VTS	JR	1	10	**21:03.651**			109.6	9	2:04.989	110.8
2	14	Agustin Arce Pi	C.D.E. ULTIMA VUELTA	CITROEN SAXO VTS	JR	2	10	**21:05.568**	1.917	1.917	109.5	5	2:04.873	110.9
3	37	Alberto Lazaro Barrasa	C.D.E. ULTIMA VUELTA	CITROEN SAXO VTS	JR	3	10	**21:16.914**	13.263	11.346	108.5	3	2:05.749	110.2
4	41	Alexander Villanueva Brox	VSR eSports	CITROEN SAXO VTS	JR	4	10	**21:26.142**	22.491	9.228	107.7	4	2:06.269	109.7
5	6	Francisco Comendador Diaz-Maroto	C.D.E. DEYSCOM SPORT	CITROEN SAXO VTS	JR	5	10	**21:26.857**	23.206	0.715	107.7	10	2:06.781	109.3
6	46	Deogracias Milan Cano	C.D.E. ULTIMA VUELTA	CITROEN SAXO VTS	JR	6	10	**21:32.821**	29.170	5.964	107.2	6	2:07.283	108.8
7	34	Diego Villanueva Capote	VSR eSports	CITROEN SAXO VTS	JR	7	10	**21:38.339**	34.688	5.518	106.7	9	2:06.882	109.2
8	35	Oscar Montalvo Fabeiro	CLUB JARAMA SPORT	CITROEN SAXO VTS	JR	8	10	**21:42.048**	38.397	3.709	106.4	8	2:07.272	108.9
9	36	Miguel Angel Gonzalez Rol	C.D.E. ULTIMA VUELTA	CITROEN SAXO VTS	JR	9	9	**19:33.994**	1 Vta	1 Vta	106.2	3	2:08.265	108.0
10	22	Javier Fraile Gonzalez	VSR eSports	CITROEN SAXO VTS	JR	10	9	**19:34.625**	1 Vta	0.631	106.1	5	2:06.583	109.4
11	51	Adrian Martinez Pérez	ESCUDERIA CENTRO	CITROEN SAXO VTS	JR	11	9	**19:35.936**	1 Vta	1.311	106.0	6	2:08.103	108.1
12	48	Carlota Villanueva Jimenez	VSR eSports	CITROEN SAXO VTS	JR	12	9	**20:25.592**	1 Vta	49.656	101.7	6	2:13.074	104.1

Vta. rápida de Ignacio J. Leirana Castillo en 1:53.336 a 122.2 Km/h en la vuelta 5

Publicada a las:.....

Temp. Pista: **11.7 °C** Temp. Aire: **9.7 °C** Humedad: **50 %** Estado Pista: **SECA**

Comisarios Deportivos:	Director de Carrera:	Cronometrador:

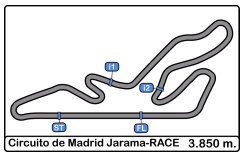

Circuito de Madrid Jarama - RACE

División 1

1ª Carrera

Clasificación Provisional por Vuelta Rápida de Piloto

Clas	Nº	Piloto	Concursante	Vehiculo	Cat	Clas	N.V.	V.R.	Tiempo	Dif 1º	Dif Ant.	Km/h
1	42	Ignacio J. Leirana Castillo	IGNACIO J. LEIRANA CASTILLO	CITROEN SAXO	3	1	10	5	1:53.336			122.2
2	43	Christian Garcia Garcia	EFICAR TEAM	HONDA CIVIC 1.6	3	2	10	9	1:54.464	1.128	1.128	121.0
3	26	Angel Lafuente Lopez	VSR eSports	BMW E36 325i	EN-3	1	10	5	1:55.394	2.058	0.930	120.1
4	5	Alvaro Villanueva Capote	VSR eSports	BMW E36 325i	EN-3	2	9	7	1:55.637	2.301	0.243	119.8
5	7	Jaime Cela Talavera	RASANTE SPORT	CITROEN SAXO 1.6	3	3	10	6	1:56.350	3.014	0.713	119.1
6	9	Santiago Castilla Salinero	EFICAR TEAM	HYUNDAI GETZ 1.5 CRDi	3	4	10	4	1:57.397	4.061	1.047	118.0
7	19	Adrian Martin Abraldes	CLUB JARAMA SPORT	HYUNDAI GETZ 1.5 CRDi	3	5	10	3	1:57.663	4.327	0.266	117.7
8	12	Jorge Vila Sainz	C.D.E. NACIONAL -CNCC- DE CARRERA DE CAMIONES	HYUNDAI GETZ 1.5 CRDi	3	6	10	10	1:58.811	5.475	1.148	116.6
9	44	Stefano Bozzoni	C.D.E. ULTIMA VUELTA	BMW E36	EN-3	3	10	4	2:00.690	7.354	1.879	114.8
10	16	Eduardo Alonso De Pablo	R A C E	HYUNDAI GETZ	3	7	10	6	2:02.069	8.733	1.379	113.5
11	13	Roberto Felix Moreno Cortes	C.D.E. NACIONAL -CNCC- DE CARRERA DE CAMIONES	HYUNDAI GETZ 1.5 CRDi	3	8	10	8	2:02.587	9.251	0.518	113.0
12	4	Escolar Avarez - Vigara Tena	EFICAR TEAM	BMW E36 325i	EN-3	4	9	6	2:04.018	10.682	1.431	111.7
13	25	Guillermo Del Moral Garcia	CLUB JARAMA SPORT	HYUNDAI ACCENT	2	1	10	7	2:04.510	11.174	0.492	111.3
14	14	Agustin Arce Pi	C.D.E. ULTIMA VUELTA	CITROEN SAXO VTS	JRS	1	10	5	2:04.873	11.537	0.363	110.9
15	40	Julian Mazuecos Fernandez	A.D. CLEMENTE ARROYO	CITROEN SAXO VTS	JRS	2	10	9	2:04.989	11.653	0.116	110.8
16	37	Alberto Lazaro Barrasa	C.D.E. ULTIMA VUELTA	CITROEN SAXO VTS	JRS	3	10	3	2:05.749	12.413	0.760	110.2
17	24	Ivan Lopez Gomez	CLUB JARAMA SPORT	SUZUKI SWIFT SPORT	2	2	10	8	2:05.926	12.590	0.177	110.0
18	41	Alexander Villanueva Brox	VSR eSports	CITROEN SAXO VTS	JRS	4	10	4	2:06.269	12.933	0.343	109.7
19	22	Javier Fraile Gonzalez	VSR eSports	CITROEN SAXO VTS	JRS	5	9	5	2:06.583	13.247	0.314	109.4
20	6	Francisco Comendador Diaz-Maroto	C.D.E. DEYSCOM SPORT	CITROEN SAXO VTS	JRS	6	10	10	2:06.781	13.445	0.198	109.3
21	34	Diego Villanueva Capote	VSR eSports	CITROEN SAXO VTS	JRS	7	10	9	2:06.882	13.546	0.101	109.2
22	35	Oscar Montalvo Fabeiro	CLUB JARAMA SPORT	CITROEN SAXO VTS	JRS	8	10	8	2:07.272	13.936	0.390	108.9
23	46	Deogracias Milan Cano	C.D.E. ULTIMA VUELTA	CITROEN SAXO VTS	JRS	9	10	6	2:07.283	13.947	0.011	108.8
24	27	Victor Garrido Gonzalez	CLUB JARAMA SPORT	SUZUKI SWIFT CUP	2	3	9	6	2:07.542	14.206	0.259	108.6
25	51	Adrian Martinez Pérez	ESCUDERIA CENTRO	CITROEN SAXO VTS	JRS	10	9	6	2:08.103	14.767	0.561	108.1
26	36	Miguel Angel Gonzalez Rol	C.D.E. ULTIMA VUELTA	CITROEN SAXO VTS	JRS	11	9	3	2:08.265	14.929	0.162	108.0
27	48	Carlota Villanueva Jimenez	VSR eSports	CITROEN SAXO VTS	JRS	12	9	6	2:13.074	19.738	4.809	104.1
28	33	Gonzalez Suarez - Sainz Dochado	C.D.E. ULTIMA VUELTA	PEUGEOT 309 GTI	EN-2	1	9	9	2:13.265	19.929	0.191	104.0
29	49	Javier Conejero Gines	ESCUDERIA CIUDAD DE PLASENCIA	TOYOTA AYGO	2	4	9	4	2:17.097	23.761	3.832	101.0
30	20	Sergio Casalins Martinez	MOTORISMO MAGAZINE S.L.	TOYOTA AYGO	CKV	1	9	7	2:17.318	23.982	0.221	100.9
31	29	Ruben Gonzalez Checa	C.D.E. ULTIMA VUELTA	TOYOTA AYGO	CKV	2	9	5	2:17.343	24.007	0.025	100.9
32	21	Daniel Losada Iglesias	MOTORISMO MAGAZINE S.L.	TOYOTA AYGO	CKV	3	9	2	2:17.395	24.059	0.052	100.8
33	23	Miguel Gonzalez Manzaneque	PARADINAS MOTORSPORT	TOYOTA AYGO	CKV	4	9	4	2:17.431	24.095	0.036	100.8
34	39	Javier Parrilla Gonzalez	EFICAR TEAM	TOYOTA AYGO	2	5	9	7	2:17.514	24.178	0.083	100.7
35	31	Alberto Gonzalez Checa	C.D.E. ULTIMA VUELTA	TOYOTA AYGO	2	6	9	4	2:18.051	24.715	0.537	100.3
36	45	Guillermo Paz De Sierra	RASANTE SPORT	TOYOTA AYGO	CKV	5	9	4	2:18.456	25.120	0.405	100.1
37	18	Oriol Gonzalez Morales	ESCUDERIA CENTRO	TOYOTA AYGO	2	7	9	5	2:18.562	25.226	0.106	100.0
38	8	Miguel Garcia Salazar	LA RUINA RACING	TOYOTA AYGO	2	8	9	6	2:19.081	25.745	0.519	99.6

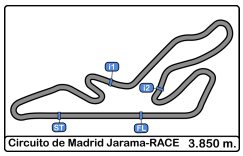

Circuito de Madrid Jarama - RACE
División 1
1ª Carrera
Distancia y Velocidad Media

Clas	Nº	Piloto	Concursante	Vehiculo	Cat	Clas	N.V.	Distancia	Tiempo Total	Km/h
1	26	Angel Lafuente Lopez	VSR eSports	BMW E36 325i	EN-3	1	10	38.50	19:31.745	118.2
2	9	Santiago Castilla Salinero	EFICAR TEAM	HYUNDAI GETZ 1.5 CRDi	3	1	10	38.50	19:50.608	116.4
3	7	Jaime Cela Talavera	RASANTE SPORT	CITROEN SAXO 1.6	3	2	10	38.50	19:50.830	116.3
4	43	Christian Garcia Garcia	EFICAR TEAM	HONDA CIVIC 1.6	3	3	10	38.50	20:01.618	115.3
5	12	Jorge Vila Sainz	C.D.E. NACIONAL -CNCC- DE CARRERA DE CAMIONES	HYUNDAI GETZ 1.5 CRDi	3	4	10	38.50	20:04.778	115.0
6	19	Adrian Martin Abraldes	CLUB JARAMA SPORT	HYUNDAI GETZ 1.5 CRDi	3	5	10	38.50	20:05.065	115.0
7	44	Stefano Bozzoni	C.D.E. ULTIMA VUELTA	BMW E36	EN-3	2	10	38.50	20:29.627	112.7
8	42	Ignacio J. Leirana Castillo	IGNACIO J. LEIRANA CASTILLO	CITROEN SAXO	3	6	10	38.50	20:55.894	110.3
9	25	Guillermo Del Moral Garcia	CLUB JARAMA SPORT	HYUNDAI ACCENT	2	1	10	38.50	20:59.341	110.0
10	13	Roberto Felix Moreno Cortes	C.D.E. NACIONAL -CNCC- DE CARRERA DE CAMIONES	HYUNDAI GETZ 1.5 CRDi	3	7	10	38.50	21:03.178	109.7
11	40	Julian Mazuecos Fernandez	A.D. CLEMENTE ARROYO	CITROEN SAXO VTS	JRS	1	10	38.50	21:03.651	109.6
12	14	Agustin Arce Pi	C.D.E. ULTIMA VUELTA	CITROEN SAXO VTS	JRS	2	10	38.50	21:05.568	109.5
13	37	Alberto Lazaro Barrasa	C.D.E. ULTIMA VUELTA	CITROEN SAXO VTS	JRS	3	10	38.50	21:16.914	108.5
14	41	Alexander Villanueva Brox	VSR eSports	CITROEN SAXO VTS	JRS	4	10	38.50	21:26.142	107.7
15	6	Francisco Comendador Diaz-Maroto	C.D.E. DEYSCOM SPORT	CITROEN SAXO VTS	JRS	5	10	38.50	21:26.857	107.7
16	24	Ivan Lopez Gomez	CLUB JARAMA SPORT	SUZUKI SWIFT SPORT	2	2	10	38.50	21:26.883	107.7
17	46	Deogracias Milan Cano	C.D.E. ULTIMA VUELTA	CITROEN SAXO VTS	JRS	6	10	38.50	21:32.821	107.2
18	34	Diego Villanueva Capote	VSR eSports	CITROEN SAXO VTS	JRS	7	10	38.50	21:38.339	106.7
19	35	Oscar Montalvo Fabeiro	CLUB JARAMA SPORT	CITROEN SAXO VTS	JRS	8	10	38.50	21:42.048	106.4
20	16	Eduardo Alonso De Pablo	R A C E	HYUNDAI GETZ	3	8	10	38.50	21:44.617	106.2
21	5	Alvaro Villanueva Capote	VSR eSports	BMW E36 325i	EN-3	3	9	34.65	17:52.336	116.3
22	36	Miguel Angel Gonzalez Rol	C.D.E. ULTIMA VUELTA	CITROEN SAXO VTS	JRS	9	9	34.65	19:33.994	106.2
23	22	Javier Fraile Gonzalez	VSR eSports	CITROEN SAXO VTS	JRS	10	9	34.65	19:34.625	106.1
24	51	Adrian Martinez Pérez	ESCUDERIA CENTRO	CITROEN SAXO VTS	JRS	11	9	34.65	19:35.936	106.0
25	4	Escolar Avarez - Vigara Tena	EFICAR TEAM	BMW E36 325i	EN-3	4	9	34.65	19:37.624	105.9
26	27	Victor Garrido Gonzalez	CLUB JARAMA SPORT	SUZUKI SWIFT CUP	2	3	9	34.65	20:00.670	103.8
27	33	Gonzalez Suarez - Sainz Dochado	C.D.E. ULTIMA VUELTA	PEUGEOT 309 GTI	EN-2	1	9	34.65	20:22.605	102.0
28	48	Carlota Villanueva Jimenez	VSR eSports	CITROEN SAXO VTS	JRS	12	9	34.65	20:25.592	101.7
29	23	Miguel Gonzalez Manzaneque	PARADINAS MOTORSPORT	TOYOTA AYGO	CKV	1	9	34.65	20:53.602	99.5
30	21	Daniel Losada Iglesias	MOTORISMO MAGAZINE S.L.	TOYOTA AYGO	CKV	2	9	34.65	20:54.181	99.4
31	39	Javier Parrilla Gonzalez	EFICAR TEAM	TOYOTA AYGO	2	4	9	34.65	20:54.239	99.4
32	29	Ruben Gonzalez Checa	C.D.E. ULTIMA VUELTA	TOYOTA AYGO	CKV	3	9	34.65	20:56.523	99.2
33	20	Sergio Casalins Martinez	MOTORISMO MAGAZINE S.L.	TOYOTA AYGO	CKV	4	9	34.65	20:57.179	99.2
34	49	Javier Conejero Gines	ESCUDERIA CIUDAD DE PLASENCIA	TOYOTA AYGO	2	5	9	34.65	20:57.598	99.1
35	31	Alberto Gonzalez Checa	C.D.E. ULTIMA VUELTA	TOYOTA AYGO	2	6	9	34.65	21:12.512	98.0
36	45	Guillermo Paz De Sierra	RASANTE SPORT	TOYOTA AYGO	CKV	5	9	34.65	21:13.359	97.9
37	18	Oriol Gonzalez Morales	ESCUDERIA CENTRO	TOYOTA AYGO	2	7	9	34.65	21:16.727	97.7
38	8	Miguel Garcia Salazar	LA RUINA RACING	TOYOTA AYGO	2	8	9	34.65	21:16.816	97.6

No clasificados: (Requerimiento: 75% del numero de vueltas del lider = 8 Vueltas)

	47	Samuel Gomez Gomez	MOTORISMO MAGAZINE S.L.	TOYOTA AYGO	CKV	6

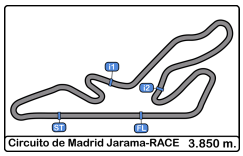

Circuito de Madrid Jarama - RACE

División 1

1ª Carrera

Tiempos Por Vuelta

4 — Escolar Avarez - Vigara Tena — BMW E36 325i

EN-3 — EFICAR TEAM

Vta.	D	Tiempo	Sector 1	Sector 2	Sector 3	V. Max.	Elapsed
1	1	2:18.543	58.927	43.330	36.286	159.2	2:18.543
2	1	2:34.435	1:14.001	43.629	36.805	188.1	4:52.978
3	1	2:11.041	51.505	44.158	35.378	175.3	7:04.019
4	1	2:06.724	49.158	42.247	35.319	171.1	9:10.743
5	1	2:07.124	49.364	42.591	35.169	177.0	11:17.867
6	1	2:04.018	47.677	41.829	34.512	187.8	13:21.885
7	1	2:05.839	48.789	42.073	34.977	179.4	15:27.724
8	1	2:04.631	48.216	41.655	34.760	173.0	17:32.355
9	1	2:05.269	48.291	42.064	34.914	169.8	19:37.624

5 — Alvaro Villanueva Capote — BMW E36 325i

EN-3 — VSR eSports

Vta.	D	Tiempo	Sector 1	Sector 2	Sector 3	V. Max.	Elapsed
1		2:01.749	50.179	39.150	32.420	167.1	2:01.749
2		1:56.253	44.608	39.302	32.343	190.4	3:58.002
3		1:56.028	44.627	39.184	32.217	188.8	5:54.030
4		1:56.210	44.843	39.102	32.265	192.1	7:50.240
5		1:55.694	44.554	38.872	32.268	190.4	9:45.934
6		1:56.320	44.502	38.986	32.832	191.4	11:42.254
7		1:55.637	44.533	38.586	32.518	189.8	13:37.891
8		1:55.694	44.489	38.946	32.259	188.8	15:33.585
9		2:18.751	P 46.607	47.910	44.234	189.4	17:52.336

6 — Francisco Comendador Diaz-Maroto — CITROEN SAXO VTS

JRS — C.D.E. DEYSCOM SPORT

Vta.	D	Tiempo	Sector 1	Sector 2	Sector 3	V. Max.	Elapsed
1		2:21.267	1:01.169	43.377	36.721	161.6	2:21.267
2		2:07.650	48.524	43.728	35.398	174.4	4:28.917
3		2:07.386	48.318	43.187	35.881	175.0	6:36.303
4		2:07.198	48.209	43.063	35.926	174.4	8:43.501
5		2:07.019	48.079	43.509	35.431	173.3	10:50.520
6		2:06.874	48.150	42.998	35.726	174.1	12:57.394
7		2:06.924	48.286	42.966	35.672	173.9	15:04.318
8		2:08.518	48.890	43.435	36.193	175.0	17:12.836
9		2:07.240	48.369	43.287	35.584	176.4	19:20.076
10		2:06.781	48.043	42.848	35.890	176.1	21:26.857

7 — Jaime Cela Talavera — CITROEN SAXO 1.6

3 — RASANTE SPORT

Vta.	D	Tiempo	Sector 1	Sector 2	Sector 3	V. Max.	Elapsed
1		2:09.627	55.508	40.305	33.814	147.5	2:09.627
2		1:58.332	45.046	40.184	33.102	196.7	4:07.959
3		1:57.430	44.968	39.535	32.927	194.2	6:05.389
4		1:56.871	44.247	39.575	33.049	203.3	8:02.260
5		1:56.779	44.432	39.799	32.548	198.5	9:59.039
6		1:56.350	44.489	39.071	32.790	200.7	11:55.389
7		2:01.838	45.858	42.376	33.604	193.2	13:57.227
8		1:58.473	44.714	39.854	33.905	192.8	15:55.700
9		1:57.349	44.860	39.371	33.118	190.1	17:53.049
10		1:57.781	45.864	39.186	32.731	197.8	19:50.830

8 — Miguel Garcia Salazar — TOYOTA AYGO

2 — LA RUINA RACING

Vta.	D	Tiempo	Sector 1	Sector 2	Sector 3	V. Max.	Elapsed
1		2:38.135	1:10.600	48.921	38.614	144.3	2:38.135
2		2:19.401	52.979	48.089	38.333	152.7	4:57.536
3		2:19.945	52.710	48.332	38.903	156.5	7:17.481
4		2:19.176	52.684	47.953	38.539	154.9	9:36.657
5		2:19.164	52.235	48.150	38.779	155.8	11:55.821
6		2:19.081	52.267	48.269	38.545	156.5	14:14.902
7		2:19.620	52.833	48.154	38.633	157.2	16:34.522
8		2:20.046	52.920	48.019	39.107	156.2	18:54.568
9		2:22.248	54.134	47.932	40.182	155.8	21:16.816

9 — Santiago Castilla Salinero — HYUNDAI GETZ 1.5 CRDi

3 — EFICAR TEAM

Vta.	D	Tiempo	Sector 1	Sector 2	Sector 3	V. Max.	Elapsed
1		2:05.750	53.017	39.919	32.814	162.1	2:05.750
2		1:57.686	44.865	39.974	32.847	187.1	4:03.436
3		1:57.897	44.962	40.148	32.787	188.8	6:01.333
4		1:57.397	44.761	39.835	32.801	189.4	7:58.730
5		1:57.962	45.109	40.013	32.840	187.8	9:56.692
6		1:57.499	44.797	39.670	33.032	188.1	11:54.191
7		2:02.233	45.100	43.783	33.350	189.8	13:56.424
8		1:57.844	45.008	39.877	32.959	188.1	15:54.268
9		1:58.249	45.351	39.973	32.925	190.1	17:52.517
10		1:58.091	45.170	39.782	33.139	190.1	19:50.608

12 — Jorge Vila Sainz — HYUNDAI GETZ 1.5 CRDi

3 C.D.E. NACIONAL -CNCC- DE CARRERA DE CA

Vta.	D	Tiempo	Sector 1	Sector 2	Sector 3	V. Max.	Elapsed
1		2:07.799	53.575	40.819	33.405	155.8	2:07.799
2		2:00.654	45.563	41.066	34.025	184.6	4:08.453
3		1:59.589	45.649	40.690	33.250	181.2	6:08.042
4		1:59.091	45.286	40.578	33.227	186.2	8:07.133
5		1:59.854	45.673	40.866	33.315	184.9	10:06.987
6		1:59.371	45.621	40.517	33.233	184.3	12:06.358
7		1:59.989	45.400	41.310	33.279	185.5	14:06.347
8		2:00.491	46.069	40.990	33.432	185.8	16:06.838
9		1:59.129	45.437	40.408	33.284	184.3	18:05.967
10		1:58.811	45.196	40.359	33.256	186.8	20:04.778

13 — Roberto Felix Moreno Cortes — HYUNDAI GETZ 1.5 CRDi

3 C.D.E. NACIONAL -CNCC- DE CARRERA DE CA

Vta.	D	Tiempo	Sector 1	Sector 2	Sector 3	V. Max.	Elapsed
1		2:19.455	59.167	44.837	35.451	154.7	2:19.455
2		2:05.298	47.474	43.072	34.752	162.4	4:24.753
3		2:06.352	47.280	43.745	35.327	173.0	6:31.105
4		2:04.860	47.683	42.818	34.359	170.3	8:35.965
5		2:03.479	47.534	41.812	34.133	173.0	10:39.444
6		2:03.643	46.884	42.626	34.133	173.6	12:43.087
7		2:04.077	47.145	42.319	34.613	169.0	14:47.164
8		2:02.587	47.218	41.585	33.784	170.3	16:49.751
9		2:04.689	46.766	43.526	34.397	167.7	18:54.440
10		2:08.738	52.186	42.413	34.139	158.1	21:03.178

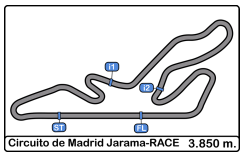

Circuito de Madrid Jarama - RACE

División 1

1ª Carrera

Tiempos Por Vuelta

14 — Agustin Arce Pi — CITROEN SAXO VTS

JRS — C.D.E. ULTIMA VUELTA

Vta.	D	Tiempo	Sector 1	Sector 2	Sector 3	V. Max.	Elapsed
1		2:17.662	59.779	42.642	35.241	154.9	2:17.662
2		2:05.356	47.585	42.762	35.009	174.7	4:23.018
3		2:05.053	47.728	42.474	34.851	174.4	6:28.071
4		2:05.070	47.953	42.182	34.935	174.4	8:33.141
5		2:04.873	47.584	42.433	34.856	174.7	10:38.014
6		2:04.955	47.668	42.317	34.970	175.6	12:42.969
7		2:05.884	48.121	42.757	35.006	174.1	14:48.853
8		2:05.359	47.789	42.382	35.188	173.9	16:54.212
9		2:05.444	47.642	42.540	35.262	176.4	18:59.656
10		2:05.912	48.378	42.301	35.233	175.3	21:05.568

16 — Eduardo Alonso De Pablo — HYUNDAI GETZ

3 — R A C E

Vta.	D	Tiempo	Sector 1	Sector 2	Sector 3	V. Max.	Elapsed
1		3:01.859	1:42.061	44.063	35.735	82.7	3:01.859
2		2:04.858	47.321	42.937	34.600	175.0	5:06.717
3		2:04.187	46.552	43.113	34.522	177.6	7:10.904
4		2:02.702	46.045	42.324	34.333	180.6	9:13.606
5		2:03.408	46.985	42.132	34.291	183.9	11:17.014
6		2:02.069	45.682	41.763	34.624	186.2	13:19.083
7		2:04.116	46.568	42.880	34.668	182.4	15:23.199
8		2:03.967	46.995	42.583	34.389	179.4	17:27.166
9		2:03.690	47.685	42.443	33.562	180.0	19:30.856
10		2:13.761	46.688	49.457	37.616	177.0	21:44.617

18 — Oriol Gonzalez Morales — TOYOTA AYGO

2 — ESCUDERIA CENTRO

Vta.	D	Tiempo	Sector 1	Sector 2	Sector 3	V. Max.	Elapsed
1		2:37.593	1:10.092	48.999	38.502	144.1	2:37.593
2		2:19.254	52.745	48.187	38.322	149.3	4:56.847
3		2:19.347	52.228	48.254	38.865	156.5	7:16.194
4		2:19.429	53.142	48.048	38.239	156.5	9:35.623
5		2:18.562	52.257	47.951	38.354	155.3	11:54.185
6		2:19.851	53.187	48.108	38.556	156.9	14:14.036
7		2:20.009	53.329	48.044	38.636	157.6	16:34.045
8		2:19.751	52.986	48.028	38.737	156.0	18:53.796
9		2:22.931	55.144	48.173	39.614	158.1	21:16.727

19 — Adrian Martin Abraldes — HYUNDAI GETZ 1.5 CRDi

3 — CLUB JARAMA SPORT

Vta.	D	Tiempo	Sector 1	Sector 2	Sector 3	V. Max.	Elapsed
1		2:09.776	56.074	40.298	33.404	158.1	2:09.776
2		1:58.745	45.536	40.316	32.893	187.8	4:08.521
3		1:57.663	45.030	39.833	32.800	192.1	6:06.184
4		1:58.355	45.085	40.015	33.255	192.8	8:04.539
5		1:58.844	45.541	40.118	33.185	188.1	10:03.383
6		1:59.183	45.451	40.357	33.375	189.1	12:02.566
7		2:02.557	45.646	42.765	34.146	189.1	14:05.123
8		2:03.587	47.826	42.656	33.105	186.2	16:08.710
9		1:58.107	44.948	39.929	33.230	192.5	18:06.817
10		1:58.248	45.133	40.188	32.927	191.8	20:05.065

20 — Sergio Casalins Martinez — TOYOTA AYGO

CKV — MOTORISMO MAGAZINE S.L.

Vta.	D	Tiempo	Sector 1	Sector 2	Sector 3	V. Max.	Elapsed
1		2:33.790	1:07.645	47.991	38.154	143.6	2:33.790
2		2:18.063	52.583	47.725	37.755	146.9	4:51.853
3		2:18.760	53.130	47.761	37.869	156.7	7:10.613
4		2:17.905	51.967	48.052	37.886	156.0	9:28.518
5		2:18.389	52.231	48.003	38.155	153.4	11:46.907
6		2:18.070	52.108	47.898	38.064	154.7	14:04.977
7		2:17.318	51.867	47.489	37.962	155.8	16:22.295
8		2:17.387	52.023	47.349	38.015	155.3	18:39.682
9		2:17.497	51.989	47.636	37.872	154.9	20:57.179

21 — Daniel Losada Iglesias — TOYOTA AYGO

CKV — MOTORISMO MAGAZINE S.L.

Vta.	D	Tiempo	Sector 1	Sector 2	Sector 3	V. Max.	Elapsed
1		2:32.655	1:06.791	47.727	38.137	143.4	2:32.655
2		2:17.395	51.687	47.714	37.994	157.8	4:50.050
3		2:18.307	51.851	48.261	38.195	157.2	7:08.357
4		2:17.560	51.824	47.747	37.989	156.0	9:25.917
5		2:17.507	51.751	47.733	38.023	154.0	11:43.424
6		2:17.758	51.726	47.715	38.317	156.0	14:01.182
7		2:17.544	51.601	47.601	38.342	156.9	16:18.726
8		2:17.529	51.860	47.575	38.094	156.9	18:36.255
9		2:17.926	51.916	47.788	38.222	155.3	20:54.181

22 — Javier Fraile Gonzalez — CITROEN SAXO VTS

JRS — VSR eSports

Vta.	D	Tiempo	Sector 1	Sector 2	Sector 3	V. Max.	Elapsed
1		2:23.922	1:03.474	44.246	36.202	151.0	2:23.922
2		2:09.754	49.285	44.701	35.768	170.0	4:33.676
3		2:07.994	49.123	43.449	35.422	173.6	6:41.670
4		2:11.332	52.312	43.702	35.318	175.0	8:53.002
5		2:06.583	48.330	43.074	35.179	176.4	10:59.585
6		2:07.810	48.680	43.410	35.720	176.1	13:07.395
7		2:09.052	49.377	43.583	36.092	171.9	15:16.447
8		2:08.780	49.002	43.850	35.928	176.4	17:25.227
9		2:09.398	49.697	44.033	35.668	171.9	19:34.625

23 — Miguel Gonzalez Manzaneque — TOYOTA AYGO

CKV — PARADINAS MOTORSPORT

Vta.	D	Tiempo	Sector 1	Sector 2	Sector 3	V. Max.	Elapsed
1		2:31.809	1:06.206	47.392	38.211	144.5	2:31.809
2		2:17.654	51.767	47.775	38.112	156.7	4:49.463
3		2:18.191	51.638	47.971	38.582	157.4	7:07.654
4		2:17.431	51.709	47.727	37.995	156.9	9:25.085
5		2:17.714	51.727	47.778	38.209	154.0	11:42.799
6		2:17.594	51.563	47.801	38.230	157.4	14:00.393
7		2:17.612	51.642	47.792	38.178	157.2	16:18.005
8		2:17.534	51.540	47.899	38.095	157.8	18:35.539
9		2:18.063	51.738	47.876	38.449	156.9	20:53.602

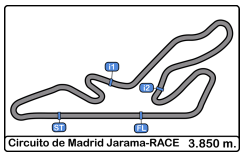

Circuito de Madrid Jarama - RACE

División 1

1ª Carrera

Tiempos Por Vuelta

24 — Ivan Lopez Gomez — SUZUKI SWIFT SPORT

2 — CLUB JARAMA SPORT

Vta.	D	Tiempo	Sector 1	Sector 2	Sector 3	V. Max.	Elapsed
1		2:23.526	1:04.286	43.931	35.309	157.4	2:23.526
2		2:09.340	48.932	44.471	35.937	175.0	4:32.866
3		2:08.004	48.530	43.693	35.781	180.9	6:40.870
4		2:07.559	48.320	44.104	35.135	179.1	8:48.429
5		2:06.128	47.865	43.256	35.007	180.0	10:54.557
6		2:06.650	47.963	43.470	35.217	178.8	13:01.207
7		2:06.879	48.427	43.090	35.362	177.6	15:08.086
8		2:05.926	48.060	42.478	35.388	177.0	17:14.012
9		2:06.196	48.385	42.894	34.917	178.5	19:20.208
10		2:06.675	48.315	42.930	35.430	175.8	21:26.883

25 — Guillermo Del Moral Garcia — HYUNDAI ACCENT

2 — CLUB JARAMA SPORT

Vta.	D	Tiempo	Sector 1	Sector 2	Sector 3	V. Max.	Elapsed
1		2:15.360	58.708	42.087	34.565	155.8	2:15.360
2		2:04.900	47.948	42.506	34.446	180.3	4:20.260
3		2:04.603	47.453	42.665	34.485	175.3	6:24.863
4		2:04.782	47.605	42.618	34.559	175.0	8:29.645
5		2:04.711	47.398	42.681	34.632	174.7	10:34.356
6		2:05.045	47.641	42.690	34.714	174.4	12:39.401
7		2:04.510	47.503	42.482	34.525	174.1	14:43.911
8		2:04.834	47.458	42.647	34.729	174.7	16:48.745
9		2:05.459	47.455	43.196	34.808	175.3	18:54.204
10		2:05.137	47.738	42.515	34.884	175.6	20:59.341

26 — Angel Lafuente Lopez — BMW E36 325i

EN-3 — VSR eSports

Vta.	D	Tiempo	Sector 1	Sector 2	Sector 3	V. Max.	Elapsed
1		2:02.950	51.659	38.934	32.357	169.8	2:02.950
2		1:56.419	44.955	39.011	32.453	186.8	3:59.369
3		1:55.782	44.746	38.766	32.270	197.4	5:55.151
4		1:56.010	44.310	39.246	32.454	196.0	7:51.161
5		1:55.394	44.308	38.849	32.237	196.0	9:46.555
6		1:56.626	44.634	39.159	32.833	191.1	11:43.181
7		1:55.626	44.575	38.610	32.441	197.8	13:38.807
8		1:56.740	45.412	38.868	32.460	188.8	15:35.547
9		1:57.212	44.652	39.543	33.017	198.1	17:32.759
10		1:58.986	45.108	40.814	33.064	194.9	19:31.745

27 — Victor Garrido Gonzalez — SUZUKI SWIFT CUP

2 — CLUB JARAMA SPORT

Vta.	D	Tiempo	Sector 1	Sector 2	Sector 3	V. Max.	Elapsed
1		2:22.580	1:02.713	44.309	35.558	145.9	2:22.580
2		2:09.850	49.274	44.820	35.756	169.8	4:32.430
3		2:09.056	49.290	43.849	35.917	172.8	6:41.486
4		2:32.907	1:09.184	47.162	36.561	170.6	9:14.393
5		2:09.194	50.088	44.044	35.062	165.1	11:23.587
6		2:07.542	48.668	43.650	35.224	172.8	13:31.129
7		2:08.741	48.417	44.720	35.604	168.7	15:39.870
8		2:08.741	48.888	44.019	35.834	163.1	17:48.611
9		2:12.059	51.008	44.599	36.452	161.1	20:00.670

29 — Ruben Gonzalez Checa — TOYOTA AYGO

CKV — C.D.E. ULTIMA VUELTA

Vta.	D	Tiempo	Sector 1	Sector 2	Sector 3	V. Max.	Elapsed
1		2:33.410	1:07.329	47.741	38.340	144.5	2:33.410
2		2:17.631	52.371	47.377	37.883	149.3	4:51.041
3		2:17.659	52.162	47.384	38.113	157.6	7:08.700
4		2:17.916	51.878	47.632	38.406	158.1	9:26.616
5		2:17.343	51.832	47.395	38.116	156.5	11:43.959
6		2:18.101	51.770	48.196	38.135	158.3	14:02.060
7		2:18.723	52.506	47.575	38.642	158.5	16:20.783
8		2:17.486	52.126	47.499	37.861	156.0	18:38.269
9		2:18.254	51.917	47.438	38.899	155.8	20:56.523

31 — Alberto Gonzalez Checa — TOYOTA AYGO

2 — C.D.E. ULTIMA VUELTA

Vta.	D	Tiempo	Sector 1	Sector 2	Sector 3	V. Max.	Elapsed
1		2:34.146	1:08.440	47.592	38.114	144.0	2:34.146
2		2:18.150	52.517	47.834	37.799	150.8	4:52.296
3		2:24.129	52.912	47.958	43.259	156.9	7:16.425
4		2:18.051	52.259	47.952	37.840	156.7	9:34.476
5		2:18.280	52.007	48.145	38.128	151.6	11:52.756
6		2:20.730	53.394	48.662	38.674	155.6	14:13.486
7		2:19.707	53.039	48.279	38.389	156.2	16:33.193
8		2:19.982	53.068	48.063	38.851	151.8	18:53.175
9		2:19.337	53.589	47.654	38.094	154.5	21:12.512

33 — Gonzalez Suarez - Sainz Dochado — PEUGEOT 309 GTI

EN-2 — C.D.E. ULTIMA VUELTA

Vta.	D	Tiempo	Sector 1	Sector 2	Sector 3	V. Max.	Elapsed
1		2:29.167	1:05.897	45.614	37.656	148.5	2:29.167
2		2:15.399	52.103	45.566	37.730	160.9	4:44.566
3		2:14.606	51.652	45.585	37.369	167.1	6:59.172
4		2:14.416	51.214	45.501	37.701	170.6	9:13.588
5		2:14.564	51.143	46.036	37.385	171.1	11:28.152
6		2:13.795	51.373	45.157	37.265	170.0	13:41.947
7		2:14.109	50.952	45.495	37.662	173.6	15:56.056
8		2:13.284	50.944	44.642	37.698	171.7	18:09.340
9		2:13.265	50.878	45.310	37.077	171.4	20:22.605

34 — Diego Villanueva Capote — CITROEN SAXO VTS

JRS — VSR eSports

Vta.	D	Tiempo	Sector 1	Sector 2	Sector 3	V. Max.	Elapsed
1		2:21.132	1:01.494	43.009	36.629	156.9	2:21.132
2		2:09.713	50.602	43.608	35.503	176.1	4:30.845
3		2:07.597	48.700	43.496	35.401	175.6	6:38.442
4		2:07.637	48.022	43.585	36.030	172.8	8:46.079
5		2:09.704	49.369	44.822	35.513	176.1	10:55.783
6		2:09.546	50.393	43.342	35.811	173.6	13:05.329
7		2:07.932	48.691	43.530	35.711	174.1	15:13.261
8		2:07.596	48.504	43.420	35.672	173.0	17:20.857
9		2:06.882	48.181	43.064	35.637	175.0	19:27.739
10		2:10.600	48.764	46.012	35.824	174.4	21:38.339

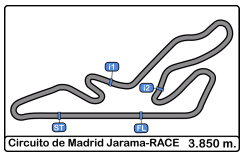

Circuito de Madrid Jarama - RACE

División 1

1ª Carrera

Tiempos Por Vuelta

35 — Oscar Montalvo Fabeiro — CITROEN SAXO VTS — JRS — CLUB JARAMA SPORT

Vta.	D	Tiempo	Sector 1	Sector 2	Sector 3	V. Max.	Elapsed
1		2:20.550	1:00.253	43.909	36.388	161.6	2:20.550
2		2:09.702	48.814	45.354	35.534	180.0	4:30.252
3		2:09.126	49.820	43.497	35.809	180.3	6:39.378
4		2:08.498	49.399	43.489	35.610	178.2	8:47.876
5		2:07.715	48.239	43.841	35.635	178.2	10:55.591
6		2:09.465	50.435	43.187	35.843	179.1	13:05.056
7		2:07.804	48.882	43.328	35.594	179.4	15:12.860
8		2:07.272	48.469	43.208	35.595	177.0	17:20.132
9		2:07.557	48.377	43.357	35.823	177.3	19:27.689
10		2:14.359	48.742	48.846	36.771	178.5	21:42.048

36 — Miguel Angel Gonzalez Rol — CITROEN SAXO VTS — JRS — C.D.E. ULTIMA VUELTA

Vta.	D	Tiempo	Sector 1	Sector 2	Sector 3	V. Max.	Elapsed
1		2:21.992	1:02.407	43.797	35.788	155.6	2:21.992
2		2:09.713	49.623	44.512	35.578	171.9	4:31.705
3		2:08.265	48.896	43.646	35.723	175.0	6:39.970
4		2:09.747	48.836	44.738	36.173	177.9	8:49.717
5		2:08.764	49.079	43.708	35.977	175.6	10:58.481
6		2:08.314	48.838	43.568	35.908	175.6	13:06.795
7		2:09.016	48.725	44.153	36.138	177.0	15:15.811
8		2:08.991	49.148	43.943	35.900	177.6	17:24.802
9		2:09.192	49.411	43.717	36.064	177.3	19:33.994

37 — Alberto Lazaro Barrasa — CITROEN SAXO VTS — JRS — C.D.E. ULTIMA VUELTA

Vta.	D	Tiempo	Sector 1	Sector 2	Sector 3	V. Max.	Elapsed
1		2:18.171	59.957	42.917	35.297	157.4	2:18.171
2		2:05.852	47.982	42.763	35.107	179.4	4:24.023
3		2:05.749	47.711	42.879	35.159	178.8	6:29.772
4		2:06.020	48.214	42.676	35.130	178.5	8:35.792
5		2:06.327	48.203	42.856	35.268	177.0	10:42.119
6		2:06.589	48.225	43.066	35.298	178.2	12:48.708
7		2:06.549	48.209	43.043	35.297	177.0	14:55.257
8		2:06.410	48.423	42.741	35.246	177.0	17:01.667
9		2:06.913	48.373	43.187	35.353	177.3	19:08.580
10		2:08.334	48.092	42.844	37.398	176.7	21:16.914

39 — Javier Parrilla Gonzalez — TOYOTA AYGO — 2 — EFICAR TEAM

Vta.	D	Tiempo	Sector 1	Sector 2	Sector 3	V. Max.	Elapsed
1		2:32.153	1:06.529	47.333	38.291	143.0	2:32.153
2		2:17.583	52.007	47.523	38.053	159.2	4:49.736
3		2:18.132	51.788	48.030	38.314	158.3	7:07.868
4		2:17.551	51.813	47.798	37.940	156.9	9:25.419
5		2:17.615	51.771	47.675	38.169	156.5	11:43.034
6		2:17.641	51.946	47.482	38.213	157.6	14:00.675
7		2:17.514	51.780	47.606	38.128	158.5	16:18.189
8		2:17.543	51.910	47.739	37.894	157.4	18:35.732
9		2:18.507	52.262	47.456	38.789	156.0	20:54.239

40 — Julian Mazuecos Fernandez — CITROEN SAXO VTS — JRS — A.D. CLEMENTE ARROYO

Vta.	D	Tiempo	Sector 1	Sector 2	Sector 3	V. Max.	Elapsed
1		2:15.228	58.111	42.267	34.850	156.7	2:15.228
2		2:05.932	47.950	42.926	35.056	180.3	4:21.160
3		2:05.104	47.521	42.607	34.976	180.0	6:26.264
4		2:05.139	47.598	42.574	34.967	179.7	8:31.403
5		2:05.172	47.708	42.522	34.942	178.8	10:36.575
6		2:05.260	47.830	42.418	35.012	178.2	12:41.835
7		2:05.153	47.552	42.427	35.174	179.1	14:46.988
8		2:05.572	48.135	42.407	35.030	177.6	16:52.560
9		2:04.989	47.528	42.407	35.054	179.7	18:57.549
10		2:06.102	48.290	42.494	35.318	180.3	21:03.651

41 — Alexander Villanueva Brox — CITROEN SAXO VTS — JRS — VSR eSports

Vta.	D	Tiempo	Sector 1	Sector 2	Sector 3	V. Max.	Elapsed
1		2:20.727	1:00.921	43.414	36.392	157.2	2:20.727
2		2:08.986	48.804	44.767	35.415	180.6	4:29.713
3		2:08.299	49.999	43.019	35.281	179.7	6:38.012
4		2:06.269	48.110	42.892	35.267	179.4	8:44.281
5		2:06.720	48.343	43.115	35.262	176.7	10:51.001
6		2:06.846	48.826	42.835	35.185	179.1	12:57.847
7		2:06.788	48.371	43.067	35.350	176.4	15:04.635
8		2:07.666	48.728	43.282	35.656	176.7	17:12.301
9		2:07.009	48.491	43.273	35.245	174.7	19:19.310
10		2:06.832	48.359	42.905	35.568	174.7	21:26.142

42 — Ignacio J. Leirana Castillo — CITROEN SAXO SPORT — 3 — IGNACIO J. LEIRANA CASTILLO

Vta.	D	Tiempo	Sector 1	Sector 2	Sector 3	V. Max.	Elapsed
1		3:31.881	2:20.786	38.817	32.278	84.7	3:31.881
2		1:54.115	43.577	38.521	32.017	193.2	5:25.996
3		1:53.717	43.565	38.322	31.830	193.8	7:19.713
4		1:57.482	44.172	41.667	31.643	186.8	9:17.195
5		1:53.336	43.658	37.871	31.807	195.6	11:10.531
6		1:54.234	43.564	38.333	32.337	195.2	13:04.765
7		1:54.603	44.765	38.249	31.589	193.8	14:59.368
8		1:53.630	43.663	37.907	32.060	196.7	16:52.998
9		1:55.761	43.920	39.376	32.465	194.5	18:48.759
10		2:07.135	46.103	42.530	38.502	182.7	20:55.894

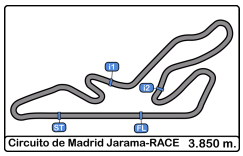

Circuito de Madrid Jarama - RACE

División 1

1ª Carrera

Tiempos Por Vuelta

43 — Christian Garcia Garcia — HONDA CIVIC 1.6

3 — EFICAR TEAM

Vta.	D	Tiempo	Sector 1	Sector 2	Sector 3	V. Max.	Elapsed
1		2:31.751	1:12.841	43.785	35.125	87.3	2:31.751
2		1:59.972	45.688	39.983	34.301	187.1	4:31.723
3		1:58.222	45.978	39.081	33.163	172.5	6:29.945
4		1:56.984	45.439	39.138	32.407	182.7	8:26.929
5		1:56.216	44.800	39.055	32.361	193.5	10:23.145
6		1:55.636	44.400	38.665	32.571	190.4	12:18.781
7		1:55.652	44.269	38.822	32.561	192.1	14:14.433
8		1:57.009	44.475	40.598	31.936	174.7	16:11.442
9		1:54.464	43.977	38.683	31.804	191.4	18:05.906
10		1:55.712	44.234	38.725	32.753	199.2	20:01.618

44 — Stefano Bozzoni — BMW E36

EN-3 — C.D.E. ULTIMA VUELTA

Vta.	D	Tiempo	Sector 1	Sector 2	Sector 3	V. Max.	Elapsed
1		2:12.227	57.403	40.607	34.217	161.1	2:12.227
2		2:02.715	46.856	41.034	34.825	193.2	4:14.942
3		2:01.170	46.477	40.510	34.183	193.5	6:16.112
4		2:00.690	46.197	40.472	34.021	196.0	8:16.802
5		2:01.367	46.272	40.559	34.536	196.3	10:18.169
6		2:01.686	47.388	40.127	34.171	195.6	12:19.855
7		2:01.211	46.491	40.550	34.170	196.3	14:21.066
8		2:02.124	46.657	41.225	34.242	199.2	16:23.190
9		2:04.085	47.465	41.285	35.335	195.6	18:27.275
10		2:02.352	46.972	40.691	34.689	193.5	20:29.627

45 — Guillermo Paz De Sierra — TOYOTA AYGO

CKV — RASANTE SPORT

Vta.	D	Tiempo	Sector 1	Sector 2	Sector 3	V. Max.	Elapsed
1		2:35.620	1:09.187	48.062	38.371	144.7	2:35.620
2		2:19.796	52.854	48.052	38.890	147.3	4:55.416
3		2:19.008	52.699	47.869	38.440	156.5	7:14.424
4		2:18.456	52.304	47.828	38.324	155.8	9:32.880
5		2:19.645	52.611	48.715	38.319	154.0	11:52.525
6		2:20.662	53.064	48.694	38.904	155.1	14:13.187
7		2:19.928	53.093	48.026	38.809	154.9	16:33.115
8		2:20.290	52.920	47.893	39.477	152.7	18:53.405
9		2:19.954	53.888	47.393	38.673	155.6	21:13.359

46 — Deogracias Milan Cano — CITROEN SAXO VTS

JRS — C.D.E. ULTIMA VUELTA

Vta.	D	Tiempo	Sector 1	Sector 2	Sector 3	V. Max.	Elapsed
1		2:21.459	1:01.745	43.424	36.290	154.2	2:21.459
2		2:07.974	48.800	43.662	35.512	174.4	4:29.433
3		2:07.937	48.885	43.362	35.690	177.9	6:37.370
4		2:08.554	48.508	44.171	35.875	175.3	8:45.924
5		2:07.828	48.575	43.418	35.835	177.3	10:53.752
6		2:07.283	48.554	43.018	35.711	166.1	13:01.035
7		2:08.368	49.323	43.193	35.852	170.3	15:09.403
8		2:07.658	48.462	43.452	35.744	175.6	17:17.061
9		2:07.665	48.747	43.257	35.661	170.6	19:24.726
10		2:08.095	48.612	43.607	35.876	174.1	21:32.821

48 — Carlota Villanueva Jimenez — CITROEN SAXO VTS

JRS — VSR eSports

Vta.	D	Tiempo	Sector 1	Sector 2	Sector 3	V. Max.	Elapsed
1		2:26.925	1:04.193	45.667	37.065	150.4	2:26.925
2		2:13.164	50.417	45.670	37.077	163.1	4:40.089
3		2:14.023	50.949	46.008	37.066	168.4	6:54.112
4		2:14.173	51.105	45.949	37.119	166.4	9:08.285
5		2:14.119	50.832	46.342	36.945	167.7	11:22.404
6		2:13.074	50.686	45.410	36.978	169.0	13:35.478
7		2:14.366	50.556	46.870	36.940	169.8	15:49.844
8		2:16.135	50.764	46.497	38.874	169.5	18:05.979
9		2:19.613	51.823	49.536	38.254	152.3	20:25.592

49 — Javier Conejero Gines — TOYOTA AYGO

2 — ESCUDERIA CIUDAD DE PLASENCIA

Vta.	D	Tiempo	Sector 1	Sector 2	Sector 3	V. Max.	Elapsed
1		2:35.332	1:08.167	48.351	38.814	142.6	2:35.332
2		2:17.971	52.334	47.503	38.134	158.8	4:53.303
3		2:19.273	52.366	47.960	38.947	157.2	7:12.576
4		2:17.097	51.696	47.546	37.855	155.1	9:29.673
5		2:17.840	51.549		2:55.695	155.1	11:47.513
6		2:18.009	52.016	47.696	38.297	156.9	14:05.522
7		2:17.320	51.717	47.470	38.133	156.5	16:22.842
8		2:17.232	51.678	47.443	38.111	156.0	18:40.074
9		2:17.524	52.057	47.584	37.883	158.1	20:57.598

51 — Adrian Martinez Pérez — CITROEN SAXO VTS

JRS — ESCUDERIA CENTRO

Vta.	D	Tiempo	Sector 1	Sector 2	Sector 3	V. Max.	Elapsed
1		2:21.652	1:01.968	43.834	35.850	154.9	2:21.652
2		2:09.762	49.540	43.929	36.293	175.0	4:31.414
3		2:09.965	49.479	43.809	36.677	167.9	6:41.379
4		2:09.505	49.784	43.772	35.949	176.1	8:50.884
5		2:08.193	48.913	43.642	35.638	176.1	10:59.077
6		2:08.103	48.621	43.480	36.002	177.6	13:07.180
7		2:08.873	49.050	43.685	36.138	180.3	15:16.053
8		2:08.233	48.627	43.603	36.003	178.8	17:24.286
9		2:11.650	50.576	44.550	36.524	174.4	19:35.936

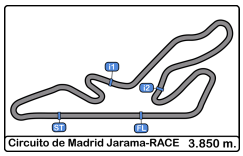

Circuito de Madrid Jarama - RACE

División 1

1ª Carrera

Análisis

Vta 1

Num	T. Vta.	Dif
5	2:01.749	
26	2:02.950	01.201
9	2:05.750	04.001
12	2:07.799	06.050
7	2:09.627	07.878
19	2:09.776	08.027
44	2:12.227	10.478
40	2:15.228	13.479
25	2:15.360	13.611
14	2:17.662	15.913
37	2:18.171	16.422
4	2:18.543	16.794
13	2:19.455	17.706
35	2:20.550	18.801
41	2:20.727	18.978
34	2:21.132	19.383
6	2:21.267	19.518
46	2:21.459	19.710
51	2:21.652	19.903
36	2:21.992	20.243
27	2:22.580	20.831
24	2:23.526	21.777
22	2:23.922	22.173
48	2:26.925	25.176
33	2:29.167	27.418
43	2:31.751	30.002
23	2:31.809	30.060
39	2:32.153	30.404
21	2:32.655	30.906
29	2:33.410	31.661
20	2:33.790	32.041
31	2:34.146	32.397
49	2:35.332	33.583
45	2:35.620	33.871
18	2:37.593	35.844
8	2:38.135	36.386
16	3:01.859	1:00.110
42	3:31.881	1:30.132

Vta 2

Num	T. Vta.	Dif
5	1:56.253	
26	1:56.419	01.367
9	1:57.686	05.434
7	1:58.332	09.957
12	2:00.654	10.451
19	1:58.745	10.519
44	2:02.715	16.940
25	2:04.900	22.258
40	2:05.932	23.158
14	2:05.356	25.016
37	2:05.852	26.021
13	2:05.298	26.751
6	2:07.650	30.915
46	2:07.974	31.431
41	2:08.986	31.711
35	2:09.702	32.250
34	2:09.713	32.843
51	2:09.762	33.412
36	2:09.713	33.703
43	1:59.972	33.721
27	2:09.850	34.428
24	2:09.340	34.864
22	2:09.754	35.674
48	2:13.164	42.087
33	2:15.399	46.564
23	2:17.654	51.461
39	2:17.583	51.734
21	2:17.395	52.048
29	2:17.631	53.039
20	2:18.063	53.851
31	2:18.150	54.294
4	2:34.435	54.976
49	2:17.971	55.301
45	2:19.796	57.414
18	2:19.254	58.845
8	2:19.401	59.534
16	2:04.858	1:08.715
42	1:54.115	1:27.994

Vta 3

Num	T. Vta.	Dif
5	1:56.028	
26	1:55.782	01.121
9	1:57.897	07.303
7	1:57.430	11.359
19	1:57.663	12.154
12	1:59.589	14.012
44	2:01.170	22.082
25	2:04.603	30.833
40	2:05.104	32.234
14	2:05.053	34.041
37	2:05.749	35.742
43	1:58.222	35.915
13	2:06.352	37.075
6	2:07.386	42.273
46	2:07.937	43.340
41	2:08.299	43.982
34	2:07.597	44.412
35	2:09.126	45.348
36	2:08.265	45.940
24	2:08.004	46.840
51	2:09.965	47.349
27	2:09.056	47.456
22	2:07.994	47.640
48	2:14.023	1:00.082
33	2:14.606	1:05.142
4	2:11.041	1:09.989
23	2:18.191	1:13.624
39	2:18.132	1:13.838
21	2:18.307	1:14.327
29	2:17.659	1:14.670
20	2:18.760	1:16.583
16	2:04.187	1:16.874
49	2:19.273	1:18.546
45	2:19.008	1:20.394
18	2:19.347	1:22.164
31	2:24.129	1:22.395
8	2:19.945	1:23.451
42	1:53.717	1:25.683

Vta 4

Num	T. Vta.	Dif
5	1:56.210	
26	1:56.010	00.921
9	1:57.397	08.490
7	1:56.871	12.020
19	1:58.355	14.299
12	1:59.091	16.893
44	2:00.690	26.562
43	1:56.984	36.689
25	2:04.782	39.405
40	2:05.139	41.163
14	2:05.070	42.901
37	2:06.020	45.552
13	2:04.860	45.725
6	2:07.198	53.261
41	2:06.269	54.041
46	2:08.554	55.684
34	2:07.637	55.839
35	2:08.498	57.636
24	2:07.559	58.189
36	2:09.747	59.477
51	2:09.505	1:00.644
22	2:11.332	1:02.762
48	2:14.173	1:18.045
4	2:06.724	1:20.503
33	2:14.416	1:23.348
16	2:02.702	1:23.366
27	2:32.907	1:24.153
42	1:57.482	1:26.955
23	2:17.431	1:34.845
39	2:17.551	1:35.179
21	2:17.560	1:35.677
29	2:17.916	1:36.376
20	2:17.905	1:38.278
49	2:17.097	1:39.433
45	2:18.456	1:42.640
31	2:18.051	1:44.236
18	2:19.429	1:45.383
8	2:19.176	1:46.417

Vta 5

Num	T. Vta.	Dif
5	1:55.694	
26	1:55.394	00.621
9	1:57.962	10.758
7	1:56.779	13.105
19	1:58.844	17.449
12	1:59.854	21.053
44	2:01.367	32.235
43	1:56.216	37.211
25	2:04.711	48.422
40	2:05.172	50.641
14	2:04.873	52.080
13	2:03.479	53.510
37	2:06.327	56.185
6	2:07.019	1:04.586
41	2:06.720	1:05.067
46	2:07.828	1:07.818
24	2:06.128	1:08.623
35	2:07.715	1:09.657
34	2:09.704	1:09.849
36	2:08.764	1:12.547
51	2:08.193	1:13.143
22	2:06.583	1:13.651
42	1:53.336	1:24.597
16	2:03.408	1:31.080

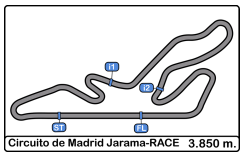

Circuito de Madrid Jarama - RACE

División 1

1ª Carrera

Análisis

Num	T. Vta.	Dif
4	2:07.124	1:31.933
48	2:14.119	1:36.470
27	2:09.194	1:37.653
33	2:14.564	1:42.218

Num	T. Vta.	Dif
Vta 6		
5	1:56.320	
23	2:17.714	1 Lap
39	2:17.615	1 Lap
26	1:56.626	00.927
21	2:17.507	1 Lap
29	2:17.343	1 Lap
20	2:18.389	1 Lap
49	2:17.840	1 Lap
45	2:19.645	1 Lap
31	2:18.280	1 Lap
18	2:18.562	1 Lap
9	1:57.499	11.937
7	1:56.350	13.135
8	2:19.164	1 Lap
19	1:59.183	20.312
12	1:59.371	24.104
43	1:55.636	36.527
44	2:01.686	37.601
25	2:05.045	57.147
40	2:05.260	59.581
14	2:04.955	1:00.715
13	2:03.643	1:00.833
37	2:06.589	1:06.454
6	2:06.874	1:15.140
41	2:06.846	1:15.593
46	2:07.283	1:18.781
24	2:06.650	1:18.953
42	1:54.234	1:22.511
35	2:09.465	1:22.802
34	2:09.546	1:23.075
36	2:08.314	1:24.541

Num	T. Vta.	Dif
51	2:08.103	1:24.926
22	2:07.810	1:25.141
16	2:02.069	1:36.829
4	2:04.018	1:39.631
27	2:07.542	1:48.875
48	2:13.074	1:53.224

Num	T. Vta.	Dif
Vta 7		
5	1:55.637	
26	1:55.626	00.916
33	2:13.795	1 Lap
9	2:02.233	18.533
7	2:01.838	19.336
23	2:17.594	1 Lap
39	2:17.641	1 Lap
21	2:17.758	1 Lap
29	2:18.101	1 Lap
20	2:18.070	1 Lap
19	2:02.557	27.232
49	2:18.009	1 Lap
12	1:59.989	28.456
45	2:20.662	1 Lap
31	2:20.730	1 Lap
18	2:19.851	1 Lap
43	1:55.652	36.542
8	2:19.081	1 Lap
44	2:01.211	43.175
25	2:04.510	1:06.020
40	2:05.153	1:09.097
13	2:04.077	1:09.273
14	2:05.884	1:10.962
37	2:06.549	1:17.366
42	1:54.603	1:21.477
6	2:06.924	1:26.427
41	2:06.788	1:26.744
24	2:06.879	1:30.195
46	2:08.368	1:31.512

Num	T. Vta.	Dif
35	2:07.804	1:34.969
34	2:07.932	1:35.370
36	2:09.016	1:37.920
51	2:08.873	1:38.162
22	2:09.052	1:38.556
16	2:04.116	1:45.308
4	2:05.839	1:49.833

Num	T. Vta.	Dif
Vta 8		
5	1:55.694	
26	1:56.740	01.962
27	2:08.741	1 Lap
48	2:14.366	1 Lap
9	1:57.844	20.683
7	1:58.473	22.115
33	2:14.109	1 Lap
12	2:00.491	33.253
19	2:03.587	35.125
43	1:57.009	37.857
23	2:17.612	1 Lap
39	2:17.514	1 Lap
21	2:17.544	1 Lap
29	2:18.723	1 Lap
20	2:17.318	1 Lap
49	2:17.320	1 Lap
44	2:02.124	49.605
45	2:19.928	1 Lap
31	2:19.707	1 Lap
18	2:20.009	1 Lap
8	2:19.620	1 Lap
25	2:04.834	1:15.160
13	2:02.587	1:16.166
40	2:05.572	1:18.975
42	1:53.630	1:19.413
14	2:05.359	1:20.627
37	2:06.410	1:28.082
41	2:07.666	1:38.716

Num	T. Vta.	Dif
6	2:08.518	1:39.251
24	2:05.926	1:40.427
46	2:07.658	1:43.476
35	2:07.272	1:46.547
34	2:07.596	1:47.272
51	2:08.233	1:50.701
36	2:08.991	1:51.217
22	2:08.780	1:51.642
16	2:03.967	1:53.581
4	2:04.631	1:58.770

Num	T. Vta.	Dif
Vta 9		
26	1:57.212	
27	2:08.741	1 Lap
5	2:18.751	19.577
9	1:58.249	19.758
7	1:57.349	20.290
43	1:54.464	33.147
12	1:59.129	33.208
48	2:16.135	1 Lap
19	1:58.107	34.058
33	2:13.284	1 Lap
44	2:04.085	54.516
23	2:17.534	1 Lap
39	2:17.543	1 Lap
21	2:17.529	1 Lap
29	2:17.486	1 Lap
20	2:17.387	1 Lap
49	2:17.232	1 Lap
42	1:55.761	1:16.000
31	2:19.982	1 Lap
45	2:20.290	1 Lap
18	2:19.751	1 Lap
25	2:05.459	1:21.445
13	2:04.689	1:21.681
8	2:20.046	1 Lap
40	2:04.989	1:24.790

Num	T. Vta.	Dif
14	2:05.444	1:26.897
37	2:06.913	1:35.821
41	2:07.009	1:46.551
6	2:07.240	1:47.317
24	2:06.196	1:47.449
46	2:07.665	1:51.967
35	2:07.557	1:54.930
34	2:06.882	1:54.980
16	2:03.690	1:58.097

Num	T. Vta.	Dif
Vta 10		
26	1:58.986	
36	2:09.192	1 Lap
22	2:09.398	1 Lap
51	2:11.650	1 Lap
4	2:05.269	1 Lap
9	1:58.091	18.863
7	1:57.781	19.085
27	2:12.059	1 Lap
43	1:55.712	29.873
12	1:58.811	33.033
19	1:58.248	33.320
33	2:13.265	1 Lap
48	2:19.613	1 Lap
44	2:02.352	57.882
23	2:18.063	1 Lap
21	2:17.926	1 Lap
39	2:18.507	1 Lap
42	2:07.135	1:24.149
29	2:18.254	1 Lap
20	2:17.497	1 Lap
49	2:17.524	1 Lap
25	2:05.137	1:27.596
13	2:08.738	1:31.433
40	2:06.102	1:31.906
14	2:05.912	1:33.823
31	2:19.337	1 Lap

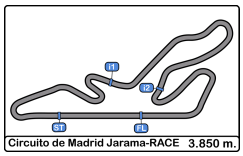

Circuito de Madrid Jarama - RACE

División 1

1ª Carrera

Análisis

Num	T. Vta.	Dif
45	2:19.954	1 Lap
18	2:22.931	1 Lap
8	2:22.248	1 Lap
37	2:08.334	1:45.169
41	2:06.832	1:54.397
6	2:06.781	1:55.112
24	2:06.675	1:55.138
46	2:08.095	2:01.076
34	2:10.600	2:06.594
35	2:14.359	2:10.303
16	2:13.761	2:12.872

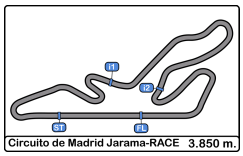

Circuito de Madrid Jarama - RACE

División 1

1ª Carrera

Mejores Sectores

	Sector - 1			Sector - 2			Sector - 3			Vuelta Ideal vs Mejor Vuelta					
Clas	Nº	Piloto	Tiempo	Nº	Piloto	Tiempo	Nº	Piloto	Tiempo	Clas	Nº	Piloto	Vta. Ideal	Mejor Vta.	Clas
1	42	Ignacio J. Leirana Castillo	43.564	42	Ignacio J. Leirana Castillo	37.871	42	Ignacio J. Leirana Castillo	31.589	1	42	Ignacio J. Leirana Castillo	1:53.024	1:53.336	1
2	43	Christian Garcia Garcia	43.977	5	Alvaro Villanueva Capote	38.586	43	Christian Garcia Garcia	31.804	2	43	Christian Garcia Garcia	1:54.446	1:54.464	2
3	7	Jaime Cela Talavera	44.247	26	Angel Lafuente Lopez	38.610	5	Alvaro Villanueva Capote	32.217	3	26	Angel Lafuente Lopez	1:55.155	1:55.394	3
4	26	Angel Lafuente Lopez	44.308	43	Christian Garcia Garcia	38.665	26	Angel Lafuente Lopez	32.237	4	5	Alvaro Villanueva Capote	1:55.292	1:55.637	4
5	5	Alvaro Villanueva Capote	44.489	7	Jaime Cela Talavera	39.071	7	Jaime Cela Talavera	32.548	5	7	Jaime Cela Talavera	1:55.866	1:56.350	5
6	9	Santiago Castilla Salinero	44.761	9	Santiago Castilla Salinero	39.670	9	Santiago Castilla Salinero	32.787	6	9	Santiago Castilla Salinero	1:57.218	1:57.397	6
7	19	Adrian Martin Abraldes	44.948	19	Adrian Martin Abraldes	39.833	19	Adrian Martin Abraldes	32.800	7	19	Adrian Martin Abraldes	1:57.581	1:57.663	7
8	12	Jorge Vila Sainz	45.196	44	Stefano Bozzoni	40.127	12	Jorge Vila Sainz	33.227	8	12	Jorge Vila Sainz	1:58.782	1:58.811	8
9	16	Eduardo Alonso De Pablo	45.682	12	Jorge Vila Sainz	40.359	16	Eduardo Alonso De Pablo	33.562	9	44	Stefano Bozzoni	2:00.345	2:00.690	9
10	44	Stefano Bozzoni	46.197	13	Roberto Felix Moreno Cortes	41.585	13	Roberto Felix Moreno Cortes	33.784	10	16	Eduardo Alonso De Pablo	2:01.007	2:02.069	10
11	13	Roberto Felix Moreno Cortes	46.766	4	Escolar Avarez - Vigara Tena	41.655	44	Stefano Bozzoni	34.021	11	13	Roberto Felix Moreno Cortes	2:02.135	2:02.587	11
12	25	Guillermo Del Moral Garcia	47.398	16	Eduardo Alonso De Pablo	41.763	25	Guillermo Del Moral Garcia	34.446	12	4	Escolar Avarez - Vigara Tena	2:03.844	2:04.018	12
13	40	Julian Mazuecos Fernandez	47.521	25	Guillermo Del Moral Garcia	42.087	4	Escolar Avarez - Vigara Tena	34.512	13	25	Guillermo Del Moral Garcia	2:03.931	2:04.510	13
14	14	Agustin Arce Pi	47.584	14	Agustin Arce Pi	42.182	40	Julian Mazuecos Fernandez	34.850	14	14	Agustin Arce Pi	2:04.617	2:04.873	14
15	4	Escolar Avarez - Vigara Tena	47.677	40	Julian Mazuecos Fernandez	42.267	14	Agustin Arce Pi	34.851	15	40	Julian Mazuecos Fernandez	2:04.638	2:04.989	15
16	37	Alberto Lazaro Barrasa	47.711	24	Ivan Lopez Gomez	42.478	24	Ivan Lopez Gomez	34.917	16	24	Ivan Lopez Gomez	2:05.260	2:05.926	17
17	24	Ivan Lopez Gomez	47.865	37	Alberto Lazaro Barrasa	42.676	27	Victor Garrido Gonzalez	35.062	17	37	Alberto Lazaro Barrasa	2:05.494	2:05.749	16
18	34	Diego Villanueva Capote	48.022	41	Alexander Villanueva Brox	42.835	37	Alberto Lazaro Barrasa	35.107	18	41	Alexander Villanueva Brox	2:06.130	2:06.269	18
19	6	Francisco Comendador Diaz-Maroto	48.043	6	Francisco Comendador Diaz-Maroto	42.848	22	Javier Fraile Gonzalez	35.179	19	6	Francisco Comendador Diaz-Maroto	2:06.289	2:06.781	20
20	41	Alexander Villanueva Brox	48.110	34	Diego Villanueva Capote	43.009	41	Alexander Villanueva Brox	35.185	20	34	Diego Villanueva Capote	2:06.432	2:06.882	21
21	35	Oscar Montalvo Fabeiro	48.239	46	Deogracias Milan Cano	43.018	6	Francisco Comendador Diaz-Maroto	35.398	21	22	Javier Fraile Gonzalez	2:06.583	2:06.583	19
22	22	Javier Fraile Gonzalez	48.330	22	Javier Fraile Gonzalez	43.074	34	Diego Villanueva Capote	35.401	22	35	Oscar Montalvo Fabeiro	2:06.960	2:07.272	22
23	27	Victor Garrido Gonzalez	48.417	35	Oscar Montalvo Fabeiro	43.187	46	Deogracias Milan Cano	35.512	23	46	Deogracias Milan Cano	2:06.992	2:07.283	23
24	46	Deogracias Milan Cano	48.462	51	Adrian Martinez Pérez	43.480	35	Oscar Montalvo Fabeiro	35.534	24	27	Victor Garrido Gonzalez	2:07.129	2:07.542	24
25	51	Adrian Martinez Pérez	48.621	36	Miguel Angel Gonzalez Rol	43.568	36	Miguel Angel Gonzalez Rol	35.578	25	51	Adrian Martinez Pérez	2:07.739	2:08.103	25
26	36	Miguel Angel Gonzalez Rol	48.725	27	Victor Garrido Gonzalez	43.650	51	Adrian Martinez Pérez	35.638	26	36	Miguel Angel Gonzalez Rol	2:07.871	2:08.265	26
27	48	Carlota Villanueva Jimenez	50.417	33	Gonzalez Suarez - Sainz Dochado	44.642	48	Carlota Villanueva Jimenez	36.940	27	33	Gonzalez Suarez - Sainz Dochado	2:12.597	2:13.265	28
28	33	Gonzalez Suarez - Sainz Dochado	50.878	48	Carlota Villanueva Jimenez	45.410	33	Gonzalez Suarez - Sainz Dochado	37.077	28	48	Carlota Villanueva Jimenez	2:12.767	2:13.074	27
29	23	Miguel Gonzalez Manzaneque	51.540	39	Javier Parrilla Gonzalez	47.333	20	Sergio Casalins Martinez	37.755	29	49	Javier Conejero Gines	2:16.847	2:17.097	29
30	49	Javier Conejero Gines	51.549	20	Sergio Casalins Martinez	47.349	31	Alberto Gonzalez Checa	37.799	30	23	Miguel Gonzalez Manzaneque	2:16.927	2:17.431	33
31	21	Daniel Losada Iglesias	51.601	29	Ruben Gonzalez Checa	47.377	49	Javier Conejero Gines	37.855	31	20	Sergio Casalins Martinez	2:16.971	2:17.318	30
32	29	Ruben Gonzalez Checa	51.770	23	Miguel Gonzalez Manzaneque	47.392	29	Ruben Gonzalez Checa	37.861	32	39	Javier Parrilla Gonzalez	2:16.998	2:17.514	34
33	39	Javier Parrilla Gonzalez	51.771	45	Guillermo Paz De Sierra	47.393	39	Javier Parrilla Gonzalez	37.894	33	29	Ruben Gonzalez Checa	2:17.008	2:17.343	31
34	20	Sergio Casalins Martinez	51.867	49	Javier Conejero Gines	47.443	21	Daniel Losada Iglesias	37.989	34	21	Daniel Losada Iglesias	2:17.165	2:17.395	32
35	31	Alberto Gonzalez Checa	52.007	21	Daniel Losada Iglesias	47.575	23	Miguel Gonzalez Manzaneque	37.995	35	31	Alberto Gonzalez Checa	2:17.398	2:18.051	35
36	18	Oriol Gonzalez Morales	52.228	31	Alberto Gonzalez Checa	47.592	18	Oriol Gonzalez Morales	38.239	36	45	Guillermo Paz De Sierra	2:18.016	2:18.456	36
37	8	Miguel Garcia Salazar	52.235	8	Miguel Garcia Salazar	47.932	45	Guillermo Paz De Sierra	38.319	37	18	Oriol Gonzalez Morales	2:18.418	2:18.562	37
38	45	Guillermo Paz De Sierra	52.304	18	Oriol Gonzalez Morales	47.951	8	Miguel Garcia Salazar	38.333	38	8	Miguel Garcia Salazar	2:18.500	2:19.081	38

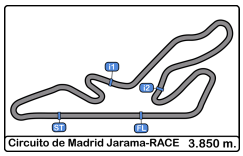

Circuito de Madrid Jarama - RACE

División 1

1ª Carrera

Secuencia Líder

Nº	Piloto	Concursante	Vehiculo	Cat	Vta. Inicio	Vta. Fin	Vtas	Total Vtas.
5	Alvaro Villanueva Capote	VSR eSports	BMW E36 325i	EN-3	1	**8**	8	8
26	Angel Lafuente Lopez	VSR eSports	BMW E36 325i	EN-3	9	**10**	2	2

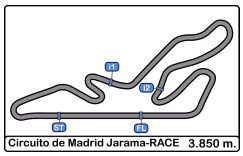

Circuito de Madrid Jarama - RACE
División 1
1ª Carrera
5 Mejores Tiempos

						Mejor 1		Mejor 2		Mejor 3		Mejor 4		Mejor 5	
Clas	**Nº**	**Piloto**	**Concursante**	**Vehiculo**	**Cat**	**Tiempo**	**Vta.**	**Tiempo**	**Vta.**	**Tiempo**	**Vta.**	**Tiempo**	**Vta.**	**Tiempo**	**Vta.**
1	**42**	Ignacio J. Leirana Castillo	IGNACIO J. LEIRANA CASTILLO	CITROEN SAXO	3	**1:53.336**	5	1:53.630	8	1:53.717	3	1:54.115	2	1:54.234	6
2	**43**	Christian Garcia Garcia	EFICAR TEAM	HONDA CIVIC 1.6	3	**1:54.464**	9	1:55.636	6	1:55.652	7	1:55.712	10	1:56.216	5
3	**26**	Angel Lafuente Lopez	VSR eSports	BMW E36 325i	EN-3	**1:55.394**	5	1:55.626	7	1:55.782	3	1:56.010	4	1:56.419	2
4	**5**	Alvaro Villanueva Capote	VSR eSports	BMW E36 325i	EN-3	**1:55.637**	7	1:55.694	5	1:55.694	8	1:56.028	3	1:56.210	4
5	**7**	Jaime Cela Talavera	RASANTE SPORT	CITROEN SAXO 1.6	3	**1:56.350**	6	1:56.779	5	1:56.871	4	1:57.349	9	1:57.430	3
6	**9**	Santiago Castilla Salinero	EFICAR TEAM	HYUNDAI GETZ 1.5 CRDi	3	**1:57.397**	4	1:57.499	6	1:57.686	2	1:57.844	8	1:57.897	3
7	**19**	Adrian Martin Abraldes	CLUB JARAMA SPORT	HYUNDAI GETZ 1.5 CRDi	3	**1:57.663**	3	1:58.107	9	1:58.248	10	1:58.355	4	1:58.745	2
8	**12**	Jorge Vila Sainz	C.D.E. NACIONAL -CNCC- DE CARRERA DE CAMIONES	HYUNDAI GETZ 1.5 CRDi	3	**1:58.811**	10	1:59.091	4	1:59.129	9	1:59.371	6	1:59.589	3
9	**44**	Stefano Bozzoni	C.D.E. ULTIMA VUELTA	BMW E36	EN-3	**2:00.690**	4	2:01.170	3	2:01.211	7	2:01.367	5	2:01.686	6
10	**16**	Eduardo Alonso De Pablo	R A C E	HYUNDAI GETZ	3	**2:02.069**	6	2:02.702	4	2:03.408	5	2:03.690	9	2:03.967	8
11	**13**	Roberto Felix Moreno Cortes	C.D.E. NACIONAL -CNCC- DE CARRERA DE CAMIONES	HYUNDAI GETZ 1.5 CRDi	3	**2:02.587**	8	2:03.479	5	2:03.643	6	2:04.077	7	2:04.689	9
12	**4**	Escolar Avarez - Vigara Tena	EFICAR TEAM	BMW E36 325i	EN-3	**2:04.018**	6	2:04.631	8	2:05.269	9	2:05.839	7	2:06.724	4
13	**25**	Guillermo Del Moral Garcia	CLUB JARAMA SPORT	HYUNDAI ACCENT	2	**2:04.510**	7	2:04.603	3	2:04.711	5	2:04.782	4	2:04.834	8
14	**14**	Agustin Arce Pi	C.D.E. ULTIMA VUELTA	CITROEN SAXO VTS	JRS	**2:04.873**	5	2:04.955	6	2:05.053	3	2:05.070	4	2:05.356	2
15	**40**	Julian Mazuecos Fernandez	A.D. CLEMENTE ARROYO	CITROEN SAXO VTS	JRS	**2:04.989**	9	2:05.104	3	2:05.139	4	2:05.153	7	2:05.172	5
16	**37**	Alberto Lazaro Barrasa	C.D.E. ULTIMA VUELTA	CITROEN SAXO VTS	JRS	**2:05.749**	3	2:05.852	2	2:06.020	4	2:06.327	5	2:06.410	8
17	**24**	Ivan Lopez Gomez	CLUB JARAMA SPORT	SUZUKI SWIFT SPORT	2	**2:05.926**	8	2:06.128	5	2:06.196	9	2:06.650	6	2:06.675	10
18	**41**	Alexander Villanueva Brox	VSR eSports	CITROEN SAXO VTS	JRS	**2:06.269**	4	2:06.720	5	2:06.788	7	2:06.832	10	2:06.846	6
19	**22**	Javier Fraile Gonzalez	VSR eSports	CITROEN SAXO VTS	JRS	**2:06.583**	5	2:07.810	6	2:07.994	3	2:08.780	8	2:09.052	7
20	**6**	Francisco Comendador Diaz-Maroto	C.D.E. DEYSCOM SPORT	CITROEN SAXO VTS	JRS	**2:06.781**	10	2:06.874	6	2:06.924	7	2:07.019	5	2:07.198	4
21	**34**	Diego Villanueva Capote	VSR eSports	CITROEN SAXO VTS	JRS	**2:06.882**	9	2:07.596	8	2:07.597	3	2:07.637	4	2:07.932	7
22	**35**	Oscar Montalvo Fabeiro	CLUB JARAMA SPORT	CITROEN SAXO VTS	JRS	**2:07.272**	8	2:07.557	9	2:07.715	5	2:07.804	7	2:08.498	4
23	**46**	Deogracias Milan Cano	C.D.E. ULTIMA VUELTA	CITROEN SAXO VTS	JRS	**2:07.283**	6	2:07.658	8	2:07.665	9	2:07.828	5	2:07.937	3
24	**27**	Victor Garrido Gonzalez	CLUB JARAMA SPORT	SUZUKI SWIFT CUP	2	**2:07.542**	6	2:08.741	7	2:08.741	8	2:09.056	3	2:09.194	5
25	**51**	Adrian Martinez Pérez	ESCUDERIA CENTRO	CITROEN SAXO VTS	JRS	**2:08.103**	6	2:08.193	5	2:08.233	8	2:08.873	7	2:09.505	4
26	**36**	Miguel Angel Gonzalez Rol	C.D.E. ULTIMA VUELTA	CITROEN SAXO VTS	JRS	**2:08.265**	3	2:08.314	6	2:08.764	5	2:08.991	8	2:09.016	7
27	**48**	Carlota Villanueva Jimenez	VSR eSports	CITROEN SAXO VTS	JRS	**2:13.074**	6	2:13.164	2	2:14.023	3	2:14.119	5	2:14.173	4
28	**33**	Gonzalez Suarez - Sainz Dochado	C.D.E. ULTIMA VUELTA	PEUGEOT 309 GTI	EN-2	**2:13.265**	9	2:13.284	8	2:13.795	6	2:14.109	7	2:14.416	4
29	**49**	Javier Conejero Gines	ESCUDERIA CIUDAD DE PLASENCIA	TOYOTA AYGO	2	**2:17.097**	4	2:17.232	8	2:17.320	7	2:17.524	9	2:17.840	5
30	**20**	Sergio Casalins Martinez	MOTORISMO MAGAZINE S.L.	TOYOTA AYGO	CKV	**2:17.318**	7	2:17.387	8	2:17.497	9	2:17.905	4	2:18.063	2
31	**29**	Ruben Gonzalez Checa	C.D.E. ULTIMA VUELTA	TOYOTA AYGO	CKV	**2:17.343**	5	2:17.486	8	2:17.631	2	2:17.659	3	2:17.916	4
32	**21**	Daniel Losada Iglesias	MOTORISMO MAGAZINE S.L.	TOYOTA AYGO	CKV	**2:17.395**	2	2:17.507	5	2:17.529	8	2:17.544	7	2:17.560	4
33	**23**	Miguel Gonzalez Manzaneque	PARADINAS MOTORSPORT	TOYOTA AYGO	CKV	**2:17.431**	4	2:17.534	8	2:17.594	6	2:17.612	7	2:17.654	2
34	**39**	Javier Parrilla Gonzalez	EFICAR TEAM	TOYOTA AYGO	2	**2:17.514**	7	2:17.543	8	2:17.551	4	2:17.583	2	2:17.615	5
35	**31**	Alberto Gonzalez Checa	C.D.E. ULTIMA VUELTA	TOYOTA AYGO	2	**2:18.051**	4	2:18.150	2	2:18.280	5	2:19.337	9	2:19.707	7
36	**45**	Guillermo Paz De Sierra	RASANTE SPORT	TOYOTA AYGO	CKV	**2:18.456**	4	2:19.008	3	2:19.645	5	2:19.796	2	2:19.928	7
37	**18**	Oriol Gonzalez Morales	ESCUDERIA CENTRO	TOYOTA AYGO	2	**2:18.562**	5	2:19.254	2	2:19.347	3	2:19.429	4	2:19.751	8
38	**8**	Miguel Garcia Salazar	LA RUINA RACING	TOYOTA AYGO	2	**2:19.081**	6	2:19.164	5	2:19.176	4	2:19.401	2	2:19.620	7

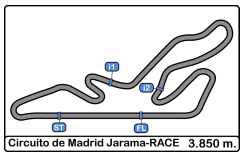

Circuito de Madrid Jarama - RACE
División 1
1ª Carrera
5 Mejores Velocidades

						Maxima 1		Maxima 2		Maxima 3		Maxima 4		Maxima 5		
Clas	Nº	Piloto	Concursante	Vehiculo	Cat	Km/h	Vta.	Km/h	Vta.	Km/h	Vta.	Km/h	Vta.	Km/h	Vta.	Media
1	7	Jaime Cela Talavera	RASANTE SPORT	CITROEN SAXO 1.6	3	203.3	4	200.7	6	198.5	5	197.8	10	196.7	2	199.4
2	43	Christian Garcia Garcia	EFICAR TEAM	HONDA CIVIC 1.6	3	199.2	10	193.5	5	192.1	7	191.4	9	190.4	6	193.3
3	44	Stefano Bozzoni	C.D.E. ULTIMA VUELTA	BMW E36	EN-3	199.2	8	196.3	5	196.3	7	196.0	4	195.6	6	196.7
4	26	Angel Lafuente Lopez	VSR eSports	BMW E36 325i	EN-3	198.1	9	197.8	7	197.4	3	196.0	4	196.0	5	197.0
5	42	Ignacio J. Leirana Castillo	IGNACIO J. LEIRANA CASTILLO	CITROEN SAXO	3	196.7	8	195.6	5	195.2	6	194.5	9	193.8	3	195.2
6	19	Adrian Martin Abraldes	CLUB JARAMA SPORT	HYUNDAI GETZ 1.5 CRDi	3	192.8	4	192.5	9	192.1	3	191.8	10	189.1	6	191.7
7	5	Alvaro Villanueva Capote	VSR eSports	BMW E36 325i	EN-3	192.1	4	191.4	6	190.4	2	190.4	5	189.8	7	190.8
8	9	Santiago Castilla Salinero	EFICAR TEAM	HYUNDAI GETZ 1.5 CRDi	3	190.1	9	190.1	10	189.8	7	189.4	4	188.8	3	189.6
9	4	Escolar Avarez - Vigara Tena	EFICAR TEAM	BMW E36 325i	EN-3	188.1	2	187.8	6	179.4	7	177.0	5	175.3	3	181.5
10	12	Jorge Vila Sainz	C.D.E. NACIONAL -CNCC- DE CARRERA DE CAMIONES	HYUNDAI GETZ 1.5 CRDi	3	186.8	10	186.2	4	185.8	8	185.5	7	184.9	5	185.8
11	16	Eduardo Alonso De Pablo	R A C E	HYUNDAI GETZ	3	186.2	6	183.9	5	182.4	7	180.6	4	180.0	9	182.6
12	24	Ivan Lopez Gomez	CLUB JARAMA SPORT	SUZUKI SWIFT SPORT	2	180.9	3	180.0	5	179.1	4	178.8	6	178.5	9	179.4
13	41	Alexander Villanueva Brox	VSR eSports	CITROEN SAXO VTS	JRS	180.6	2	179.7	3	179.4	4	179.1	6	176.7	5	179.1
14	25	Guillermo Del Moral Garcia	CLUB JARAMA SPORT	HYUNDAI ACCENT	2	180.3	2	175.6	10	175.3	3	175.3	9	175.0	4	176.3
15	35	Oscar Montalvo Fabeiro	CLUB JARAMA SPORT	CITROEN SAXO VTS	JRS	180.3	3	180.0	2	179.4	7	179.1	6	178.5	10	179.4
16	40	Julian Mazuecos Fernandez	A.D. CLEMENTE ARROYO	CITROEN SAXO VTS	JRS	180.3	2	180.3	10	180.0	3	179.7	4	179.7	9	180.0
17	51	Adrian Martinez Pérez	ESCUDERIA CENTRO	CITROEN SAXO VTS	JRS	180.3	7	178.8	8	177.6	6	176.1	4	176.1	5	177.8
18	37	Alberto Lazaro Barrasa	C.D.E. ULTIMA VUELTA	CITROEN SAXO VTS	JRS	179.4	2	178.8	3	178.5	4	178.2	6	177.3	9	178.4
19	36	Miguel Angel Gonzalez Rol	C.D.E. ULTIMA VUELTA	CITROEN SAXO VTS	JRS	177.9	4	177.6	8	177.3	9	177.0	7	175.6	5	177.1
20	46	Deogracias Milan Cano	C.D.E. ULTIMA VUELTA	CITROEN SAXO VTS	JRS	177.9	3	177.3	5	175.6	8	175.3	4	174.4	2	176.1
21	6	Francisco Comendador Diaz-Maroto	C.D.E. DEYSCOM SPORT	CITROEN SAXO VTS	JRS	176.4	9	176.1	10	175.0	3	175.0	8	174.4	2	175.4
22	14	Agustin Arce Pi	C.D.E. ULTIMA VUELTA	CITROEN SAXO VTS	JRS	176.4	9	175.6	6	175.3	10	174.7	2	174.7	5	175.3
23	22	Javier Fraile Gonzalez	VSR eSports	CITROEN SAXO VTS	JRS	176.4	5	176.4	8	176.1	6	175.0	4	173.6	3	175.5
24	34	Diego Villanueva Capote	VSR eSports	CITROEN SAXO VTS	JRS	176.1	2	176.1	5	175.6	3	175.0	9	174.4	10	175.4
25	13	Roberto Felix Moreno Cortes	C.D.E. NACIONAL -CNCC- DE CARRERA DE CAMIONES	HYUNDAI GETZ 1.5 CRDi	3	173.6	6	173.0	3	173.0	5	170.3	4	170.3	8	172.0
26	33	Gonzalez Suarez - Sainz Dochado	C.D.E. ULTIMA VUELTA	PEUGEOT 309 GTI	EN-2	173.6	7	171.7	8	171.4	9	171.1	5	170.6	4	171.7
27	27	Victor Garrido Gonzalez	CLUB JARAMA SPORT	SUZUKI SWIFT CUP	2	172.8	3	172.8	6	170.6	4	169.8	2	168.7	7	170.9
28	48	Carlota Villanueva Jimenez	VSR eSports	CITROEN SAXO VTS	JRS	169.8	7	169.5	8	169.0	6	168.4	3	167.7	5	168.9
29	39	Javier Parrilla Gonzalez	EFICAR TEAM	TOYOTA AYGO	2	159.2	2	158.5	7	158.3	3	157.6	6	157.4	8	158.2
30	49	Javier Conejero Gines	ESCUDERIA CIUDAD DE PLASENCIA	TOYOTA AYGO	2	158.8	2	158.1	9	157.2	3	156.9	6	156.5	7	157.5
31	29	Ruben Gonzalez Checa	C.D.E. ULTIMA VUELTA	TOYOTA AYGO	CKV	158.5	7	158.3	6	158.1	4	157.6	3	156.5	5	157.8
32	18	Oriol Gonzalez Morales	ESCUDERIA CENTRO	TOYOTA AYGO	2	158.1	9	157.6	7	156.9	6	156.5	3	156.5	4	157.1
33	21	Daniel Losada Iglesias	MOTORISMO MAGAZINE S.L.	TOYOTA AYGO	CKV	157.8	2	157.2	3	156.9	7	156.9	8	156.0	4	157.0
34	23	Miguel Gonzalez Manzaneque	PARADINAS MOTORSPORT	TOYOTA AYGO	CKV	157.8	8	157.4	3	157.4	6	157.2	7	156.9	4	157.3
35	8	Miguel Garcia Salazar	LA RUINA RACING	TOYOTA AYGO	2	157.2	7	156.5	3	156.5	6	156.2	8	155.8	5	156.4
36	31	Alberto Gonzalez Checa	C.D.E. ULTIMA VUELTA	TOYOTA AYGO	2	156.9	3	156.7	4	156.2	7	155.6	6	154.5	9	156.0
37	20	Sergio Casalins Martinez	MOTORISMO MAGAZINE S.L.	TOYOTA AYGO	CKV	156.7	3	156.0	4	155.8	7	155.3	8	154.9	9	155.8
38	45	Guillermo Paz De Sierra	RASANTE SPORT	TOYOTA AYGO	CKV	156.5	3	155.8	4	155.6	9	155.1	6	154.9	7	155.6

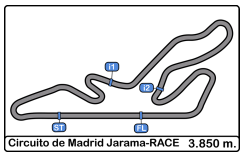

Circuito de Madrid Jarama - RACE

División 1

1ª Carrera

Secuencia Vueltas Rápidas

Vta	Hora Día	T Sesion	Nº	Piloto	Concursante	Vehiculo	Cat	Tiempo	Km/h
2	12:19:22.896	3:57.896	**5**	Alvaro Villanueva Capote	VSR eSports	BMW E36 325i	EN-3	**1:56.253**	119.2
2	12:20:50.890	5:25.890	**42**	Ignacio J. Leirana Castillo	IGNACIO J. LEIRANA CASTILLO	CITROEN SAXO SPORT	3	**1:54.115**	121.4
3	12:22:44.607	7:19.607	**42**	Ignacio J. Leirana Castillo	IGNACIO J. LEIRANA CASTILLO	CITROEN SAXO SPORT	3	**1:53.717**	121.8
5	12:26:35.425	11:10.425	**42**	Ignacio J. Leirana Castillo	IGNACIO J. LEIRANA CASTILLO	CITROEN SAXO SPORT	3	**1:53.336**	122.2

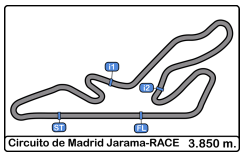

Circuito de Madrid Jarama - RACE
División 1
1ª Carrera
Mejor Máxima Velocidad del Evento

Cls	Nº	Piloto	Concursante	Vehiculo	Cat	Km/h	Sesión
1	23	Miguel Gonzalez Manzaneque	PARADINAS MOTORSPORT	TOYOTA AYGO	CKV	450.0	Entrenamiento cronometrado
2	21	Daniel Losada Iglesias	MOTORISMO MAGAZINE S.L.	TOYOTA AYGO	CKV	420.2	Entrenamiento cronometrado
3	29	Ruben Gonzalez Checa	C.D.E. ULTIMA VUELTA	TOYOTA AYGO	CKV	360.0	Entrenamiento cronometrado
4	20	Sergio Casalins Martinez	MOTORISMO MAGAZINE S.L.	TOYOTA AYGO	CKV	351.7	Entrenamiento cronometrado
5	47	Samuel Gomez Gomez	MOTORISMO MAGAZINE S.L.	TOYOTA AYGO	CKV	222.6	Entrenamiento cronometrado
6	7	Jaime Cela Talavera	RASANTE SPORT	CITROEN SAXO 1.6	3	203.3	1ª Carrera
7	44	Stefano Bozzoni	C.D.E. ULTIMA VUELTA	BMW E36	EN-3	199.2	1ª Carrera
8	43	Christian Garcia Garcia	EFICAR TEAM	HONDA CIVIC 1.6	3	199.2	1ª Carrera
9	26	Angel Lafuente Lopez	VSR eSports	BMW E36 325i	EN-3	198.1	1ª Carrera
10	42	Ignacio J. Leirana Castillo	IGNACIO J. LEIRANA CASTILLO	CITROEN SAXO	3	196.7	1ª Carrera
11	45	Guillermo Paz De Sierra	RASANTE SPORT	TOYOTA AYGO	CKV	196.3	Entrenamiento cronometrado
12	19	Adrian Martin Abraldes	CLUB JARAMA SPORT	HYUNDAI GETZ 1.5 CRDi	3	192.8	1ª Carrera
13	5	Alvaro Villanueva Capote	VSR eSports	BMW E36 325i	EN-3	192.1	1ª Carrera
14	4	Escolar Avarez - Vigara Tena	EFICAR TEAM	BMW E36 325i	EN-3	190.8	Entrenamiento cronometrado
15	9	Santiago Castilla Salinero	EFICAR TEAM	HYUNDAI GETZ 1.5 CRDi	3	190.1	1ª Carrera
16	16	Eduardo Alonso De Pablo	R A C E	HYUNDAI GETZ	3	188.4	Entrenamiento Libre
17	12	Jorge Vila Sainz	C.D.E. NACIONAL -CNCC- DE CARRERA DE CAMIONES	HYUNDAI GETZ 1.5 CRDi	3	186.8	1ª Carrera
18	24	Ivan Lopez Gomez	CLUB JARAMA SPORT	SUZUKI SWIFT SPORT	2	180.9	1ª Carrera
19	41	Alexander Villanueva Brox	VSR eSports	CITROEN SAXO VTS	JRS	180.6	1ª Carrera
20	25	Guillermo Del Moral Garcia	CLUB JARAMA SPORT	HYUNDAI ACCENT	2	180.3	1ª Carrera
21	35	Oscar Montalvo Fabeiro	CLUB JARAMA SPORT	CITROEN SAXO VTS	JRS	180.3	1ª Carrera
22	51	Adrian Martinez Pérez	ESCUDERIA CENTRO	CITROEN SAXO VTS	JRS	180.3	1ª Carrera
23	40	Julian Mazuecos Fernandez	A.D. CLEMENTE ARROYO	CITROEN SAXO VTS	JRS	180.3	1ª Carrera
24	37	Alberto Lazaro Barrasa	C.D.E. ULTIMA VUELTA	CITROEN SAXO VTS	JRS	179.4	1ª Carrera
25	46	Deogracias Milan Cano	C.D.E. ULTIMA VUELTA	CITROEN SAXO VTS	JRS	177.9	1ª Carrera
26	36	Miguel Angel Gonzalez Rol	C.D.E. ULTIMA VUELTA	CITROEN SAXO VTS	JRS	177.9	1ª Carrera
27	22	Javier Fraile Gonzalez	VSR eSports	CITROEN SAXO VTS	JRS	176.4	Entrenamiento Libre
28	14	Agustin Arce Pi	C.D.E. ULTIMA VUELTA	CITROEN SAXO VTS	JRS	176.4	1ª Carrera
29	6	Francisco Comendador Diaz-Maroto	C.D.E. DEYSCOM SPORT	CITROEN SAXO VTS	JRS	176.4	1ª Carrera
30	34	Diego Villanueva Capote	VSR eSports	CITROEN SAXO VTS	JRS	176.1	1ª Carrera
31	13	Roberto Felix Moreno Cortes	C.D.E. NACIONAL -CNCC- DE CARRERA DE CAMIONES	HYUNDAI GETZ 1.5 CRDi	3	175.6	Entrenamiento cronometrado
32	33	Gonzalez Suarez - Sainz Dochado	C.D.E. ULTIMA VUELTA	PEUGEOT 309 GTI	EN-2	173.6	1ª Carrera
33	48	Carlota Villanueva Jimenez	VSR eSports	CITROEN SAXO VTS	JRS	173.0	Entrenamiento Libre
34	27	Victor Garrido Gonzalez	CLUB JARAMA SPORT	SUZUKI SWIFT CUP	2	172.8	1ª Carrera
35	39	Javier Parrilla Gonzalez	EFICAR TEAM	TOYOTA AYGO	2	159.2	1ª Carrera
36	49	Javier Conejero Gines	ESCUDERIA CIUDAD DE PLASENCIA	TOYOTA AYGO	2	158.8	1ª Carrera
37	18	Oriol Gonzalez Morales	ESCUDERIA CENTRO	TOYOTA AYGO	2	158.1	1ª Carrera
38	8	Miguel Garcia Salazar	LA RUINA RACING	TOYOTA AYGO	2	157.2	1ª Carrera
39	31	Alberto Gonzalez Checa	C.D.E. ULTIMA VUELTA	TOYOTA AYGO	2	156.9	1ª Carrera

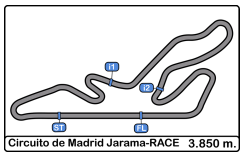

Circuito de Madrid Jarama - RACE

División 1

1ª Carrera

Cuentavueltas

VTA

Nr	Pos	Grid	1	2	3	4	5	6	7	8	9	10
42	**1**	42	5	5	5	5	5	5	5	5	26	26
5	**2**	5	26	26	26	26	26	26	26	26	5	9
26	**3**	26	9	9	9	9	9	9	9	9	9	7
16	**4**	16	12	7	7	7	7	7	7	7	7	43
9	**5**	9	7	12	19	19	19	19	19	12	43	12
43	**6**	43	19	19	12	12	12	12	12	19	12	19
19	**7**	19	44	44	44	44	44	43	43	43	19	44
12	**8**	12	40	25	25	43	43	44	44	44	44	42
7	**9**	7	25	40	40	25	25	25	25	25	42	25
44	**10**	44	14	14	14	40	40	40	40	13	25	13
4	**11**	4	37	37	37	14	14	14	13	40	13	40
25	**12**	25	4	13	43	37	13	13	14	42	40	14
13	**13**	13	13	6	13	13	37	37	37	14	14	37
40	**14**	40	35	46	6	6	6	6	42	37	37	41
14	**15**	14	41	41	46	41	41	41	6	41	41	6
41	**16**	41	34	35	41	46	46	46	41	6	6	24
27	**17**	27	6	34	34	34	24	24	24	24	24	46
37	**18**	37	46	51	35	35	35	42	46	46	46	34
22	**19**	22	51	36	36	24	34	35	35	35	35	35
46	**20**	46	36	43	24	36	36	34	34	34	34	16
35	**21**	35	27	27	51	51	51	36	36	51	16	
34	**22**	34	24	24	27	22	22	51	51	36	36	
6	**23**	6	22	22	22	48	42	22	22	22	22	
36	**24**	36	48	48	48	4	16	16	16	16	51	
51	**25**	51	33	33	33	33	4	4	4	4	4	
48	**26**	48	43	23	4	16	48	27	27	27	27	
33	**27**	33	23	39	23	27	27	48	48	48	33	
39	**28**	39	39	21	39	42	33	33	33	33	48	
21	**29**	21	21	29	21	23	23	23	23	23	23	
23	**30**	23	29	20	29	39	39	39	39	39	21	
20	**31**	20	20	31	20	21	21	21	21	21	39	
29	**32**	29	31	4	16	29	29	29	29	29	29	
49	**33**	49	49	49	49	20	20	20	20	20	20	
31	**34**	31	45	45	45	49	49	49	49	49	49	
45	**35**	45	18	18	18	45	45	45	45	31	31	
18	**36**	18	8	8	31	31	31	31	31	45	45	
8	**37**	8	16	16	8	18	18	18	18	18	18	
47	**38**	47	42	42	42	8	8	8	8	8	8	
24	**39**	24										

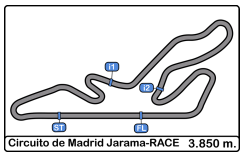

Circuito de Madrid Jarama - RACE

División 1

1ª Carrera

Cuentavueltas Gráfico

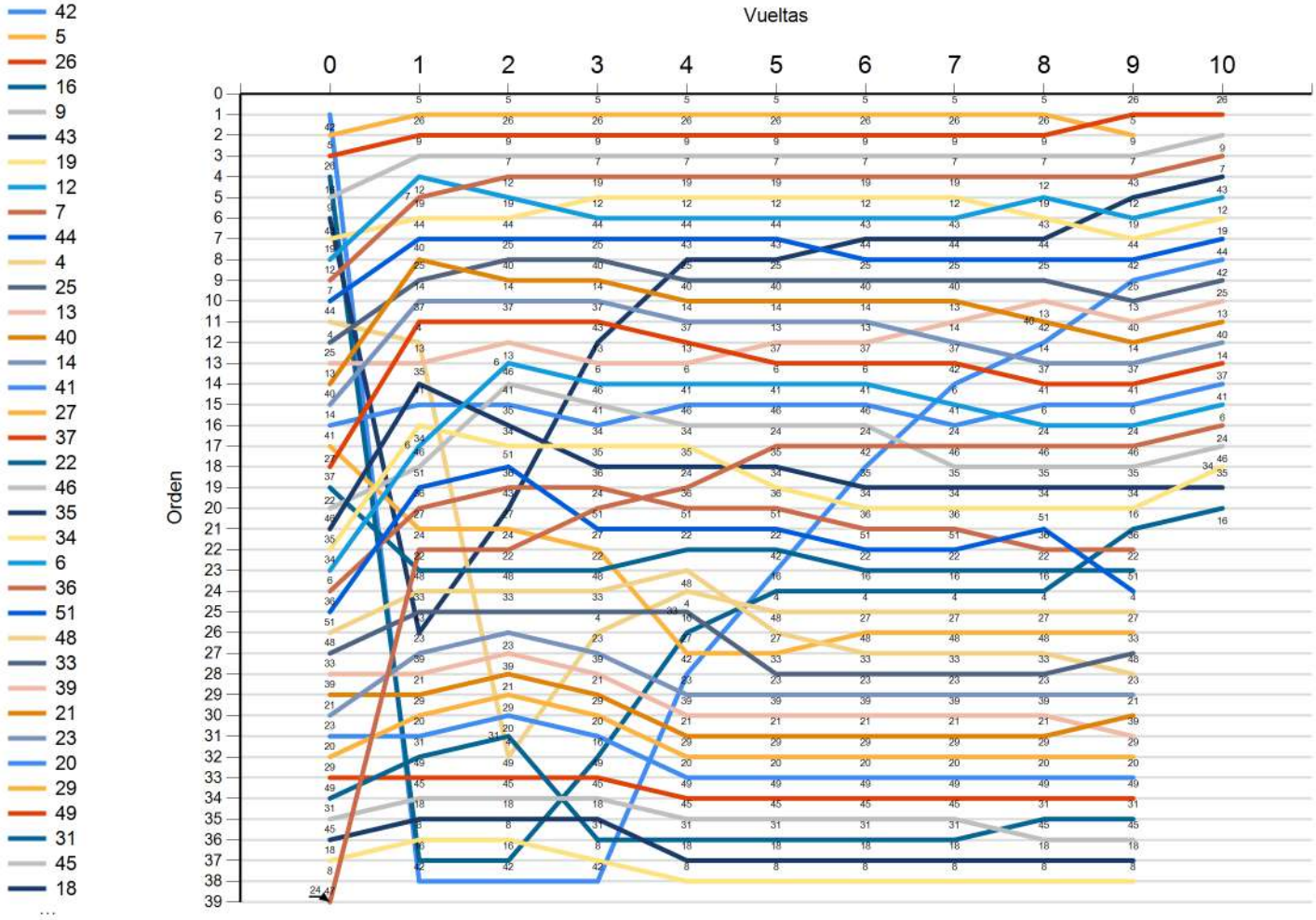

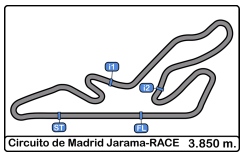

Circuito de Madrid Jarama - RACE

División 1

1ª Carrera

Tiempos Parada en Pit

Nº	Tiempo Día	Piloto	Concursante	Vehiculo	Cat	Tiempo Entrada	Nº Parada	Tiempo Pit	Handicap

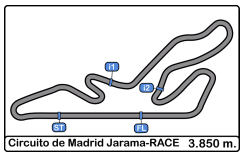

Circuito de Madrid Jarama - RACE

División 1

1ª Carrera

Informe Meteorológico

Temperatura Aire

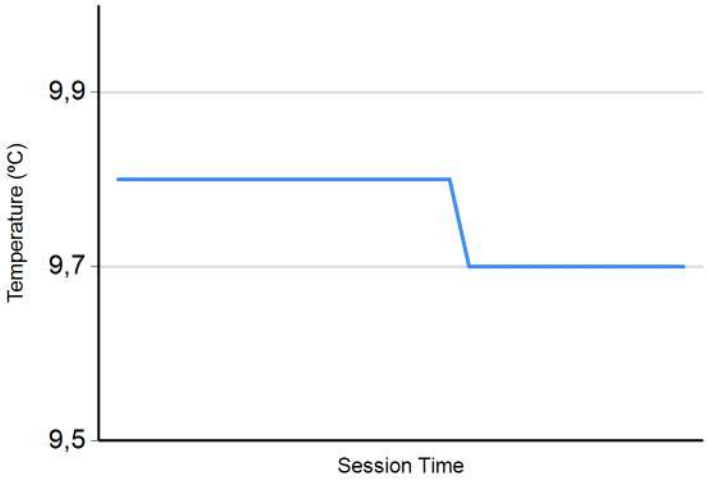

Temperatura Pista

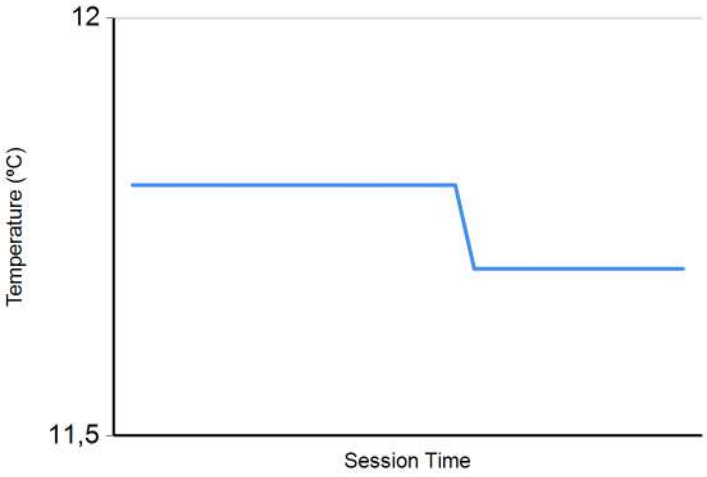

Humedad

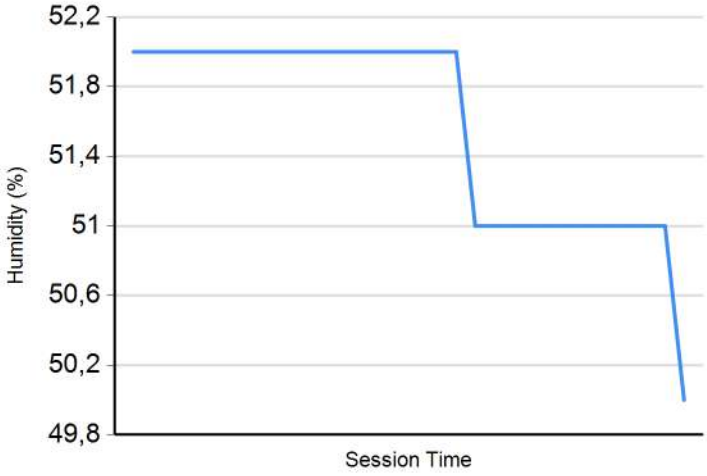

Presión

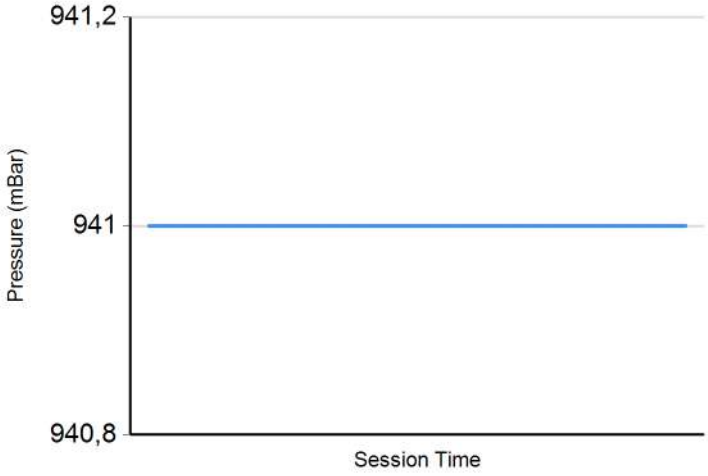

Velocidad Viento

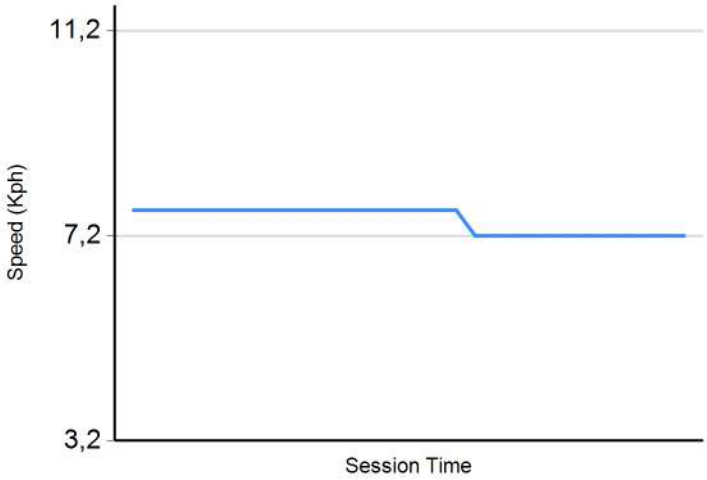

Dirección Viento

North = 0º/360º Est = 90º South = 180º West= 270º

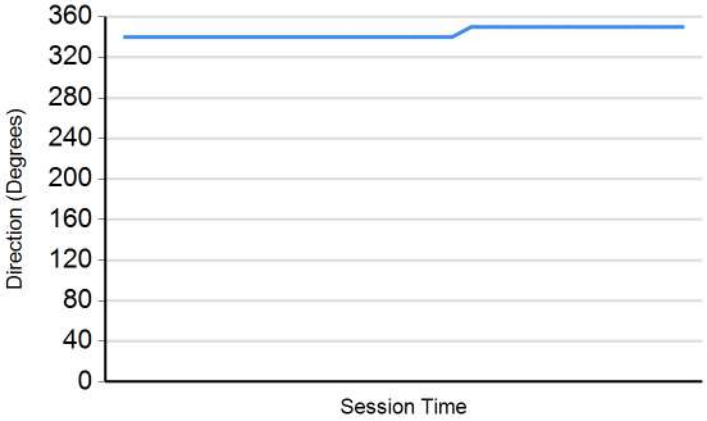

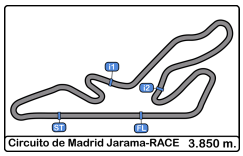

Circuito de Madrid Jarama - RACE
División 1
1ª Carrera
Resultados Finales

Cls	Nº	Piloto	Concursante	Vehiculo	Cat	Cl	N.V.	Tiempo	Dif 1º	Dif Ant.	Km/h	V.R.	Tiempo	Km/h
1	**26**	Angel Lafuente Lopez	VSR eSports	BMW E36 325i	EN-3	1	10	**19:31.745**			118.2	5	1:55.394	120.1
2	**9**	Santiago Castilla Salinero	EFICAR TEAM	HYUNDAI GETZ 1.5 CRDi	3	1	10	**19:50.608**	18.863	18.863	116.4	4	1:57.397	118.0
3	**7**	Jaime Cela Talavera	RASANTE SPORT	CITROEN SAXO 1.6	3	2	10	**19:50.830**	19.085	0.222	116.3	6	1:56.350	119.1
4	**43**	Christian Garcia Garcia	EFICAR TEAM	HONDA CIVIC 1.6	3	3	10	**20:01.618**	29.873	10.788	115.3	9	1:54.464	121.0
5	**12**	Jorge Vila Sainz	C.D.E. NACIONAL -CNCC- DE CARRERA DE CAMIONES	HYUNDAI GETZ 1.5 CRDi	3	4	10	**20:04.778**	33.033	3.160	115.0	10	1:58.811	116.6
6	**19**	Adrian Martin Abraldes	CLUB JARAMA SPORT	HYUNDAI GETZ 1.5 CRDi	3	5	10	**20:05.065**	33.320	0.287	115.0	3	1:57.663	117.7
7	**44**	Stefano Bozzoni	C.D.E. ULTIMA VUELTA	BMW E36	EN-3	2	10	**20:29.627**	57.882	24.562	112.7	4	2:00.690	114.8
8	**42**	Ignacio J. Leirana Castillo	IGNACIO J. LEIRANA CASTILLO	CITROEN SAXO	3	6	10	**20:55.894**	1:24.149	26.267	110.3	5	1:53.336	122.2
9	**25**	Guillermo Del Moral Garcia	CLUB JARAMA SPORT	HYUNDAI ACCENT	2	1	10	**20:59.341**	1:27.596	3.447	110.0	7	2:04.510	111.3
10	**13**	Roberto Felix Moreno Cortes	C.D.E. NACIONAL -CNCC- DE CARRERA DE CAMIONES	HYUNDAI GETZ 1.5 CRDi	3	7	10	**21:03.178**	1:31.433	3.837	109.7	8	2:02.587	113.0
11	**40**	Julian Mazuecos Fernandez	A.D. CLEMENTE ARROYO	CITROEN SAXO VTS	JR	1	10	**21:03.651**	1:31.906	0.473	109.6	9	2:04.989	110.8
12	**14**	Agustin Arce Pi	C.D.E. ULTIMA VUELTA	CITROEN SAXO VTS	JR	2	10	**21:05.568**	1:33.823	1.917	109.5	5	2:04.873	110.9
13	**37**	Alberto Lazaro Barrasa	C.D.E. ULTIMA VUELTA	CITROEN SAXO VTS	JR	3	10	**21:16.914**	1:45.169	11.346	108.5	3	2:05.749	110.2
14	**41**	Alexander Villanueva Brox	VSR eSports	CITROEN SAXO VTS	JR	4	10	**21:26.142**	1:54.397	9.228	107.7	4	2:06.269	109.7
15	**6**	Francisco Comendador Diaz-Maroto	C.D.E. DEYSCOM SPORT	CITROEN SAXO VTS	JR	5	10	**21:26.857**	1:55.112	0.715	107.7	10	2:06.781	109.3
16	**24**	Ivan Lopez Gomez	CLUB JARAMA SPORT	SUZUKI SWIFT SPORT	2	2	10	**21:26.883**	1:55.138	0.026	107.7	8	2:05.926	110.0
17	**46**	Deogracias Milan Cano	C.D.E. ULTIMA VUELTA	CITROEN SAXO VTS	JR	6	10	**21:32.821**	2:01.076	5.938	107.2	6	2:07.283	108.8
18	**34**	Diego Villanueva Capote	VSR eSports	CITROEN SAXO VTS	JR	7	10	**21:38.339**	2:06.594	5.518	106.7	9	2:06.882	109.2
19	**35**	Oscar Montalvo Fabeiro	CLUB JARAMA SPORT	CITROEN SAXO VTS	JR	8	10	**21:42.048**	2:10.303	3.709	106.4	8	2:07.272	108.9
20	**16**	Eduardo Alonso De Pablo	R A C E	HYUNDAI GETZ	3	8	10	**21:44.617**	2:12.872	2.569	106.2	6	2:02.069	113.5
21	**5**	Alvaro Villanueva Capote	VSR eSports	BMW E36 325i	EN-3	3	9	**17:52.336**	1 Vta	1 Vta	116.3	7	1:55.637	119.8
22	**36**	Miguel Angel Gonzalez Rol	C.D.E. ULTIMA VUELTA	CITROEN SAXO VTS	JR	9	9	**19:33.994**	1 Vta	1:41.658	106.2	3	2:08.265	108.0
23	**22**	Javier Fraile Gonzalez	VSR eSports	CITROEN SAXO VTS	JR	10	9	**19:34.625**	1 Vta	0.631	106.1	5	2:06.583	109.4
24	**51**	Adrian Martinez Pérez	ESCUDERIA CENTRO	CITROEN SAXO VTS	JR	11	9	**19:35.936**	1 Vta	1.311	106.0	6	2:08.103	108.1
25	**4**	Escolar Avarez - Vigara Tena	EFICAR TEAM	BMW E36 325i	EN-3	4	9	**19:37.624**	1 Vta	1.688	105.9	6	2:04.018	111.7
26	**27**	Victor Garrido Gonzalez	CLUB JARAMA SPORT	SUZUKI SWIFT CUP	2	3	9	**20:00.670**	1 Vta	23.046	103.8	6	2:07.542	108.6
27	**33**	Gonzalez Suarez - Sainz Dochado	C.D.E. ULTIMA VUELTA	PEUGEOT 309 GTI	EN-2	1	9	**20:22.605**	1 Vta	21.935	102.0	9	2:13.265	104.0
28	**48**	Carlota Villanueva Jimenez	VSR eSports	CITROEN SAXO VTS	JR	12	9	**20:25.592**	1 Vta	2.987	101.7	6	2:13.074	104.1
29	**23**	Miguel Gonzalez Manzaneque	PARADINAS MOTORSPORT	TOYOTA AYGO	CK	1	9	**20:53.602**	1 Vta	28.010	99.5	4	2:17.431	100.8
30	**21**	Daniel Losada Iglesias	MOTORISMO MAGAZINE S.L.	TOYOTA AYGO	CK	2	9	**20:54.181**	1 Vta	0.579	99.4	2	2:17.395	100.8
31	**39**	Javier Parrilla Gonzalez	EFICAR TEAM	TOYOTA AYGO	2	4	9	**20:54.239**	1 Vta	0.058	99.4	7	2:17.514	100.7
32	**29**	Ruben Gonzalez Checa	C.D.E. ULTIMA VUELTA	TOYOTA AYGO	CK	3	9	**20:56.523**	1 Vta	2.284	99.2	5	2:17.343	100.9
33	**20**	Sergio Casalins Martinez	MOTORISMO MAGAZINE S.L.	TOYOTA AYGO	CK	4	9	**20:57.179**	1 Vta	0.656	99.2	7	2:17.318	100.9
34	**49**	Javier Conejero Gines	ESCUDERIA CIUDAD DE PLASENCIA	TOYOTA AYGO	2	5	9	**20:57.598**	1 Vta	0.419	99.1	4	2:17.097	101.0
35	**31**	Alberto Gonzalez Checa	C.D.E. ULTIMA VUELTA	TOYOTA AYGO	2	6	9	**21:12.512**	1 Vta	14.914	98.0	4	2:18.051	100.3
36	**45**	Guillermo Paz De Sierra	RASANTE SPORT	TOYOTA AYGO	CK	5	9	**21:13.359**	1 Vta	0.847	97.9	4	2:18.456	100.1
37	**18**	Oriol Gonzalez Morales	ESCUDERIA CENTRO	TOYOTA AYGO	2	7	9	**21:16.727**	1 Vta	3.368	97.7	5	2:18.562	100.0
38	**8**	Miguel Garcia Salazar	LA RUINA RACING	TOYOTA AYGO	2	8	9	**21:16.816**	1 Vta	0.089	97.6	6	2:19.081	99.6

No clasificados: (Requerimiento: 75% del numero de vueltas del lider = 8 Vueltas)

	47	Samuel Gomez Gomez	MOTORISMO MAGAZINE S.L.	TOYOTA AYGO	CK	6

Vta. rápida de Ignacio J. Leirana Castillo en 1:53.336 a 122.2 Km/h en la vuelta 5

Publicada a las:.....

Temp. Pista: **11.7 °C** Temp. Aire: **9.7 °C** Humedad: **50 %** Estado Pista: **SECA**

Comisarios Deportivos:	Director de Carrera:	Cronometrador:

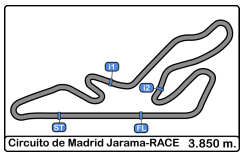

Circuito de Madrid Jarama - RACE
División 1
2ª Carrera
Resultados Provisionales

Cls	Nº	Piloto	Concursante	Vehiculo	Cat	Cl	N.V.	Tiempo	Dif 1º	Dif Ant.	Km/h	V.R.	Tiempo	Km/h
1	**42**	Ignacio J. Leirana Castillo	IGNACIO J. LEIRANA CASTILLO	CITROEN SAXO	3	1	10	**19:17.067**			119.7	2	1:53.863	121.7
2	**5**	Alvaro Villanueva Capote	VSR eSports	BMW E36 325i	EN-3	1	10	**19:23.904**	6.837	6.837	119.0	7	1:53.956	121.6
3	**26**	Angel Lafuente Lopez	VSR eSports	BMW E36 325i	EN-3	2	10	**19:42.495**	25.428	18.591	117.2	5	1:55.980	119.5
4	**7**	Jaime Cela Talavera	RASANTE SPORT	CITROEN SAXO 1.6	3	2	10	**19:45.178**	28.111	2.683	116.9	3	1:56.343	119.1
5	**16**	Eduardo Alonso De Pablo	R A C E	HYUNDAI GETZ	3	3	10	**20:03.821**	46.754	18.643	115.1	6	1:59.129	116.3
6	**9**	Santiago Castilla Salinero	EFICAR TEAM	HYUNDAI GETZ 1.5 CRDi	3	4	10	**20:05.303**	48.236	1.482	114.9	2	1:57.694	117.7
7	**43**	Christian Garcia Garcia	EFICAR TEAM	HONDA CIVIC 1.6	3	5	10	**20:08.972**	51.905	3.669	114.6	6	1:58.939	116.5
8	**19**	Adrian Martin Abraldes	CLUB JARAMA SPORT	HYUNDAI GETZ 1.5 CRDi	3	6	10	**20:10.437**	53.370	1.465	114.5	10	1:59.093	116.3
9	**12**	Jorge Vila Sainz	C.D.E. NACIONAL -CNCC- DE CARRERA DE CAMIONES	HYUNDAI GETZ 1.5 CRDi	3	7	10	**20:11.255**	54.188	0.818	114.4	10	1:59.464	116.0
10	**4**	Escolar Avarez - Vigara Tena	EFICAR TEAM	BMW E36 325i	EN-3	3	10	**20:27.948**	1:10.881	16.693	112.8	10	2:00.961	114.5
11	**40**	Julian Mazuecos Fernandez	A.D. CLEMENTE ARROYO	CITROEN SAXO VTS	JR	1	10	**21:02.915**	1:45.848	34.967	109.7	6	2:04.734	111.1
12	**25**	Guillermo Del Moral Garcia	CLUB JARAMA SPORT	HYUNDAI ACCENT	2	1	10	**21:03.178**	1:46.111	0.263	109.7	2	2:04.093	111.6
13	**14**	Agustin Arce Pi	C.D.E. ULTIMA VUELTA	CITROEN SAXO VTS	JR	2	10	**21:03.666**	1:46.599	0.488	109.6	6	2:04.772	111.0
14	**13**	Roberto Felix Moreno Cortes	C.D.E. NACIONAL -CNCC- DE CARRERA DE CAMIONES	HYUNDAI GETZ 1.5 CRDi	3	8	10	**21:04.018**	1:46.951	0.352	109.6	6	2:03.864	111.8
15	**37**	Alberto Lazaro Barrasa	C.D.E. ULTIMA VUELTA	CITROEN SAXO VTS	JR	3	10	**21:11.756**	1:54.689	7.738	108.9	2	2:05.666	110.2
16	**41**	Alexander Villanueva Brox	VSR eSports	CITROEN SAXO VTS	JR	4	10	**21:19.463**	2:02.396	7.707	108.3	6	2:06.596	109.4
17	**34**	Diego Villanueva Capote	VSR eSports	CITROEN SAXO VTS	JR	5	9	**19:24.250**	1 Vta	1 Vta	107.1	2	2:06.879	109.2
18	**46**	Deogracias Milan Cano	C.D.E. ULTIMA VUELTA	CITROEN SAXO VTS	JR	6	9	**19:25.308**	1 Vta	1.058	107.0	2	2:07.464	108.7
19	**27**	Victor Garrido Gonzalez	CLUB JARAMA SPORT	SUZUKI SWIFT CUP	2	2	9	**19:25.637**	1 Vta	0.329	107.0	5	2:06.668	109.4
20	**6**	Francisco Comendador Diaz-Maroto	C.D.E. DEYSCOM SPORT	CITROEN SAXO VTS	JR	7	9	**19:26.452**	1 Vta	0.815	106.9	5	2:06.630	109.4
21	**24**	Ivan Lopez Gomez	CLUB JARAMA SPORT	SUZUKI SWIFT SPORT	2	3	9	**19:27.144**	1 Vta	0.692	106.8	9	2:05.743	110.2
22	**22**	Javier Fraile Gonzalez	VSR eSports	CITROEN SAXO VTS	JR	8	9	**19:27.854**	1 Vta	0.710	106.8	5	2:07.197	108.9
23	**36**	Miguel Angel Gonzalez Rol	C.D.E. ULTIMA VUELTA	CITROEN SAXO VTS	JR	9	9	**19:43.441**	1 Vta	15.587	105.4	3	2:09.520	107.0
24	**35**	Oscar Montalvo Fabeiro	CLUB JARAMA SPORT	CITROEN SAXO VTS	JR	10	9	**19:43.739**	1 Vta	0.298	105.3	2	2:07.802	108.4
25	**44**	Stefano Bozzoni	C.D.E. ULTIMA VUELTA	BMW E36	EN-3	4	9	**19:44.362**	1 Vta	0.623	105.3	9	2:01.532	114.0
26	**51**	Adrian Martinez Pérez	ESCUDERIA CENTRO	CITROEN SAXO VTS	JR	11	9	**20:01.560**	1 Vta	17.198	103.8	5	2:09.998	106.6
27	**48**	Carlota Villanueva Jimenez	VSR eSports	CITROEN SAXO VTS	JR	12	9	**20:03.774**	1 Vta	2.214	103.6	9	2:09.979	106.6
28	**33**	Gonzalez Suarez - Sainz Dochado	C.D.E. ULTIMA VUELTA	PEUGEOT 309 GTI	EN-2	1	9	**20:50.329**	1 Vta	46.555	99.7	4	2:15.041	102.6
29	**21**	Daniel Losada Iglesias	MOTORISMO MAGAZINE S.L.	TOYOTA AYGO	CK	1	9	**20:54.412**	1 Vta	4.083	99.4	6	2:17.073	101.1
30	**29**	Ruben Gonzalez Checa	C.D.E. ULTIMA VUELTA	TOYOTA AYGO	CK	2	9	**20:58.711**	1 Vta	4.299	99.1	4	2:17.032	101.1
31	**49**	Javier Conejero Gines	ESCUDERIA CIUDAD DE PLASENCIA	TOYOTA AYGO	2	4	9	**20:58.948**	1 Vta	0.237	99.0	4	2:16.761	101.3
32	**20**	Sergio Casalins Martinez	MOTORISMO MAGAZINE S.L.	TOYOTA AYGO	CK	3	9	**21:02.596**	1 Vta	3.648	98.7	3	2:17.762	100.6
33	**31**	Alberto Gonzalez Checa	C.D.E. ULTIMA VUELTA	TOYOTA AYGO	2	5	9	**21:14.276**	1 Vta	11.680	97.8	3	2:17.525	100.7
34	**45**	Guillermo Paz De Sierra	RASANTE SPORT	TOYOTA AYGO	CK	4	9	**21:16.768**	1 Vta	2.492	97.6	3	2:18.209	100.2
35	**8**	Miguel Garcia Salazar	LA RUINA RACING	TOYOTA AYGO	2	6	9	**21:19.337**	1 Vta	2.569	97.5	9	2:19.008	99.7
36	**18**	Oriol Gonzalez Morales	ESCUDERIA CENTRO	TOYOTA AYGO	2	7	9	**21:19.836**	1 Vta	0.499	97.4	2	2:18.522	100.0
37	**23**	Miguel Gonzalez Manzaneque	PARADINAS MOTORSPORT	TOYOTA AYGO	CK	5	8	**21:04.320**	2 Vtas	1 Vta	87.6	3	2:17.995	100.4

No clasificados: (Requerimiento: 75% del numero de vueltas del lider = 8 Vueltas)

	39	Javier Parrilla Gonzalez	EFICAR TEAM	TOYOTA AYGO	2	8
	47	Samuel Gomez Gomez	MOTORISMO MAGAZINE S.L.	TOYOTA AYGO	CK	6

Vta. rápida de Ignacio J. Leirana Castillo en 1:53.863 a 121.7 Km/h en la vuelta 2

Publicada a las:.....

Temp. Pista: **12.8 °C** Temp. Aire: **10.8 °C** Humedad: **46 %** Estado Pista: **SECA**

Comisarios Deportivos:	Director de Carrera:	Cronometrador:

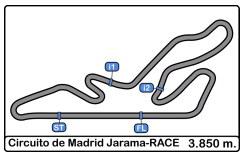

Circuito de Madrid Jarama - RACE

División 1

2ª Carrera

Resultados Provisionales por Categoría

Cls	Nº	Piloto	Concursante	Vehiculo	Cat	Cl	N.V.	Tiempo	Dif 1º	Dif Ant.	Km/h	V.R.	Tiempo	Km/h
		Campeonato RACE 'Categoría 2'												
1	25	Guillermo Del Moral Garcia	CLUB JARAMA SPORT	HYUNDAI ACCENT	2	1	10	**21:03.178**			109.7	2	2:04.093	111.6
2	27	Victor Garrido Gonzalez	CLUB JARAMA SPORT	SUZUKI SWIFT CUP	2	2	9	**19:25.637**	1 Vta	1 Vta	107.0	5	2:06.668	109.4
3	24	Ivan Lopez Gomez	CLUB JARAMA SPORT	SUZUKI SWIFT SPORT	2	3	9	**19:27.144**	1 Vta	1.507	106.8	9	2:05.743	110.2
4	49	Javier Conejero Gines	ESCUDERIA CIUDAD DE PLASENCIA	TOYOTA AYGO	2	4	9	**20:58.948**	1 Vta	1:31.804	99.0	4	2:16.761	101.3
5	31	Alberto Gonzalez Checa	C.D.E. ULTIMA VUELTA	TOYOTA AYGO	2	5	9	**21:14.276**	1 Vta	15.328	97.8	3	2:17.525	100.7
6	8	Miguel Garcia Salazar	LA RUINA RACING	TOYOTA AYGO	2	6	9	**21:19.337**	1 Vta	5.061	97.5	9	2:19.008	99.7
7	18	Oriol Gonzalez Morales	ESCUDERIA CENTRO	TOYOTA AYGO	2	7	9	**21:19.836**	1 Vta	0.499	97.4	2	2:18.522	100.0
No clasificados: (Requerimiento: 75% del numero de vueltas del lider = 8 Vueltas)														
	39	Javier Parrilla Gonzalez	EFICAR TEAM	TOYOTA AYGO	2	8								
		Campeonato RACE 'Categoría 3'												
1	42	Ignacio J. Leirana Castillo	IGNACIO J. LEIRANA CASTILLO	CITROEN SAXO	3	1	10	**19:17.067**			119.7	2	1:53.863	121.7
2	7	Jaime Cela Talavera	RASANTE SPORT	CITROEN SAXO 1.6	3	2	10	**19:45.178**	28.111	28.111	116.9	3	1:56.343	119.1
3	16	Eduardo Alonso De Pablo	R A C E	HYUNDAI GETZ	3	3	10	**20:03.821**	46.754	18.643	115.1	6	1:59.129	116.3
4	9	Santiago Castilla Salinero	EFICAR TEAM	HYUNDAI GETZ 1.5 CRDi	3	4	10	**20:05.303**	48.236	1.482	114.9	2	1:57.694	117.7
5	43	Christian Garcia Garcia	EFICAR TEAM	HONDA CIVIC 1.6	3	5	10	**20:08.972**	51.905	3.669	114.6	6	1:58.939	116.5
6	19	Adrian Martin Abraldes	CLUB JARAMA SPORT	HYUNDAI GETZ 1.5 CRDi	3	6	10	**20:10.437**	53.370	1.465	114.5	10	1:59.093	116.3
7	12	Jorge Vila Sainz	C.D.E. NACIONAL -CNCC- DE CARRERA DE CAMIONES	HYUNDAI GETZ 1.5 CRDi	3	7	10	**20:11.255**	54.188	0.818	114.4	10	1:59.464	116.0
8	13	Roberto Felix Moreno Cortes	C.D.E. NACIONAL -CNCC- DE CARRERA DE CAMIONES	HYUNDAI GETZ 1.5 CRDi	3	8	10	**21:04.018**	1:46.951	52.763	109.6	6	2:03.864	111.8
		Copa KOBE de velocidad												
1	21	Daniel Losada Iglesias	MOTORISMO MAGAZINE S.L.	TOYOTA AYGO	CK	1	9	**20:54.412**			99.4	6	2:17.073	101.1
2	29	Ruben Gonzalez Checa	C.D.E. ULTIMA VUELTA	TOYOTA AYGO	CK	2	9	**20:58.711**	4.299	4.299	99.1	4	2:17.032	101.1
3	20	Sergio Casalins Martinez	MOTORISMO MAGAZINE S.L.	TOYOTA AYGO	CK	3	9	**21:02.596**	8.184	3.885	98.7	3	2:17.762	100.6
4	45	Guillermo Paz De Sierra	RASANTE SPORT	TOYOTA AYGO	CK	4	9	**21:16.768**	22.356	14.172	97.6	3	2:18.209	100.2
5	23	Miguel Gonzalez Manzaneque	PARADINAS MOTORSPORT	TOYOTA AYGO	CK	5	8	**21:04.320**	1 Vta	1 Vta	87.6	3	2:17.995	100.4
No clasificados: (Requerimiento: 75% del numero de vueltas del lider = 7 Vueltas)														
	47	Samuel Gomez Gomez	MOTORISMO MAGAZINE S.L.	TOYOTA AYGO	CK	6								
		Campeonato RACE 'Categoría ENDURANCE TYPE Clase 2'												
1	33	Gonzalez Suarez - Sainz Dochado	C.D.E. ULTIMA VUELTA	PEUGEOT 309 GTI	EN-2	1	9	**20:50.329**			99.7	4	2:15.041	102.6
		Campeonato RACE 'Categoría ENDURANCE TYPE Clase 3'												
1	5	Alvaro Villanueva Capote	VSR eSports	BMW E36 325i	EN-3	1	10	**19:23.904**			119.0	7	1:53.956	121.6
2	26	Angel Lafuente Lopez	VSR eSports	BMW E36 325i	EN-3	2	10	**19:42.495**	18.591	18.591	117.2	5	1:55.980	119.5
3	4	Escolar Avarez - Vigara Tena	EFICAR TEAM	BMW E36 325i	EN-3	3	10	**20:27.948**	1:04.044	45.453	112.8	10	2:00.961	114.5
4	44	Stefano Bozzoni	C.D.E. ULTIMA VUELTA	BMW E36	EN-3	4	9	**19:44.362**	1 Vta	1 Vta	105.3	9	2:01.532	114.0
		Trofeo JARAMA-RACE SAXO												
1	40	Julian Mazuecos Fernandez	A.D. CLEMENTE ARROYO	CITROEN SAXO VTS	JR	1	10	**21:02.915**			109.7	6	2:04.734	111.1
2	14	Agustin Arce Pi	C.D.E. ULTIMA VUELTA	CITROEN SAXO VTS	JR	2	10	**21:03.666**	0.751	0.751	109.6	6	2:04.772	111.0
3	37	Alberto Lazaro Barrasa	C.D.E. ULTIMA VUELTA	CITROEN SAXO VTS	JR	3	10	**21:11.756**	8.841	8.090	108.9	2	2:05.666	110.2
4	41	Alexander Villanueva Brox	VSR eSports	CITROEN SAXO VTS	JR	4	10	**21:19.463**	16.548	7.707	108.3	6	2:06.596	109.4
5	34	Diego Villanueva Capote	VSR eSports	CITROEN SAXO VTS	JR	5	9	**19:24.250**	1 Vta	1 Vta	107.1	2	2:06.879	109.2
6	46	Deogracias Milan Cano	C.D.E. ULTIMA VUELTA	CITROEN SAXO VTS	JR	6	9	**19:25.308**	1 Vta	1.058	107.0	2	2:07.464	108.7
7	6	Francisco Comendador Diaz-Maroto	C.D.E. DEYSCOM SPORT	CITROEN SAXO VTS	JR	7	9	**19:26.452**	1 Vta	1.144	106.9	5	2:06.630	109.4
8	22	Javier Fraile Gonzalez	VSR eSports	CITROEN SAXO VTS	JR	8	9	**19:27.854**	1 Vta	1.402	106.8	5	2:07.197	108.9
9	36	Miguel Angel Gonzalez Rol	C.D.E. ULTIMA VUELTA	CITROEN SAXO VTS	JR	9	9	**19:43.441**	1 Vta	15.587	105.4	3	2:09.520	107.0
10	35	Oscar Montalvo Fabeiro	CLUB JARAMA SPORT	CITROEN SAXO VTS	JR	10	9	**19:43.739**	1 Vta	0.298	105.3	2	2:07.802	108.4
11	51	Adrian Martinez Pérez	ESCUDERIA CENTRO	CITROEN SAXO VTS	JR	11	9	**20:01.560**	1 Vta	17.821	103.8	5	2:09.998	106.6
12	48	Carlota Villanueva Jimenez	VSR eSports	CITROEN SAXO VTS	JR	12	9	**20:03.774**	1 Vta	2.214	103.6	9	2:09.979	106.6

Vta. rápida de Ignacio J. Leirana Castillo en 1:53.863 a 121.7 Km/h en la vuelta 2

Publicada a las:.....

Temp. Pista: **12.8 °C** Temp. Aire: **10.8 °C** Humedad: **46 %** Estado Pista: **SECA**

Comisarios Deportivos:	Director de Carrera:	Cronometrador:

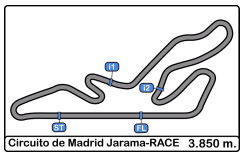

Circuito de Madrid Jarama - RACE

División 1

2ª Carrera

Clasificación Provisional por Vuelta Rápida de Piloto

Clas	Nº	Piloto	Concursante	Vehiculo	Cat	Clas	N.V.	V.R.	Tiempo	Dif 1º	Dif Ant.	Km/h
1	**42**	Ignacio J. Leirana Castillo	IGNACIO J. LEIRANA CASTILLO	CITROEN SAXO	3	1	10	**2**	**1:53.863**			121.7
2	**5**	Alvaro Villanueva Capote	VSR eSports	BMW E36 325i	EN-3	1	10	**7**	**1:53.956**	0.093	0.093	121.6
3	**26**	Angel Lafuente Lopez	VSR eSports	BMW E36 325i	EN-3	2	10	**5**	**1:55.980**	2.117	2.024	119.5
4	**7**	Jaime Cela Talavera	RASANTE SPORT	CITROEN SAXO 1.6	3	2	10	**3**	**1:56.343**	2.480	0.363	119.1
5	**9**	Santiago Castilla Salinero	EFICAR TEAM	HYUNDAI GETZ 1.5 CRDi	3	3	10	**2**	**1:57.694**	3.831	1.351	117.7
6	**43**	Christian Garcia Garcia	EFICAR TEAM	HONDA CIVIC 1.6	3	4	10	**6**	**1:58.939**	5.076	1.245	116.5
7	**19**	Adrian Martin Abraldes	CLUB JARAMA SPORT	HYUNDAI GETZ 1.5 CRDi	3	5	10	**10**	**1:59.093**	5.230	0.154	116.3
8	**16**	Eduardo Alonso De Pablo	R A C E	HYUNDAI GETZ	3	6	10	**6**	**1:59.129**	5.266	0.036	116.3
9	**12**	Jorge Vila Sainz	C.D.E. NACIONAL -CNCC- DE CARRERA DE CAMIONES	HYUNDAI GETZ 1.5 CRDi	3	7	10	**10**	**1:59.464**	5.601	0.335	116.0
10	**4**	Escolar Avarez - Vigara Tena	EFICAR TEAM	BMW E36 325i	EN-3	3	10	**10**	**2:00.961**	7.098	1.497	114.5
11	**44**	Stefano Bozzoni	C.D.E. ULTIMA VUELTA	BMW E36	EN-3	4	9	**9**	**2:01.532**	7.669	0.571	114.0
12	**13**	Roberto Felix Moreno Cortes	C.D.E. NACIONAL -CNCC- DE CARRERA DE CAMIONES	HYUNDAI GETZ 1.5 CRDi	3	8	10	**6**	**2:03.864**	10.001	2.332	111.8
13	**25**	Guillermo Del Moral Garcia	CLUB JARAMA SPORT	HYUNDAI ACCENT	2	1	10	**2**	**2:04.093**	10.230	0.229	111.6
14	**40**	Julian Mazuecos Fernandez	A.D. CLEMENTE ARROYO	CITROEN SAXO VTS	JRS	1	10	**6**	**2:04.734**	10.871	0.641	111.1
15	**14**	Agustin Arce Pi	C.D.E. ULTIMA VUELTA	CITROEN SAXO VTS	JRS	2	10	**6**	**2:04.772**	10.909	0.038	111.0
16	**37**	Alberto Lazaro Barrasa	C.D.E. ULTIMA VUELTA	CITROEN SAXO VTS	JRS	3	10	**2**	**2:05.666**	11.803	0.894	110.2
17	**24**	Ivan Lopez Gomez	CLUB JARAMA SPORT	SUZUKI SWIFT SPORT	2	2	9	**9**	**2:05.743**	11.880	0.077	110.2
18	**41**	Alexander Villanueva Brox	VSR eSports	CITROEN SAXO VTS	JRS	4	10	**6**	**2:06.596**	12.733	0.853	109.4
19	**6**	Francisco Comendador Diaz-Maroto	C.D.E. DEYSCOM SPORT	CITROEN SAXO VTS	JRS	5	9	**5**	**2:06.630**	12.767	0.034	109.4
20	**27**	Victor Garrido Gonzalez	CLUB JARAMA SPORT	SUZUKI SWIFT CUP	2	3	9	**5**	**2:06.668**	12.805	0.038	109.4
21	**34**	Diego Villanueva Capote	VSR eSports	CITROEN SAXO VTS	JRS	6	9	**2**	**2:06.879**	13.016	0.211	109.2
22	**22**	Javier Fraile Gonzalez	VSR eSports	CITROEN SAXO VTS	JRS	7	9	**5**	**2:07.197**	13.334	0.318	108.9
23	**46**	Deogracias Milan Cano	C.D.E. ULTIMA VUELTA	CITROEN SAXO VTS	JRS	8	9	**2**	**2:07.464**	13.601	0.267	108.7
24	**35**	Oscar Montalvo Fabeiro	CLUB JARAMA SPORT	CITROEN SAXO VTS	JRS	9	9	**2**	**2:07.802**	13.939	0.338	108.4
25	**36**	Miguel Angel Gonzalez Rol	C.D.E. ULTIMA VUELTA	CITROEN SAXO VTS	JRS	10	9	**3**	**2:09.520**	15.657	1.718	107.0
26	**48**	Carlota Villanueva Jimenez	VSR eSports	CITROEN SAXO VTS	JRS	11	9	**9**	**2:09.979**	16.116	0.459	106.6
27	**51**	Adrian Martinez Pérez	ESCUDERIA CENTRO	CITROEN SAXO VTS	JRS	12	9	**5**	**2:09.998**	16.135	0.019	106.6
28	**33**	Gonzalez Suarez - Sainz Dochado	C.D.E. ULTIMA VUELTA	PEUGEOT 309 GTI	EN-2	1	9	**4**	**2:15.041**	21.178	5.043	102.6
29	**49**	Javier Conejero Gines	ESCUDERIA CIUDAD DE PLASENCIA	TOYOTA AYGO	2	4	9	**4**	**2:16.761**	22.898	1.720	101.3
30	**29**	Ruben Gonzalez Checa	C.D.E. ULTIMA VUELTA	TOYOTA AYGO	CKV	1	9	**4**	**2:17.032**	23.169	0.271	101.1
31	**21**	Daniel Losada Iglesias	MOTORISMO MAGAZINE S.L.	TOYOTA AYGO	CKV	2	9	**6**	**2:17.073**	23.210	0.041	101.1
32	**31**	Alberto Gonzalez Checa	C.D.E. ULTIMA VUELTA	TOYOTA AYGO	2	5	9	**3**	**2:17.525**	23.662	0.452	100.7
33	**20**	Sergio Casalins Martinez	MOTORISMO MAGAZINE S.L.	TOYOTA AYGO	CKV	3	9	**3**	**2:17.762**	23.899	0.237	100.6
34	**23**	Miguel Gonzalez Manzaneque	PARADINAS MOTORSPORT	TOYOTA AYGO	CKV	4	8	**3**	**2:17.995**	24.132	0.233	100.4
35	**45**	Guillermo Paz De Sierra	RASANTE SPORT	TOYOTA AYGO	CKV	5	9	**3**	**2:18.209**	24.346	0.214	100.2
36	**18**	Oriol Gonzalez Morales	ESCUDERIA CENTRO	TOYOTA AYGO	2	6	9	**2**	**2:18.522**	24.659	0.313	100.0
37	**8**	Miguel Garcia Salazar	LA RUINA RACING	TOYOTA AYGO	2	7	9	**9**	**2:19.008**	25.145	0.486	99.7

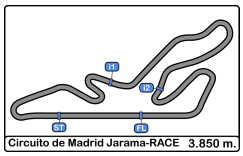

Circuito de Madrid Jarama - RACE
División 1
2ª Carrera
Distancia y Velocidad Media

Clas	Nº	Piloto	Concursante	Vehiculo	Cat	Clas	N.V.	Distancia	Tiempo Total	Km/h
1	42	Ignacio J. Leirana Castillo	IGNACIO J. LEIRANA CASTILLO	CITROEN SAXO	3	1	10	38.50	19:17.067	119.7
2	5	Alvaro Villanueva Capote	VSR eSports	BMW E36 325i	EN-3	1	10	38.50	19:23.904	119.0
3	26	Angel Lafuente Lopez	VSR eSports	BMW E36 325i	EN-3	2	10	38.50	19:42.495	117.2
4	7	Jaime Cela Talavera	RASANTE SPORT	CITROEN SAXO 1.6	3	2	10	38.50	19:45.178	116.9
5	16	Eduardo Alonso De Pablo	R A C E	HYUNDAI GETZ	3	3	10	38.50	20:03.821	115.1
6	9	Santiago Castilla Salinero	EFICAR TEAM	HYUNDAI GETZ 1.5 CRDi	3	4	10	38.50	20:05.303	114.9
7	43	Christian Garcia Garcia	EFICAR TEAM	HONDA CIVIC 1.6	3	5	10	38.50	20:08.972	114.6
8	19	Adrian Martin Abraldes	CLUB JARAMA SPORT	HYUNDAI GETZ 1.5 CRDi	3	6	10	38.50	20:10.437	114.5
9	12	Jorge Vila Sainz	C.D.E. NACIONAL -CNCC- DE CARRERA DE CAMIONES	HYUNDAI GETZ 1.5 CRDi	3	7	10	38.50	20:11.255	114.4
10	4	Escolar Avarez - Vigara Tena	EFICAR TEAM	BMW E36 325i	EN-3	3	10	38.50	20:27.948	112.8
11	40	Julian Mazuecos Fernandez	A.D. CLEMENTE ARROYO	CITROEN SAXO VTS	JRS	1	10	38.50	21:02.915	109.7
12	25	Guillermo Del Moral Garcia	CLUB JARAMA SPORT	HYUNDAI ACCENT	2	1	10	38.50	21:03.178	109.7
13	14	Agustin Arce Pi	C.D.E. ULTIMA VUELTA	CITROEN SAXO VTS	JRS	2	10	38.50	21:03.666	109.6
14	13	Roberto Felix Moreno Cortes	C.D.E. NACIONAL -CNCC- DE CARRERA DE CAMIONES	HYUNDAI GETZ 1.5 CRDi	3	8	10	38.50	21:04.018	109.6
15	37	Alberto Lazaro Barrasa	C.D.E. ULTIMA VUELTA	CITROEN SAXO VTS	JRS	3	10	38.50	21:11.756	108.9
16	41	Alexander Villanueva Brox	VSR eSports	CITROEN SAXO VTS	JRS	4	10	38.50	21:19.463	108.3
17	34	Diego Villanueva Capote	VSR eSports	CITROEN SAXO VTS	JRS	5	9	34.65	19:24.250	107.1
18	46	Deogracias Milan Cano	C.D.E. ULTIMA VUELTA	CITROEN SAXO VTS	JRS	6	9	34.65	19:25.308	107.0
19	27	Victor Garrido Gonzalez	CLUB JARAMA SPORT	SUZUKI SWIFT CUP	2	2	9	34.65	19:25.637	107.0
20	6	Francisco Comendador Diaz-Maroto	C.D.E. DEYSCOM SPORT	CITROEN SAXO VTS	JRS	7	9	34.65	19:26.452	106.9
21	24	Ivan Lopez Gomez	CLUB JARAMA SPORT	SUZUKI SWIFT SPORT	2	3	9	34.65	19:27.144	106.8
22	22	Javier Fraile Gonzalez	VSR eSports	CITROEN SAXO VTS	JRS	8	9	34.65	19:27.854	106.8
23	36	Miguel Angel Gonzalez Rol	C.D.E. ULTIMA VUELTA	CITROEN SAXO VTS	JRS	9	9	34.65	19:43.441	105.4
24	35	Oscar Montalvo Fabeiro	CLUB JARAMA SPORT	CITROEN SAXO VTS	JRS	10	9	34.65	19:43.739	105.3
25	44	Stefano Bozzoni	C.D.E. ULTIMA VUELTA	BMW E36	EN-3	4	9	34.65	19:44.362	105.3
26	51	Adrian Martinez Pérez	ESCUDERIA CENTRO	CITROEN SAXO VTS	JRS	11	9	34.65	20:01.560	103.8
27	48	Carlota Villanueva Jimenez	VSR eSports	CITROEN SAXO VTS	JRS	12	9	34.65	20:03.774	103.6
28	33	Gonzalez Suarez - Sainz Dochado	C.D.E. ULTIMA VUELTA	PEUGEOT 309 GTI	EN-2	1	9	34.65	20:50.329	99.7
29	21	Daniel Losada Iglesias	MOTORISMO MAGAZINE S.L.	TOYOTA AYGO	CKV	1	9	34.65	20:54.412	99.4
30	29	Ruben Gonzalez Checa	C.D.E. ULTIMA VUELTA	TOYOTA AYGO	CKV	2	9	34.65	20:58.711	99.1
31	49	Javier Conejero Gines	ESCUDERIA CIUDAD DE PLASENCIA	TOYOTA AYGO	2	4	9	34.65	20:58.948	99.0
32	20	Sergio Casalins Martinez	MOTORISMO MAGAZINE S.L.	TOYOTA AYGO	CKV	3	9	34.65	21:02.596	98.7
33	31	Alberto Gonzalez Checa	C.D.E. ULTIMA VUELTA	TOYOTA AYGO	2	5	9	34.65	21:14.276	97.8
34	45	Guillermo Paz De Sierra	RASANTE SPORT	TOYOTA AYGO	CKV	4	9	34.65	21:16.768	97.6
35	8	Miguel Garcia Salazar	LA RUINA RACING	TOYOTA AYGO	2	6	9	34.65	21:19.337	97.5
36	18	Oriol Gonzalez Morales	ESCUDERIA CENTRO	TOYOTA AYGO	2	7	9	34.65	21:19.836	97.4
37	23	Miguel Gonzalez Manzaneque	PARADINAS MOTORSPORT	TOYOTA AYGO	CKV	5	8	30.80	21:04.320	87.6

No clasificados: (Requerimiento: 75% del numero de vueltas del lider = 8 Vueltas)

	39	Javier Parrilla Gonzalez	EFICAR TEAM	TOYOTA AYGO	2	8
	47	Samuel Gomez Gomez	MOTORISMO MAGAZINE S.L.	TOYOTA AYGO	CKV	6

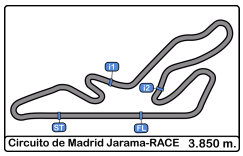

Circuito de Madrid Jarama - RACE

División 1

2ª Carrera

Tiempos Por Vuelta

4 — Escolar Avarez - Vigara Tena — BMW E36 325i

EN-3 — EFICAR TEAM

Vta.	D	Tiempo	Sector 1	Sector 2	Sector 3	V. Max.	Elapsed
1	2	2:12.067	56.578	41.491	33.998	172.2	2:12.067
2	2	2:01.725	46.858	40.961	33.906	193.2	4:13.792
3	2	2:01.452	46.739	40.832	33.881	183.6	6:15.244
4	2	2:02.206	46.999	41.008	34.199	191.8	8:17.450
5	2	2:01.539	46.600	41.139	33.800	188.8	10:18.989
6	2	2:01.547	46.598	41.124	33.825	193.2	12:20.536
7	2	2:01.360	46.727	41.030	33.603	178.8	14:21.896
8	2	2:03.441	47.383	41.485	34.573	183.0	16:25.337
9	2	2:01.650	46.659	41.362	33.629	182.7	18:26.987
10	2	2:00.961	46.362	40.726	33.873	188.1	20:27.948

5 — Alvaro Villanueva Capote — BMW E36 325i

EN-3 — VSR eSports

Vta.	D	Tiempo	Sector 1	Sector 2	Sector 3	V. Max.	Elapsed
1		1:59.810	49.439	38.484	31.887	177.9	1:59.810
2		1:55.287	44.150	38.805	32.332	194.9	3:55.097
3		1:56.435	44.668	39.206	32.561	187.1	5:51.532
4		1:55.913	44.582	39.122	32.209	185.5	7:47.445
5		1:55.425	44.050	39.015	32.360	193.5	9:42.870
6		1:57.340	44.959	39.971	32.410	177.6	11:40.210
7		1:53.956	43.933	38.276	31.747	192.8	13:34.166
8		1:54.390	44.185	38.303	31.902	193.8	15:28.556
9		1:55.537	44.060	38.968	32.509	196.0	17:24.093
10		1:59.811	44.138	39.460	36.213	192.5	19:23.904

6 — Francisco Comendador Diaz-Maroto — CITROEN SAXO VTS

JRS — C.D.E. DEYSCOM SPORT

Vta.	D	Tiempo	Sector 1	Sector 2	Sector 3	V. Max.	Elapsed
1		2:21.679	1:02.261	43.512	35.906	163.3	2:21.679
2		2:06.752	48.233	43.064	35.455	178.8	4:28.431
3		2:07.608	48.706	43.029	35.873	175.0	6:36.039
4		2:10.243	48.326	46.175	35.742	177.3	8:46.282
5		2:06.630	48.180	42.787	35.663	179.7	10:52.912
6		2:07.816	48.422	43.652	35.742	174.7	13:00.728
7		2:09.105	49.402	43.816	35.887	176.4	15:09.833
8		2:07.651	48.733	43.106	35.812	176.7	17:17.484
9		2:08.968	49.345	44.081	35.542	178.5	19:26.452

7 — Jaime Cela Talavera — CITROEN SAXO 1.6

3 — RASANTE SPORT

Vta.	D	Tiempo	Sector 1	Sector 2	Sector 3	V. Max.	Elapsed
1		2:07.984	54.164	40.328	33.492	183.3	2:07.984
2		1:58.666	45.409	40.308	32.949	201.4	4:06.650
3		1:56.343	44.610	39.152	32.581	196.3	6:02.993
4		1:56.380	44.210	39.738	32.432	201.1	7:59.373
5		1:57.175	44.232	39.974	32.969	201.1	9:56.548
6		1:57.889	44.925	40.094	32.870	199.2	11:54.437
7		1:57.438	44.969	39.849	32.620	197.0	13:51.875
8		1:57.041	44.516	39.583	32.942	199.6	15:48.916
9		1:58.152	44.604	40.333	33.215	201.1	17:47.068
10		1:58.110	45.038	40.249	32.823	193.2	19:45.178

8 — Miguel Garcia Salazar — TOYOTA AYGO

2 — LA RUINA RACING

Vta.	D	Tiempo	Sector 1	Sector 2	Sector 3	V. Max.	Elapsed
1		2:39.524	1:12.662	48.287	38.575	150.4	2:39.524
2		2:19.891	52.422	48.009	39.460	156.7	4:59.415
3		2:19.771	52.918	47.874	38.979	156.7	7:19.186
4		2:20.718	52.652	48.480	39.586	156.2	9:39.904
5		2:20.967	52.938	49.256	38.773	156.5	12:00.871
6		2:19.831	52.865	48.223	38.743	154.0	14:20.702
7		2:19.479	52.792	48.211	38.476	154.0	16:40.181
8		2:20.148	53.063	47.648	39.437	154.2	19:00.329
9		2:19.008	52.412	47.886	38.710	157.2	21:19.337

9 — Santiago Castilla Salinero — HYUNDAI GETZ 1.5 CRDi

3 — EFICAR TEAM

Vta.	D	Tiempo	Sector 1	Sector 2	Sector 3	V. Max.	Elapsed
1		2:04.203	51.636	39.668	32.899	174.1	2:04.203
2		1:57.694	45.161	39.890	32.643	189.4	4:01.897
3		1:57.882	45.210	39.955	32.717	189.4	5:59.779
4		1:57.986	45.023	40.017	32.946	189.8	7:57.765
5		1:58.190	45.123	40.215	32.852	189.4	9:55.955
6		2:00.520	45.253	41.581	33.686	190.1	11:56.475
7		2:01.798	45.132	43.581	33.085	187.8	13:58.273
8		1:58.464	45.343	40.238	32.883	186.2	15:56.737
9		2:06.388	46.020	43.451	36.917	187.8	18:03.125
10		2:02.178	47.972	40.589	33.617	152.9	20:05.303

12 — Jorge Vila Sainz — HYUNDAI GETZ 1.5 CRDi

3 C.D.E. NACIONAL -CNCC- DE CARRERA DE CA

Vta.	D	Tiempo	Sector 1	Sector 2	Sector 3	V. Max.	Elapsed
1		2:09.326	55.192	40.821	33.313	162.1	2:09.326
2		2:00.247	45.775	40.822	33.650	186.2	4:09.573
3		1:59.965	45.702	40.750	33.513	185.2	6:09.538
4		2:00.244	45.560	41.037	33.647	184.9	8:09.782
5		2:00.052	45.590	40.939	33.523	185.2	10:09.834
6		2:00.143	45.723	40.873	33.547	184.6	12:09.977
7		2:00.550	45.775	41.255	33.520	183.9	14:10.527
8		2:01.357	46.879	41.028	33.450	187.8	16:11.884
9		1:59.907	45.659	40.969	33.279	189.1	18:11.791
10		1:59.464	45.446	40.695	33.323	188.1	20:11.255

13 — Roberto Felix Moreno Cortes — HYUNDAI GETZ 1.5 CRDi

3 C.D.E. NACIONAL -CNCC- DE CARRERA DE CA

Vta.	D	Tiempo	Sector 1	Sector 2	Sector 3	V. Max.	Elapsed
1		2:17.859	59.094	43.985	34.780	152.7	2:17.859
2		2:06.627	48.348	43.579	34.700	170.6	4:24.486
3		2:04.573	47.721	42.346	34.506	168.2	6:29.059
4		2:06.239	48.213	43.338	34.688	175.3	8:35.298
5		2:04.739	47.897	42.318	34.524	174.4	10:40.037
6		2:03.864	47.242	41.935	34.687	169.2	12:43.901
7		2:04.009	47.301	42.228	34.480	173.9	14:47.910
8		2:05.507	47.099	42.797	35.611	178.8	16:53.417
9		2:06.508	47.440	43.037	36.031	172.8	18:59.925
10		2:04.093	47.385	42.211	34.497	175.3	21:04.018

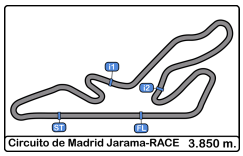

Circuito de Madrid Jarama - RACE

División 1

2ª Carrera

Tiempos Por Vuelta

14 — Agustin Arce Pi — CITROEN SAXO VTS
JRS — C.D.E. ULTIMA VUELTA

Vta.	D	Tiempo	Sector 1	Sector 2	Sector 3	V. Max.	Elapsed
1		2:15.866	58.405	42.552	34.909	162.4	2:15.866
2		2:05.724	48.010	42.537	35.177	176.7	4:21.590
3		2:05.160	47.708	42.427	35.025	175.3	6:26.750
4		2:05.094	47.769	42.234	35.091	175.8	8:31.844
5		2:05.397	47.554	42.158	35.685	177.3	10:37.241
6		2:04.772	47.637	42.241	34.894	175.0	12:42.013
7		2:04.997	47.476	42.415	35.106	174.7	14:47.010
8		2:05.430	47.639	42.365	35.426	176.7	16:52.440
9		2:05.637	47.671	42.774	35.192	176.7	18:58.077
10		2:05.589	47.696	42.856	35.037	176.4	21:03.666

16 — Eduardo Alonso De Pablo — HYUNDAI GETZ
3 — R A C E

Vta.	D	Tiempo	Sector 1	Sector 2	Sector 3	V. Max.	Elapsed
1		2:06.462	52.522	40.543	33.397	167.7	2:06.462
2		2:00.878	46.311	40.325	34.242	185.2	4:07.340
3		1:59.593	45.488	40.806	33.299	187.5	6:06.933
4		1:59.272	45.458	40.694	33.120	186.8	8:06.205
5		1:59.203	45.522	40.600	33.081	186.2	10:05.408
6		1:59.129	45.639	40.596	32.894	180.9	12:04.537
7		1:59.991	45.855	40.508	33.628	187.5	14:04.528
8		2:00.298	46.576	40.598	33.124	186.5	16:04.826
9		1:59.682	46.000	40.511	33.171	186.5	18:04.508
10		1:59.313	45.374	40.666	33.273	187.5	20:03.821

18 — Oriol Gonzalez Morales — TOYOTA AYGO
2 — ESCUDERIA CENTRO

Vta.	D	Tiempo	Sector 1	Sector 2	Sector 3	V. Max.	Elapsed
1		2:41.408	1:14.848	48.136	38.424	144.3	2:41.408
2		2:18.522	52.546	47.812	38.164	156.0	4:59.930
3		2:19.548	52.810	48.042	38.696	157.8	7:19.478
4		2:20.883	53.010	48.879	38.994	156.0	9:40.361
5		2:21.368	53.304	49.422	38.642	158.1	12:01.729
6		2:20.106	53.970	47.924	38.212	155.1	14:21.835
7		2:18.937	52.212	48.208	38.517	155.3	16:40.772
8		2:20.251	52.966	47.764	39.521	156.9	19:01.023
9		2:18.813	52.172	48.182	38.459	157.6	21:19.836

19 — Adrian Martin Abraldes — HYUNDAI GETZ 1.5 CRDi
3 — CLUB JARAMA SPORT

Vta.	D	Tiempo	Sector 1	Sector 2	Sector 3	V. Max.	Elapsed
1		2:08.463	55.178	40.200	33.085	166.4	2:08.463
2		1:59.822	46.067	40.686	33.069	189.4	4:08.285
3		1:59.577	45.952	40.554	33.071	187.5	6:07.862
4		1:59.848	45.967	40.947	32.934	188.4	8:07.710
5		1:59.914	46.067	40.493	33.354	180.3	10:07.624
6		1:59.494	45.881	40.356	33.257	188.1	12:07.118
7		2:02.962	47.622	41.992	33.348	168.7	14:10.080
8		2:01.453	47.188	40.660	33.605	188.8	16:11.533
9		1:59.811	45.775	40.880	33.156	188.1	18:11.344
10		1:59.093	45.753	40.377	32.963	188.1	20:10.437

20 — Sergio Casalins Martinez — TOYOTA AYGO
CKV — MOTORISMO MAGAZINE S.L.

Vta.	D	Tiempo	Sector 1	Sector 2	Sector 3	V. Max.	Elapsed
1		2:34.562	1:08.655	47.753	38.154	148.3	2:34.562
2		2:18.166	52.405	47.738	38.023	154.9	4:52.728
3		2:17.762	52.102	47.863	37.797	154.5	7:10.490
4		2:18.595	52.735	47.773	38.087	154.7	9:29.085
5		2:18.539	52.614	47.901	38.024	155.8	11:47.624
6		2:20.001	52.889	48.504	38.608	154.2	14:07.625
7		2:18.546	52.419	47.911	38.216	156.2	16:26.171
8		2:18.119	52.287	47.852	37.980	155.3	18:44.290
9		2:18.306	52.287	47.802	38.217	154.2	21:02.596

21 — Daniel Losada Iglesias — TOYOTA AYGO
CKV — MOTORISMO MAGAZINE S.L.

Vta.	D	Tiempo	Sector 1	Sector 2	Sector 3	V. Max.	Elapsed
1		2:33.733	1:08.417	47.411	37.905	147.9	2:33.733
2		2:18.190	52.448	47.669	38.073	154.2	4:51.923
3		2:17.856	52.168	47.772	37.916	152.7	7:09.779
4		2:18.077	51.951	47.745	38.381	152.3	9:27.856
5		2:17.429	51.878	47.476	38.075	154.0	11:45.285
6		2:17.073	51.704	47.572	37.797	152.3	14:02.358
7		2:17.428	52.073	47.450	37.905	152.9	16:19.786
8		2:17.345	52.023	47.425	37.897	154.5	18:37.131
9		2:17.281	51.628	47.701	37.952	154.0	20:54.412

22 — Javier Fraile Gonzalez — CITROEN SAXO VTS
JRS — VSR eSports

Vta.	D	Tiempo	Sector 1	Sector 2	Sector 3	V. Max.	Elapsed
1		2:22.601	1:01.847	44.770	35.984	154.0	2:22.601
2		2:08.793	48.714	44.112	35.967	166.4	4:31.394
3		2:07.835	48.883	43.510	35.442	171.1	6:39.229
4		2:08.088	48.349	44.066	35.673	175.3	8:47.317
5		2:07.197	48.648	43.211	35.338	169.8	10:54.514
6		2:07.588	48.462	43.534	35.592	175.6	13:02.102
7		2:08.601	48.682	44.362	35.557	174.7	15:10.703
8		2:07.988	48.869	43.566	35.553	171.9	17:18.691
9		2:09.163	48.748	44.197	36.218	171.1	19:27.854

23 — Miguel Gonzalez Manzaneque — TOYOTA AYGO
CKV — PARADINAS MOTORSPORT

Vta.	D	Tiempo	Sector 1	Sector 2	Sector 3	V. Max.	Elapsed
1		2:37.004	1:10.118	48.348	38.538	143.4	2:37.004
2		2:19.934	53.661	48.004	38.269	155.6	4:56.938
3		2:17.995	52.069	47.840	38.086	156.0	7:14.933
4		2:18.280	52.160	47.736	38.384	156.5	9:33.213
5		2:30.524	52.493	58.772	39.259	157.8	12:03.737
6	P	2:33.707	56.347	51.103	46.257	141.1	14:37.444
7		3:55.963	2:19.047	54.682	42.234	70.3	18:33.407
8		2:30.913	56.184	53.547	41.182	142.1	21:04.320

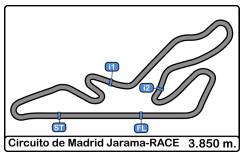

Circuito de Madrid Jarama - RACE

División 1

2ª Carrera

Tiempos Por Vuelta

24 — Ivan Lopez Gomez — SUZUKI SWIFT SPORT

2 — CLUB JARAMA SPORT

Vta.	D	Tiempo	Sector 1	Sector 2	Sector 3	V. Max.	Elapsed
1		2:32.786	1:11.303	45.762	35.721	162.1	2:32.786
2		2:07.296	48.417	43.057	35.822	172.2	4:40.082
3		2:07.904	48.627	43.175	36.102	176.4	6:47.986
4		2:05.962	48.031	42.921	35.010	174.7	8:53.948
5		2:08.435	49.047	43.423	35.965	179.1	11:02.383
6		2:06.857	48.490	42.892	35.475	173.3	13:09.240
7		2:05.791	47.911	42.688	35.192	174.7	15:15.031
8		2:06.370	47.928	42.579	35.863	175.0	17:21.401
9		2:05.743	48.100	42.483	35.160	177.3	19:27.144

25 — Guillermo Del Moral Garcia — HYUNDAI ACCENT

2 — CLUB JARAMA SPORT

Vta.	D	Tiempo	Sector 1	Sector 2	Sector 3	V. Max.	Elapsed
1		2:16.030	58.546	42.599	34.885	159.7	2:16.030
2		2:04.093	47.399	42.181	34.513	179.1	4:20.123
3		2:04.828	47.512	42.614	34.702	180.0	6:24.951
4		2:05.225	47.594	42.632	34.999	173.0	8:30.176
5		2:04.658	47.450	42.364	34.844	174.1	10:34.834
6		2:04.888	47.735	42.512	34.641	172.2	12:39.722
7		2:05.676	47.907	43.020	34.749	172.2	14:45.398
8		2:07.639	47.836	43.101	36.702	171.7	16:53.037
9		2:05.425	47.457	42.602	35.366	177.3	18:58.462
10		2:04.716	47.450	42.295	34.971	178.8	21:03.178

26 — Angel Lafuente Lopez — BMW E36 325i

EN-3 — VSR eSports

Vta.	D	Tiempo	Sector 1	Sector 2	Sector 3	V. Max.	Elapsed
1		2:02.258	51.053	38.691	32.514	176.7	2:02.258
2		1:57.326	45.426	39.133	32.767	193.2	3:59.584
3		1:57.535	45.286	39.412	32.837	195.6	5:57.119
4		1:56.150	44.683	38.766	32.701	197.0	7:53.269
5		1:55.980	44.604	38.697	32.679	198.5	9:49.249
6		1:59.599	44.740	41.966	32.893	197.8	11:48.848
7		1:57.686	45.383	39.346	32.957	185.2	13:46.534
8		1:56.755	45.046	38.937	32.772	194.5	15:43.289
9		1:59.739	44.985	40.351	34.403	197.0	17:43.028
10		1:59.467	46.169	39.646	33.652	189.8	19:42.495

27 — Victor Garrido Gonzalez — SUZUKI SWIFT CUP

2 — CLUB JARAMA SPORT

Vta.	D	Tiempo	Sector 1	Sector 2	Sector 3	V. Max.	Elapsed
1		2:20.512	1:00.553	44.514	35.445	152.5	2:20.512
2		2:10.339	49.190	45.425	35.724	171.4	4:30.851
3		2:07.289	48.570	43.668	35.051	168.4	6:38.140
4		2:08.529	48.482	44.496	35.551	173.9	8:46.669
5		2:06.668	48.026	43.495	35.147	174.7	10:53.337
6		2:07.829	48.263	44.004	35.562	171.9	13:01.166
7		2:08.948	48.839	44.456	35.653	173.9	15:10.114
8		2:07.708	48.717	43.552	35.439	174.1	17:17.822
9		2:07.815	49.066	43.683	35.066	163.8	19:25.637

29 — Ruben Gonzalez Checa — TOYOTA AYGO

CKV — C.D.E. ULTIMA VUELTA

Vta.	D	Tiempo	Sector 1	Sector 2	Sector 3	V. Max.	Elapsed
1		2:36.682	1:09.497	48.091	39.094	146.7	2:36.682
2		2:17.710	52.232	47.457	38.021	155.1	4:54.392
3		2:18.137	52.098	48.091	37.948	154.9	7:12.529
4		2:17.032	51.720	47.125	38.187	156.2	9:29.561
5		2:18.297	52.577	47.837	37.883	159.5	11:47.858
6		2:17.540	51.948	47.762	37.830	155.6	14:05.398
7		2:17.355	51.837	47.518	38.000	155.8	16:22.753
8		2:17.955	52.295	47.555	38.105	154.7	18:40.708
9		2:18.003	51.988	47.813	38.202	154.5	20:58.711

31 — Alberto Gonzalez Checa — TOYOTA AYGO

2 — C.D.E. ULTIMA VUELTA

Vta.	D	Tiempo	Sector 1	Sector 2	Sector 3	V. Max.	Elapsed
1		2:39.804	1:14.213	47.735	37.856	148.7	2:39.804
2		2:19.058	52.504	47.955	38.599	157.4	4:58.862
3		2:17.525	52.117	47.724	37.684	149.7	7:16.387
4		2:19.171	52.348	48.267	38.556	157.4	9:35.558
5		2:22.643	55.172	48.514	38.957	154.0	11:58.201
6		2:18.667	52.285	48.086	38.296	155.1	14:16.868
7		2:18.804	52.578	48.141	38.085	151.4	16:35.672
8		2:18.115	52.343	47.920	37.852	149.3	18:53.787
9		2:20.489	54.236	47.880	38.373	149.1	21:14.276

33 — Gonzalez Suarez - Sainz Dochado — PEUGEOT 309 GTI

EN-2 — C.D.E. ULTIMA VUELTA

Vta.	D	Tiempo	Sector 1	Sector 2	Sector 3	V. Max.	Elapsed
1		2:37.821	1:13.538	46.756	37.527	146.1	2:37.821
2		2:17.572	53.060	47.062	37.450	166.6	4:55.393
3		2:16.070	52.129	46.271	37.670	167.7	7:11.463
4		2:15.041	51.344	45.806	37.891	169.8	9:26.504
5		2:15.618	51.537	45.931	38.150	170.0	11:42.122
6		2:15.864	51.889	45.699	38.276	168.2	13:57.986
7		2:17.040	52.821	46.190	38.029	167.7	16:15.026
8		2:18.166	53.725	46.665	37.776	171.7	18:33.192
9		2:17.137	52.010	46.484	38.643	167.1	20:50.329

34 — Diego Villanueva Capote — CITROEN SAXO VTS

JRS — VSR eSports

Vta.	D	Tiempo	Sector 1	Sector 2	Sector 3	V. Max.	Elapsed
1		2:21.106	1:01.156	44.235	35.715	157.2	2:21.106
2		2:06.879	48.265	43.005	35.609	174.1	4:27.985
3		2:07.313	48.653	43.119	35.541	173.3	6:35.298
4		2:08.502	49.086	43.635	35.781	174.4	8:43.800
5		2:07.844	48.852	43.236	35.756	173.3	10:51.644
6		2:08.853	49.293	43.553	36.007	173.6	13:00.497
7		2:08.498	49.289	43.649	35.560	173.9	15:08.995
8		2:07.330	48.167	43.299	35.864	173.3	17:16.325
9		2:07.925	48.987	43.125	35.813	170.8	19:24.250

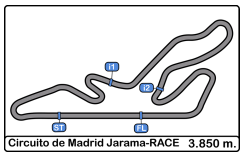

Circuito de Madrid Jarama - RACE

División 1

2ª Carrera

Tiempos Por Vuelta

35 — Oscar Montalvo Fabeiro — CITROEN SAXO VTS — JRS — CLUB JARAMA SPORT

Vta.	D	Tiempo	Sector 1	Sector 2	Sector 3	V. Max.	Elapsed
1		2:22.301	1:02.525	43.781	35.995	160.0	2:22.301
2		2:07.802	48.472	43.429	35.901	178.2	4:30.103
3		2:07.829	48.312	43.568	35.949	176.7	6:37.932
4		2:08.200	48.713	43.517	35.970	176.4	8:46.132
5		2:20.820	1:01.023	43.267	36.530	178.8	11:06.952
6		2:07.958	48.811	43.475	35.672	174.7	13:14.910
7		2:09.682	48.726	44.244	36.712	175.8	15:24.592
8		2:09.635	49.446	43.906	36.283	174.7	17:34.227
9		2:09.512	48.825	43.944	36.743	177.0	19:43.739

36 — Miguel Angel Gonzalez Rol — CITROEN SAXO VTS — JRS — C.D.E. ULTIMA VUELTA

Vta.	D	Tiempo	Sector 1	Sector 2	Sector 3	V. Max.	Elapsed
1		2:23.887	1:02.769	45.327	35.791	156.9	2:23.887
2		2:09.800	49.848	44.130	35.822	173.3	4:33.687
3		2:09.520	49.344	44.157	36.019	173.0	6:43.207
4		2:10.019	49.429	44.306	36.284	171.9	8:53.226
5		2:10.087	50.106	44.004	35.977	173.3	11:03.313
6		2:09.966	49.182	44.402	36.382	175.3	13:13.279
7		2:10.523	49.633	44.518	36.372	173.0	15:23.802
8		2:09.855	49.727	43.926	36.202	172.5	17:33.657
9		2:09.784	48.861	44.048	36.875	173.6	19:43.441

37 — Alberto Lazaro Barrasa — CITROEN SAXO VTS — JRS — C.D.E. ULTIMA VUELTA

Vta.	D	Tiempo	Sector 1	Sector 2	Sector 3	V. Max.	Elapsed
1		2:17.449	59.316	42.818	35.315	164.6	2:17.449
2		2:05.666	47.846	42.770	35.050	175.3	4:23.115
3		2:05.728	48.005	42.589	35.134	178.5	6:28.843
4		2:05.951	48.219	42.587	35.145	177.3	8:34.794
5		2:06.425	48.101	43.113	35.211	178.5	10:41.219
6		2:05.773	47.924	42.666	35.183	178.8	12:46.992
7		2:06.137	48.074	42.795	35.268	177.3	14:53.129
8		2:06.329	48.102	42.857	35.370	176.1	16:59.458
9		2:05.917	48.001	42.735	35.181	177.3	19:05.375
10		2:06.381	47.982	42.926	35.473	177.6	21:11.756

39 — Javier Parrilla Gonzalez — TOYOTA AYGO — 2 — EFICAR TEAM

Vta.	D	Tiempo	Sector 1	Sector 2	Sector 3	V. Max.	Elapsed

40 — Julian Mazuecos Fernandez — CITROEN SAXO VTS — JRS — A.D. CLEMENTE ARROYO

Vta.	D	Tiempo	Sector 1	Sector 2	Sector 3	V. Max.	Elapsed
1		2:14.924	57.519	42.434	34.971	164.6	2:14.924
2		2:05.015	47.671	42.429	34.915	178.5	4:19.939
3		2:06.066	48.549	42.387	35.130	179.4	6:26.005
4		2:05.153	47.705	42.348	35.100	178.5	8:31.158
5		2:04.957	47.595	42.237	35.125	180.3	10:36.115
6		2:04.734	47.524	42.216	34.994	178.8	12:40.849
7		2:05.616	47.761	42.669	35.186	179.4	14:46.465
8		2:05.661	47.679	42.440	35.542	178.8	16:52.126
9		2:05.316	47.711	42.557	35.048	177.9	18:57.442
10		2:05.473	47.775	42.434	35.264	178.8	21:02.915

41 — Alexander Villanueva Brox — CITROEN SAXO VTS — JRS — VSR eSports

Vta.	D	Tiempo	Sector 1	Sector 2	Sector 3	V. Max.	Elapsed
1		2:17.571	59.001	42.888	35.682	164.1	2:17.571
2		2:06.794	48.456	43.066	35.272	176.1	4:24.365
3		2:07.384	48.787	43.083	35.514	176.1	6:31.749
4		2:06.987	48.408	42.928	35.651	176.1	8:38.736
5		2:06.664	48.376	42.892	35.396	177.0	10:45.400
6		2:06.596	48.418	42.905	35.273	175.6	12:51.996
7		2:06.655	48.320	43.038	35.297	175.0	14:58.651
8		2:07.304	48.495	43.423	35.386	173.9	17:05.955
9		2:06.707	48.492	42.914	35.301	175.3	19:12.662
10		2:06.801	48.546	42.798	35.457	174.7	21:19.463

42 — Ignacio J. Leirana Castillo — CITROEN SAXO SPORT — 3 — IGNACIO J. LEIRANA CASTILLO

Vta.	D	Tiempo	Sector 1	Sector 2	Sector 3	V. Max.	Elapsed
1		1:59.068	49.044	38.076	31.948	173.3	1:59.068
2		1:53.863	43.915	38.154	31.794	192.8	3:52.931
3		1:54.049	43.666	38.348	32.035	193.2	5:46.980
4		1:54.472	44.005	38.501	31.966	191.4	7:41.452
5		1:54.771	43.945	38.412	32.414	189.4	9:36.223
6		1:57.027	45.443	39.493	32.091	191.8	11:33.250
7		1:56.682	44.863	39.474	32.345	185.5	13:29.932
8		1:54.129	44.237	38.114	31.778	192.5	15:24.061
9		1:54.598	44.110	38.520	31.968	188.1	17:18.659
10		1:58.408	44.648	40.145	33.615	184.6	19:17.067

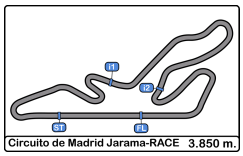

Circuito de Madrid Jarama - RACE

División 1

2ª Carrera

Tiempos Por Vuelta

43 — Christian Garcia Garcia — HONDA CIVIC 1.6

3 — EFICAR TEAM

Vta.	D	Tiempo	Sector 1	Sector 2	Sector 3	V. Max.	Elapsed
1		2:07.273	52.731	41.223	33.319	160.0	2:07.273
2		2:00.485	46.413	40.781	33.291	180.9	4:07.758
3		1:59.759	45.659	40.722	33.378	181.2	6:07.517
4		1:59.761	45.417	41.133	33.211	178.5	8:07.278
5		1:59.228	45.752	40.571	32.905	182.4	10:06.506
6		1:58.939	45.427	40.312	33.200	181.5	12:05.445
7		2:02.027	47.134	40.665	34.228	166.9	14:07.472
8		2:00.933	46.567	41.066	33.300	173.6	16:08.405
9		2:00.525	46.243	40.973	33.309	181.5	18:08.930
10		2:00.042	45.648	40.774	33.620	180.9	20:08.972

44 — Stefano Bozzoni — BMW E36

EN-3 — C.D.E. ULTIMA VUELTA

Vta.	D	Tiempo	Sector 1	Sector 2	Sector 3	V. Max.	Elapsed
1		3:23.710	2:08.615	41.047	34.048	100.4	3:23.710
2		2:02.553	47.062	40.940	34.551	191.1	5:26.263
3		2:02.607	46.798	41.062	34.747	186.5	7:28.870
4		2:03.863	46.868	42.053	34.942	189.4	9:32.733
5		2:03.900	47.933	41.801	34.166	191.8	11:36.633
6		2:01.780	46.639	40.852	34.289	194.2	13:38.413
7		2:02.101	46.685	40.705	34.711	193.5	15:40.514
8		2:02.316	46.387	41.725	34.204	197.4	17:42.830
9		2:01.532	46.074	41.127	34.331	194.9	19:44.362

45 — Guillermo Paz De Sierra — TOYOTA AYGO

CKV — RASANTE SPORT

Vta.	D	Tiempo	Sector 1	Sector 2	Sector 3	V. Max.	Elapsed
1		2:37.504	1:10.720	48.332	38.452	150.0	2:37.504
2		2:20.323	54.094	47.930	38.299	157.8	4:57.827
3		2:18.209	52.167	47.745	38.297	156.0	7:16.036
4		2:19.823	52.683	48.632	38.508	156.7	9:35.859
5		2:22.149	52.280	50.417	39.452	158.5	11:58.008
6		2:18.775	52.221	48.000	38.554	156.2	14:16.783
7		2:21.012	53.919	48.613	38.480	151.2	16:37.795
8		2:19.099	52.413	47.969	38.717	154.2	18:56.894
9		2:19.874	52.591	48.488	38.795	154.0	21:16.768

46 — Deogracias Milan Cano — CITROEN SAXO VTS

JRS — C.D.E. ULTIMA VUELTA

Vta.	D	Tiempo	Sector 1	Sector 2	Sector 3	V. Max.	Elapsed
1		2:19.248	1:00.031	43.488	35.729	163.1	2:19.248
2		2:07.464	48.335	43.320	35.809	174.7	4:26.712
3		2:08.317	49.229		2:44.126	173.6	6:35.029
4		2:08.319	48.964	43.481	35.874	170.3	8:43.348
5		2:08.250	49.141	43.107	36.002	174.1	10:51.598
6		2:08.796	49.255	43.425	36.116	170.6	13:00.394
7		2:08.896	49.049	43.572	36.275	171.1	15:09.290
8		2:07.810	48.552	43.313	35.945	171.1	17:17.100
9		2:08.208	49.249		2:44.153	174.7	19:25.308

48 — Carlota Villanueva Jimenez — CITROEN SAXO VTS

JRS — VSR eSports

Vta.	D	Tiempo	Sector 1	Sector 2	Sector 3	V. Max.	Elapsed
1		2:26.451	1:03.802	45.459	37.190	158.3	2:26.451
2		2:12.720	50.456	45.223	37.041	172.5	4:39.171
3		2:13.564	50.651	45.649	37.264	171.9	6:52.735
4		2:12.280	50.161	45.218	36.901	172.2	9:05.015
5		2:11.372	49.643	44.985	36.744	174.4	11:16.387
6		2:11.897	49.855	45.009	37.033	172.8	13:28.284
7		2:14.717	50.882	45.917	37.918	173.0	15:43.001
8		2:10.794	49.703	44.607	36.484	174.7	17:53.795
9		2:09.979	49.371	44.448	36.160	174.7	20:03.774

49 — Javier Conejero Gines — TOYOTA AYGO

2 — ESCUDERIA CIUDAD DE PLASENCIA

Vta.	D	Tiempo	Sector 1	Sector 2	Sector 3	V. Max.	Elapsed
1		2:36.840	1:09.144	48.183	39.513	146.9	2:36.840
2		2:18.410	52.767	47.397	38.246	152.3	4:55.250
3		2:17.854	52.623	47.410	37.821	155.3	7:13.104
4		2:16.761	51.588	47.254	37.919	156.9	9:29.865
5		2:19.170	53.409	47.858	37.903	156.9	11:49.035
6		2:18.151	51.899	47.891	38.361	153.6	14:07.186
7		2:17.678	52.231	47.394	38.053	154.7	16:24.864
8		2:17.097	51.800	47.349	37.948	155.1	18:41.961
9		2:16.987	51.717	47.316	37.954	154.9	20:58.948

51 — Adrian Martinez Pérez — CITROEN SAXO VTS

JRS — ESCUDERIA CENTRO

Vta.	D	Tiempo	Sector 1	Sector 2	Sector 3	V. Max.	Elapsed
1		2:34.587	1:12.436	45.518	36.633	159.5	2:34.587
2		2:11.599	50.545	44.684	36.370	170.8	4:46.186
3		2:10.767	49.994	44.478	36.295	170.8	6:56.953
4		2:10.884	50.185	44.377	36.322	171.4	9:07.837
5		2:09.998	49.630	44.181	36.187	173.0	11:17.835
6		2:10.656	49.431	44.490	36.735	172.5	13:28.491
7		2:10.750	50.156	44.175	36.419	173.6	15:39.241
8		2:11.569	50.135	45.131	36.303	170.0	17:50.810
9		2:10.750	50.079	44.438	36.233	172.5	20:01.560

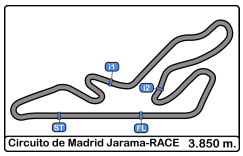

Circuito de Madrid Jarama - RACE

División 1

2ª Carrera

Análisis

Vta 1

Num	T. Vta.	Dif
42	1:59.068	
5	1:59.810	00.742
26	2:02.258	03.190
9	2:04.203	05.135
16	2:06.462	07.394
43	2:07.273	08.205
7	2:07.984	08.916
19	2:08.463	09.395
12	2:09.326	10.258
4	2:12.067	12.999
40	2:14.924	15.856
14	2:15.866	16.798
25	2:16.030	16.962
37	2:17.449	18.381
41	2:17.571	18.503
13	2:17.859	18.791
46	2:19.248	20.180
27	2:20.512	21.444
34	2:21.106	22.038
6	2:21.679	22.611
35	2:22.301	23.233
22	2:22.601	23.533
36	2:23.887	24.819
48	2:26.451	27.383
24	2:32.786	33.718
21	2:33.733	34.665
20	2:34.562	35.494
51	2:34.587	35.519
29	2:36.682	37.614
49	2:36.840	37.772
23	2:37.004	37.936
45	2:37.504	38.436
33	2:37.821	38.753
8	2:39.524	40.456
31	2:39.804	40.736
18	2:41.408	42.340
44	3:23.710	1:24.642

Vta 2

Num	T. Vta.	Dif
42	1:53.863	
5	1:55.287	02.166
26	1:57.326	06.653
9	1:57.694	08.966
7	1:58.666	13.719
16	2:00.878	14.409
43	2:00.485	14.827
19	1:59.822	15.354
12	2:00.247	16.642
4	2:01.725	20.861
40	2:05.015	27.008
25	2:04.093	27.192
14	2:05.724	28.659
37	2:05.666	30.184
41	2:06.794	31.434
13	2:06.627	31.555
46	2:07.464	33.781
34	2:06.879	35.054
6	2:06.752	35.500
35	2:07.802	37.172
27	2:10.339	37.920
22	2:08.793	38.463
36	2:09.800	40.756
48	2:12.720	46.240
24	2:07.296	47.151
51	2:11.599	53.255
21	2:18.190	58.992
20	2:18.166	59.797
29	2:17.710	1:01.461
49	2:18.410	1:02.319
33	2:17.572	1:02.462
23	2:19.934	1:04.007
45	2:20.323	1:04.896
31	2:19.058	1:05.931
8	2:19.891	1:06.484
18	2:18.522	1:06.999
44	2:02.553	1:33.332

Vta 3

Num	T. Vta.	Dif
42	1:54.049	
5	1:56.435	04.552
26	1:57.535	10.139
9	1:57.882	12.799
7	1:56.343	16.013
16	1:59.593	19.953
43	1:59.759	20.537
19	1:59.577	20.882
12	1:59.965	22.558
4	2:01.452	28.264
25	2:04.828	37.971
40	2:06.066	39.025
14	2:05.160	39.770
37	2:05.728	41.863
13	2:04.573	42.079
41	2:07.384	44.769
46	2:08.317	48.049
34	2:07.313	48.318
6	2:07.608	49.059
35	2:07.829	50.952
27	2:07.289	51.160
22	2:07.835	52.249
36	2:09.520	56.227
24	2:07.904	1:01.006
48	2:13.564	1:05.755
51	2:10.767	1:09.973
21	2:17.856	1:22.799
20	2:17.762	1:23.510
33	2:16.070	1:24.483
29	2:18.137	1:25.549
49	2:17.854	1:26.124
23	2:17.995	1:27.953
45	2:18.209	1:29.056
31	2:17.525	1:29.407
8	2:19.771	1:32.206
18	2:19.548	1:32.498
44	2:02.607	1:41.890

Vta 4

Num	T. Vta.	Dif
42	1:54.472	
5	1:55.913	05.993
26	1:56.150	11.817
9	1:57.986	16.313
7	1:56.380	17.921
16	1:59.272	24.753
43	1:59.761	25.826
19	1:59.848	26.258
12	2:00.244	28.330
4	2:02.206	35.998
25	2:05.225	48.724
40	2:05.153	49.706
14	2:05.094	50.392
37	2:05.951	53.342
13	2:06.239	53.846
41	2:06.987	57.284
46	2:08.319	1:01.896
34	2:08.502	1:02.348
35	2:08.200	1:04.680
6	2:10.243	1:04.830
27	2:08.529	1:05.217
22	2:08.088	1:05.865
36	2:10.019	1:11.774
24	2:05.962	1:12.496
48	2:12.280	1:23.563
51	2:10.884	1:26.385
33	2:15.041	1:45.052
21	2:18.077	1:46.404
20	2:18.595	1:47.633
29	2:17.032	1:48.109
49	2:16.761	1:48.413
44	2:03.863	1:51.281
23	2:18.280	1:51.761
31	2:19.171	1:54.106
45	2:19.823	1:54.407

Vta 5

Num	T. Vta.	Dif
42	1:54.771	
8	2:20.718	1 Lap
18	2:20.883	1 Lap
5	1:55.425	06.647
26	1:55.980	13.026
9	1:58.190	19.732
7	1:57.175	20.325
16	1:59.203	29.185
43	1:59.228	30.283
19	1:59.914	31.401
12	2:00.052	33.611
4	2:01.539	42.766
25	2:04.658	58.611
40	2:04.957	59.892
14	2:05.397	1:01.018
13	2:04.739	1:03.814
37	2:06.425	1:04.996
41	2:06.664	1:09.177
46	2:08.250	1:15.375
34	2:07.844	1:15.421
6	2:06.630	1:16.689
27	2:06.668	1:17.114
22	2:07.197	1:18.291
24	2:08.435	1:26.160
36	2:10.087	1:27.090
35	2:20.820	1:30.729
48	2:11.372	1:40.164
51	2:09.998	1:41.612

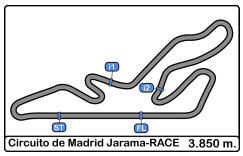

Circuito de Madrid Jarama - RACE

División 1

2ª Carrera

Análisis

Vta 6

Num	T. Vta.	Dif
42	1:57.027	
44	2:03.900	1 Lap
5	1:57.340	06.960
33	2:15.618	1 Lap
21	2:17.429	1 Lap
20	2:18.539	1 Lap
29	2:18.297	1 Lap
26	1:59.599	15.598
49	2:19.170	1 Lap
7	1:57.889	21.187
9	2:00.520	23.225
45	2:22.149	1 Lap
31	2:22.643	1 Lap
8	2:20.967	1 Lap
18	2:21.368	1 Lap
23	2:30.524	1 Lap
16	1:59.129	31.287
43	1:58.939	32.195
19	1:59.494	33.868
12	2:00.143	36.727
4	2:01.547	47.286
25	2:04.888	1:06.472
40	2:04.734	1:07.599
14	2:04.772	1:08.763
13	2:03.864	1:10.651
37	2:05.773	1:13.742
41	2:06.596	1:18.746
46	2:08.796	1:27.144
34	2:08.853	1:27.247
6	2:07.816	1:27.478
27	2:07.829	1:27.916
22	2:07.588	1:28.852
24	2:06.857	1:35.990
36	2:09.966	1:40.029
35	2:07.958	1:41.660
48	2:11.897	1:55.034
51	2:10.656	1:55.241

Vta 7

Num	T. Vta.	Dif
42	1:56.682	
5	1:53.956	04.234
44	2:01.780	1 Lap
26	1:57.686	16.602
7	1:57.438	21.943
33	2:15.864	1 Lap
9	2:01.798	28.341
21	2:17.073	1 Lap
16	1:59.991	34.596
29	2:17.540	1 Lap
49	2:18.151	1 Lap
43	2:02.027	37.540
20	2:20.001	1 Lap
19	2:02.962	40.148
12	2:00.550	40.595
45	2:18.775	1 Lap
31	2:18.667	1 Lap
8	2:19.831	1 Lap
18	2:20.106	1 Lap
4	2:01.360	51.964
23	2:33.707	1 Lap
25	2:05.676	1:15.466
40	2:05.616	1:16.533
14	2:04.997	1:17.078
13	2:04.009	1:17.978
37	2:06.137	1:23.197
41	2:06.655	1:28.719
34	2:08.498	1:39.063
46	2:08.896	1:39.358
6	2:09.105	1:39.901
27	2:08.948	1:40.182
22	2:08.601	1:40.771
24	2:05.791	1:45.099
36	2:10.523	1:53.870

Vta 8

Num	T. Vta.	Dif
42	1:54.129	
35	2:09.682	1 Lap
5	1:54.390	04.495
51	2:10.750	1 Lap
44	2:02.101	1 Lap
48	2:14.717	1 Lap
26	1:56.755	19.228
7	1:57.041	24.855
9	1:58.464	32.676
16	2:00.298	40.765
43	2:00.933	44.344
19	2:01.453	47.472
12	2:01.357	47.823
33	2:17.040	1 Lap
21	2:17.428	1 Lap
29	2:17.355	1 Lap
49	2:17.678	1 Lap
4	2:03.441	1:01.276
20	2:18.546	1 Lap
31	2:18.804	1 Lap
45	2:21.012	1 Lap
8	2:19.479	1 Lap
18	2:18.937	1 Lap
40	2:05.661	1:28.065
14	2:05.430	1:28.379
25	2:07.639	1:28.976
13	2:05.507	1:29.356
37	2:06.329	1:35.397
41	2:07.304	1:41.894
34	2:07.330	1:52.264
46	2:07.810	1:53.039
6	2:07.651	1:53.423
27	2:07.708	1:53.761

Vta 9

Num	T. Vta.	Dif
42	1:54.598	
22	2:07.988	1 Lap
24	2:06.370	1 Lap
5	1:55.537	05.434
36	2:09.855	1 Lap
35	2:09.635	1 Lap
44	2:02.316	1 Lap
26	1:59.739	24.369
7	1:58.152	28.409
51	2:11.569	1 Lap
48	2:10.794	1 Lap
9	2:06.388	44.466
16	1:59.682	45.849
43	2:00.525	50.271
19	1:59.811	52.685
12	1:59.907	53.132
4	2:01.650	1:08.328
33	2:18.166	1 Lap
23	3:55.963	2 Laps
21	2:17.345	1 Lap
29	2:17.955	1 Lap
49	2:17.097	1 Lap
20	2:18.119	1 Lap
31	2:18.115	1 Lap
45	2:19.099	1 Lap
40	2:05.316	1:38.783
14	2:05.637	1:39.418
25	2:05.425	1:39.803
13	2:06.508	1:41.266
8	2:20.148	1 Lap
18	2:20.251	1 Lap
37	2:05.917	1:46.716
41	2:06.707	1:54.003

Vta 10

Num	T. Vta.	Dif
42	1:58.408	
5	1:59.811	06.837
34	2:07.925	1 Lap
46	2:08.208	1 Lap
27	2:07.815	1 Lap
6	2:08.968	1 Lap
24	2:05.743	1 Lap
22	2:09.163	1 Lap
26	1:59.467	25.428
36	2:09.784	1 Lap
35	2:09.512	1 Lap
44	2:01.532	1 Lap
7	1:58.110	28.111
51	2:10.750	1 Lap
48	2:09.979	1 Lap
16	1:59.313	46.754
9	2:02.178	48.236
43	2:00.042	51.905
19	1:59.093	53.370
12	1:59.464	54.188
4	2:00.961	1:10.881
33	2:17.137	1 Lap
21	2:17.281	1 Lap
29	2:18.003	1 Lap
49	2:16.987	1 Lap
20	2:18.306	1 Lap
40	2:05.473	1:45.848
25	2:04.716	1:46.111
14	2:05.589	1:46.599
13	2:04.093	1:46.951
23	2:30.913	2 Laps
37	2:06.381	1:54.689
31	2:20.489	1 Lap
45	2:19.874	1 Lap
8	2:19.008	1 Lap
41	2:06.801	2:02.396
18	2:18.813	1 Lap

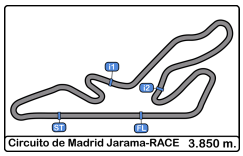

Circuito de Madrid Jarama - RACE

División 1

2ª Carrera

Mejores Sectores

	Sector - 1			Sector - 2			Sector - 3			Vuelta Ideal vs Mejor Vuelta					
Clas	Nº	Piloto	Tiempo	Nº	Piloto	Tiempo	Nº	Piloto	Tiempo	Clas	Nº	Piloto	Vta. Ideal	Mejor Vta.	Clas
1	42	Ignacio J. Leirana Castillo	43.666	42	Ignacio J. Leirana Castillo	38.076	5	Alvaro Villanueva Capote	31.747	1	42	Ignacio J. Leirana Castillo	1:53.520	1:53.863	1
2	5	Alvaro Villanueva Capote	43.933	5	Alvaro Villanueva Capote	38.276	42	Ignacio J. Leirana Castillo	31.778	2	5	Alvaro Villanueva Capote	1:53.956	1:53.956	2
3	7	Jaime Cela Talavera	44.210	26	Angel Lafuente Lopez	38.691	7	Jaime Cela Talavera	32.432	3	7	Jaime Cela Talavera	1:55.794	1:56.343	4
4	26	Angel Lafuente Lopez	44.604	7	Jaime Cela Talavera	39.152	26	Angel Lafuente Lopez	32.514	4	26	Angel Lafuente Lopez	1:55.809	1:55.980	3
5	9	Santiago Castilla Salinero	45.023	9	Santiago Castilla Salinero	39.668	9	Santiago Castilla Salinero	32.643	5	9	Santiago Castilla Salinero	1:57.334	1:57.694	5
6	16	Eduardo Alonso De Pablo	45.374	19	Adrian Martin Abraldes	40.200	16	Eduardo Alonso De Pablo	32.894	6	16	Eduardo Alonso De Pablo	1:58.593	1:59.129	8
7	43	Christian Garcia Garcia	45.417	43	Christian Garcia Garcia	40.312	43	Christian Garcia Garcia	32.905	7	43	Christian Garcia Garcia	1:58.634	1:58.939	6
8	12	Jorge Vila Sainz	45.446	16	Eduardo Alonso De Pablo	40.325	19	Adrian Martin Abraldes	32.934	8	19	Adrian Martin Abraldes	1:58.887	1:59.093	7
9	19	Adrian Martin Abraldes	45.753	12	Jorge Vila Sainz	40.695	12	Jorge Vila Sainz	33.279	9	12	Jorge Vila Sainz	1:59.420	1:59.464	9
10	44	Stefano Bozzoni	46.074	44	Stefano Bozzoni	40.705	4	Escolar Avarez - Vigara Tena	33.603	10	4	Escolar Avarez - Vigara Tena	2:00.691	2:00.961	10
11	4	Escolar Avarez - Vigara Tena	46.362	4	Escolar Avarez - Vigara Tena	40.726	44	Stefano Bozzoni	34.048	11	44	Stefano Bozzoni	2:00.827	2:01.532	11
12	13	Roberto Felix Moreno Cortes	47.099	13	Roberto Felix Moreno Cortes	41.935	13	Roberto Felix Moreno Cortes	34.480	12	13	Roberto Felix Moreno Cortes	2:03.514	2:03.864	12
13	25	Guillermo Del Moral Garcia	47.399	14	Agustin Arce Pi	42.158	25	Guillermo Del Moral Garcia	34.513	13	25	Guillermo Del Moral Garcia	2:04.093	2:04.093	13
14	14	Agustin Arce Pi	47.476	25	Guillermo Del Moral Garcia	42.181	14	Agustin Arce Pi	34.894	14	14	Agustin Arce Pi	2:04.528	2:04.772	15
15	40	Julian Mazuecos Fernandez	47.524	40	Julian Mazuecos Fernandez	42.216	40	Julian Mazuecos Fernandez	34.915	15	40	Julian Mazuecos Fernandez	2:04.655	2:04.734	14
16	37	Alberto Lazaro Barrasa	47.846	24	Ivan Lopez Gomez	42.483	24	Ivan Lopez Gomez	35.010	16	24	Ivan Lopez Gomez	2:05.404	2:05.743	17
17	24	Ivan Lopez Gomez	47.911	37	Alberto Lazaro Barrasa	42.587	37	Alberto Lazaro Barrasa	35.050	17	37	Alberto Lazaro Barrasa	2:05.483	2:05.666	16
18	27	Victor Garrido Gonzalez	48.026	6	Francisco Comendador Diaz-Maroto	42.787	27	Victor Garrido Gonzalez	35.051	18	41	Alexander Villanueva Brox	2:06.390	2:06.596	18
19	34	Diego Villanueva Capote	48.167	41	Alexander Villanueva Brox	42.798	41	Alexander Villanueva Brox	35.272	19	6	Francisco Comendador Diaz-Maroto	2:06.422	2:06.630	19
20	6	Francisco Comendador Diaz-Maroto	48.180	34	Diego Villanueva Capote	43.005	22	Javier Fraile Gonzalez	35.338	20	27	Victor Garrido Gonzalez	2:06.572	2:06.668	20
21	35	Oscar Montalvo Fabeiro	48.312	46	Deogracias Milan Cano	43.107	6	Francisco Comendador Diaz-Maroto	35.455	21	34	Diego Villanueva Capote	2:06.713	2:06.879	21
22	41	Alexander Villanueva Brox	48.320	22	Javier Fraile Gonzalez	43.211	34	Diego Villanueva Capote	35.541	22	22	Javier Fraile Gonzalez	2:06.898	2:07.197	22
23	46	Deogracias Milan Cano	48.335	35	Oscar Montalvo Fabeiro	43.267	35	Oscar Montalvo Fabeiro	35.672	23	46	Deogracias Milan Cano	2:07.171	2:07.464	23
24	22	Javier Fraile Gonzalez	48.349	27	Victor Garrido Gonzalez	43.495	46	Deogracias Milan Cano	35.729	24	35	Oscar Montalvo Fabeiro	2:07.251	2:07.802	24
25	36	Miguel Angel Gonzalez Rol	48.861	36	Miguel Angel Gonzalez Rol	43.926	36	Miguel Angel Gonzalez Rol	35.791	25	36	Miguel Angel Gonzalez Rol	2:08.578	2:09.520	25
26	48	Carlota Villanueva Jimenez	49.371	51	Adrian Martinez Pérez	44.175	48	Carlota Villanueva Jimenez	36.160	26	51	Adrian Martinez Pérez	2:09.793	2:09.998	27
27	51	Adrian Martinez Pérez	49.431	48	Carlota Villanueva Jimenez	44.448	51	Adrian Martinez Pérez	36.187	27	48	Carlota Villanueva Jimenez	2:09.979	2:09.979	26
28	33	Gonzalez Suarez - Sainz Dochado	51.344	33	Gonzalez Suarez - Sainz Dochado	45.699	33	Gonzalez Suarez - Sainz Dochado	37.450	28	33	Gonzalez Suarez - Sainz Dochado	2:14.493	2:15.041	28
29	49	Javier Conejero Gines	51.588	29	Ruben Gonzalez Checa	47.125	31	Alberto Gonzalez Checa	37.684	29	49	Javier Conejero Gines	2:16.663	2:16.761	29
30	21	Daniel Losada Iglesias	51.628	49	Javier Conejero Gines	47.254	21	Daniel Losada Iglesias	37.797	30	29	Ruben Gonzalez Checa	2:16.675	2:17.032	30
31	29	Ruben Gonzalez Checa	51.720	21	Daniel Losada Iglesias	47.411	20	Sergio Casalins Martinez	37.797	31	21	Daniel Losada Iglesias	2:16.836	2:17.073	31
32	23	Miguel Gonzalez Manzaneque	52.069	8	Miguel Garcia Salazar	47.648	49	Javier Conejero Gines	37.821	32	31	Alberto Gonzalez Checa	2:17.525	2:17.525	32
33	20	Sergio Casalins Martinez	52.102	31	Alberto Gonzalez Checa	47.724	29	Ruben Gonzalez Checa	37.830	33	20	Sergio Casalins Martinez	2:17.637	2:17.762	33
34	31	Alberto Gonzalez Checa	52.117	23	Miguel Gonzalez Manzaneque	47.736	23	Miguel Gonzalez Manzaneque	38.086	34	23	Miguel Gonzalez Manzaneque	2:17.891	2:17.995	34
35	45	Guillermo Paz De Sierra	52.167	20	Sergio Casalins Martinez	47.738	18	Oriol Gonzalez Morales	38.164	35	18	Oriol Gonzalez Morales	2:18.100	2:18.522	36
36	18	Oriol Gonzalez Morales	52.172	45	Guillermo Paz De Sierra	47.745	45	Guillermo Paz De Sierra	38.297	36	45	Guillermo Paz De Sierra	2:18.209	2:18.209	35
37	8	Miguel Garcia Salazar	52.412	18	Oriol Gonzalez Morales	47.764	8	Miguel Garcia Salazar	38.476	37	8	Miguel Garcia Salazar	2:18.536	2:19.008	37
38	39	Javier Parrilla Gonzalez	Transpo	39	Javier Parrilla Gonzalez	Transpo	39	Javier Parrilla Gonzalez	Transpo	38	39	Javier Parrilla Gonzalez	Transpo	Transpo	38

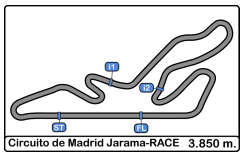

Circuito de Madrid Jarama - RACE

División 1

2ª Carrera

Secuencia Líder

Nº	Piloto	Concursante	Vehiculo	Cat	Vta. Inicio	Vta. Fin	Vtas	Total Vtas.
42	Ignacio J. Leirana Castillo	IGNACIO J. LEIRANA CASTILLO	CITROEN SAXO	3	1	**10**	10	10

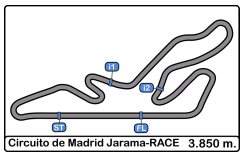

Circuito de Madrid Jarama - RACE
División 1
2ª Carrera
5 Mejores Tiempos

						Mejor 1		Mejor 2		Mejor 3		Mejor 4		Mejor 5	
Clas	**Nº**	**Piloto**	**Concursante**	**Vehiculo**	**Cat**	**Tiempo**	**Vta.**	**Tiempo**	**Vta.**	**Tiempo**	**Vta.**	**Tiempo**	**Vta.**	**Tiempo**	**Vta.**
1	**42**	Ignacio J. Leirana Castillo	IGNACIO J. LEIRANA CASTILLO	CITROEN SAXO	3	**1:53.863**	2	1:54.049	3	1:54.129	8	1:54.472	4	1:54.598	9
2	**5**	Alvaro Villanueva Capote	VSR eSports	BMW E36 325i	EN-3	**1:53.956**	7	1:54.390	8	1:55.287	2	1:55.425	5	1:55.537	9
3	**26**	Angel Lafuente Lopez	VSR eSports	BMW E36 325i	EN-3	**1:55.980**	5	1:56.150	4	1:56.755	8	1:57.326	2	1:57.535	3
4	**7**	Jaime Cela Talavera	RASANTE SPORT	CITROEN SAXO 1.6	3	**1:56.343**	3	1:56.380	4	1:57.041	8	1:57.175	5	1:57.438	7
5	**9**	Santiago Castilla Salinero	EFICAR TEAM	HYUNDAI GETZ 1.5 CRDi	3	**1:57.694**	2	1:57.882	3	1:57.986	4	1:58.190	5	1:58.464	8
6	**43**	Christian Garcia Garcia	EFICAR TEAM	HONDA CIVIC 1.6	3	**1:58.939**	6	1:59.228	5	1:59.759	3	1:59.761	4	2:00.042	10
7	**19**	Adrian Martin Abraldes	CLUB JARAMA SPORT	HYUNDAI GETZ 1.5 CRDi	3	**1:59.093**	10	1:59.494	6	1:59.577	3	1:59.811	9	1:59.822	2
8	**16**	Eduardo Alonso De Pablo	R A C E	HYUNDAI GETZ	3	**1:59.129**	6	1:59.203	5	1:59.272	4	1:59.313	10	1:59.593	3
9	**12**	Jorge Vila Sainz	C.D.E. NACIONAL -CNCC- DE CARRERA DE CAMIONES	HYUNDAI GETZ 1.5 CRDi	3	**1:59.464**	10	1:59.907	9	1:59.965	3	2:00.052	5	2:00.143	6
10	**4**	Escolar Avarez - Vigara Tena	EFICAR TEAM	BMW E36 325i	EN-3	**2:00.961**	10	2:01.360	7	2:01.452	3	2:01.539	5	2:01.547	6
11	**44**	Stefano Bozzoni	C.D.E. ULTIMA VUELTA	BMW E36	EN-3	**2:01.532**	9	2:01.780	6	2:02.101	7	2:02.316	8	2:02.553	2
12	**13**	Roberto Felix Moreno Cortes	C.D.E. NACIONAL -CNCC- DE CARRERA DE CAMIONES	HYUNDAI GETZ 1.5 CRDi	3	**2:03.864**	6	2:04.009	7	2:04.093	10	2:04.573	3	2:04.739	5
13	**25**	Guillermo Del Moral Garcia	CLUB JARAMA SPORT	HYUNDAI ACCENT	2	**2:04.093**	2	2:04.658	5	2:04.716	10	2:04.828	3	2:04.888	6
14	**40**	Julian Mazuecos Fernandez	A.D. CLEMENTE ARROYO	CITROEN SAXO VTS	JRS	**2:04.734**	6	2:04.957	5	2:05.015	2	2:05.153	4	2:05.316	9
15	**14**	Agustin Arce Pi	C.D.E. ULTIMA VUELTA	CITROEN SAXO VTS	JRS	**2:04.772**	6	2:04.997	7	2:05.094	4	2:05.160	3	2:05.397	5
16	**37**	Alberto Lazaro Barrasa	C.D.E. ULTIMA VUELTA	CITROEN SAXO VTS	JRS	**2:05.666**	2	2:05.728	3	2:05.773	6	2:05.917	9	2:05.951	4
17	**24**	Ivan Lopez Gomez	CLUB JARAMA SPORT	SUZUKI SWIFT SPORT	2	**2:05.743**	9	2:05.791	7	2:05.962	4	2:06.370	8	2:06.857	6
18	**41**	Alexander Villanueva Brox	VSR eSports	CITROEN SAXO VTS	JRS	**2:06.596**	6	2:06.655	7	2:06.664	5	2:06.707	9	2:06.794	2
19	**6**	Francisco Comendador Diaz-Maroto	C.D.E. DEYSCOM SPORT	CITROEN SAXO VTS	JRS	**2:06.630**	5	2:06.752	2	2:07.608	3	2:07.651	8	2:07.816	6
20	**27**	Victor Garrido Gonzalez	CLUB JARAMA SPORT	SUZUKI SWIFT CUP	2	**2:06.668**	5	2:07.289	3	2:07.708	8	2:07.815	9	2:07.829	6
21	**34**	Diego Villanueva Capote	VSR eSports	CITROEN SAXO VTS	JRS	**2:06.879**	2	2:07.313	3	2:07.330	8	2:07.844	5	2:07.925	9
22	**22**	Javier Fraile Gonzalez	VSR eSports	CITROEN SAXO VTS	JRS	**2:07.197**	5	2:07.588	6	2:07.835	3	2:07.988	8	2:08.088	4
23	**46**	Deogracias Milan Cano	C.D.E. ULTIMA VUELTA	CITROEN SAXO VTS	JRS	**2:07.464**	2	2:07.810	8	2:08.208	9	2:08.250	5	2:08.317	3
24	**35**	Oscar Montalvo Fabeiro	CLUB JARAMA SPORT	CITROEN SAXO VTS	JRS	**2:07.802**	2	2:07.829	3	2:07.958	6	2:08.200	4	2:09.512	9
25	**36**	Miguel Angel Gonzalez Rol	C.D.E. ULTIMA VUELTA	CITROEN SAXO VTS	JRS	**2:09.520**	3	2:09.784	9	2:09.800	2	2:09.855	8	2:09.966	6
26	**48**	Carlota Villanueva Jimenez	VSR eSports	CITROEN SAXO VTS	JRS	**2:09.979**	9	2:10.794	8	2:11.372	5	2:11.897	6	2:12.280	4
27	**51**	Adrian Martinez Pérez	ESCUDERIA CENTRO	CITROEN SAXO VTS	JRS	**2:09.998**	5	2:10.656	6	2:10.750	7	2:10.750	9	2:10.767	3
28	**33**	Gonzalez Suarez - Sainz Dochado	C.D.E. ULTIMA VUELTA	PEUGEOT 309 GTI	EN-2	**2:15.041**	4	2:15.618	5	2:15.864	6	2:16.070	3	2:17.040	7
29	**49**	Javier Conejero Gines	ESCUDERIA CIUDAD DE PLASENCIA	TOYOTA AYGO	2	**2:16.761**	4	2:16.987	9	2:17.097	8	2:17.678	7	2:17.854	3
30	**29**	Ruben Gonzalez Checa	C.D.E. ULTIMA VUELTA	TOYOTA AYGO	CKV	**2:17.032**	4	2:17.355	7	2:17.540	6	2:17.710	2	2:17.955	8
31	**21**	Daniel Losada Iglesias	MOTORISMO MAGAZINE S.L.	TOYOTA AYGO	CKV	**2:17.073**	6	2:17.281	9	2:17.345	8	2:17.428	7	2:17.429	5
32	**31**	Alberto Gonzalez Checa	C.D.E. ULTIMA VUELTA	TOYOTA AYGO	2	**2:17.525**	3	2:18.115	8	2:18.667	6	2:18.804	7	2:19.058	2
33	**20**	Sergio Casalins Martinez	MOTORISMO MAGAZINE S.L.	TOYOTA AYGO	CKV	**2:17.762**	3	2:18.119	8	2:18.166	2	2:18.306	9	2:18.539	5
34	**23**	Miguel Gonzalez Manzaneque	PARADINAS MOTORSPORT	TOYOTA AYGO	CKV	**2:17.995**	3	2:18.280	4	2:19.934	2	2:30.524	5	2:30.913	8
35	**45**	Guillermo Paz De Sierra	RASANTE SPORT	TOYOTA AYGO	CKV	**2:18.209**	3	2:18.775	6	2:19.099	8	2:19.823	4	2:19.874	9
36	**18**	Oriol Gonzalez Morales	ESCUDERIA CENTRO	TOYOTA AYGO	2	**2:18.522**	2	2:18.813	9	2:18.937	7	2:19.548	3	2:20.106	6
37	**8**	Miguel Garcia Salazar	LA RUINA RACING	TOYOTA AYGO	2	**2:19.008**	9	2:19.479	7	2:19.771	3	2:19.831	6	2:19.891	2
38	**39**	Javier Parrilla Gonzalez	EFICAR TEAM	TOYOTA AYGO	2										

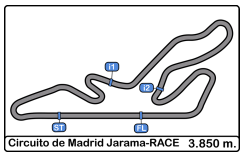

Circuito de Madrid Jarama - RACE
División 1
2ª Carrera
5 Mejores Velocidades

						Maxima 1		Maxima 2		Maxima 3		Maxima 4		Maxima 5		
Clas	Nº	Piloto	Concursante	Vehiculo	Cat	Km/h	Vta.	Km/h	Vta.	Km/h	Vta.	Km/h	Vta.	Km/h	Vta.	Media
1	7	Jaime Cela Talavera	RASANTE SPORT	CITROEN SAXO 1.6	3	**201.4**	2	201.1	4	201.1	5	201.1	9	199.6	8	200.8
2	26	Angel Lafuente Lopez	VSR eSports	BMW E36 325i	EN-3	**198.5**	5	197.8	6	197.0	4	197.0	9	195.6	3	197.2
3	44	Stefano Bozzoni	C.D.E. ULTIMA VUELTA	BMW E36	EN-3	**197.4**	8	194.9	9	194.2	6	193.5	7	191.8	5	194.4
4	5	Alvaro Villanueva Capote	VSR eSports	BMW E36 325i	EN-3	**196.0**	9	194.9	2	193.8	8	193.5	5	192.8	7	194.2
5	4	Escolar Avarez - Vigara Tena	EFICAR TEAM	BMW E36 325i	EN-3	**193.2**	2	193.2	6	191.8	4	188.8	5	188.1	10	191.0
6	42	Ignacio J. Leirana Castillo	IGNACIO J. LEIRANA CASTILLO	CITROEN SAXO	3	**193.2**	3	192.8	2	192.5	8	191.8	6	191.4	4	192.3
7	9	Santiago Castilla Salinero	EFICAR TEAM	HYUNDAI GETZ 1.5 CRDi	3	**190.1**	6	189.8	4	189.4	2	189.4	3	189.4	5	189.6
8	19	Adrian Martin Abraldes	CLUB JARAMA SPORT	HYUNDAI GETZ 1.5 CRDi	3	**189.4**	2	188.8	8	188.4	4	188.1	6	188.1	9	188.6
9	12	Jorge Vila Sainz	C.D.E. NACIONAL -CNCC- DE CARRERA DE CAMIONES	HYUNDAI GETZ 1.5 CRDi	3	**189.1**	9	188.1	10	187.8	8	186.2	2	185.2	3	187.3
10	16	Eduardo Alonso De Pablo	R A C E	HYUNDAI GETZ	3	**187.5**	3	187.5	7	187.5	10	186.8	4	186.5	8	187.1
11	43	Christian Garcia Garcia	EFICAR TEAM	HONDA CIVIC 1.6	3	**182.4**	5	181.5	6	181.5	9	181.2	3	180.9	2	181.5
12	40	Julian Mazuecos Fernandez	A.D. CLEMENTE ARROYO	CITROEN SAXO VTS	JRS	**180.3**	5	179.4	3	179.4	7	178.8	6	178.8	8	179.3
13	25	Guillermo Del Moral Garcia	CLUB JARAMA SPORT	HYUNDAI ACCENT	2	**180.0**	3	179.1	2	178.8	10	177.3	9	174.1	5	177.8
14	6	Francisco Comendador Diaz-Maroto	C.D.E. DEYSCOM SPORT	CITROEN SAXO VTS	JRS	**179.7**	5	178.8	2	178.5	9	177.3	4	176.7	8	178.2
15	24	Ivan Lopez Gomez	CLUB JARAMA SPORT	SUZUKI SWIFT SPORT	2	**179.1**	5	177.3	9	176.4	3	175.0	8	174.7	4	176.5
16	13	Roberto Felix Moreno Cortes	C.D.E. NACIONAL -CNCC- DE CARRERA DE CAMIONES	HYUNDAI GETZ 1.5 CRDi	3	**178.8**	8	175.3	4	175.3	10	174.4	5	173.9	7	175.5
17	35	Oscar Montalvo Fabeiro	CLUB JARAMA SPORT	CITROEN SAXO VTS	JRS	**178.8**	5	178.2	2	177.0	9	176.7	3	176.4	4	177.4
18	37	Alberto Lazaro Barrasa	C.D.E. ULTIMA VUELTA	CITROEN SAXO VTS	JRS	**178.8**	6	178.5	3	178.5	5	177.6	10	177.3	4	178.1
19	14	Agustin Arce Pi	C.D.E. ULTIMA VUELTA	CITROEN SAXO VTS	JRS	**177.3**	5	176.7	2	176.7	8	176.7	9	176.4	10	176.8
20	41	Alexander Villanueva Brox	VSR eSports	CITROEN SAXO VTS	JRS	**177.0**	5	176.1	2	176.1	3	176.1	4	175.6	6	176.2
21	22	Javier Fraile Gonzalez	VSR eSports	CITROEN SAXO VTS	JRS	**175.6**	6	175.3	4	174.7	7	171.9	8	171.1	3	173.7
22	36	Miguel Angel Gonzalez Rol	C.D.E. ULTIMA VUELTA	CITROEN SAXO VTS	JRS	**175.3**	6	173.6	9	173.3	2	173.3	5	173.0	3	173.7
23	27	Victor Garrido Gonzalez	CLUB JARAMA SPORT	SUZUKI SWIFT CUP	2	**174.7**	5	174.1	8	173.9	4	173.9	7	171.9	6	173.7
24	46	Deogracias Milan Cano	C.D.E. ULTIMA VUELTA	CITROEN SAXO VTS	JRS	**174.7**	2	174.7	9	174.1	5	173.6	3	171.1	7	173.6
25	48	Carlota Villanueva Jimenez	VSR eSports	CITROEN SAXO VTS	JRS	**174.7**	8	174.7	9	174.4	5	173.0	7	172.8	6	173.9
26	34	Diego Villanueva Capote	VSR eSports	CITROEN SAXO VTS	JRS	**174.4**	4	174.1	2	173.9	7	173.6	6	173.3	3	173.9
27	51	Adrian Martinez Pérez	ESCUDERIA CENTRO	CITROEN SAXO VTS	JRS	**173.6**	7	173.0	5	172.5	6	172.5	9	171.4	4	172.6
28	33	Gonzalez Suarez - Sainz Dochado	C.D.E. ULTIMA VUELTA	PEUGEOT 309 GTI	EN-2	**171.7**	8	170.0	5	169.8	4	168.2	6	167.7	3	169.5
29	29	Ruben Gonzalez Checa	C.D.E. ULTIMA VUELTA	TOYOTA AYGO	CKV	**159.5**	5	156.2	4	155.8	7	155.6	6	155.1	2	156.4
30	45	Guillermo Paz De Sierra	RASANTE SPORT	TOYOTA AYGO	CKV	**158.5**	5	157.8	2	156.7	4	156.2	6	156.0	3	157.1
31	18	Oriol Gonzalez Morales	ESCUDERIA CENTRO	TOYOTA AYGO	2	**158.1**	5	157.8	3	157.6	9	156.9	8	156.0	2	157.3
32	23	Miguel Gonzalez Manzaneque	PARADINAS MOTORSPORT	TOYOTA AYGO	CKV	**157.8**	5	156.5	4	156.0	3	155.6	2	143.4	1	153.9
33	31	Alberto Gonzalez Checa	C.D.E. ULTIMA VUELTA	TOYOTA AYGO	2	**157.4**	2	157.4	4	155.1	6	154.0	5	151.4	7	155.1
34	8	Miguel Garcia Salazar	LA RUINA RACING	TOYOTA AYGO	2	**157.2**	9	156.7	2	156.7	3	156.5	5	156.2	4	156.7
35	49	Javier Conejero Gines	ESCUDERIA CIUDAD DE PLASENCIA	TOYOTA AYGO	2	**156.9**	4	156.9	5	155.3	3	155.1	8	154.9	9	155.8
36	20	Sergio Casalins Martinez	MOTORISMO MAGAZINE S.L.	TOYOTA AYGO	CKV	**156.2**	7	155.8	5	155.3	8	154.9	2	154.7	4	155.4
37	21	Daniel Losada Iglesias	MOTORISMO MAGAZINE S.L.	TOYOTA AYGO	CKV	**154.5**	8	154.2	2	154.0	5	154.0	9	152.9	7	153.9
38	39	Javier Parrilla Gonzalez	EFICAR TEAM	TOYOTA AYGO	2	**148.1**	1									148.1

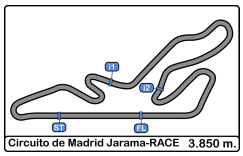

Circuito de Madrid Jarama - RACE

División 1

2ª Carrera

Secuencia Vueltas Rápidas

Vta	Hora Día	T Sesion	Nº	Piloto	Concursante	Vehiculo	Cat	Tlempo	Km/h
2	13:48:50.810	3:52.810	**42**	Ignacio J. Leirana Castillo	IGNACIO J. LEIRANA CASTILLO	CITROEN SAXO SPORT	3	**1:53.863**	121.7

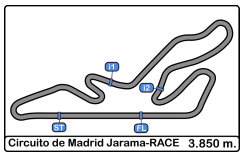

Circuito de Madrid Jarama - RACE
División 1
2ª Carrera
Mejor Máxima Velocidad del Evento

Cls	Nº	Piloto	Concursante	Vehiculo	Cat	Km/h	Sesión
1	23	Miguel Gonzalez Manzaneque	PARADINAS MOTORSPORT	TOYOTA AYGO	CKV	450.0	Entrenamiento cronometrado
2	21	Daniel Losada Iglesias	MOTORISMO MAGAZINE S.L.	TOYOTA AYGO	CKV	420.2	Entrenamiento cronometrado
3	29	Ruben Gonzalez Checa	C.D.E. ULTIMA VUELTA	TOYOTA AYGO	CKV	360.0	Entrenamiento cronometrado
4	20	Sergio Casalins Martinez	MOTORISMO MAGAZINE S.L.	TOYOTA AYGO	CKV	351.7	Entrenamiento cronometrado
5	47	Samuel Gomez Gomez	MOTORISMO MAGAZINE S.L.	TOYOTA AYGO	CKV	222.6	Entrenamiento cronometrado
6	7	Jaime Cela Talavera	RASANTE SPORT	CITROEN SAXO 1.6	3	203.3	1ª Carrera
7	44	Stefano Bozzoni	C.D.E. ULTIMA VUELTA	BMW E36	EN-3	199.2	1ª Carrera
8	43	Christian Garcia Garcia	EFICAR TEAM	HONDA CIVIC 1.6	3	199.2	1ª Carrera
9	26	Angel Lafuente Lopez	VSR eSports	BMW E36 325i	EN-3	198.5	2ª Carrera
10	42	Ignacio J. Leirana Castillo	IGNACIO J. LEIRANA CASTILLO	CITROEN SAXO	3	196.7	1ª Carrera
11	45	Guillermo Paz De Sierra	RASANTE SPORT	TOYOTA AYGO	CKV	196.3	Entrenamiento cronometrado
12	5	Alvaro Villanueva Capote	VSR eSports	BMW E36 325i	EN-3	196.0	2ª Carrera
13	4	Escolar Avarez - Vigara Tena	EFICAR TEAM	BMW E36 325i	EN-3	193.2	2ª Carrera
14	19	Adrian Martin Abraldes	CLUB JARAMA SPORT	HYUNDAI GETZ 1.5 CRDi	3	192.8	1ª Carrera
15	9	Santiago Castilla Salinero	EFICAR TEAM	HYUNDAI GETZ 1.5 CRDi	3	190.1	1ª Carrera
16	12	Jorge Vila Sainz	C.D.E. NACIONAL -CNCC- DE CARRERA DE CAMIONES	HYUNDAI GETZ 1.5 CRDi	3	189.1	2ª Carrera
17	16	Eduardo Alonso De Pablo	R A C E	HYUNDAI GETZ	3	188.4	Entrenamiento Libre
18	24	Ivan Lopez Gomez	CLUB JARAMA SPORT	SUZUKI SWIFT SPORT	2	180.9	1ª Carrera
19	41	Alexander Villanueva Brox	VSR eSports	CITROEN SAXO VTS	JRS	180.6	1ª Carrera
20	25	Guillermo Del Moral Garcia	CLUB JARAMA SPORT	HYUNDAI ACCENT	2	180.3	1ª Carrera
21	35	Oscar Montalvo Fabeiro	CLUB JARAMA SPORT	CITROEN SAXO VTS	JRS	180.3	1ª Carrera
22	51	Adrian Martinez Pérez	ESCUDERIA CENTRO	CITROEN SAXO VTS	JRS	180.3	1ª Carrera
23	40	Julian Mazuecos Fernandez	A.D. CLEMENTE ARROYO	CITROEN SAXO VTS	JRS	180.3	2ª Carrera
24	6	Francisco Comendador Diaz-Maroto	C.D.E. DEYSCOM SPORT	CITROEN SAXO VTS	JRS	179.7	2ª Carrera
25	37	Alberto Lazaro Barrasa	C.D.E. ULTIMA VUELTA	CITROEN SAXO VTS	JRS	179.4	1ª Carrera
26	13	Roberto Felix Moreno Cortes	C.D.E. NACIONAL -CNCC- DE CARRERA DE CAMIONES	HYUNDAI GETZ 1.5 CRDi	3	178.8	2ª Carrera
27	46	Deogracias Milan Cano	C.D.E. ULTIMA VUELTA	CITROEN SAXO VTS	JRS	177.9	1ª Carrera
28	36	Miguel Angel Gonzalez Rol	C.D.E. ULTIMA VUELTA	CITROEN SAXO VTS	JRS	177.9	1ª Carrera
29	14	Agustin Arce Pi	C.D.E. ULTIMA VUELTA	CITROEN SAXO VTS	JRS	177.3	2ª Carrera
30	22	Javier Fraile Gonzalez	VSR eSports	CITROEN SAXO VTS	JRS	176.4	1ª Carrera
31	34	Diego Villanueva Capote	VSR eSports	CITROEN SAXO VTS	JRS	176.1	1ª Carrera
32	27	Victor Garrido Gonzalez	CLUB JARAMA SPORT	SUZUKI SWIFT CUP	2	174.7	2ª Carrera
33	48	Carlota Villanueva Jimenez	VSR eSports	CITROEN SAXO VTS	JRS	174.7	2ª Carrera
34	33	Gonzalez Suarez - Sainz Dochado	C.D.E. ULTIMA VUELTA	PEUGEOT 309 GTI	EN-2	173.6	1ª Carrera
35	39	Javier Parrilla Gonzalez	EFICAR TEAM	TOYOTA AYGO	2	159.2	1ª Carrera
36	49	Javier Conejero Gines	ESCUDERIA CIUDAD DE PLASENCIA	TOYOTA AYGO	2	158.8	1ª Carrera
37	18	Oriol Gonzalez Morales	ESCUDERIA CENTRO	TOYOTA AYGO	2	158.1	1ª Carrera
38	31	Alberto Gonzalez Checa	C.D.E. ULTIMA VUELTA	TOYOTA AYGO	2	157.4	2ª Carrera
39	8	Miguel Garcia Salazar	LA RUINA RACING	TOYOTA AYGO	2	157.2	2ª Carrera

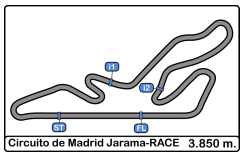

Circuito de Madrid Jarama - RACE

División 1

2ª Carrera

Cuentavueltas

VTA

Nr	Pos	Grid	1	2	3	4	5	6	7	8	9	10
42	**1**	42	42	42	42	42	42	42	42	42	42	42
5	**2**	5	5	5	5	5	5	5	5	5	5	5
26	**3**	26	26	26	26	26	26	26	26	26	26	26
16	**4**	16	9	9	9	9	9	7	7	7	7	7
9	**5**	9	16	7	7	7	7	9	9	9	9	16
43	**6**	43	43	16	16	16	16	16	16	16	16	9
19	**7**	19	7	43	43	43	43	43	43	43	43	43
12	**8**	12	19	19	19	19	19	19	19	19	19	19
7	**9**	7	12	12	12	12	12	12	12	12	12	12
44	**10**	44	4	4	4	4	4	4	4	4	4	4
4	**11**	4	40	40	25	25	25	25	25	40	40	40
25	**12**	25	14	25	40	40	40	40	40	14	14	25
13	**13**	13	25	14	14	14	14	14	14	25	25	14
40	**14**	40	37	37	37	37	13	13	13	13	13	13
14	**15**	14	41	41	13	13	37	37	37	37	37	37
41	**16**	41	13	13	41	41	41	41	41	41	41	41
27	**17**	27	46	46	46	46	46	46	34	34	34	
37	**18**	37	27	34	34	34	34	34	46	46	46	
22	**19**	22	34	6	6	35	6	6	6	6	27	
46	**20**	46	6	35	35	6	27	27	27	27	6	
35	**21**	35	35	27	27	27	22	22	22	22	24	
34	**22**	34	22	22	22	22	24	24	24	24	22	
6	**23**	6	36	36	36	36	36	36	36	36	36	
36	**24**	36	48	48	24	24	35	35	35	35	35	
51	**25**	51	24	24	48	48	48	48	51	44	44	
48	**26**	48	21	51	51	51	51	51	44	51	51	
33	**27**	33	20	21	21	33	44	44	48	48	48	
39	**28**	39	51	20	20	21	33	33	33	33	33	
21	**29**	21	29	29	33	20	21	21	21	21	21	
23	**30**	23	49	49	29	29	20	29	29	29	29	
20	**31**	20	23	33	49	49	29	49	49	49	49	
29	**32**	29	45	23	23	44	49	20	20	20	20	
49	**33**	49	33	45	45	23	45	45	31	31	31	
31	**34**	31	8	31	31	31	31	31	45	45	45	
45	**35**	45	31	8	8	45	8	8	8	8	8	
18	**36**	18	18	18	18	8	18	18	18	18	18	
8	**37**	8	44	44	44	18	23	23	23	23		
47	**38**	47										
24	**39**	24										

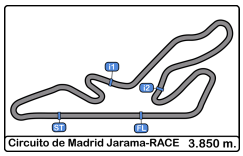

Circuito de Madrid Jarama - RACE

División 1

2ª Carrera

Cuentavueltas Gráfico

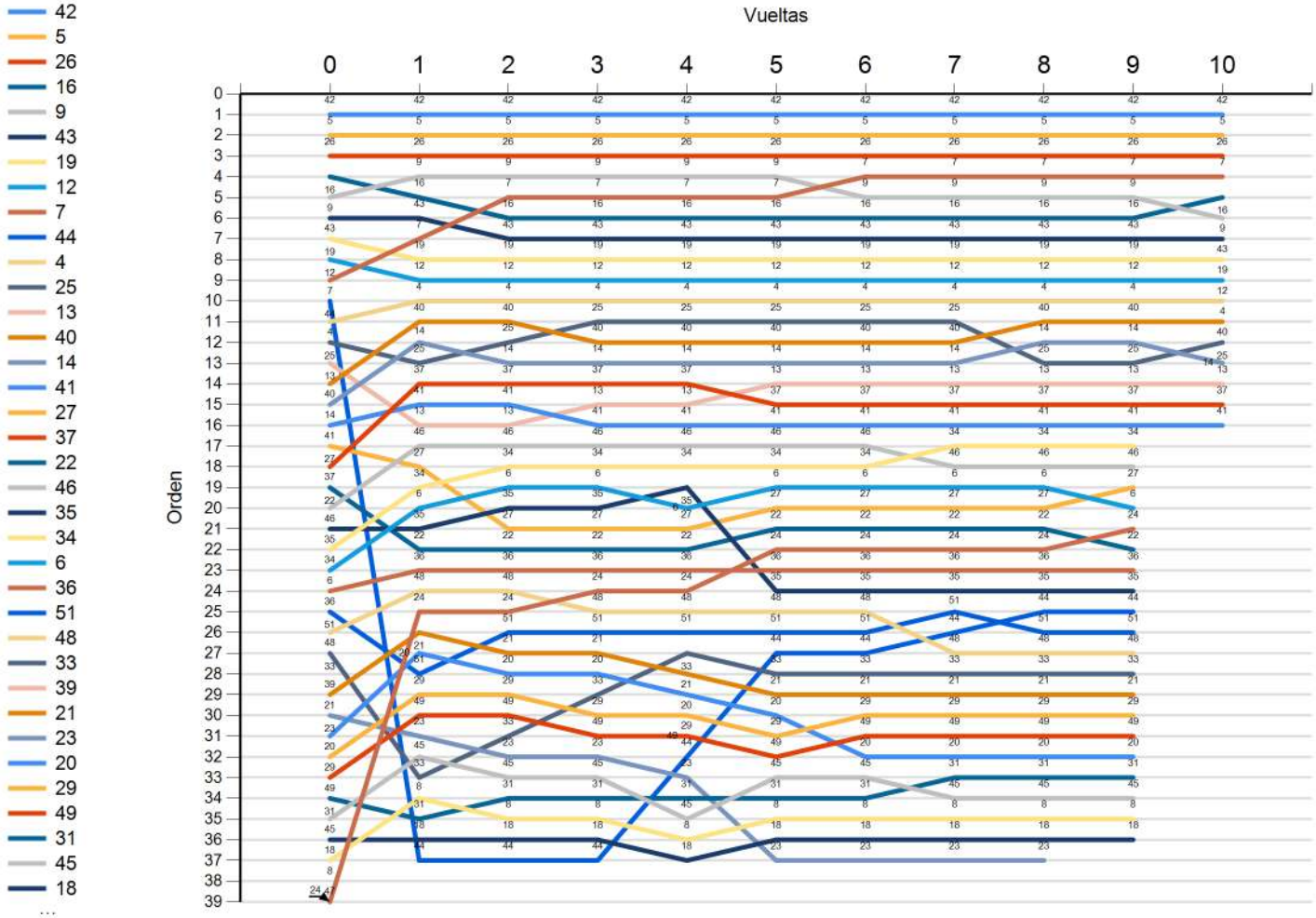

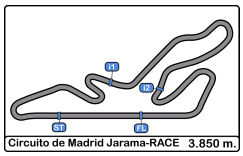

Circuito de Madrid Jarama - RACE

División 1

2ª Carrera

Tiempos Parada en Pit

Nº	Tiempo Día	Piloto	Concursante	Vehiculo	Cat	Tiempo Entrada	Nº Parada	Tiempo Pit	Handicap
23	13:59:32.093	Miguel Gonzalez Manzaneque	PARADINAS MOTORSPORT	TOYOTA AYGO	CKV	14:34.214	1	1:26.376	

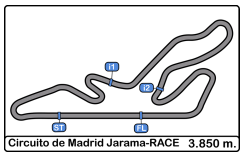

Circuito de Madrid Jarama - RACE

División 1

2ª Carrera

Informe Meteorológico

Temperatura Aire

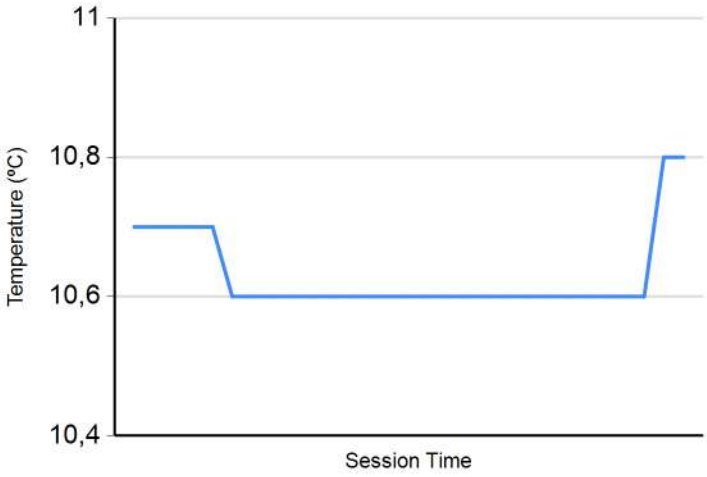

Temperatura Pista

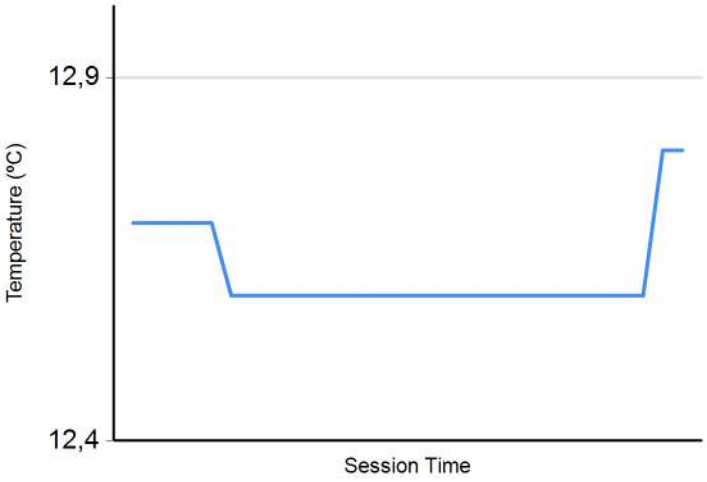

Humedad

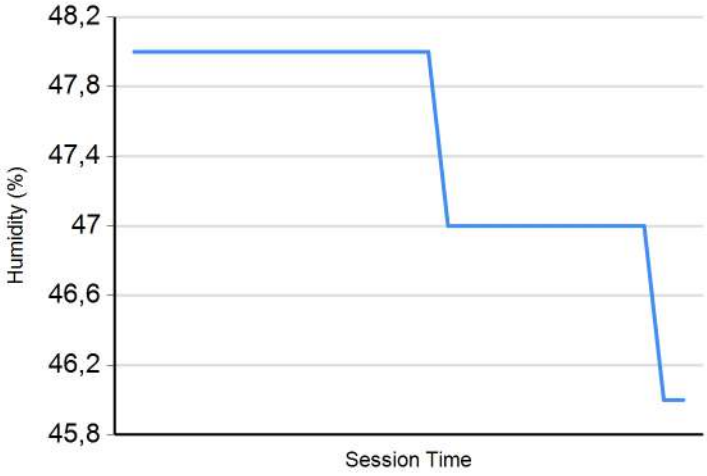

Presión

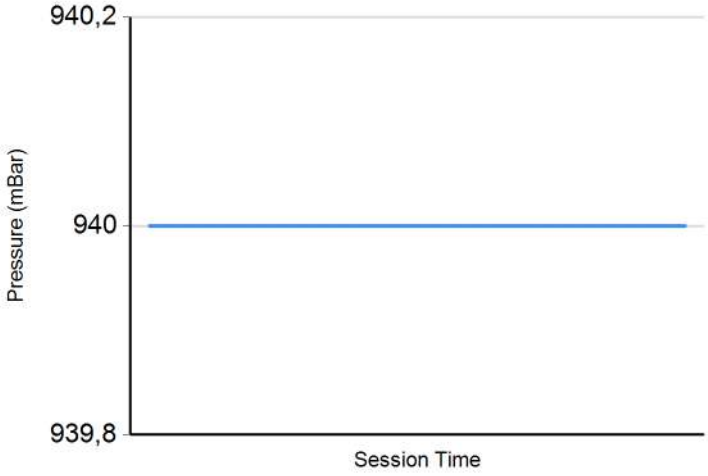

Velocidad Viento

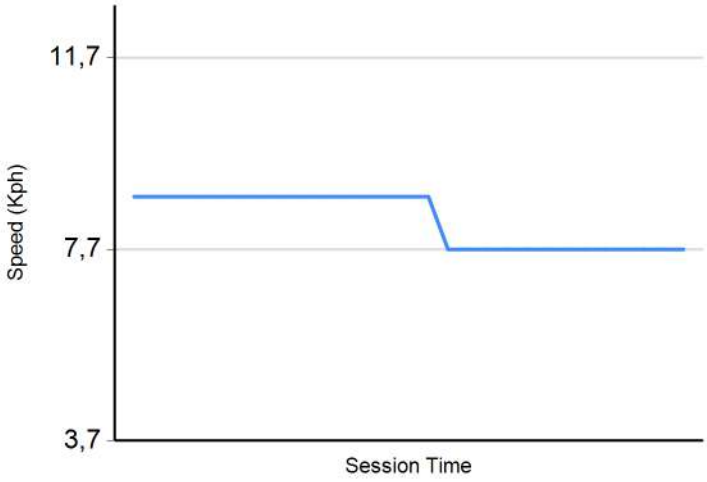

Dirección Viento

North = 0º/360º Est = 90º South = 180º West= 270º

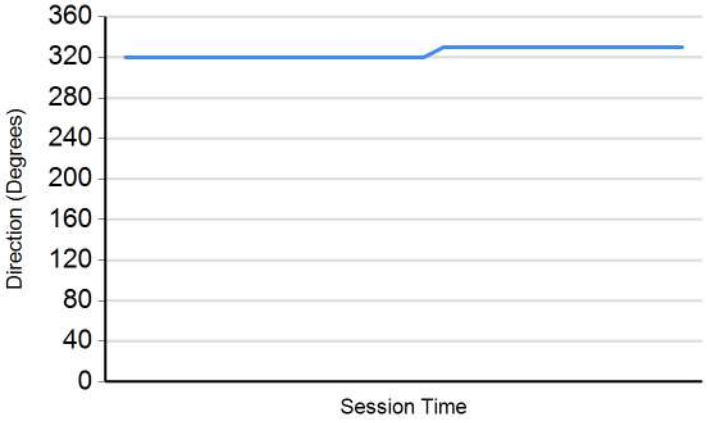

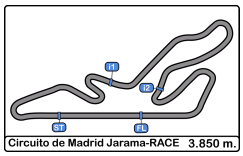

Circuito de Madrid Jarama - RACE
División 1
2ª Carrera
Resultados Finales

Cls	Nº	Piloto	Concursante	Vehiculo	Cat	Cl	N.V.	Tiempo	Dif 1º	Dif Ant.	Km/h	V.R.	Tiempo	Km/h
1	**42**	Ignacio J. Leirana Castillo	IGNACIO J. LEIRANA CASTILLO	CITROEN SAXO	3	1	10	**19:17.067**			119.7	2	1:53.863	121.7
2	**5**	Alvaro Villanueva Capote	VSR eSports	BMW E36 325i	EN-3	1	10	**19:23.904**	6.837	6.837	119.0	7	1:53.956	121.6
3	**26**	Angel Lafuente Lopez	VSR eSports	BMW E36 325i	EN-3	2	10	**19:42.495**	25.428	18.591	117.2	5	1:55.980	119.5
4	**7**	Jaime Cela Talavera	RASANTE SPORT	CITROEN SAXO 1.6	3	2	10	**19:45.178**	28.111	2.683	116.9	3	1:56.343	119.1
5	**16**	Eduardo Alonso De Pablo	R A C E	HYUNDAI GETZ	3	3	10	**20:03.821**	46.754	18.643	115.1	6	1:59.129	116.3
6	**9**	Santiago Castilla Salinero	EFICAR TEAM	HYUNDAI GETZ 1.5 CRDi	3	4	10	**20:05.303**	48.236	1.482	114.9	2	1:57.694	117.7
7	**43**	Christian Garcia Garcia	EFICAR TEAM	HONDA CIVIC 1.6	3	5	10	**20:08.972**	51.905	3.669	114.6	6	1:58.939	116.5
8	**19**	Adrian Martin Abraldes	CLUB JARAMA SPORT	HYUNDAI GETZ 1.5 CRDi	3	6	10	**20:10.437**	53.370	1.465	114.5	10	1:59.093	116.3
9	**12**	Jorge Vila Sainz	C.D.E. NACIONAL -CNCC- DE CARRERA DE CAMIONES	HYUNDAI GETZ 1.5 CRDi	3	7	10	**20:11.255**	54.188	0.818	114.4	10	1:59.464	116.0
10	**4**	Escolar Avarez - Vigara Tena	EFICAR TEAM	BMW E36 325i	EN-3	3	10	**20:27.948**	1:10.881	16.693	112.8	10	2:00.961	114.5
11	**40**	Julian Mazuecos Fernandez	A.D. CLEMENTE ARROYO	CITROEN SAXO VTS	JR	1	10	**21:02.915**	1:45.848	34.967	109.7	6	2:04.734	111.1
12	**25**	Guillermo Del Moral Garcia	CLUB JARAMA SPORT	HYUNDAI ACCENT	2	1	10	**21:03.178**	1:46.111	0.263	109.7	2	2:04.093	111.6
13	**14**	Agustin Arce Pi	C.D.E. ULTIMA VUELTA	CITROEN SAXO VTS	JR	2	10	**21:03.666**	1:46.599	0.488	109.6	6	2:04.772	111.0
14	**13**	Roberto Felix Moreno Cortes	C.D.E. NACIONAL -CNCC- DE CARRERA DE CAMIONES	HYUNDAI GETZ 1.5 CRDi	3	8	10	**21:04.018**	1:46.951	0.352	109.6	6	2:03.864	111.8
15	**37**	Alberto Lazaro Barrasa	C.D.E. ULTIMA VUELTA	CITROEN SAXO VTS	JR	3	10	**21:11.756**	1:54.689	7.738	108.9	2	2:05.666	110.2
16	**34**	Diego Villanueva Capote	VSR eSports	CITROEN SAXO VTS	JR	4	9	**19:24.250**	1 Vta	1 Vta	107.1	2	2:06.879	109.2
17	**46**	Deogracias Milan Cano	C.D.E. ULTIMA VUELTA	CITROEN SAXO VTS	JR	5	9	**19:25.308**	1 Vta	1.058	107.0	2	2:07.464	108.7
18	**27**	Victor Garrido Gonzalez	CLUB JARAMA SPORT	SUZUKI SWIFT CUP	2	2	9	**19:25.637**	1 Vta	0.329	107.0	5	2:06.668	109.4
19	**6**	Francisco Comendador Diaz-Maroto	C.D.E. DEYSCOM SPORT	CITROEN SAXO VTS	JR	6	9	**19:26.452**	1 Vta	0.815	106.9	5	2:06.630	109.4
20	**24**	Ivan Lopez Gomez	CLUB JARAMA SPORT	SUZUKI SWIFT SPORT	2	3	9	**19:27.144**	1 Vta	0.692	106.8	9	2:05.743	110.2
21	**22**	Javier Fraile Gonzalez	VSR eSports	CITROEN SAXO VTS	JR	7	9	**19:27.854**	1 Vta	0.710	106.8	5	2:07.197	108.9
22	**36**	Miguel Angel Gonzalez Rol	C.D.E. ULTIMA VUELTA	CITROEN SAXO VTS	JR	8	9	**19:43.441**	1 Vta	15.587	105.4	3	2:09.520	107.0
23	**35**	Oscar Montalvo Fabeiro	CLUB JARAMA SPORT	CITROEN SAXO VTS	JR	9	9	**19:43.739**	1 Vta	0.298	105.3	2	2:07.802	108.4
24	**44**	Stefano Bozzoni	C.D.E. ULTIMA VUELTA	BMW E36	EN-3	4	9	**19:44.362**	1 Vta	0.623	105.3	9	2:01.532	114.0
25	**51**	Adrian Martinez Pérez	ESCUDERIA CENTRO	CITROEN SAXO VTS	JR	10	9	**20:01.560**	1 Vta	17.198	103.8	5	2:09.998	106.6
26	**48**	Carlota Villanueva Jimenez	VSR eSports	CITROEN SAXO VTS	JR	11	9	**20:03.774**	1 Vta	2.214	103.6	9	2:09.979	106.6
27	**33**	Gonzalez Suarez - Sainz Dochado	C.D.E. ULTIMA VUELTA	PEUGEOT 309 GTI	EN-2	1	9	**20:50.329**	1 Vta	46.555	99.7	4	2:15.041	102.6
28	**21**	Daniel Losada Iglesias	MOTORISMO MAGAZINE S.L.	TOYOTA AYGO	CK	1	9	**20:54.412**	1 Vta	4.083	99.4	6	2:17.073	101.1
29	**29**	Ruben Gonzalez Checa	C.D.E. ULTIMA VUELTA	TOYOTA AYGO	CK	2	9	**20:58.711**	1 Vta	4.299	99.1	4	2:17.032	101.1
30	**49**	Javier Conejero Gines	ESCUDERIA CIUDAD DE PLASENCIA	TOYOTA AYGO	2	4	9	**20:58.948**	1 Vta	0.237	99.0	4	2:16.761	101.3
31	**20**	Sergio Casalins Martinez	MOTORISMO MAGAZINE S.L.	TOYOTA AYGO	CK	3	9	**21:02.596**	1 Vta	3.648	98.7	3	2:17.762	100.6
32	**31**	Alberto Gonzalez Checa	C.D.E. ULTIMA VUELTA	TOYOTA AYGO	2	5	9	**21:14.276**	1 Vta	11.680	97.8	3	2:17.525	100.7
33	**45**	Guillermo Paz De Sierra	RASANTE SPORT	TOYOTA AYGO	CK	4	9	**21:16.768**	1 Vta	2.492	97.6	3	2:18.209	100.2
34	**8**	Miguel Garcia Salazar	LA RUINA RACING	TOYOTA AYGO	2	6	9	**21:19.337**	1 Vta	2.569	97.5	9	2:19.008	99.7
35	**18**	Oriol Gonzalez Morales	ESCUDERIA CENTRO	TOYOTA AYGO	2	7	9	**21:19.836**	1 Vta	0.499	97.4	2	2:18.522	100.0
36	**23**	Miguel Gonzalez Manzaneque	PARADINAS MOTORSPORT	TOYOTA AYGO	CK	5	8	**21:04.320**	2 Vtas	1 Vta	87.6	3	2:17.995	100.4

No clasificados: (Requerimiento: 75% del numero de vueltas del lider = 8 Vueltas)

	39	Javier Parrilla Gonzalez	EFICAR TEAM	TOYOTA AYGO	2	8
	47	Samuel Gomez Gomez	MOTORISMO MAGAZINE S.L.	TOYOTA AYGO	CK	6

Excluidos:

	41	Alexander Villanueva Brox	VSR eSports	CITROEN SAXO VTS	JR

Vta. rápida de Ignacio J. Leirana Castillo en 1:53.863 a 121.7 Km/h en la vuelta 2

*** PENALIZACIONES**

Descalificación del dorsal #41 según art. 34 RDCRT

Publicada a las:.....

Temp. Pista: **12.8 °C** Temp. Aire: **10.8 °C** Humedad: **46 %** Estado Pista: **SECA**

Comisarios Deportivos:	Director de Carrera:	Cronometrador: