



XIX Campeonato RACE de Turismos

División 2

3ª Prueba

Circuito de Madrid Jarama-RACE

17 de septiembre de 2022

Results booklet



Provided by Cronococa S.L.
www.cronococa.com



Circuito de Madrid Jarama - RACE

División 2

Entrenamiento Libre

Resultados Provisionales

Clas	Nº	Piloto	Concursante	Vehiculo	Cat	Clas	N.V.	V.R.	Tiempo	Dif 1º	Dif Ant.	Km/h
1	33	Juan Fco. Gastañaga Martínez	A.D. DESGUACES LA TORRE	SEAT LEON TCR v2 DSG	8	1	9	8	1:44.202			133.0
2	56	Luis García García	ESCUADERIA LE MANS	PORSCHE 911 GT3 R	9	1	12	9	1:46.055	1.853	1.853	130.6
3	8	Busian Fontan Alcalde	CLUB JARAMA SPORT	PEUGEOT 308 Racing Cup	7	1	9	6	1:46.452	2.250	0.397	130.1
4	17	Antonio Castro Ortega	R A C E	PORSCHE 968 Turbo	C-L	1	9	5	1:47.342	3.140	0.890	129.1
5	6	Francisco Comendador Romero	C.D.E. DEYSCOM SPORT	SUBARU WRX	8	2	11	8	1:48.624	4.422	1.282	127.5
6	66	José Alberto Vila Sainz	C.D.E. NACIONAL - CNEC - DE CARRERA DE CAMIONES	PEUGEOT 207 RC	5	1	6	5	1:49.464	5.262	0.840	126.6
7	14	Alfonso Sangrador Alvarez	LA RUIINA RACING	HONDA CIVIC 1.6	5	2	11	10	1:50.036	5.834	0.572	125.9
8	42	Luis Lopez Anos	R.A.C. CIRCUITO GUADALOPE	PORSCHE 968 CS	C-L	2	8	5	1:50.329	6.127	0.293	125.6
9	15	Alejandro J. Royo Aguadero	MOTOR CLUB SABADELL	RENAULT CLIO CUP V	5	3	12	6	1:50.520	6.318	0.191	125.4
10	34	Eloy Iñigo Varas	R A C E	SEAT LEON MK 1	6	1	6	3	1:52.720	8.518	2.200	122.9
11	31	Eddie Theo Ramirez Eriksson	CLUB JARAMA SPORT	RENAULT CLIO CUP III	5	4	10	9	1:53.441	9.239	0.721	122.1
12	35	Juan Carlos Lopez Olmo	EFICAR TEAM	MERCEDES BENZ	C-L	3	5	4	1:56.413	12.211	2.972	119.0
13	43	Juan Carlos Zorrilla Hierro	C.D.E. OUVREUR	PORSCHE 968 CS	C-L	4	8	7	1:56.519	12.317	0.106	118.9
14	12	Jesús A. Morales Anguita	ESC. CERRO NEGRO	RENAULT CLIO CUP II	5	5	9	5	1:58.226	14.024	1.707	117.2
15	41	Diego Blanco Torrecilla	CLUB JARAMA SPORT	PORSCHE 911 2.7	C-L	5	8	6	2:11.963	27.761	13.737	105.0
16	11	Pablo Choclan Mendez	EFICAR TEAM	SEAT LEON 1.8	6	2	1	1	10:30:35.675	10:28:51.4	10:28:23.7	00.0

Publicada a las:.....

Temp. Pista: 26.1 °C Temp. Aire: 18.7 °C Humedad: 56 % Estado Pista: SECA

Comisarios Deportivos:

Director de Carrera:

Cronometrador:



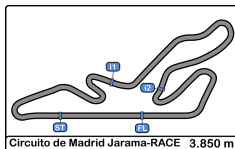
Circuito de Madrid Jarama - RACE
División 2
Entrenamiento Libre
Resultados Provisionales por Categoría

Clas	Nº	Piloto	Concursante	Vehiculo	Cat	Clas	N.V.	V.R.	Tiempo	Dif 1º	Dif Ant.	Km/h
Campeonato RACE 'Categoría 5'												
1	66	José Alberto Vila Sainz	C.D.E. NACIONAL - CNCC DE CARRERA DE CAMIONES	PEUGEOT 207 RC	5	1	6	5	1:49.464			126.6
2	14	Alfonso Sangrador Alvarez	LA RUINA RACING	HONDA CIVIC 1.6	5	2	11	10	1:50.036	0.572	0.572	125.9
3	15	Alejandro J. Royo Aguadero	MOTOR CLUB SABADELL	RENAULT CLIO CUP V	5	3	12	6	1:50.520	1.056	0.484	125.4
4	31	Eddie Theo Ramirez Eriksson	CLUB JARAMA SPORT	RENAULT CLIO CUP III	5	4	10	9	1:53.441	3.977	2.921	122.1
5	12	Jesús A. Morales Anguita	ESC. CERRO NEGRO	RENAULT CLIO CUP II	5	5	9	5	1:58.226	8.762	4.785	117.2
Campeonato RACE 'Categoría 6'												
1	34	Eloy Iñigo Varas	R A C E	SEAT LEON MK 1	6	1	6	3	1:52.720			122.9
2	11	Pablo Choclan Mendez	EFICAR TEAM	SEAT LEON 1.8	6	2	1	1	10:30:35.675	10:28:42.9	10:28:42.9	00.0
Campeonato RACE 'Categoría 7'												
1	8	Busian Fontan Alcalde	CLUB JARAMA SPORT	PEUGEOT 308 Racing Cup	7	1	9	6	1:46.452			130.1
Campeonato RACE 'Categoría 8'												
1	33	Juan Fco. Gastañaga Martinez	A.D. DESGUACES LA TORRE	SEAT LEON TCR v2 DSG	8	1	9	8	1:44.202			133.0
2	6	Francisco Comendador Romero	C.D.E. DEYSCOM SPORT	SUBARU WRX	8	2	11	8	1:48.624	4.422	4.422	127.5
Campeonato RACE 'Categoría 9'												
1	56	Luis García García	ESCUADERIA LE MANS	PORSCHE 911 GT3 R	9	1	12	9	1:46.055			130.6
Campeonato RACE 'Categoría CLASICOS-LEGEND'												
1	17	Antonio Castro Ortega	R A C E	PORSCHE 968 Turbo	C-L	1	9	5	1:47.342			129.1
2	42	Luis Lopez Anos	R.A.C. CIRCUITO GUADALOPE	PORSCHE 968 CS	C-L	2	8	5	1:50.329	2.987	2.987	125.6
3	35	Juan Carlos Lopez Olmo	EFICAR TEAM	MERCEDES BENZ	C-L	3	5	4	1:56.413	9.071	6.084	119.0
4	43	Juan Carlos Zorrilla Hierro	C.D.E. OUVREUR	PORSCHE 968 CS	C-L	4	8	7	1:56.519	9.177	0.106	118.9
5	41	Diego Blanco Torreclilla	CLUB JARAMA SPORT	PORSCHE 911 2.7	C-L	5	8	6	2:11.963	24.621	15.444	105.0

Publicada a las:.....

Temp. Pista: 26.1 °C Temp. Aire: 18.7 °C Humedad: 56 % Estado Pista: SECA

Comisarios Deportivos:	Director de Carrera:	Cronometrador:
-------------------------------	-----------------------------	---------------------------



Circuito de Madrid Jarama - RACE

División 2

Entrenamiento Libre

Tiempos Por Vuelta

6	Francisco Comendador Romero	SUBARU WRX	14	Alfonso Sangrador Alvarez	HONDA CIVIC 1.6
	8	C.D.E. DEYSCOM SPORT		5	LA RUINA RACING

Vta. D	Tiempo	Sector 1	Sector 2	Sector 3	V. Max.	Elapsed	Vta. D	Tiempo	Sector 1	Sector 2	Sector 3	V. Max.	Elapsed
1	10:28:14.195	10:26:59.196	41.060	33.939	85.5	10:28:14.195	1	10:29:30.649	10:28:05.105	48.850	36.694	46.9	10:29:30.649
2	2:06.781	53.907	38.965	33.909	121.6	10:30:20.976	2	2:10.974	51.594	45.101	34.279	147.9	10:31:41.623
3	2:01.966	47.743	39.576	34.647	154.7	10:32:22.942	3	2:00.133	45.803	40.784	33.546	187.5	10:33:41.756
4	1:59.811	47.494	38.085	34.232	134.4	10:34:22.753	4	1:56.286	45.299	38.669	32.318	195.2	10:35:38.042
5	1:56.962	44.644	38.685	33.633	162.6	10:36:19.715	5	1:53.498	43.866	37.892	31.740	199.2	10:37:31.540
6	2:09.695 P	47.386	38.269	44.040	148.7	10:38:29.410	6	1:52.112	43.203	37.507	31.402	200.3	10:39:23.652
7	3:11.878	2:02.879	38.574	30.425	90.3	10:41:41.288	7	1:52.862	42.921	37.390	32.551	199.2	10:41:16.514
8	1:48.624	42.552	35.984	30.088	183.0	10:43:29.912	8	2:05.329	47.852	44.374	33.103	160.0	10:43:21.843
9	1:50.506	43.016	36.146	31.344	173.3	10:45:20.418	9	1:50.435	42.770	36.740	30.925	200.3	10:45:12.278
10	1:50.300	43.211	37.313	29.776	185.5	10:47:10.718	10	1:50.036	42.172	36.981	30.883	202.6	10:47:02.314
11	2:23.031 P	46.723	47.658	48.650	187.1	10:49:33.749	11	2:25.236 P	49.371	47.556	48.309	145.9	10:49:27.550

8	Busian Fontan Alcalde	PEUGEOT 308 Racing Cup	15	Alejandro J. Royo Aguadero	RENAULT CLIO CUP V
	7	CLUB JARAMA SPORT		5	MOTOR CLUB SABADELL

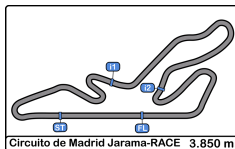
Vta. D	Tiempo	Sector 1	Sector 2	Sector 3	V. Max.	Elapsed	Vta. D	Tiempo	Sector 1	Sector 2	Sector 3	V. Max.	Elapsed
1	10:29:43.596	10:28:23.285	45.632	34.679	70.1	10:29:43.596	1	10:28:40.528	10:27:23.848	42.742	33.938	75.3	10:28:40.528
2	1:55.162	43.849	40.787	30.526	197.0	10:31:38.758	2	1:56.954	45.738	39.055	32.161	173.0	10:30:37.482
3	1:54.447 P	41.749	36.148	36.550	215.1	10:33:33.205	3	1:53.211	43.793	37.850	31.568	193.2	10:32:30.693
4	3:46.816	2:40.742	35.928	30.146	111.6	10:37:20.021	4	1:51.326	42.848	37.350	31.128	198.5	10:34:22.019
5	1:47.011	41.335	35.729	29.947	217.7	10:39:07.032	5	1:50.856	42.507	37.209	31.140	197.8	10:36:12.875
6	1:46.452	41.177	35.372	29.903	221.3	10:40:53.484	6	1:50.520	42.486	37.170	30.864	198.5	10:38:03.395
7	1:48.636	41.334	36.006	31.296	219.0	10:42:42.120	7	1:51.984	42.317	38.310	31.357	200.3	10:39:55.379
8	1:47.805	41.400	36.324	30.081	221.3	10:44:29.925	8	1:50.941	42.582	37.269	31.090	198.1	10:41:46.320
9	2:01.640 P	41.648	36.741	43.251	215.1	10:46:31.565	9	1:54.370	42.736	38.591	33.043	199.2	10:43:40.690
10	1:50.714	42.431	37.256	31.027	199.6	10:45:31.404	10	1:50.714	42.431	37.256	31.027	199.6	10:45:31.404
11	1:50.826	42.465	37.255	31.106	199.2	10:47:22.230	11	1:50.826	42.465	37.255	31.106	199.2	10:47:22.230
12	2:34.917 P	54.405	51.436	49.076	164.6	10:49:57.147	12	2:34.917 P	54.405	51.436	49.076	164.6	10:49:57.147

11	Pablo Choclan Mendez	SEAT LEON 1.8		Antonio Castro Ortega	PORSCHE 968 Turbo
	6	EFICAR TEAM		C-L	R A C E

Vta. D	Tiempo	Sector 1	Sector 2	Sector 3	V. Max.	Elapsed
1	10:30:35.675 P	10:28:27.567	47.320	1:20.788	74.6	10:30:35.675

12	Jesús A. Morales Anguita	RENAULT CLIO CUP II		Antonio Castro Ortega	PORSCHE 968 Turbo
	5	ESC. CERRO NEGRO		C-L	R A C E

Vta. D	Tiempo	Sector 1	Sector 2	Sector 3	V. Max.	Elapsed	Vta. D	Tiempo	Sector 1	Sector 2	Sector 3	V. Max.	Elapsed
1	10:29:24.580	10:27:44.490	56.004	44.086	78.1	10:29:24.580	1	10:29:13.145	10:27:49.551	47.578	36.016	55.5	10:29:13.145
2	2:28.458	59.214	50.505	38.739	120.5	10:31:53.038	2	2:13.140 P	46.829	39.041	47.270	147.1	10:31:26.285
3	2:08.422	50.877	42.886	34.659	145.1	10:34:01.460	3	3:52.607	2:43.705	38.039	30.863	96.8	10:35:18.892
4	2:00.573	47.200	39.833	33.540	173.6	10:36:02.033	4	1:49.554	42.637	36.839	30.078	181.8	10:37:08.446
5	1:58.226	45.731	39.465	33.030	185.5	10:38:00.259	5	1:47.342	41.139	36.376	29.827	191.8	10:38:55.788
6	2:11.928 P	45.159	40.798	45.971	182.4	10:40:12.187	6	1:48.336	41.369	36.808	30.159	181.5	10:40:44.124
7	4:15.703	3:01.157	40.661	33.885	77.3	10:44:27.890	7	2:19.099 P	44.877	46.766	47.456	196.0	10:43:03.223
8	2:01.818	47.515	40.418	33.885	180.3	10:46:29.708	8	3:29.103	2:21.634	36.967	30.502	79.8	10:46:32.326
9	2:18.968 P	46.626	44.503	47.839	177.0	10:48:48.676	9	2:28.588 P	53.384	47.302	47.902	141.1	10:49:00.914



Circuito de Madrid Jarama - RACE

División 2

Entrenamiento Libre

Tiempos Por Vuelta

31	Eddie Theo Ramirez Eriksson	RENAULT CLIO CUP III	41	Diego Blanco Torrecilla	PORSCHE 911 2.7
5	CLUB JARAMA SPORT	C-L		CLUB JARAMA SPORT	

Vta. D	Tiempo	Sector 1	Sector 2	Sector 3	V. Max.	Elapsed	Vta. D	Tiempo	Sector 1	Sector 2	Sector 3	V. Max.	Elapsed
1	10:29:44.017	10:28:25.804	44.324	33.889	81.3	10:29:44.017	1	10:29:24.405	10:28:00.645	45.982	37.778	55.3	10:29:24.405
2	2:04.135	45.355	43.166	35.614	183.3	10:31:48.152	2	2:24.763	57.370	49.913	37.480	124.8	10:31:49.168
3	2:09.998 P	45.448	39.542	45.008	186.5	10:33:58.150	3	2:13.309	51.423	45.262	36.624	147.7	10:34:02.477
4	2:57.195	1:44.749	39.951	32.495	94.4	10:36:55.345	4	2:22.687 P	50.354	45.808	46.525	158.3	10:36:25.164
5	1:55.342	44.169	38.973	32.200	189.1	10:38:50.687	5	6:06.644	4:43.667	46.104	36.873	77.6	10:42:31.808
6	1:56.117	44.479	39.527	32.111	193.8	10:40:46.804	6	2:11.963	50.983	44.462	36.518	161.9	10:44:43.771
7	1:55.072	43.865	38.996	32.211	196.3	10:42:41.876	7	2:12.497	49.958	50.000	32.539	159.2	10:46:56.268
8	1:56.774	43.782	41.046	31.946	197.4	10:44:38.650	8	2:32.970 P	1:01.599	44.767	46.604	192.5	10:49:29.238
9	1:53.441	43.536	38.047	31.858	195.2	10:46:32.091							
10	2:18.904 P	44.839	44.892	49.173	178.5	10:48:50.995							

33	Juan Fco. Gastañaga Martinez	SEAT LEON TCR v2 DSG	42	Luis Lopez Anos	PORSCHE 968 CS
8	A.D. DESGUACES LA TORRE	C-L		R.A.C. CIRCUITO GUADALOPE	

Vta. D	Tiempo	Sector 1	Sector 2	Sector 3	V. Max.	Elapsed	Vta. D	Tiempo	Sector 1	Sector 2	Sector 3	V. Max.	Elapsed
1	10:29:04.591	10:27:39.067	49.695	35.829	80.0	10:29:04.591	1	10:29:23.457	10:27:31.398	1:04.979	47.080	61.8	10:29:23.457
2	2:16.490 P	51.382	41.852	43.256	146.9	10:31:21.081	2	2:20.405	57.196	50.145	33.064	118.6	10:31:43.862
3	5:00.613	3:50.962	38.281	31.370	88.8	10:36:21.694	3	1:56.570	43.914	39.117	33.539	183.9	10:33:40.432
4	1:51.191	43.682	36.993	30.516	183.9	10:38:12.885	4	1:53.171	43.587	38.574	31.010	196.3	10:35:33.603
5	1:48.316	41.931	35.504	30.881	195.2	10:40:01.201	5	1:50.329	42.445	37.543	30.341	187.1	10:37:23.932
6	1:47.793	42.149	36.270	29.374	196.0	10:41:48.994	6	2:05.419 P	42.817	38.284	44.318	211.7	10:39:29.351
7	1:46.449	40.442	36.538	29.469	213.8	10:43:35.443	7	3:47.581	2:36.515	39.282	31.784	72.9	10:43:16.932
8	1:44.202	40.466	34.568	29.168	206.1	10:45:19.645	8	1:52.847	43.834	37.657	31.356	201.1	10:45:09.779
9	2:40.177 P	52.551	55.411	52.215	203.7	10:47:59.822	9		42.948			201.8	

34	Eloy Iñigo Varas	SEAT LEON MK 1	43	Juan Carlos Zorrilla Hierro	PORSCHE 968 CS
6	RACE	C-L		C.D.E. OUVREUR	

Vta. D	Tiempo	Sector 1	Sector 2	Sector 3	V. Max.	Elapsed	Vta. D	Tiempo	Sector 1	Sector 2	Sector 3	V. Max.	Elapsed
1	10:32:28.521	10:31:03.521	49.490	35.510	71.0	10:32:28.521	1	10:29:21.926	10:27:30.461	1:04.682	46.783	51.3	10:29:21.926
2	1:57.366	46.982	38.680	31.704	196.7	10:34:25.887	2	2:27.476	57.949	49.854	39.673	114.2	10:31:49.402
3	1:52.720	43.796	37.095	31.829	200.0	10:36:18.607	3	2:10.295	52.323	43.067	34.905	141.7	10:33:59.697
4	1:57.181 P	43.202	37.251	36.728	200.7	10:38:15.788	4	2:00.908	47.670	40.217	33.021	164.3	10:36:00.605
5	4:22.197	3:04.539	43.487	34.171	68.6	10:42:37.985	5	1:58.725	46.343	39.615	32.767	170.0	10:37:59.330
6	2:04.613 P	43.811	38.814	41.988	205.3	10:44:42.598	6	1:58.810	44.960	41.305	32.545	181.5	10:39:58.140
							7	1:56.519	45.090	39.352	32.077	187.8	10:41:54.659
							8	2:37.105 P	47.318	54.536	55.251	181.8	10:44:31.764

35	Juan Carlos Lopez Olmo	MERCEDES BENZ 190E	56	Luis García García	PORSCHE 911 GT3 R
C-L	EFICAR TEAM	9	ESCUDERIA LE MANS		

Vta. D	Tiempo	Sector 1	Sector 2	Sector 3	V. Max.	Elapsed	Vta. D	Tiempo	Sector 1	Sector 2	Sector 3	V. Max.	Elapsed
1	10:28:31.156	10:27:03.207	51.302	36.647	66.7	10:28:31.156	1	10:29:01.592 P	10:27:20.061	51.864	49.667	58.4	10:29:01.592
2	2:06.661	49.497	41.777	35.387	157.4	10:30:37.817	2	2:29.162	1:12.650	42.188	34.324	91.8	10:31:30.754
3	2:00.488	47.257	38.925	34.306	169.0	10:32:38.305	3	1:54.507	43.712	38.905	31.890	221.7	10:33:25.261
4	1:56.413	46.630	38.071	31.712	144.7	10:34:34.718	4	1:51.174	43.025	37.204	30.945	211.7	10:35:16.435
5	2:21.268 P	47.293	44.970	49.005	185.8	10:36:55.986	5	1:48.031	41.285	36.307	30.439	216.0	10:37:04.466
							6	1:46.766	41.105	35.694	29.967	216.0	10:38:51.232
							7	1:46.767	41.127	35.443	30.197	235.2	10:40:37.999
							8	1:47.768	40.975	36.356	30.437	224.0	10:42:25.767
							9	1:46.055	40.903	35.071	30.081	234.7	10:44:11.822
							10	1:46.243	40.626	35.618	29.999	236.3	10:45:58.065
							11	1:50.381	40.964	35.536	33.881	236.3	10:47:48.446
							12	2:14.275 P	43.597	45.033	45.645	208.8	10:50:02.721



Circuito de Madrid Jarama - RACE

División 2

Entrenamiento Libre

Tiempos Por Vuelta

66

José Alberto Vila Sainz

PEUGEOT 207 RC

5 C.D.E. NACIONAL -CNCC- DE CARRERA DE CA

Vta. D	Tiempo	Sector 1	Sector 2	Sector 3	V. Max.	Elapsed
1	10:28:40.890	10:27:22.821	42.964	35.105	64.5	10:28:40.890
2	1:59.701	46.152	39.198	34.351	161.4	10:30:40.591
3	2:10.740	48.029	44.871	37.840	158.1	10:32:51.331
4	2:00.191	49.549	38.737	31.905	151.6	10:34:51.522
5	<u>1:49.464</u>	<u>42.773</u>	<u>36.408</u>	<u>30.283</u>	196.7	10:36:40.986
6	1:59.363 P	43.952	37.092	38.319	164.6	10:38:40.349



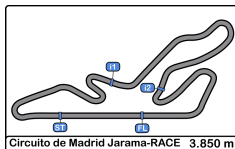
Circuito de Madrid Jarama - RACE

División 2

Entrenamiento Libre

Mejores Sectores

Sector - 1				Sector - 2				Sector - 3				Vuelta Ideal vs Mejor Vuelta			
Clas	Nº	Piloto	Tiempo	Nº	Piloto	Tiempo	Nº	Piloto	Tiempo	Clas	Nº	Piloto	Vta. Ideal	Mejor Vta.	Clas
1	33	Juan Fco. Gastañaga Martínez	40.442	33	Juan Fco. Gastañaga Martínez	34.568	33	Juan Fco. Gastañaga Martínez	29.168	1	33	Juan Fco. Gastañaga Martínez	1:44.178	1:44.202	1
2	56	Luis García García	40.626	56	Luis García García	35.071	6	Francisco Comendador Romero	29.776	2	56	Luis García García	1:45.664	1:46.055	2
3	17	Antonio Castro Ortega	41.139	8	Busian Fontan Alcalde	35.372	17	Antonio Castro Ortega	29.827	3	8	Busian Fontan Alcalde	1:46.452	1:46.452	3
4	8	Busian Fontan Alcalde	41.177	6	Francisco Comendador Romero	35.984	8	Busian Fontan Alcalde	29.903	4	17	Antonio Castro Ortega	1:47.342	1:47.342	4
5	14	Alfonso Sangrador Alvarez	42.172	17	Antonio Castro Ortega	36.376	56	Luis García García	29.967	5	6	Francisco Comendador Romero	1:48.312	1:48.624	5
6	15	Alejandro J. Royo Aguadero	42.317	66	José Alberto Vila Sainz	36.408	66	José Alberto Vila Sainz	30.283	6	66	José Alberto Vila Sainz	1:49.464	1:49.464	6
7	42	Luis Lopez Anos	42.445	14	Alfonso Sangrador Alvarez	36.740	42	Luis Lopez Anos	30.341	7	14	Alfonso Sangrador Alvarez	1:49.795	1:50.036	7
8	6	Francisco Comendador Romero	42.552	34	Eloy Iñigo Varas	37.095	15	Alejandro J. Royo Aguadero	30.864	8	42	Luis Lopez Anos	1:50.329	1:50.329	8
9	66	José Alberto Vila Sainz	42.773	15	Alejandro J. Royo Aguadero	37.170	14	Alfonso Sangrador Alvarez	30.883	9	15	Alejandro J. Royo Aguadero	1:50.351	1:50.520	9
10	34	Eloy Iñigo Varas	43.202	42	Luis Lopez Anos	37.543	34	Eloy Iñigo Varas	31.704	10	34	Eloy Iñigo Varas	1:52.001	1:52.720	10
11	31	Eddie Theo Ramirez Eriksson	43.536	31	Eddie Theo Ramirez Eriksson	38.047	35	Juan Carlos Lopez Olmo	31.712	11	31	Eddie Theo Ramirez Eriksson	1:53.441	1:53.441	11
12	43	Juan Carlos Zorrilla Hierro	44.960	35	Juan Carlos Lopez Olmo	38.071	31	Eddie Theo Ramirez Eriksson	31.858	12	43	Juan Carlos Zorrilla Hierro	1:56.389	1:56.519	13
13	12	Jesús A. Morales Anguita	45.159	43	Juan Carlos Zorrilla Hierro	39.352	43	Juan Carlos Zorrilla Hierro	32.077	13	35	Juan Carlos Lopez Olmo	1:56.413	1:56.413	12
14	35	Juan Carlos Lopez Olmo	46.630	12	Jesús A. Morales Anguita	39.465	41	Diego Blanco Torrecilla	32.539	14	12	Jesús A. Morales Anguita	1:57.654	1:58.226	14
15	41	Diego Blanco Torrecilla	49.958	41	Diego Blanco Torrecilla	44.462	12	Jesús A. Morales Anguita	33.030	15	41	Diego Blanco Torrecilla	2:06.959	2:11.963	15
16	11	Pablo Choclan Mendez	Transpo	11	Pablo Choclan Mendez	47.320	11	Pablo Choclan Mendez	1:20.788	16	11	Pablo Choclan Mendez	Transpo	Transpo	16



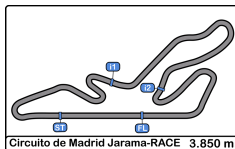
Circuito de Madrid Jarama - RACE

División 2

Entrenamiento Libre

5 Mejores Tiempos

Clas	Nº	Piloto	Concursante	Vehiculo	Cat	Mejor 1		Mejor 2		Mejor 3		Mejor 4		Mejor 5	
						Tiempo	Vta.	Tiempo	Vta.	Tiempo	Vta.	Tiempo	Vta.	Tiempo	Vta.
1	33	Juan Fco. Gastañaga Martínez	A.D. DESGUACES LA TORRE	SEAT LEON TCR v2 DSG	8	1:44.202	8	1:46.449	7	1:47.793	6	1:48.316	5	1:51.191	4
2	56	Luis García García	ESCUADERIA LE MANS	PORSCHE 911 GT3 R	9	1:46.055	9	1:46.243	10	1:46.766	6	1:46.767	7	1:47.768	8
3	8	Busian Fontan Alcalde	CLUB JARAMA SPORT	PEUGEOT 308 Racing Cup	7	1:46.452	6	1:47.011	5	1:47.805	8	1:48.636	7	1:54.447	3
4	17	Antonio Castro Ortega	R A C E	PORSCHE 968 Turbo	C-L	1:47.342	5	1:48.336	6	1:49.554	4	2:13.140	2	2:19.099	7
5	6	Francisco Comendador Romero	C.D.E. DEYSCOM SPORT	SUBARU WRX	8	1:48.624	8	1:50.300	10	1:50.506	9	1:56.962	5	1:59.811	4
6	66	José Alberto Vila Sainz	C.D.E. NACIONAL CIRCUI DE CARRERA DE CAMIONES	PEUGEOT 207 RC	5	1:49.464	5	1:59.363	6	1:59.701	2	2:00.191	4	2:10.740	3
7	14	Alfonso Sangrador Alvarez	LA RUINA RACING	HONDA CIVIC 1.6	5	1:50.036	10	1:50.435	9	1:52.112	6	1:52.862	7	1:53.498	5
8	42	Luis Lopez Anos	R.A.C. CIRCUITO GUADALOPE	PORSCHE 968 CS	C-L	1:50.329	5	1:52.847	8	1:53.171	4	1:56.570	3	2:05.419	6
9	15	Alejandro J. Royo Aguadero	MOTOR CLUB SABADELL	RENAULT CLIO CUP V	5	1:50.520	6	1:50.714	10	1:50.826	11	1:50.856	5	1:50.941	8
10	34	Eloy Iñigo Varas	R A C E	SEAT LEON MK 1	6	1:52.720	3	1:57.181	4	1:57.366	2	2:04.613	6	4:22.197	5
11	31	Eddie Theo Ramirez Eriksson	CLUB JARAMA SPORT	RENAULT CLIO CUP III	5	1:53.441	9	1:55.072	7	1:55.342	5	1:56.117	6	1:56.774	8
12	35	Juan Carlos Lopez Olmo	EFICAR TEAM	MERCEDES BENZ	C-L	1:56.413	4	2:00.488	3	2:06.661	2	2:21.268	5		
13	43	Juan Carlos Zorrilla Hierro	C.D.E. OUVREUR	PORSCHE 968 CS	C-L	1:56.519	7	1:58.725	5	1:58.810	6	2:00.908	4	2:10.295	3
14	12	Jesús A. Morales Anguita	ESC. CERRO NEGRO	RENAULT CLIO CUP II	5	1:58.226	5	2:00.573	4	2:01.818	8	2:08.422	3	2:11.928	6
15	41	Diego Blanco Torrecilla	CLUB JARAMA SPORT	PORSCHE 911 2.7	C-L	2:11.963	6	2:12.497	7	2:13.309	3	2:22.687	4	2:24.763	2
16	11	Pablo Choclan Mendez	EFICAR TEAM	SEAT LEON 1.8	6										



Circuito de Madrid Jarama - RACE

División 2

Entrenamiento Libre

5 Mejores Velocidades

Clas	Nº	Piloto	Concursante	Vehiculo	Cat	Maxima 1		Maxima 2		Maxima 3		Maxima 4		Maxima 5		Media
						Km/h	Vta.	Km/h	Vta.	Km/h	Vta.	Km/h	Vta.	Km/h	Vta.	
1	56	Luis García García	ESCUADERIA LE MANS	PORSCHE 911 GT3 R	9	236.3	10	236.3	11	235.2	7	234.7	9	224.0	8	233.3
2	8	Busian Fontan Alcalde	CLUB JARAMA SPORT	PEUGEOT 308 Racing Cup	7	221.3	6	221.3	8	219.0	7	217.7	5	215.1	3	218.9
3	33	Juan Foo. Gastañaga Martínez	A.D. DESGUACES LA TORRE	SEAT LEON TCR v2 DSG	8	213.8	7	206.1	8	203.7	9	196.0	6	195.2	5	203.0
4	42	Luis Lopez Anos	R.A.C. CIRCUITO GUADALOPE	PORSCHE 968 CS	C-L	211.7	6	201.8	9	201.1	8	196.3	4	187.1	5	199.6
5	34	Eloy Iñigo Varas	R A C E	SEAT LEON MK 1	6	205.3	6	200.7	4	200.0	3	196.7	2	71.0	1	174.7
6	14	Alfonso Sangrador Alvarez	LA RUINA RACING	HONDA CIVIC 1.6	5	202.6	10	200.3	6	200.3	9	199.2	5	199.2	7	200.3
7	15	Alejandro J. Royo Aguadero	MOTOR CLUB SABADELL	RENAULT CLIO CUP V	5	200.3	7	199.6	10	199.2	9	199.2	11	198.5	4	199.4
8	31	Eddie Theo Ramirez Eriksson	CLUB JARAMA SPORT	RENAULT CLIO CUP III	5	197.4	8	196.3	7	195.2	9	193.8	6	189.1	5	194.4
9	66	José Alberto Vila Sainz	C.D.E. NACIONAL CHECO DE CARRERA DE CAMIONES	PEUGEOT 207 RC	5	196.7	5	164.6	6	161.4	2	158.1	3	151.6	4	166.5
10	17	Antonio Castro Ortega	R A C E	PORSCHE 968 Turbo	C-L	196.0	7	191.8	5	181.8	4	181.5	6	147.1	2	179.6
11	41	Diego Blanco Torrecilla	CLUB JARAMA SPORT	PORSCHE 911 2.7	C-L	192.5	8	161.9	6	159.2	7	158.3	4	147.7	3	163.9
12	43	Juan Carlos Zorrilla Hierro	C.D.E. OUVREUR	PORSCHE 968 CS	C-L	187.8	7	181.8	8	181.5	6	170.0	5	164.3	4	177.1
13	6	Francisco Comendador Romero	C.D.E. DEYSCOM SPORT	SUBARU WRX	8	187.1	11	185.5	10	183.0	8	173.3	9	162.6	5	178.3
14	35	Juan Carlos Lopez Olmo	EFICAR TEAM	MERCEDES BENZ	C-L	185.8	5	169.0	3	157.4	2	144.7	4	66.7	1	144.7
15	12	Jesús A. Morales Anguita	ESC. CERRO NEGRO	RENAULT CLIO CUP II	5	185.5	5	182.4	6	180.3	8	177.0	9	173.6	4	179.7
16	11	Pablo Choclan Mendez	EFICAR TEAM	SEAT LEON 1.8	6	74.6	1									74.6



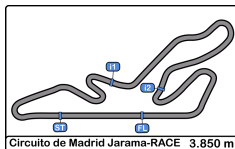
Circuito de Madrid Jarama - RACE

División 2

Entrenamiento Libre

Secuencia Vueltas Rápidas

Vta	Hora Día	T Sesion	Nº	Piloto	Concursante	Vehiculo	Cat	Tiempo	Km/h
2	10:30:20.976	4:20.976	6	Francisco Comendador Romero	C.D.E. DEYSCOM SPORT	SUBARU WRX	8	2:06.781	109.3
2	10:30:37.482	4:37.482	15	Alejandro J. Royo Aguadero	MOTOR CLUB SABADELL	RENAULT CLIO CUP V	5	1:56.954	118.5
2	10:31:38.758	5:38.758	8	Busian Fontan Alcalde	CLUB JARAMA SPORT	PEUGEOT 308 Racing Cup	7	1:55.162	120.3
3	10:32:30.693	6:30.693	15	Alejandro J. Royo Aguadero	MOTOR CLUB SABADELL	RENAULT CLIO CUP V	5	1:53.211	122.4
4	10:34:22.019	8:22.019	15	Alejandro J. Royo Aguadero	MOTOR CLUB SABADELL	RENAULT CLIO CUP V	5	1:51.326	124.4
4	10:35:16.435	9:16.435	56	Luis García García	ESCUDERIA LE MANS	PORSCHE 911 GT3 R	9	1:51.174	124.6
5	10:36:12.875	10:12.875	15	Alejandro J. Royo Aguadero	MOTOR CLUB SABADELL	RENAULT CLIO CUP V	5	1:50.856	125.0
5	10:36:40.986	10:40.986	66	José Alberto Vila Sainz	C.D.E. NACIONAL CNCC-DE CARRERA DE CAMIONES	PEUGEOT 207 RC	5	1:49.464	126.6
5	10:37:04.466	11:04.466	56	Luis García García	ESCUDERIA LE MANS	PORSCHE 911 GT3 R	9	1:48.031	128.2
6	10:38:51.232	12:51.232	56	Luis García García	ESCUDERIA LE MANS	PORSCHE 911 GT3 R	9	1:46.766	129.8
6	10:40:53.484	14:53.484	8	Busian Fontan Alcalde	CLUB JARAMA SPORT	PEUGEOT 308 Racing Cup	7	1:46.452	130.1
7	10:43:35.443	17:35.443	33	Juan Fco. Gastañaga Martinez	A.D. DESGUACES LA TORRE	SEAT LEON TCR v2 DSG	8	1:46.449	130.2
9	10:44:11.822	18:11.822	56	Luis García García	ESCUDERIA LE MANS	PORSCHE 911 GT3 R	9	1:46.055	130.6
8	10:45:19.645	19:19.645	33	Juan Fco. Gastañaga Martinez	A.D. DESGUACES LA TORRE	SEAT LEON TCR v2 DSG	8	1:44.202	133.0



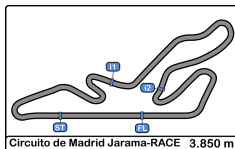
Circuito de Madrid Jarama - RACE

División 2

Entrenamiento Libre

Mejor Máxima Velocidad del Evento

Cls	Nº	Piloto	Concursante	Vehículo	Cat	Km/h	Sesión
1	56	Luis García García	ESCUADERIA LE MANS	PORSCHE 911 GT3 R	9	236.3	Entrenamiento Libre
2	8	Busian Fontan Alcalde	CLUB JARAMA SPORT	PEUGEOT 308 Racing Cup	7	221.3	Entrenamiento Libre
3	33	Juan Fco. Gastañaga Martínez	A.D. DESGUACES LA TORRE	SEAT LEON TCR v2 DSG	8	213.8	Entrenamiento Libre
4	42	Luis Lopez Anos	R.A.C. CIRCUITO GUADALOPE	PORSCHE 968 CS	C-L	211.7	Entrenamiento Libre
5	34	Eloy Iñigo Varas	R A C E	SEAT LEON MK 1	6	205.3	Entrenamiento Libre
6	14	Alfonso Sangrador Alvarez	LA RUINA RACING	HONDA CIVIC 1.6	5	202.6	Entrenamiento Libre
7	15	Alejandro J. Royo Aguadero	MOTOR CLUB SABADELL	RENAULT CLIO CUP V	5	200.3	Entrenamiento Libre
8	31	Eddie Theo Ramirez Eriksson	CLUB JARAMA SPORT	RENAULT CLIO CUP III	5	197.4	Entrenamiento Libre
9	66	José Alberto Vila Sainz	C.D.E. NACIONAL ONCE DE CARRERA DE CAMIONES	PEUGEOT 207 RC	5	196.7	Entrenamiento Libre
10	17	Antonio Castro Ortega	R A C E	PORSCHE 968 Turbo	C-L	196.0	Entrenamiento Libre
11	41	Diego Blanco Torrecilla	CLUB JARAMA SPORT	PORSCHE 911 2.7	C-L	192.5	Entrenamiento Libre
12	43	Juan Carlos Zorrilla Hierro	C.D.E. OUVREUR	PORSCHE 968 CS	C-L	187.8	Entrenamiento Libre
13	6	Francisco Comendador Romero	C.D.E. DEYSCOM SPORT	SUBARU WRX	8	187.1	Entrenamiento Libre
14	35	Juan Carlos Lopez Olmo	EFICAR TEAM	MERCEDES BENZ 190E	C-L	185.8	Entrenamiento Libre
15	12	Jesús A. Morales Anguita	ESC. CERRO NEGRO	RENAULT CLIO CUP II	5	185.5	Entrenamiento Libre
16	11	Pablo Choclan Mendez	EFICAR TEAM	SEAT LEON 1.8	6	74.6	Entrenamiento Libre



Circuito de Madrid Jarama - RACE

División 2

Entrenamiento Libre

Tiempos Parada en Pit

6 Francisco Comendador Romero SUBARU WRX

8 C.D.E. DEYSCOM SPORT

Nr.	Hora Día Entrada	Tiempo Entrada	Tiempo Salida	Tiempo Box	T. Box Total
1	10:38:24.589	10:38:24.589	10:39:47.693	0:01:23.104	0:01:23.104

8 Busian Fontan Alcalde PEUGEOT 308 Racing Cup

7 CLUB JARAMA SPORT

Nr.	Hora Día Entrada	Tiempo Entrada	Tiempo Salida	Tiempo Box	T. Box Total
1	10:33:29.998	10:33:29.998	10:35:34.991	0:02:04.993	0:02:04.993

12 Jesús A. Morales Anguita RENAULT CLIO CUP II

5 ESC. CERRO NEGRO

Nr.	Hora Día Entrada	Tiempo Entrada	Tiempo Salida	Tiempo Box	T. Box Total
1	10:40:06.444	10:40:06.444	10:42:28.235	0:02:21.791	0:02:21.791

17 Antonio Castro Ortega PORSCHE 968 Turbo

C-L R A C E

Nr.	Hora Día Entrada	Tiempo Entrada	Tiempo Salida	Tiempo Box	T. Box Total
1	10:31:22.185	10:31:22.185	10:33:29.181	0:02:06.996	0:02:06.996
2	10:42:59.222	10:42:59.222	10:44:43.176	0:01:43.954	0:03:50.950

31 Eddie Theo Ramirez Eriksson RENAULT CLIO CUP III

5 CLUB JARAMA SPORT

Nr.	Hora Día Entrada	Tiempo Entrada	Tiempo Salida	Tiempo Box	T. Box Total
1	10:33:53.204	10:33:53.204	10:35:01.136	0:01:07.932	0:01:07.932

33 Juan Fco. Gastafiaga Martinez SEAT LEON TCR v2 DSG

8 A.D. DESGUACES LA TORRE

Nr.	Hora Día Entrada	Tiempo Entrada	Tiempo Salida	Tiempo Box	T. Box Total
1	10:31:17.383	10:31:17.383	10:34:25.997	0:03:08.614	0:03:08.614

34 Eloy Iñigo Varas SEAT LEON MK 1

6 R A C E

Nr.	Hora Día Entrada	Tiempo Entrada	Tiempo Salida	Tiempo Box	T. Box Total
1	10:38:12.589	10:38:12.589	10:40:24.266	0:02:11.677	0:02:11.677

41 Diego Blanco Torrecilla PORSCHE 911 2.7

C-L CLUB JARAMA SPORT

Nr.	Hora Día Entrada	Tiempo Entrada	Tiempo Salida	Tiempo Box	T. Box Total
1	10:36:19.967	10:36:19.967	10:40:20.030	0:04:00.063	0:04:00.063

42 Luis Lopez Anos PORSCHE 968 CS

C-L R.A.C. CIRCUITO GUADALOPE

Nr.	Hora Día Entrada	Tiempo Entrada	Tiempo Salida	Tiempo Box	T. Box Total
1	10:39:24.938	10:39:24.938	10:41:21.903	0:01:56.965	0:01:56.965

56 Luis García García PORSCHE 911 GT3 R

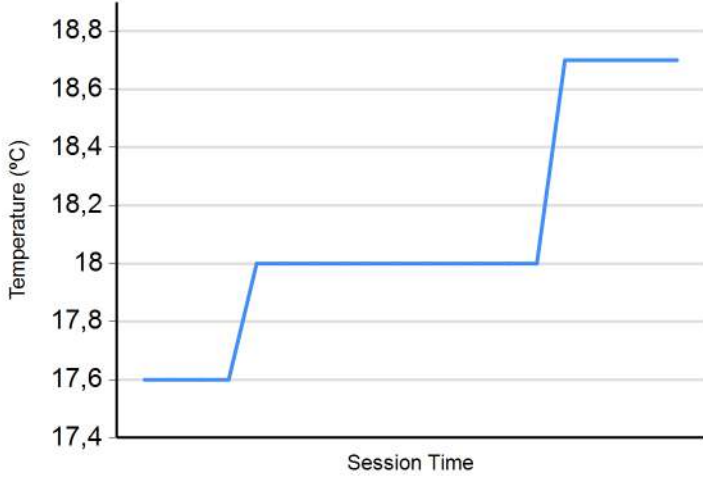
9 ESCUDERIA LE MANS

Nr.	Hora Día Entrada	Tiempo Entrada	Tiempo Salida	Tiempo Box	T. Box Total
1	10:28:57.760	10:28:57.760	10:29:27.635	0:00:29.875	0:00:29.875

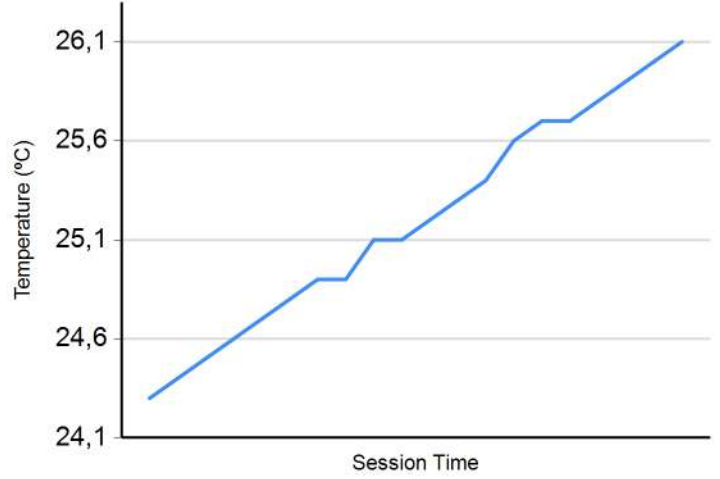


Circuito de Madrid Jarama - RACE
División 2
Entrenamiento Libre
Informe Meteorológico

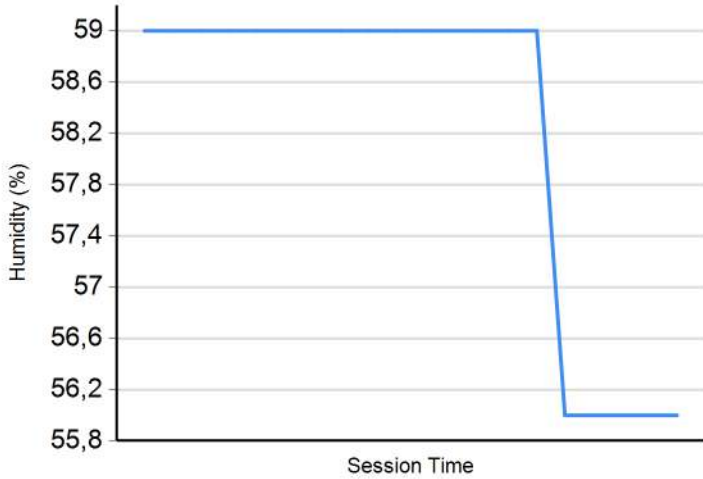
Temperatura Aire



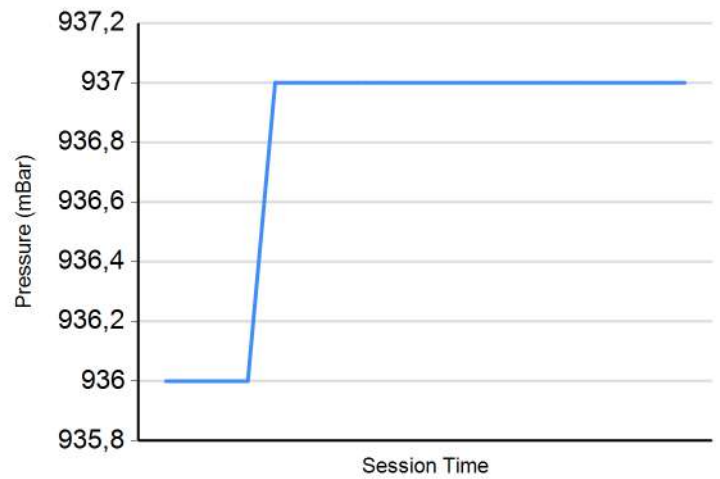
Temperatura Pista



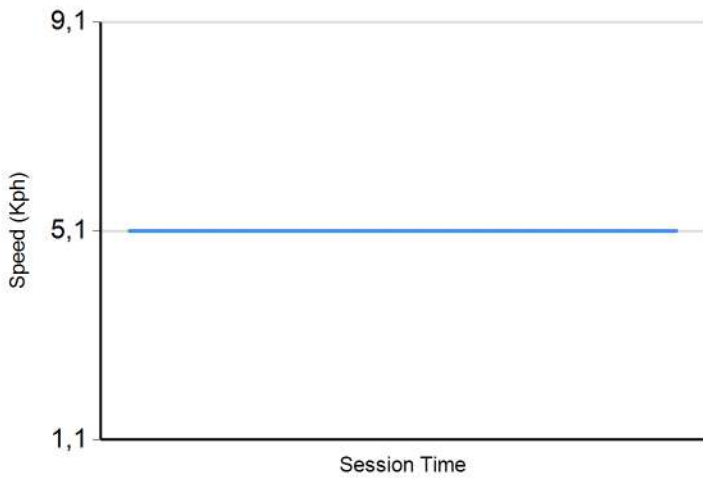
Humedad



Presión

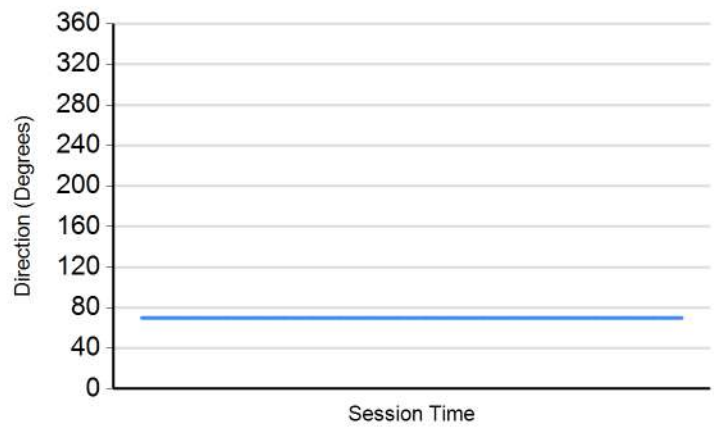


Velocidad Viento



Dirección Viento

North = 0°/360° Est = 90° South = 180° West = 270°





Circuito de Madrid Jarama - RACE

División 2

Entrenamiento cronometrado

Resultados Provisionales

Circuito de Madrid Jarama-RACE 3.850 m.

Clas	Nº	Piloto	Concursante	Vehiculo	Cat	Clas	N.V.	V.R.	Tiempo	Dif 1º	Dif Ant.	Km/h
1	33	Juan Fco. Gastañaga Martínez	A.D. DESGUACES LA TORRE	SEAT LEON TCR v2 DSG	8	1	11	6	1:41.426			136.6
2	6	Francisco Comendador Romero	C.D.E. DEYSCOM SPORT	SUBARU WRX	8	2	10	4	1:42.721	1.295	1.295	134.9
3	17	Antonio Castro Ortega	R A C E	PORSCHE 968 Turbo	C-L	1	6	4	1:46.339	4.913	3.618	130.3
4	8	Busian Fontan Alcalde	CLUB JARAMA SPORT	PEUGEOT 308 Racing Cup	7	1	8	2	1:47.820	6.394	1.481	128.5
5	14	Alfonso Sangrador Alvarez	LA RUINA RACING	HONDA CIVIC 1.6	5	1	9	8	1:49.044	7.618	1.224	127.1
6	15	Alejandro J. Royo Aguadero	MOTOR CLUB SABADELL	RENAULT CLIO CUP V	5	2	12	5	1:49.999	8.573	0.955	126.0
7	66	José Alberto Vila Sainz	C.D.E. NACIONAL CHOC DE CARRERA DE CAMIONES	PEUGEOT 207 RC	5	3	9	6	1:50.224	8.798	0.225	125.7
8	34	Eloy Iñigo Varas	R A C E	SEAT LEON MK 1	6	1	5	4	1:50.830	9.404	0.606	125.0
9	35	Juan Carlos Lopez Olmo	EFICAR TEAM	MERCEDES BENZ	C-L	2	6	5	1:51.374	9.948	0.544	124.4
10	43	Juan Carlos Zorrilla Hierro	C.D.E. OUVREUR	PORSCHE 968 CS	C-L	3	9	5	1:51.585	10.159	0.211	124.2
11	12	Jesús A. Morales Anguita	ESC. CERRO NEGRO	RENAULT CLIO CUP II	5	4	9	6	1:54.205	12.779	2.620	121.3
12	31	Eddie Theo Ramirez Eriksson	CLUB JARAMA SPORT	RENAULT CLIO CUP III	5	5	4	2	1:55.097	13.671	0.892	120.4
13	41	Diego Blanco Torrecilla	CLUB JARAMA SPORT	PORSCHE 911 2.7	C-L	4	4	3	1:56.629	15.203	1.532	118.8
14	11	Pablo Choclan Mendez	EFICAR TEAM	SEAT LEON 1.8	6	2	6	5	2:02.475	21.049	5.846	113.1
15	56	Luis García García	ESCUADERIA LE MANS	PORSCHE 911 GT3 R	9	1	1	1	11:29:31.318	11:27:49.8	11:27:28.8	00.0

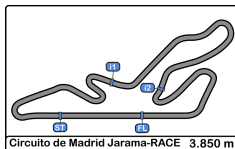
Publicada a las:.....

Temp. Pista: 32.0 °C Temp. Aire: 21.4 °C Humedad: 48 % Estado Pista: SECA

Comisarios Deportivos:

Director de Carrera:

Cronometrador:



Circuito de Madrid Jarama - RACE
División 2
Entrenamiento cronometrado
Resultados Provisionales por Categoría

Clas	Nº	Piloto	Concursante	Vehiculo	Cat	Clas	N.V.	V.R.	Tiempo	Dif 1º	Dif Ant.	Km/h
Campeonato RACE 'Categoría 5'												
1	14	Alfonso Sangrador Alvarez	LA RUINA RACING	HONDA CIVIC 1.6	5	1	9	8	1:49.044			127.1
2	15	Alejandro J. Royo Aguadero	MOTOR CLUB SABADELL	RENAULT CLIO CUP V	5	2	12	5	1:49.999	0.955	0.955	126.0
3	66	José Alberto Vila Sainz	C.D.E. NACIONAL CNCC DE CARRERA DE CAMIONES	PEUGEOT 207 RC	5	3	9	6	1:50.224	1.180	0.225	125.7
4	12	Jesús A. Morales Anguita	ESC. CERRO NEGRO	RENAULT CLIO CUP II	5	4	9	6	1:54.205	5.161	3.981	121.3
5	31	Eddie Theo Ramirez Eriksson	CLUB JARAMA SPORT	RENAULT CLIO CUP III	5	5	4	2	1:55.097	6.053	0.892	120.4
Campeonato RACE 'Categoría 6'												
1	34	Eloy Iñigo Varas	R A C E	SEAT LEON MK 1	6	1	5	4	1:50.830			125.0
2	11	Pablo Choclan Mendez	EFICAR TEAM	SEAT LEON 1.8	6	2	6	5	2:02.475	11.645	11.645	113.1
Campeonato RACE 'Categoría 7'												
1	8	Busian Fontan Alcalde	CLUB JARAMA SPORT	PEUGEOT 308 Racing Cup	7	1	8	2	1:47.820			128.5
Campeonato RACE 'Categoría 8'												
1	33	Juan Fco. Gastañaga Martinez	A.D. DESGUACES LA TORRE	SEAT LEON TCR v2 DSG	8	1	11	6	1:41.426			136.6
2	6	Francisco Comendador Romero	C.D.E. DEYSCOM SPORT	SUBARU WRX	8	2	10	4	1:42.721	1.295	1.295	134.9
Campeonato RACE 'Categoría 9'												
1	56	Luis García García	ESCUADERIA LE MANS	PORSCHE 911 GT3 R	9	1	1	1	11:29:31.318			00.0
Campeonato RACE 'Categoría CLASICOS-LEGEND'												
1	17	Antonio Castro Ortega	R A C E	PORSCHE 968 Turbo	C-L	1	6	4	1:46.339			130.3
2	35	Juan Carlos Lopez Olmo	EFICAR TEAM	MERCEDES BENZ	C-L	2	6	5	1:51.374	5.035	5.035	124.4
3	43	Juan Carlos Zorrilla Hierro	C.D.E. OUVREUR	PORSCHE 968 CS	C-L	3	9	5	1:51.585	5.246	0.211	124.2
4	41	Diego Blanco Torrecilla	CLUB JARAMA SPORT	PORSCHE 911 2.7	C-L	4	4	3	1:56.629	10.290	5.044	118.8

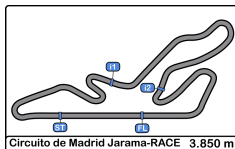
Publicada a las:.....

Temp. Pista: 32.0 °C Temp. Aire: 21.4 °C Humedad: 48 % Estado Pista: SECA

Comisarios Deportivos:

Director de Carrera:

Cronometrador:



Circuito de Madrid Jarama - RACE

División 2

Entrenamiento cronometrado

Tiempos Por Vuelta

6	Francisco Comendador Romero	SUBARU WRX	14	Alfonso Sangrador Alvarez	HONDA CIVIC 1.6
	8	C.D.E. DEYSCOM SPORT		5	LA RUINA RACING

Vta. D	Tiempo	Sector 1	Sector 2	Sector 3	V. Max.	Elapsed	Vta. D	Tiempo	Sector 1	Sector 2	Sector 3	V. Max.	Elapsed
1	11:31:46.791	11:30:37.233	37.773	31.785	95.4	11:31:46.791	1	11:29:37.196	11:28:15.466	46.177	35.553	67.8	11:29:37.196
2	1:48.483	43.438	35.457	29.588	199.2	11:33:35.274	2	2:00.730	48.303	40.068	32.359	168.4	11:31:37.926
3	1:42.815	40.453	33.901	28.461	215.1	11:35:18.089	3	1:53.539	43.969	37.814	31.756	203.0	11:33:31.465
4	1:42.721	40.239	33.859	28.623	206.1	11:37:00.810	4	2:05.979 P	45.933	38.705	41.341	204.5	11:35:37.444
5	1:42.813	40.080	34.086	28.647	213.0	11:38:43.623	5	6:39.233	5:22.320	40.722	36.191	90.9	11:42:16.677
6	1:43.807	40.049	33.944	29.814	216.0	11:40:27.430	6	1:55.112	44.683	39.234	31.195	198.1	11:44:11.789
7	1:55.617 P	42.471	34.056	39.090	170.0	11:42:23.047	7	1:49.069	41.978	36.663	30.428	203.3	11:46:00.858
8	3:05.505	2:00.466	35.097	29.942	115.6	11:45:28.552	8	1:49.044	41.954	36.435	30.655	204.5	11:47:49.902
9	2:00.447	46.558	41.932	31.957	172.5	11:47:28.999	9	2:28.917 P	52.714	47.768	48.435	139.8	11:50:18.819
10	2:24.258 P	52.868	45.473	45.917	120.1	11:49:53.257							

8	Busian Fontan Alcalde	PEUGEOT 308 Racing Cup	15	Alejandro J. Royo Aguadero	RENAULT CLIO CUP V
	7	CLUB JARAMA SPORT		5	MOTOR CLUB SABADELL

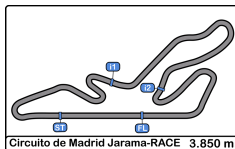
Vta. D	Tiempo	Sector 1	Sector 2	Sector 3	V. Max.	Elapsed	Vta. D	Tiempo	Sector 1	Sector 2	Sector 3	V. Max.	Elapsed
1	11:33:21.478	11:32:13.561	37.226	30.691	91.6	11:33:21.478	1	11:29:20.597	11:28:06.751	40.828	33.018	80.2	11:29:20.597
2	1:47.820	41.845	35.874	30.101	219.0	11:35:09.298	2	1:54.952	44.502	38.690	31.760	190.4	11:31:15.549
3	1:55.699	48.177	37.201	30.321	220.8	11:37:04.997	3	1:57.411	48.328	38.041	31.042	194.9	11:33:12.960
4	1:48.880	41.854	36.495	30.531	220.4	11:38:53.877	4	1:50.095	42.183	37.029	30.883	198.1	11:35:03.055
5	1:54.347 P	41.859	35.971	36.517	213.8	11:40:48.224	5	1:49.999	42.008	37.068	30.923	198.1	11:36:53.054
6	3:11.451	2:03.163	37.276	31.012	107.5	11:43:59.675	6	1:50.217	42.221	37.040	30.956	198.5	11:38:43.271
7	1:48.941	42.200	36.034	30.707	216.8	11:45:48.616	7	1:50.452	42.201	37.146	31.105	200.0	11:40:33.723
8	2:00.704 P	42.181	36.361	42.162	219.5	11:47:49.320	8	1:57.284	42.349	38.553	36.382	198.5	11:42:31.007
							9	1:50.161	42.222	37.126	30.813	198.8	11:44:21.168
							10	2:00.775	43.472	44.793	32.510	198.1	11:46:21.943
							11	1:50.493	42.225	37.120	31.148	199.6	11:48:12.436
							12	2:34.978 P	52.804	50.567	51.607	173.0	11:50:47.414

11	Pablo Choclan Mendez	SEAT LEON 1.8	17	Antonio Castro Ortega	PORSCHE 968 Turbo
	6	EFICAR TEAM		C-L	RACE

Vta. D	Tiempo	Sector 1	Sector 2	Sector 3	V. Max.	Elapsed	Vta. D	Tiempo	Sector 1	Sector 2	Sector 3	V. Max.	Elapsed
1	11:30:07.477	11:28:41.884	47.802	37.791	74.3	11:30:07.477	1	11:34:08.070	11:32:49.283	44.608	34.179	58.4	11:34:08.070
2	2:08.747	49.620	44.215	34.912	151.8	11:32:16.224	2	1:51.979	43.818	38.245	29.916	174.1	11:36:00.049
3	2:08.140	48.751	45.065	34.324	160.7	11:34:24.364	3	1:46.905	41.318	36.354	29.233	181.8	11:37:46.954
4	2:03.672	47.169	42.433	34.070	169.0	11:36:28.036	4	1:46.339	40.550	35.503	30.286	190.8	11:39:33.293
5	2:02.475	46.722	42.219	33.534	163.8	11:38:30.511	5	1:51.502	40.414	40.227	30.861	202.2	11:41:24.795
6	2:11.658 P	46.450	41.847	43.361	171.9	11:40:42.169	6	2:10.629 P	41.151	44.545	44.933	207.6	11:43:35.424

12	Jesús A. Morales Anguita	RENAULT CLIO CUP II	31	Eddie Theo Ramirez Eriksson	RENAULT CLIO CUP III
	5	ESC. CERRO NEGRO		5	CLUB JARAMA SPORT

Vta. D	Tiempo	Sector 1	Sector 2	Sector 3	V. Max.	Elapsed	Vta. D	Tiempo	Sector 1	Sector 2	Sector 3	V. Max.	Elapsed
1	11:30:01.818	11:28:38.769	45.666	37.383	81.4	11:30:01.818	1	11:33:20.549	11:32:03.883	43.213	33.453	87.5	11:33:20.549
2	2:07.638	52.394	41.742	33.502	160.7	11:32:09.456	2	1:55.097	44.439	38.715	31.943	183.0	11:35:15.646
3	1:57.386	45.739	39.220	32.427	190.1	11:34:06.842	3	2:04.619 P	44.531	38.558	41.530	194.5	11:37:20.265
4	1:59.450	46.757	39.703	32.990	187.8	11:36:06.292	4	3:16.019	2:03.260	38.874	33.885	90.8	11:40:36.284
5	1:55.683	44.752	38.727	32.204	188.8	11:38:01.975	5		47.173			187.8	
6	1:54.205	43.919	38.144	32.142	194.9	11:39:56.180							
7	1:55.620	44.505	38.603	32.512	194.2	11:41:51.800							
8	1:56.626	44.579	39.530	32.517	193.5	11:43:48.426							
9	2:10.180 P	44.910	39.233	46.037	185.5	11:45:58.606							



Circuito de Madrid Jarama - RACE

División 2

Entrenamiento cronometrado

Tiempos Por Vuelta

33	Juan Fco. Gastañaga Martínez	SEAT LEON TCR v2 DSG	56	Luis García García	PORSCHE 911 GT3 R
8	A.D. DESGUACES LA TORRE		9	ESCUDERIA LE MANS	

Vta. D	Tiempo	Sector 1	Sector 2	Sector 3	V. Max.	Elapsed	Vta. D	Tiempo	Sector 1	Sector 2	Sector 3	V. Max.	Elapsed	
1	11:29:17.895	11:28:05.341	39.868	32.686	76.4	11:29:17.895	1	11:29:31.318	11:28:16.091	42.064	33.163	67.2	11:29:31.318	
2	2:03.264 P	43.592	37.156	42.516	190.1	11:31:21.159	66						José Alberto Vila Sainz	PEUGEOT 207 RC
3	4:45.338	3:21.216	51.084	33.038	69.6	11:36:06.497	5 C.D.E. NACIONAL -CNCC- DE CARRERA DE CA							
4	1:42.689	39.515	34.456	28.718	225.4	11:37:49.186	Vta. D	Tiempo	Sector 1	Sector 2	Sector 3	V. Max.	Elapsed	
5	1:43.307	39.554	34.753	29.000	213.0	11:39:32.493	1	11:29:53.713	11:28:27.241	49.398	37.074	63.4	11:29:53.713	
6	1:41.426	39.169	33.747	28.510	221.7	11:41:13.919	2	2:02.710	50.612	39.359	32.739	144.5	11:31:56.423	
7	1:43.479	39.358	34.720	29.401	216.8	11:42:57.398	3	2:03.915 P	45.966	37.948	40.001	194.9	11:34:00.338	
8	1:45.840	39.673	36.458	29.709	207.2	11:44:43.238	4	2:57.630	1:47.121	37.181	33.328	81.9	11:36:57.968	
9	1:41.667	39.463	33.714	28.490	225.9	11:46:24.905	5	1:53.348	42.198	38.186	32.964	200.7	11:38:51.316	
10	1:48.129	40.495	37.047	30.587	227.8	11:48:13.034	6	1:50.224	42.179	36.175	31.870	203.0	11:40:41.540	
11	3:21.001 P	1:07.989	1:05.040	1:07.972	100.7	11:51:34.035	7	2:08.487	49.048	43.827	35.612	155.1	11:42:50.027	

34	Eloy Iñigo Varas	SEAT LEON MK 1			
6	RACE				

Vta. D	Tiempo	Sector 1	Sector 2	Sector 3	V. Max.	Elapsed
1	11:30:00.863 P	11:28:25.632	49.547	45.684	64.1	11:30:00.863
2	4:25.410	3:11.652	41.388	32.370	76.3	11:34:26.273
3	1:53.283	44.247	37.544	31.492	205.3	11:36:19.556
4	1:50.830	42.949	37.002	30.879	212.1	11:38:10.386
5	4:35.544	42.450	36.678	3:16.416	214.7	11:42:45.930

35	Juan Carlos Lopez Olmo	MERCEDES BENZ 190E			
C-L	EFICAR TEAM				

Vta. D	Tiempo	Sector 1	Sector 2	Sector 3	V. Max.	Elapsed
1	11:29:20.561	11:28:06.437	42.178	31.946	64.0	11:29:20.561
2	1:52.039	43.379	37.541	31.119	195.6	11:31:12.600
3	2:15.569 P	46.890	43.955	44.724	194.9	11:33:28.169
4	4:25.362	3:15.459	38.578	31.325	96.2	11:37:53.531
5	1:51.374	43.080	37.112	31.182	201.1	11:39:44.905
6	2:23.242 P	47.227	49.630	46.385	206.1	11:42:08.147

41	Diego Blanco Torrecilla	PORSCHE 911 2.7			
C-L	CLUB JARAMA SPORT				

Vta. D	Tiempo	Sector 1	Sector 2	Sector 3	V. Max.	Elapsed
1	11:29:57.078	11:28:30.654	48.360	38.064	66.1	11:29:57.078
2	2:08.477	52.899	41.614	33.964	165.6	11:32:05.555
3	1:56.629	45.749	37.862	33.018	183.0	11:34:02.184
4	2:21.447 P	50.607	43.368	47.472	157.2	11:36:23.631

43	Juan Carlos Zorrilla Hierro	PORSCHE 968 CS			
C-L	C.D.E. OUVREUR				

Vta. D	Tiempo	Sector 1	Sector 2	Sector 3	V. Max.	Elapsed
1	11:29:50.054	11:28:13.423	54.239	42.392	58.7	11:29:50.054
2	2:15.145	57.987	43.045	34.113	133.0	11:32:05.199
3	2:16.601	55.528	48.312	32.761	177.0	11:34:21.800
4	1:52.734	43.417	37.713	31.604	186.2	11:36:14.534
5	1:51.585	43.336	37.364	30.885	182.4	11:38:06.119
6	2:26.684 P	49.725	49.287	47.672	169.2	11:40:32.803
7	4:43.258	3:16.307	54.107	32.844	63.8	11:45:16.061
8	1:51.834	43.087	37.614	31.133	193.5	11:47:07.895
9	2:50.988 P	55.347	1:01.980	53.661	156.0	11:49:58.883



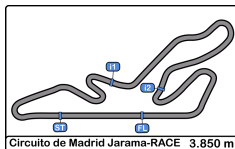
Circuito de Madrid Jarama - RACE

División 2

Entrenamiento cronometrado

Mejores Sectores

Sector - 1			Sector - 2			Sector - 3			Vuelta Ideal vs Mejor Vuelta						
Clas	Nº	Piloto	Tiempo	Nº	Piloto	Tiempo	Nº	Piloto	Tiempo	Clas	Nº	Piloto	Vta. Ideal	Mejor Vta.	Clas
1	33	Juan Fco. Gastañaga Martínez	39.169	33	Juan Fco. Gastañaga Martínez	33.714	6	Francisco Comendador Romero	28.461	1	33	Juan Fco. Gastañaga Martínez	1:41.373	1:41.426	1
2	6	Francisco Comendador Romero	40.049	6	Francisco Comendador Romero	33.859	33	Juan Fco. Gastañaga Martínez	28.490	2	6	Francisco Comendador Romero	1:42.369	1:42.721	2
3	17	Antonio Castro Ortega	40.414	17	Antonio Castro Ortega	35.503	17	Antonio Castro Ortega	29.233	3	17	Antonio Castro Ortega	1:45.150	1:46.339	3
4	8	Busian Fontan Alcalde	41.845	8	Busian Fontan Alcalde	35.874	8	Busian Fontan Alcalde	30.101	4	8	Busian Fontan Alcalde	1:47.820	1:47.820	4
5	14	Alfonso Sangrador Alvarez	41.954	66	José Alberto Vila Sainz	36.175	14	Alfonso Sangrador Alvarez	30.428	5	14	Alfonso Sangrador Alvarez	1:48.817	1:49.044	5
6	15	Alejandro J. Royo Aguadero	42.008	14	Alfonso Sangrador Alvarez	36.435	15	Alejandro J. Royo Aguadero	30.813	6	15	Alejandro J. Royo Aguadero	1:49.850	1:49.999	6
7	66	José Alberto Vila Sainz	42.179	34	Eloy Iñigo Varas	36.678	34	Eloy Iñigo Varas	30.879	7	34	Eloy Iñigo Varas	1:50.007	1:50.830	8
8	34	Eloy Iñigo Varas	42.450	15	Alejandro J. Royo Aguadero	37.029	43	Juan Carlos Zorrilla Hierro	30.885	8	66	José Alberto Vila Sainz	1:50.224	1:50.224	7
9	35	Juan Carlos Lopez Olmo	43.080	35	Juan Carlos Lopez Olmo	37.112	35	Juan Carlos Lopez Olmo	31.119	9	35	Juan Carlos Lopez Olmo	1:51.311	1:51.374	9
10	43	Juan Carlos Zorrilla Hierro	43.087	43	Juan Carlos Zorrilla Hierro	37.364	66	José Alberto Vila Sainz	31.870	10	43	Juan Carlos Zorrilla Hierro	1:51.336	1:51.585	10
11	12	Jesús A. Morales Anguita	43.919	41	Diego Blanco Torrecilla	37.862	31	Eddie Theo Ramirez Eriksson	31.943	11	12	Jesús A. Morales Anguita	1:54.205	1:54.205	11
12	31	Eddie Theo Ramirez Eriksson	44.439	12	Jesús A. Morales Anguita	38.144	12	Jesús A. Morales Anguita	32.142	12	31	Eddie Theo Ramirez Eriksson	1:54.940	1:55.097	12
13	41	Diego Blanco Torrecilla	45.749	31	Eddie Theo Ramirez Eriksson	38.558	41	Diego Blanco Torrecilla	33.018	13	41	Diego Blanco Torrecilla	1:56.629	1:56.629	13
14	11	Pablo Choclan Mendez	46.450	11	Pablo Choclan Mendez	41.847	56	Luis García García	33.163	14	11	Pablo Choclan Mendez	2:01.831	2:02.475	14
15	56	Luis García García	Transpo	56	Luis García García	42.064	11	Pablo Choclan Mendez	33.534	15	56	Luis García García	Transpo	Transpo	15



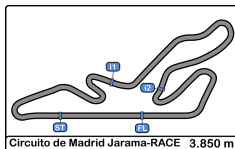
Circuito de Madrid Jarama - RACE

División 2

Entrenamiento cronometrado

5 Mejores Tiempos

Clas	Nº	Piloto	Concursante	Vehiculo	Cat	Mejor 1		Mejor 2		Mejor 3		Mejor 4		Mejor 5	
						Tiempo	Vta.	Tiempo	Vta.	Tiempo	Vta.	Tiempo	Vta.	Tiempo	Vta.
1	33	Juan Fco. Gastañaga Martínez	A.D. DESGUACES LA TORRE	SEAT LEON TCR v2 DSG	8	1:41.426	6	1:41.667	9	1:42.689	4	1:43.307	5	1:43.479	7
2	6	Francisco Comendador Romero	C.D.E. DEYSCOM SPORT	SUBARU WRX	8	1:42.721	4	1:42.813	5	1:42.815	3	1:43.807	6	1:48.483	2
3	17	Antonio Castro Ortega	R A C E	PORSCHE 968 Turbo	C-L	1:46.339	4	1:46.905	3	1:51.502	5	1:51.979	2	2:10.629	6
4	8	Busian Fontan Alcalde	CLUB JARAMA SPORT	PEUGEOT 308 Racing Cup	7	1:47.820	2	1:48.880	4	1:48.941	7	1:54.347	5	1:55.699	3
5	14	Alfonso Sangrador Alvarez	LA RUINA RACING	HONDA CIVIC 1.6	5	1:49.044	8	1:49.069	7	1:53.539	3	1:55.112	6	2:00.730	2
6	15	Alejandro J. Royo Aguadero	MOTOR CLUB SABADELL	RENAULT CLIO CUP V	5	1:49.999	5	1:50.095	4	1:50.161	9	1:50.217	6	1:50.452	7
7	66	José Alberto Vila Sainz	C.D.E. NACIONAL CNCC DE CARRERA DE CAMIONES	PEUGEOT 207 RC	5	1:50.224	6	1:53.348	5	2:02.710	2	2:03.915	3	2:08.487	7
8	34	Eloy Iñigo Varas	R A C E	SEAT LEON MK 1	6	1:50.830	4	1:53.283	3	4:25.410	2	4:35.544	5		
9	35	Juan Carlos Lopez Olmo	EFICAR TEAM	MERCEDES BENZ	C-L	1:51.374	5	1:52.039	2	2:15.569	3	2:23.242	6	4:25.362	4
10	43	Juan Carlos Zorrilla Hierro	C.D.E. OUVREUR	PORSCHE 968 CS	C-L	1:51.585	5	1:51.834	8	1:52.734	4	2:15.145	2	2:16.601	3
11	12	Jesús A. Morales Anguita	ESC. CERRO NEGRO	RENAULT CLIO CUP II	5	1:54.205	6	1:55.620	7	1:55.683	5	1:56.626	8	1:57.386	3
12	31	Eddie Theo Ramirez Eriksson	CLUB JARAMA SPORT	RENAULT CLIO CUP III	5	1:55.097	2	2:04.619	3	3:16.019	4				
13	41	Diego Blanco Torrecilla	CLUB JARAMA SPORT	PORSCHE 911 2.7	C-L	1:56.629	3	2:08.477	2	2:21.447	4				
14	11	Pablo Choclan Mendez	EFICAR TEAM	SEAT LEON 1.8	6	2:02.475	5	2:03.672	4	2:08.140	3	2:08.747	2	2:11.658	6
15	56	Luis García García	ESCUADERIA LE MANS	PORSCHE 911 GT3 R	9										



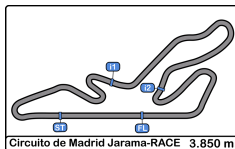
Circuito de Madrid Jarama - RACE

División 2

Entrenamiento cronometrado

5 Mejores Velocidades

Clas	Nº	Piloto	Concursante	Vehiculo	Cat	Maxima 1		Maxima 2		Maxima 3		Maxima 4		Maxima 5		Media
						Km/h	Vta.	Km/h	Vta.	Km/h	Vta.	Km/h	Vta.	Km/h	Vta.	
1	33	Juan Fco. Gastañaga Martínez	A.D. DESGUACES LA TORRE	SEAT LEON TCR v2 DSG	8	227.8	10	225.9	9	225.4	4	221.7	6	216.8	7	223.5
2	8	Busian Fontan Alcalde	CLUB JARAMA SPORT	PEUGEOT 308 Racing Cup	7	220.8	3	220.4	4	219.5	8	219.0	2	216.8	7	219.3
3	6	Francisco Comendador Romero	C.D.E. DEYSCOM SPORT	SUBARU WRX	8	216.0	6	215.1	3	213.0	5	206.1	4	199.2	2	209.9
4	34	Eloy Iñigo Varas	R A C E	SEAT LEON MK 1	6	214.7	5	212.1	4	205.3	3	76.3	2	64.1	1	154.5
5	17	Antonio Castro Ortega	R A C E	PORSCHE 968 Turbo	C-L	207.6	6	202.2	5	190.8	4	181.8	3	174.1	2	191.3
6	35	Juan Carlos Lopez Olmo	EFICAR TEAM	MERCEDES BENZ	C-L	206.1	6	201.1	5	195.6	2	194.9	3	96.2	4	178.8
7	14	Alfonso Sangrador Alvarez	LA RUINA RACING	HONDA CIVIC 1.6	5	204.5	4	204.5	8	203.3	7	203.0	3	198.1	6	202.7
8	66	José Alberto Vila Sainz	C.D.E. NACIONAL CIRC. DE CARRERA DE CAMIONES	PEUGEOT 207 RC	5	203.0	6	200.7	5	196.7	9	194.9	3	155.1	7	190.1
9	15	Alejandro J. Royo Aguadero	MOTOR CLUB SABADELL	RENAULT CLIO CUP V	5	200.0	7	199.6	11	198.8	9	198.5	6	198.5	8	199.1
10	12	Jesús A. Morales Anguita	ESC. CERRO NEGRO	RENAULT CLIO CUP II	5	194.9	6	194.2	7	193.5	8	190.1	3	188.8	5	192.3
11	31	Eddie Theo Ramirez Eriksson	CLUB JARAMA SPORT	RENAULT CLIO CUP III	5	194.5	3	187.8	5	183.0	2	90.8	4	87.5	1	148.7
12	43	Juan Carlos Zorrilla Hierro	C.D.E. OUVREUR	PORSCHE 968 CS	C-L	193.5	8	186.2	4	182.4	5	177.0	3	169.2	6	181.7
13	56	Luis García García	ESCUADERIA LE MANS	PORSCHE 911 GT3 R	9	193.5	2	67.2	1							130.3
14	41	Diego Blanco Torrecilla	CLUB JARAMA SPORT	PORSCHE 911 2.7	C-L	183.0	3	165.6	2	157.2	4	66.1	1			143.0
15	11	Pablo Choclan Mendez	EFICAR TEAM	SEAT LEON 1.8	6	171.9	6	169.0	4	163.8	5	160.7	3	151.8	2	163.4



Circuito de Madrid Jarama - RACE

División 2

Entrenamiento cronometrado

Secuencia Vueltas Rápidas

<u>Vta</u>	<u>Hora Día</u>	<u>T Sesion</u>	<u>Nº</u>	<u>Piloto</u>	<u>Concursante</u>	<u>Vehiculo</u>	<u>Cat</u>	<u>Tiempo</u>	<u>Km/h</u>
2	11:31:12.600	4:12.600	35	Juan Carlos Lopez Olmo	EFICAR TEAM	MERCEDES BENZ RACE	C-L	1:52.039	123.7
2	11:33:35.274	6:35.274	6	Francisco Comendador Romero	C.D.E. DEYSCOM SPORT	SUBARU WRX	8	1:48.483	127.7
2	11:35:09.298	8:09.298	8	Busian Fontan Alcalde	CLUB JARAMA SPORT	PEUGEOT 308 Racing Cup	7	1:47.820	128.5
3	11:35:18.089	8:18.089	6	Francisco Comendador Romero	C.D.E. DEYSCOM SPORT	SUBARU WRX	8	1:42.815	134.8
4	11:37:00.810	10:00.810	6	Francisco Comendador Romero	C.D.E. DEYSCOM SPORT	SUBARU WRX	8	1:42.721	134.9
4	11:37:49.186	10:49.186	33	Juan Fco. Gastañaga Martinez	A.D. DESGUACES LA TORRE	SEAT LEON TCR v2 DSG	8	1:42.689	134.9
6	11:41:13.919	14:13.919	33	Juan Fco. Gastañaga Martinez	A.D. DESGUACES LA TORRE	SEAT LEON TCR v2 DSG	8	1:41.426	136.6



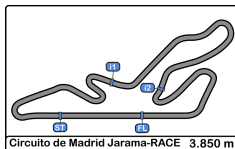
Circuito de Madrid Jarama - RACE

División 2

Entrenamiento cronometrado

Mejor Máxima Velocidad del Evento

Cls	Nº	Piloto	Concursante	Vehiculo	Cat	Km/h	Sesión
1	56	Luis García García	ESCUADERIA LE MANS	PORSCHE 911 GT3 R	9	236.3	Entrenamiento Libre
2	33	Juan Fco. Gastañaga Martínez	A.D. DESGUACES LA TORRE	SEAT LEON TCR v2 DSG	8	227.8	Entrenamiento cronometrado
3	8	Busian Fontan Alcalde	CLUB JARAMA SPORT	PEUGEOT 308 Racing Cup	7	221.3	Entrenamiento Libre
4	6	Francisco Comendador Romero	C.D.E. DEYSCOM SPORT	SUBARU WRX	8	216.0	Entrenamiento cronometrado
5	34	Eloy Iñigo Varas	R A C E	SEAT LEON MK 1	6	214.7	Entrenamiento cronometrado
6	42	Luis Lopez Anos	R.A.C. CIRCUITO GUADALOPE	PORSCHE 968 CS	C-L	211.7	Entrenamiento Libre
7	17	Antonio Castro Ortega	R A C E	PORSCHE 968 Turbo	C-L	207.6	Entrenamiento cronometrado
8	35	Juan Carlos Lopez Olmo	EFICAR TEAM	MERCEDES BENZ 190E	C-L	206.1	Entrenamiento cronometrado
9	14	Alfonso Sangrador Alvarez	LA RUINA RACING	HONDA CIVIC 1.6	5	204.5	Entrenamiento cronometrado
10	66	José Alberto Vila Sainz	C.D.E. NACIONAL - ONCC - DE CARRERA DE CARBONES	PEUGEOT 207 RC	5	203.0	Entrenamiento cronometrado
11	15	Alejandro J. Royo Aguadero	MOTOR CLUB SABADELL	RENAULT CLIO CUP V	5	200.3	Entrenamiento Libre
12	31	Eddie Theo Ramirez Eriksson	CLUB JARAMA SPORT	RENAULT CLIO CUP III	5	197.4	Entrenamiento Libre
13	12	Jesús A. Morales Anguita	ESC. CERRO NEGRO	RENAULT CLIO CUP II	5	194.9	Entrenamiento cronometrado
14	43	Juan Carlos Zorrilla Hierro	C.D.E. OUVREUR	PORSCHE 968 CS	C-L	193.5	Entrenamiento cronometrado
15	41	Diego Blanco Torrecilla	CLUB JARAMA SPORT	PORSCHE 911 2.7	C-L	192.5	Entrenamiento Libre
16	11	Pablo Choclan Mendez	EFICAR TEAM	SEAT LEON 1.8	6	171.9	Entrenamiento cronometrado



Circuito de Madrid Jarama - RACE

División 2

Entrenamiento cronometrado

Tiempos Parada en Pit

6 Francisco Comendador Romero SUBARU WRX

8 C.D.E. DEYSCOM SPORT

Nr.	Hora Día Entrada	Tiempo Entrada	Tiempo Salida	Tiempo Box	T. Box Total
1	11:42:18.594	11:42:18.594	11:43:46.311	0:01:27.717	0:01:27.717

8 Busian Fontan Alcalde PEUGEOT 308 Racing Cup

7 CLUB JARAMA SPORT

Nr.	Hora Día Entrada	Tiempo Entrada	Tiempo Salida	Tiempo Box	T. Box Total
1	11:40:45.426	11:40:45.426	11:42:11.632	0:01:26.206	0:01:26.206

14 Alfonso Sangrador Alvarez HONDA CIVIC 1.6

5 LA RUINA RACING

Nr.	Hora Día Entrada	Tiempo Entrada	Tiempo Salida	Tiempo Box	T. Box Total
1	11:35:33.113	11:35:33.113	11:40:15.265	0:04:42.152	0:04:42.152

31 Eddie Theo Ramirez Eriksson RENAULT CLIO CUP III

5 CLUB JARAMA SPORT

Nr.	Hora Día Entrada	Tiempo Entrada	Tiempo Salida	Tiempo Box	T. Box Total
1	11:37:15.926	11:37:15.926	11:38:41.865	0:01:25.939	0:01:25.939

33 Juan Fco. Gastañaga Martinez SEAT LEON TCR v2 DSG

8 A.D. DESGUACES LA TORRE

Nr.	Hora Día Entrada	Tiempo Entrada	Tiempo Salida	Tiempo Box	T. Box Total
1	11:31:17.001	11:31:17.001	11:33:47.343	0:02:30.342	0:02:30.342

34 Eloy Iñigo Varas SEAT LEON MK 1

6 R A C E

Nr.	Hora Día Entrada	Tiempo Entrada	Tiempo Salida	Tiempo Box	T. Box Total
1	11:29:57.299	11:29:57.299	11:32:23.415	0:02:26.116	0:02:26.116

35 Juan Carlos Lopez Olmo MERCEDES BENZ 190E

C-L EFICAR TEAM

Nr.	Hora Día Entrada	Tiempo Entrada	Tiempo Salida	Tiempo Box	T. Box Total
1	11:33:24.371	11:33:24.371	11:36:00.548	0:02:36.177	0:02:36.177

43 Juan Carlos Zorrilla Hierro PORSCHE 968 CS

C-L C.D.E. OUVREUR

Nr.	Hora Día Entrada	Tiempo Entrada	Tiempo Salida	Tiempo Box	T. Box Total
1	11:40:28.714	11:40:28.714	11:42:54.700	0:02:25.986	0:02:25.986

66 José Alberto Vila Sainz PEUGEOT 207 RC

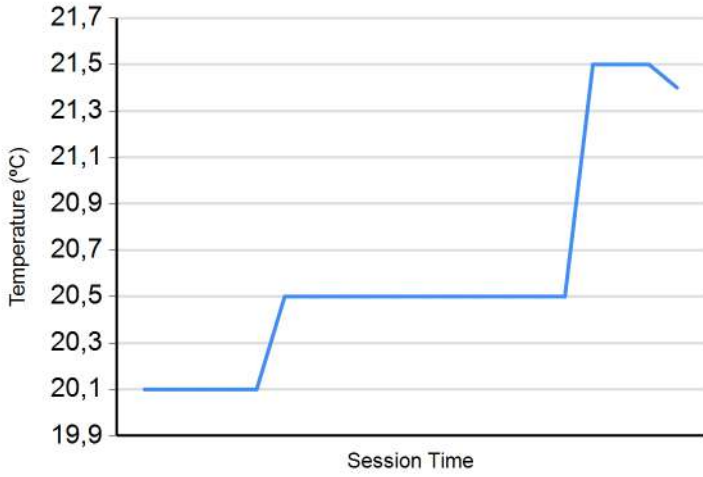
5 C.D.E. NACIONAL -CNCC- DE CARRERA DE

Nr.	Hora Día Entrada	Tiempo Entrada	Tiempo Salida	Tiempo Box	T. Box Total
1	11:33:56.733	11:33:56.733	11:35:05.079	0:01:08.346	0:01:08.346

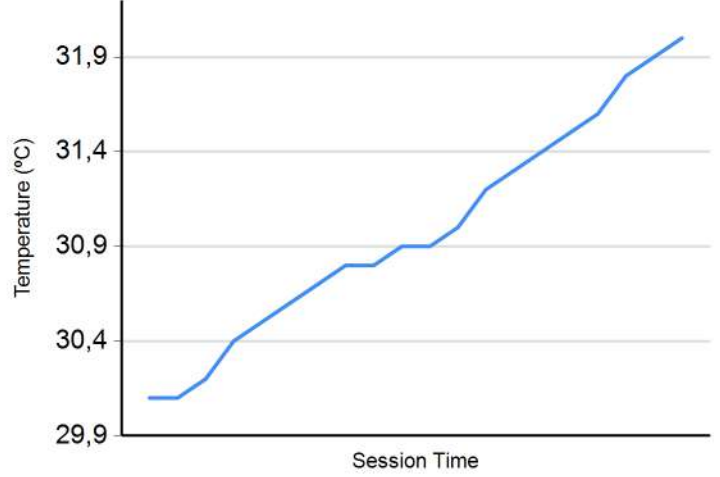


Circuito de Madrid Jarama - RACE
División 2
Entrenamiento cronometrado
Informe Meteorológico

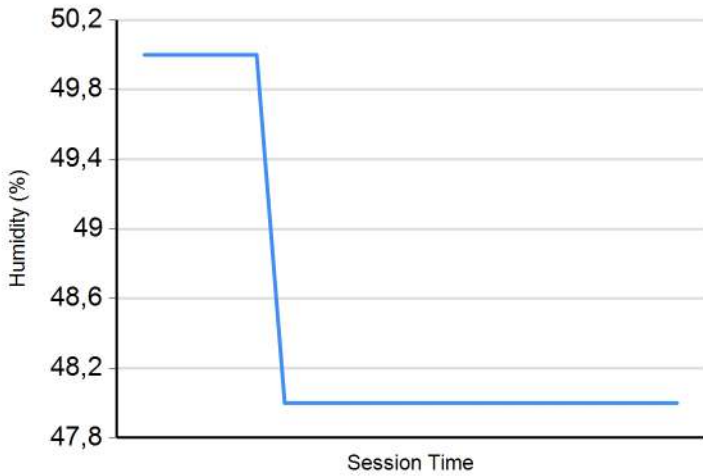
Temperatura Aire



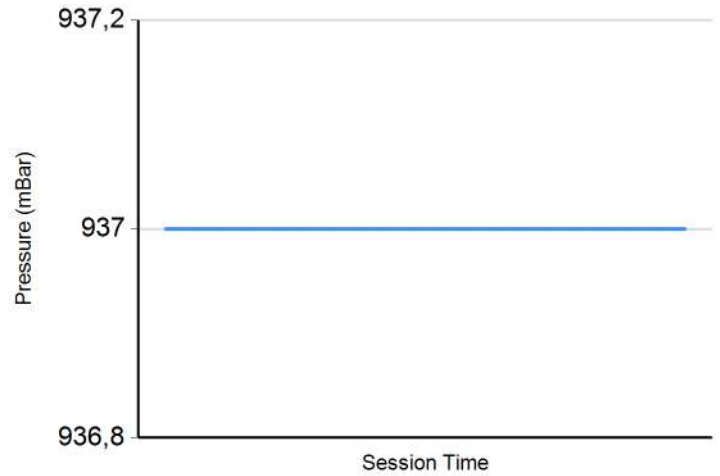
Temperatura Pista



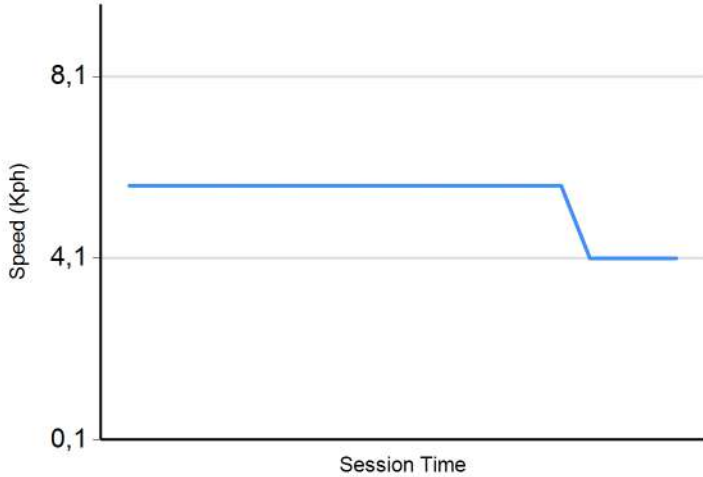
Humedad



Presión

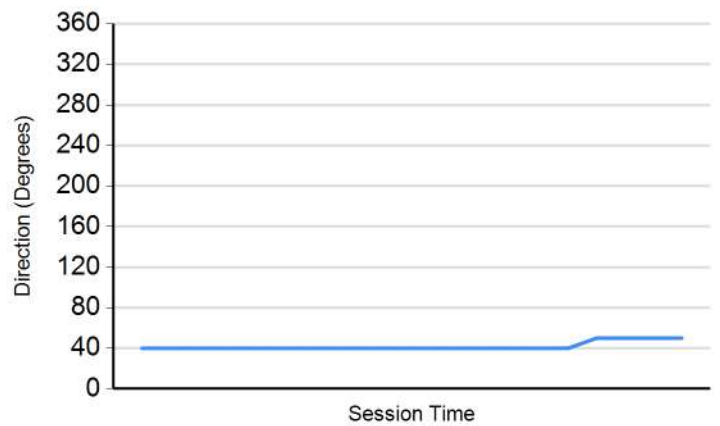


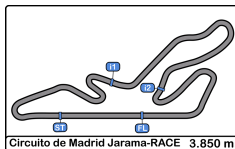
Velocidad Viento



Dirección Viento

North = 0°/360° Est = 90° South = 180° West = 270°





Circuito de Madrid Jarama - RACE

División 2

Entrenamiento cronometrado

Resultados Finales

Clas	Nº	Piloto	Concursante	Vehiculo	Cat	Clas	N.V.	V.R.	Tiempo	Dif 1º	Dif Ant.	Km/h
1	33	Juan Fco. Gastañaga Martínez	A.D. DESGUACES LA TORRE	SEAT LEON TCR v2 DSG	8	1	11	6	1:41.426			136.6
2	6	Francisco Comendador Romero	C.D.E. DEYSCOM SPORT	SUBARU WRX	8	2	10	4	1:42.721	1.295	1.295	134.9
3	17	Antonio Castro Ortega	R A C E	PORSCHE 968 Turbo	C-L	1	6	4	1:46.339	4.913	3.618	130.3
4	8	Busian Fontan Alcalde	CLUB JARAMA SPORT	PEUGEOT 308 Racing Cup	7	1	8	2	1:47.820	6.394	1.481	128.5
5	14	Alfonso Sangrador Alvarez	LA RUINA RACING	HONDA CIVIC 1.6	5	1	9	8	1:49.044	7.618	1.224	127.1
6	15	Alejandro J. Royo Aguadero	MOTOR CLUB SABADELL	RENAULT CLIO CUP V	5	2	12	5	1:49.999	8.573	0.955	126.0
7	66	José Alberto Vila Sainz	C.D.E. NACIONAL CHOC DE CARRERA DE CAMIONES	PEUGEOT 207 RC	5	3	9	6	1:50.224	8.798	0.225	125.7
8	34	Eloy Iñigo Varas	R A C E	SEAT LEON MK 1	6	1	5	4	1:50.830	9.404	0.606	125.0
9	35	Juan Carlos Lopez Olmo	EFICAR TEAM	MERCEDES BENZ	C-L	2	6	5	1:51.374	9.948	0.544	124.4
10	43	Juan Carlos Zorrilla Hierro	C.D.E. OUVREUR	PORSCHE 968 CS	C-L	3	9	5	1:51.585	10.159	0.211	124.2
11	12	Jesús A. Morales Anguita	ESC. CERRO NEGRO	RENAULT CLIO CUP II	5	4	9	6	1:54.205	12.779	2.620	121.3
12	31	Eddie Theo Ramirez Eriksson	CLUB JARAMA SPORT	RENAULT CLIO CUP III	5	5	4	2	1:55.097	13.671	0.892	120.4
13	41	Diego Blanco Torrecilla	CLUB JARAMA SPORT	PORSCHE 911 2.7	C-L	4	4	3	1:56.629	15.203	1.532	118.8
14	11	Pablo Choclan Mendez	EFICAR TEAM	SEAT LEON 1.8	6	2	6	5	2:02.475	21.049	5.846	113.1
15	56	Luis García García	ESCUADERIA LE MANS	PORSCHE 911 GT3 R	9	1	1	1	11:29:31.318	11:27:49.8	11:27:28.8	00.0

Publicada a las:.....

Temp. Pista: 32.0 °C Temp. Aire: 21.4 °C Humedad: 48 % Estado Pista: SECA

Comisarios Deportivos:

Director de Carrera:

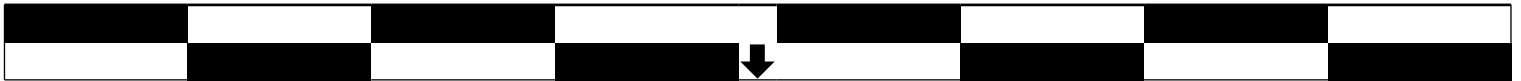
Cronometrador:



Circuito de Madrid Jarama - RACE
División 2

Parrilla de Salida

15	56	Luis García García	11:29:31.	.8.	2:02.475	Pablo Choclan Mendez	11	14
13	41	Diego Blanco Torrecilla	1:56.629	.7.	1:55.097	Eddie Theo Ramirez Eriksson	31	12
11	12	Jesús A. Morales Anguita	1:54.205	.6.	1:51.585	Juan Carlos Zorrilla Hierro	43	10
9	35	Juan Carlos Lopez Olmo	1:51.374	.5.	1:50.830	Eloy Iñigo Varas	34	8
7	66	José Alberto Vila Sainz	1:50.224	.4.	1:49.999	Alejandro J. Royo Aguadero	15	6
5	14	Alfonso Sangrador Alvarez	1:49.044	.3.	1:47.820	Busian Fontan Alcalde	8	4
3	17	Antonio Castro Ortega	1:46.339	.2.	1:42.721	Francisco Comendador Romero	6	2
1	33	Juan Fco. Gastañaga Martinez	1:41.426	.1.				



Pole

Publicada a las:.....

Comisarios Deportivos:	Cronometrador:
-------------------------------	---------------------------



Circuito de Madrid Jarama - RACE

División 2

1ª Carrera

Resultados Provisionales

Cls	Nº	Piloto	Concursante	Vehiculo	Cat	Cl	N.V.	Tiempo	Dif 1º	Dif Ant.	Km/h	V.R.	Tiempo	Km/h
1	6	Francisco Comendador Romero	C.D.E. DEYSCOM SPORT	SUBARU WRX	8	1	10	16:58.078			136.1	5	1:40.490	137.9
2	33	Juan Fco. Gastañaga Martínez	A.D. DESGUACES LA TORRE	SEAT LEON TCR v2 DSG	8	2	10	17:00.161	2.083	2.083	135.8	5	1:40.707	137.6
3	8	Busian Fontan Alcalde	CLUB JARAMA SPORT	PEUGEOT 308 Racing Cup	7	1	10	17:38.720	40.642	38.559	130.9	4	1:44.750	132.3
4	17	Antonio Castro Ortega	R A C E	PORSCHE 968 Turbo	C-L	1	10	18:20.777	1:22.699	42.057	125.9	8	1:49.003	127.1
5	66	José Alberto Vila Sainz	C.D.E. NACIONAL - ONIC - DE CARRERA DE CAMIONES	PEUGEOT 207 RC	5	1	10	18:32.064	1:33.986	11.287	124.6	8	1:50.197	125.7
6	14	Alfonso Sangrador Alvarez	LA RUIINA RACING	HONDA CIVIC 1.6	5	2	10	18:37.683	1:39.605	5.619	124.0	7	1:50.164	125.8
7	15	Alejandro J. Royo Aguadero	MOTOR CLUB SABADELL	RENAULT CLIO CUP V	5	3	10	18:38.950	1:40.872	1.267	123.8	4	1:50.484	125.4
8	35	Juan Carlos Lopez Olmo	EFICAR TEAM	MERCEDES BENZ	C-L	2	9	17:05.985	1 Vta	1 Vta	121.5	2	1:51.559	124.2
9	31	Eddie Theo Ramirez Eriksson	CLUB JARAMA SPORT	RENAULT CLIO CUP III	5	4	9	17:10.845	1 Vta	4.860	121.0	3	1:53.087	122.5
10	34	Eloy Iñigo Varas	R A C E	SEAT LEON MK 1	6	1	9	17:33.853	1 Vta	23.008	118.3	9	1:49.798	126.2
11	12	Jesús A. Morales Anguita	ESC. CERRO NEGRO	RENAULT CLIO CUP II	5	5	9	17:47.696	1 Vta	13.843	116.8	3	1:53.296	122.3
12	41	Diego Blanco Torrecilla	CLUB JARAMA SPORT	PORSCHE 911 2.7	C-L	3	9	18:25.817	1 Vta	38.121	112.8	2	1:55.747	119.7

No clasificados: (Requerimiento: 75% del numero de vueltas del lider = 8 Vueltas)

11	Pablo Chocian Mendez	EFICAR TEAM	SEAT LEON 1.8	6	2	4	10:54.610	6 Vtas	5 Vtas	84.6	1	2:03.733	112.0
43	Juan Carlos Zorrilla Hierro	C.D.E. OUVREUR	PORSCHE 968 CS	C-L	4	2	3:52.787	8 Vtas	2 Vtas	119.0	2	1:53.476	122.1
56	Luis García García	ESCUADERIA LE MANS	PORSCHE 911 GT3 R	9	1								

Vta. rápida de Francisco Comendador Romero en 1:40.490 a 137.9 Km/h en la vuelta 5

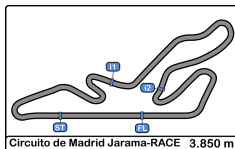
Publicada a las:.....

Temp. Pista: **39.0 °C** Temp. Aire: **23.4 °C** Humedad: **39 %** Estado Pista: **SECA**

Comisarios Deportivos:

Director de Carrera:

Cronometrador:



Circuito de Madrid Jarama - RACE

División 2

1ª Carrera

Resultados Provisionales por Categoría

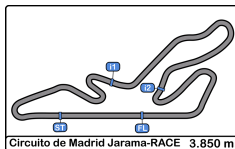
Cls	Nº	Piloto	Concursante	Vehiculo	Cat	Cl	N.V.	Tiempo	Dif 1º	Dif Ant.	Km/h	V.R.	Tiempo	Km/h
Campeonato RACE 'Categoría 5'														
1	66	José Alberto Vila Sainz	C.D.E. NACIONAL ONCE DE CARRERA DE CAMIONES	PEUGEOT 207 RC	5	1	10	18:32.064			124.6	8	1:50.197	125.7
2	14	Alfonso Sangrador Alvarez	LA RUINA RACING	HONDA CIVIC 1.6	5	2	10	18:37.683	5.619	5.619	124.0	7	1:50.164	125.8
3	15	Alejandro J. Royo Aguadero	MOTOR CLUB SABADELL	RENAULT CLIO CUP V	5	3	10	18:38.950	6.886	1.267	123.8	4	1:50.484	125.4
4	31	Eddie Theo Ramirez Eriksson	CLUB JARAMA SPORT	RENAULT CLIO CUP III	5	4	9	17:10.845	1 Vta	1 Vta	121.0	3	1:53.087	122.5
5	12	Jesús A. Morales Anguita	ESC. CERRO NEGRO	RENAULT CLIO CUP II	5	5	9	17:47.696	1 Vta	36.851	116.8	3	1:53.296	122.3
Campeonato RACE 'Categoría 6'														
1	34	Eloy Iñigo Varas	R A C E	SEAT LEON MK 1	6	1	9	17:33.853			118.3	9	1:49.798	126.2
No clasificados: (Requerimiento: 75% del numero de vueltas del lider = 7 Vueltas)														
	11	Pablo Choclan Mendez	EFICAR TEAM	SEAT LEON 1.8	6	2	4	10:54.610	5 Vtas	5 Vtas	84.6	1	2:03.733	112.0
Campeonato RACE 'Categoría 7'														
1	8	Buslan Fontan Alcalde	CLUB JARAMA SPORT	PEUGEOT 308 Racing Cup	7	1	10	17:38.720			130.9	4	1:44.750	132.3
Campeonato RACE 'Categoría 8'														
1	6	Francisco Comendador Romero	C.D.E. DEYSCOM SPORT	SUBARU WRX	8	1	10	16:58.078			136.1	5	1:40.490	137.9
2	33	Juan Fco. Gastañaga Martínez	A.D. DESGUACES LA TORRE	SEAT LEON TCR v2 DSG	8	2	10	17:00.161	2.083	2.083	135.8	5	1:40.707	137.6
Campeonato RACE 'Categoría 9'														
No clasificados: (Requerimiento: 75% del numero de vueltas del lider = 0 Vueltas)														
	56	Luis García García	ESCUADERIA LE MANS	PORSCHE 911 GT3 R	9	1								
Campeonato RACE 'Categoría CLASICOS-LEGEND'														
1	17	Antonio Castro Ortega	R A C E	PORSCHE 968 Turbo	C-L	1	10	18:20.777			125.9	8	1:49.003	127.1
2	35	Juan Carlos Lopez Olmo	EFICAR TEAM	MERCEDES BENZ	C-L	2	9	17:05.985	1 Vta	1 Vta	121.5	2	1:51.559	124.2
3	41	Diego Blanco Torrecilla	CLUB JARAMA SPORT	PORSCHE 911 2.7	C-L	3	9	18:25.817	1 Vta	1:19.832	112.8	2	1:55.747	119.7
No clasificados: (Requerimiento: 75% del numero de vueltas del lider = 8 Vueltas)														
	43	Juan Carlos Zornilla Hierro	C.D.E. OUVREUR	PORSCHE 968 CS	C-L	4	2	3:52.787	8 Vtas	7 Vtas	119.0	2	1:53.476	122.1

Vta. rápida de Francisco Comendador Romero en 1:40.490 a 137.9 Km/h en la vuelta 5

Publicada a las:.....

Temp. Pista: 39.0 °C Temp. Aire: 23.4 °C Humedad: 39 % Estado Pista: SECA

Comisarios Deportivos:	Director de Carrera:	Cronometrador:
-------------------------------	-----------------------------	---------------------------



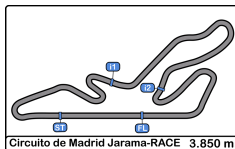
Circuito de Madrid Jarama - RACE

División 2

1ª Carrera

Clasificación Provisional por Vuelta Rápida de Piloto

Clas	Nº	Piloto	Concursante	Vehiculo	Cat	Clas	N.V.	V.R.	Tiempo	Dif 1º	Dif Ant.	Km/h
1	6	Francisco Comendador Romero	C.D.E. DEYSCOM SPORT	SUBARU WRX	8	1	10	5	1:40.490			137.9
2	33	Juan Fco. Gastañaga Martínez	A.D. DESGUACES LA TORRE	SEAT LEON TCR v2 DSG	8	2	10	5	1:40.707	0.217	0.217	137.6
3	8	Busian Fontan Alcalde	CLUB JARAMA SPORT	PEUGEOT 308 Racing Cup	7	1	10	4	1:44.750	4.260	4.043	132.3
4	17	Antonio Castro Ortega	R A C E	PORSCHE 968 Turbo	C-L	1	10	8	1:49.003	8.513	4.253	127.1
5	34	Eloy Iñigo Varas	R A C E	SEAT LEON MK 1	6	1	9	9	1:49.798	9.308	0.795	126.2
6	14	Alfonso Sangrador Alvarez	LA RUINA RACING	HONDA CIVIC 1.6	5	1	10	7	1:50.164	9.674	0.366	125.8
7	66	José Alberto Vila Sainz	C.D.E. NACIONAL ONCO DE CARRERA DE CAMIONES	PEUGEOT 207 RC	5	2	10	8	1:50.197	9.707	0.033	125.7
8	15	Alejandro J. Royo Aguadero	MOTOR CLUB SABADELL	RENAULT CLIO CUP V	5	3	10	4	1:50.484	9.994	0.287	125.4
9	35	Juan Carlos Lopez Olmo	EFICAR TEAM	MERCEDES BENZ	C-L	2	9	2	1:51.559	11.069	1.075	124.2
10	31	Eddie Theo Ramirez Eriksson	CLUB JARAMA SPORT	RENAULT CLIO CUP III	5	4	9	3	1:53.087	12.597	1.528	122.5
11	12	Jesús A. Morales Anguita	ESC. CERRO NEGRO	RENAULT CLIO CUP II	5	5	9	3	1:53.296	12.806	0.209	122.3
12	43	Juan Carlos Zorrilla Hierro	C.D.E. OUVREUR	PORSCHE 968 CS	C-L	3	2	2	1:53.476	12.986	0.180	122.1
13	41	Diego Blanco Torrecilla	CLUB JARAMA SPORT	PORSCHE 911 2.7	C-L	4	9	2	1:55.747	15.257	2.271	119.7
14	11	Pablo Choclan Mendez	EFICAR TEAM	SEAT LEON 1.8	6	2	4	1	2:03.733	23.243	7.986	112.0



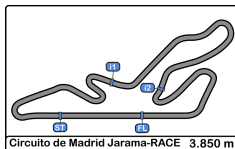
Circuito de Madrid Jarama - RACE

División 2

1ª Carrera

Distancia y Velocidad Media

Clas	Nº	Piloto	Concursante	Vehiculo	Cat	Clas	N.V.	Distancia	Tiempo Total	Km/h
1	6	Francisco Comendador Romero	C.D.E. DEYSCOM SPORT	SUBARU WRX	8	1	10	38.50	16:58.078	136.1
2	33	Juan Fco. Gastañaga Martínez	A.D. DESGUACES LA TORRE	SEAT LEON TCR v2 DSG	8	2	10	38.50	17:00.161	135.8
3	8	Busian Fontan Alcalde	CLUB JARAMA SPORT	PEUGEOT 308 Racing Cup	7	1	10	38.50	17:38.720	130.9
4	17	Antonio Castro Ortega	R A C E	PORSCHE 968 Turbo	C-L	1	10	38.50	18:20.777	125.9
5	66	José Alberto Vila Sainz	C.D.E. NACIONAL - ONCE - DE CARRERA DE CAMIONES	PEUGEOT 207 RC	5	1	10	38.50	18:32.064	124.6
6	14	Alfonso Sangrador Alvarez	LA RUINA RACING	HONDA CIVIC 1.6	5	2	10	38.50	18:37.683	124.0
7	15	Alejandro J. Royo Aguadero	MOTOR CLUB SABADELL	RENAULT CLIO CUP V	5	3	10	38.50	18:38.950	123.8
8	35	Juan Carlos Lopez Olmo	EFICAR TEAM	MERCEDES BENZ	C-L	2	9	34.65	17:05.985	121.5
9	31	Eddie Theo Ramirez Eriksson	CLUB JARAMA SPORT	RENAULT CLIO CUP III	5	4	9	34.65	17:10.845	121.0
10	34	Eloy Iñigo Varas	R A C E	SEAT LEON MK 1	6	1	9	34.65	17:33.853	118.3
11	12	Jesús A. Morales Anguita	ESC. CERRO NEGRO	RENAULT CLIO CUP II	5	5	9	34.65	17:47.696	116.8
12	41	Diego Blanco Torreclilla	CLUB JARAMA SPORT	PORSCHE 911 2.7	C-L	3	9	34.65	18:25.817	112.8
No clasificados: (Requerimiento: 75% del numero de vueltas del lider = 8 Vueltas)										
	11	Pablo Choclan Mendez	EFICAR TEAM	SEAT LEON 1.8	6	2	4	15.40	10:54.610	84.6
	43	Juan Carlos Zorrilla Hierro	C.D.E. OUVREUR	PORSCHE 968 CS	C-L	4	2	07.70	3:52.787	119.0
	56	Luis García García	ESCUADERIA LE MANS	PORSCHE 911 GT3 R	9	1				



Circuito de Madrid Jarama - RACE

División 2

1ª Carrera

Tiempos Por Vuelta

6 Francisco Comendador Romero SUBARU WRX **14** Alfonso Sangrador Alvarez HONDA CIVIC 1.6
8 C.D.E. DEYSCOM SPORT 5 LA RUINA RACING

Vta. D	Tiempo	Sector 1	Sector 2	Sector 3	V. Max.	Elapsed	Vta. D	Tiempo	Sector 1	Sector 2	Sector 3	V. Max.	Elapsed
1	1:42.498	40.214	33.477	28.807	133.8	1:42.498	1	1:52.984	45.063	36.969	30.952	120.9	1:52.984
2	1:41.575	39.902	33.388	28.285	213.0	3:24.073	2	1:51.200	42.694	37.471	31.035	200.3	3:44.184
3	1:41.533	39.761	33.367	28.405	207.2	5:05.606	3	1:51.895	43.361	37.299	31.235	191.4	5:36.079
4	1:41.930	39.987	33.181	28.762	210.5	6:47.536	4	1:50.772	42.663	36.969	31.140	204.1	7:26.851
5	1:40.490	39.199	33.214	28.077	225.0	8:28.026	5	1:50.670	42.643	36.928	31.099	203.3	9:17.521
6	1:41.851	39.506	33.132	29.213	207.6	10:09.877	6	1:50.478	42.452	36.917	31.109	203.7	11:07.999
7	1:42.054	39.869	33.719	28.466	220.4	11:51.931	7	1:50.164	42.325	36.985	30.854	204.5	12:58.163
8	1:41.917	39.658	33.811	28.448	218.6	13:33.848	8	1:50.203	42.228	36.955	31.020	204.5	14:48.366
9	1:41.857	39.618	33.337	28.902	220.4	15:15.705	9	1:56.992	42.606	37.845	36.541	204.9	16:45.358
10	1:42.373	39.698	33.767	28.908	217.3	16:58.078	10	1:52.325	43.020	37.501	31.804	199.2	18:37.683

8 Busian Fontan Alcalde PEUGEOT 308 Racing Cup **15** Alejandro J. Royo Aguadero RENAULT CLIO CUP V
7 CLUB JARAMA SPORT 5 MOTOR CLUB SABADELL

Vta. D	Tiempo	Sector 1	Sector 2	Sector 3	V. Max.	Elapsed	Vta. D	Tiempo	Sector 1	Sector 2	Sector 3	V. Max.	Elapsed
1	1:48.879	44.028	35.334	29.517	130.4	1:48.879	1	1:54.468	45.446	37.783	31.239	118.9	1:54.468
2	1:45.838	40.998	35.156	29.684	216.4	3:34.717	2	1:51.718	42.968	37.527	31.223	200.0	3:46.186
3	1:45.101	41.001	34.809	29.291	219.0	5:19.818	3	1:50.965	42.564	37.322	31.079	200.0	5:37.151
4	1:44.750	40.711	34.779	29.260	216.4	7:04.568	4	1:50.484	42.224	37.167	31.093	199.2	7:27.635
5	1:44.875	40.868	34.743	29.264	219.9	8:49.443	5	1:50.554	42.273	37.240	31.041	200.0	9:18.189
6	1:46.530	41.065	35.778	29.687	216.8	10:35.973	6	1:51.068	42.371	37.144	31.553	200.7	11:09.257
7	1:45.149	40.904	34.908	29.337	219.5	12:21.122	7	1:50.956	42.360	37.287	31.309	199.2	13:00.213
8	1:46.216	40.816	35.749	29.651	222.6	14:07.338	8	1:51.966	42.686	37.626	31.654	199.6	14:52.179
9	1:45.483	40.805	35.156	29.522	217.3	15:52.821	9	1:54.819	45.587	37.654	31.578	198.5	16:46.998
10	1:45.899	41.200	34.922	29.777	219.9	17:38.720	10	1:51.952	42.854	37.521	31.577	199.2	18:38.950

11 Pablo Choclan Mendez SEAT LEON 1.8 **17** Antonio Castro Ortega PORSCHE 968 Turbo
6 EFICAR TEAM C-L R A C E

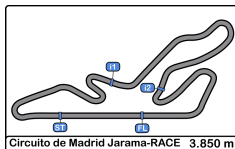
Vta. D	Tiempo	Sector 1	Sector 2	Sector 3	V. Max.	Elapsed	Vta. D	Tiempo	Sector 1	Sector 2	Sector 3	V. Max.	Elapsed
1	2:03.733	50.181	40.419	33.133	128.7	2:03.733	1	1:50.161	43.906	36.762	29.493	129.1	1:50.161
2	2:21.133 P	52.536	44.961	43.636	181.8	4:24.866	2	1:50.197	42.460	37.213	30.524	193.8	3:40.358
3	3:59.500	2:19.489	58.955	41.056	69.9	8:24.366	3	1:50.819	42.960	36.601	31.258	194.2	5:31.177
4	2:30.244	58.510	51.964	39.770	121.8	10:54.610	4	1:50.208	42.763	36.573	30.872	200.3	7:21.385
5	1:02.864	1:05.153			117.3		5	1:49.707	42.983	36.669	30.055	192.1	9:11.092
6							6	1:49.250	42.196	36.442	30.612	198.5	11:00.342
7							7	1:49.802	42.447	36.666	30.689	180.3	12:50.144
8							8	1:49.003	41.811	36.472	30.720	204.5	14:39.147
9							9	1:50.532	41.834	36.126	32.572	199.6	16:29.679
10							10	1:51.098	43.094	36.866	31.138	200.7	18:20.777

12 Jesús A. Morales Anguita RENAULT CLIO CUP II ESC. CERRO NEGRO
5

Vta. D	Tiempo	Sector 1	Sector 2	Sector 3	V. Max.	Elapsed	Vta. D	Tiempo	Sector 1	Sector 2	Sector 3	V. Max.	Elapsed
1	1:56.424	46.507	38.011	31.906	115.6	1:56.424	1	1:58.630	48.152	38.459	32.019	124.4	1:58.630
2	1:54.552	44.471	38.060	32.021	183.0	3:50.976	2	1:53.707	43.727	38.196	31.784	193.2	3:52.337
3	1:53.296	43.299	38.187	31.810	196.3	5:44.272	3	1:53.087	43.382	38.068	31.637	196.3	5:45.424
4	1:53.643	43.657	38.288	31.698	193.2	7:37.915	4	1:53.467	43.598	38.178	31.691	196.3	7:38.891
5	2:05.507 P	45.862	38.369	41.276	168.4	9:43.422	5	1:53.940	43.766	38.350	31.824	191.4	9:32.831
6	2:19.368	1:05.028	41.672	32.668	106.0	12:02.790	6	1:53.971	43.830	38.254	31.887	193.5	11:26.802
7	1:54.705	43.957	38.411	32.337	191.8	13:57.495	7	1:54.581	43.947	38.664	31.970	193.2	13:21.383
8	1:55.349	44.387	38.828	32.134	195.6	15:52.844	8	1:54.055	43.630	38.303	32.122	195.2	15:15.438
9	1:54.852	43.932	38.566	32.354	191.1	17:47.696	9	1:55.407	44.496	38.524	32.387	162.1	17:10.845

31 Eddie Theo Ramirez Eriksson RENAULT CLIO CUP III
5 CLUB JARAMA SPORT

Vta. D	Tiempo	Sector 1	Sector 2	Sector 3	V. Max.	Elapsed
1	1:58.630	48.152	38.459	32.019	124.4	1:58.630
2	1:53.707	43.727	38.196	31.784	193.2	3:52.337
3	1:53.087	43.382	38.068	31.637	196.3	5:45.424
4	1:53.467	43.598	38.178	31.691	196.3	7:38.891
5	1:53.940	43.766	38.350	31.824	191.4	9:32.831
6	1:53.971	43.830	38.254	31.887	193.5	11:26.802
7	1:54.581	43.947	38.664	31.970	193.2	13:21.383
8	1:54.055	43.630	38.303	32.122	195.2	15:15.438
9	1:55.407	44.496	38.524	32.387	162.1	17:10.845



Circuito de Madrid Jarama - RACE

División 2

1ª Carrera

Tiempos Por Vuelta

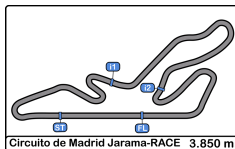
33	Juan Fco. Gastañaga Martínez	SEAT LEON TCR v2 DSG	43	Juan Carlos Zorrilla Hierro	PORSCHE 968 CS
8	A.D. DESGUACES LA TORRE	C-L		C.D.E. OUVREUR	

Vta. D	Tiempo	Sector 1	Sector 2	Sector 3	V. Max.	Elapsed	Vta. D	Tiempo	Sector 1	Sector 2	Sector 3	V. Max.	Elapsed	
1	1:44.902	41.996	34.239	28.667	121.0	1:44.902	1	1:59.311	49.358	38.481	31.472	123.5	1:59.311	
2	1:42.086	40.050	33.727	28.309	213.0	3:26.988	2	1:53.476	44.085	38.149	31.242	183.3	3:52.787	
3	1:41.066	39.451	33.393	28.222	216.0	5:08.054	3	43.756				193.8		
4	1:41.369	39.232	33.826	28.311	220.8	6:49.423	66							
5	1:40.707	38.921	33.495	28.291	225.4	8:30.130	José Alberto Vila Sainz						PEUGEOT 207 RC	
6	1:41.858	39.978	33.477	28.403	206.5	10:11.988	5 C.D.E. NACIONAL -CNCC- DE CARRERA DE CA							
7	1:41.887	39.787	33.579	28.521	225.9	11:53.875	Vta. D	Tiempo	Sector 1	Sector 2	Sector 3	V. Max.	Elapsed	
8	1:41.598	39.502	33.662	28.434	222.6	13:35.473	1	1:53.123	45.785	36.758	30.580	126.3	1:53.123	
9	1:41.341	39.272	33.420	28.649	226.8	15:16.814	2	1:51.149	42.924	37.466	30.759	192.5	3:44.272	
10	1:43.347	39.507	34.811	29.029	223.6	17:00.161	3	1:50.233	42.666	36.604	30.963	186.8	5:34.505	

34	Eloy Iñigo Varas	SEAT LEON MK 1	RACE			
6						
Vta. D	Tiempo	Sector 1	Sector 2	Sector 3	V. Max.	Elapsed
1	2:09.058	58.617	38.844	31.597	84.1	2:09.058
2	2:03.845	45.598	43.549	34.698	207.2	4:12.903
3	2:00.801	46.339	42.104	32.358	190.8	6:13.704
4	1:56.923	44.552	39.757	32.614	200.7	8:10.627
5	1:56.593	45.417	39.045	32.131	191.4	10:07.220
6	1:55.529	46.088	38.473	30.968	190.8	12:02.749
7	1:51.159	42.704	37.099	31.356	196.0	13:53.908
8	1:50.147	42.853	36.755	30.539	197.0	15:44.055
9	1:49.798	42.282	36.331	31.185	202.6	17:33.853

35	Juan Carlos Lopez Olmo	MERCEDES BENZ 190E	EFICAR TEAM			
C-L						
Vta. D	Tiempo	Sector 1	Sector 2	Sector 3	V. Max.	Elapsed
1	1:56.311	46.881	37.979	31.451	123.9	1:56.311
2	1:51.559	43.023	37.327	31.209	192.5	3:47.870
3	1:52.026	43.273	37.483	31.270	205.7	5:39.896
4	1:52.865	43.440	37.913	31.512	207.6	7:32.761
5	1:53.248	43.590	37.814	31.844	197.4	9:26.009
6	1:54.283	43.897	38.230	32.156	186.5	11:20.292
7	1:56.521	44.361	39.578	32.582	187.8	13:16.813
8	1:54.626	44.154	38.212	32.260	188.4	15:11.439
9	1:54.546	43.985	38.271	32.290	202.6	17:05.985

41	Diego Blanco Torrecilla	PORSCHE 911 2.7	CLUB JARAMA SPORT			
C-L						
Vta. D	Tiempo	Sector 1	Sector 2	Sector 3	V. Max.	Elapsed
1	2:20.545	55.182	51.889	33.474	87.8	2:20.545
2	1:55.747	45.278	38.344	32.125	179.7	4:16.292
3	1:57.041	44.674	39.564	32.803	184.3	6:13.333
4	1:58.725	45.747	39.753	33.225	173.6	8:12.058
5	1:59.105	45.362	39.759	33.984	181.2	10:11.163
6	2:01.919	48.370	40.300	33.249	165.1	12:13.082
7	2:03.013	46.647	40.483	35.883	168.4	14:16.095
8	2:03.623	47.683	41.592	34.348	158.3	16:19.718
9	2:06.099	48.898	42.454	34.747	163.3	18:25.817



Circuito de Madrid Jarama - RACE

División 2

1ª Carrera

Análisis

Num	T. Vta.	Dif
-----	---------	-----

Vta 1

6	1:42.498	
33	1:44.902	02.404
8	1:48.879	06.381
17	1:50.161	07.663
14	1:52.984	10.486
66	1:53.123	10.625
15	1:54.468	11.970
35	1:56.311	13.813
12	1:56.424	13.926
31	1:58.630	16.132
43	1:59.311	16.813
11	2:03.733	21.235
34	2:09.058	26.560
41	2:20.545	38.047

Num	T. Vta.	Dif
-----	---------	-----

Vta 2

6	1:41.575	
33	1:42.086	02.915
8	1:45.838	10.644
17	1:50.197	16.285
14	1:51.200	20.111
66	1:51.149	20.199
15	1:51.718	22.113
35	1:51.559	23.797
12	1:54.552	26.903
31	1:53.707	28.264
43	1:53.476	28.714
34	2:03.845	48.830
41	1:55.747	52.219
11	2:21.133	1:00.793

Num	T. Vta.	Dif
-----	---------	-----

Vta 3

6	1:41.533	
33	1:41.066	02.448
8	1:45.101	14.212
17	1:50.819	25.571

Num	T. Vta.	Dif
-----	---------	-----

Vta 4

66	1:50.233	28.899
14	1:51.895	30.473
15	1:50.965	31.545
35	1:52.026	34.290
12	1:53.296	38.666
31	1:53.087	39.818
41	1:57.041	1:07.727
34	2:00.801	1:08.098

Num	T. Vta.	Dif
-----	---------	-----

Vta 4

6	1:41.930	
33	1:41.369	01.887
8	1:44.750	17.032
17	1:50.208	33.849
66	1:50.463	37.432
14	1:50.772	39.315
15	1:50.484	40.099
35	1:52.865	45.225
12	1:53.643	50.379
31	1:53.467	51.355
34	1:56.923	1:23.091
41	1:58.725	1:24.522
11	3:59.500	1 Lap

Num	T. Vta.	Dif
-----	---------	-----

Vta 5

6	1:40.490	
33	1:40.707	02.104
8	1:44.875	21.417
17	1:49.707	43.066
66	1:50.945	47.887
14	1:50.670	49.495
15	1:50.554	50.163
35	1:53.248	57.983
31	1:53.940	1:04.805
12	2:05.507	1:15.396
34	1:56.593	1:39.194

Num	T. Vta.	Dif
-----	---------	-----

Vta 6

6	1:41.851	
41	1:59.105	1 Lap
33	1:41.858	02.111
8	1:46.530	26.096
11	2:30.244	2 Laps
17	1:49.250	50.465
66	1:50.501	56.537
14	1:50.478	58.122
15	1:51.068	59.380
35	1:54.283	1:10.415
31	1:53.971	1:16.925

Num	T. Vta.	Dif
-----	---------	-----

Vta 7

6	1:42.054	
33	1:41.887	01.944
34	1:55.529	1 Lap
12	2:19.368	1 Lap
41	2:01.919	1 Lap
8	1:45.149	29.191
17	1:49.802	58.213
66	1:50.519	1:05.002
14	1:50.164	1:06.232
15	1:50.956	1:08.282
35	1:56.521	1:24.882
31	1:54.581	1:29.452

Num	T. Vta.	Dif
-----	---------	-----

Vta 8

6	1:41.917	
33	1:41.598	01.625
34	1:51.159	1 Lap
12	1:54.705	1 Lap
8	1:46.216	33.490
41	2:03.013	1 Lap
17	1:49.003	1:05.299
66	1:50.197	1:13.282
14	1:50.203	1:14.518

Num	T. Vta.	Dif
-----	---------	-----

Vta 9

15	1:51.966	1:18.331
35	1:54.626	1:37.591
31	1:54.055	1:41.590
6	1:41.857	
33	1:41.341	01.109
34	1:50.147	1 Lap
8	1:45.483	37.116
12	1:55.349	1 Lap
41	2:03.623	1 Lap
17	1:50.532	1:13.974
66	1:50.603	1:22.028
14	1:56.992	1:29.653
15	1:54.819	1:31.293

Num	T. Vta.	Dif
-----	---------	-----

Vta 10

6	1:42.373	
33	1:43.347	02.083
35	1:54.546	1 Lap
31	1:55.407	1 Lap
34	1:49.798	1 Lap
8	1:45.899	40.642
12	1:54.852	1 Lap
17	1:51.098	1:22.699
41	2:06.099	1 Lap
66	1:54.331	1:33.986
14	1:52.325	1:39.605
15	1:51.952	1:40.872



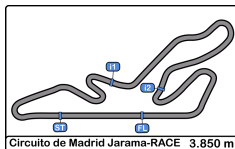
Circuito de Madrid Jarama - RACE

División 2

1ª Carrera

Mejores Sectores

Sector - 1				Sector - 2				Sector - 3				Vuelta Ideal vs Mejor Vuelta			
Clas	Nº	Piloto	Tiempo	Nº	Piloto	Tiempo	Nº	Piloto	Tiempo	Clas	Nº	Piloto	Vta. Ideal	Mejor Vta.	Clas
1	33	Juan Fco. Gastañaga Martínez	38.921	6	Francisco Comendador Romero	33.132	6	Francisco Comendador Romero	28.077	1	6	Francisco Comendador Romero	1:40.408	1:40.490	1
2	6	Francisco Comendador Romero	39.199	33	Juan Fco. Gastañaga Martínez	33.393	33	Juan Fco. Gastañaga Martínez	28.222	2	33	Juan Fco. Gastañaga Martínez	1:40.536	1:40.707	2
3	8	Busian Fontan Alcalde	40.711	8	Busian Fontan Alcalde	34.743	8	Busian Fontan Alcalde	29.260	3	8	Busian Fontan Alcalde	1:44.714	1:44.750	3
4	17	Antonio Castro Ortega	41.811	17	Antonio Castro Ortega	36.126	17	Antonio Castro Ortega	29.493	4	17	Antonio Castro Ortega	1:47.430	1:49.003	4
5	15	Alejandro J. Royo Aguadero	42.224	34	Eloy Iñigo Varas	36.331	34	Eloy Iñigo Varas	30.539	5	34	Eloy Iñigo Varas	1:49.152	1:49.798	5
6	14	Alfonso Sangrador Alvarez	42.228	66	José Alberto Vila Sainz	36.604	66	José Alberto Vila Sainz	30.580	6	66	José Alberto Vila Sainz	1:49.824	1:50.197	7
7	34	Eloy Iñigo Varas	42.282	14	Alfonso Sangrador Alvarez	36.917	14	Alfonso Sangrador Alvarez	30.854	7	14	Alfonso Sangrador Alvarez	1:49.999	1:50.164	6
8	66	José Alberto Vila Sainz	42.640	15	Alejandro J. Royo Aguadero	37.144	15	Alejandro J. Royo Aguadero	31.041	8	15	Alejandro J. Royo Aguadero	1:50.409	1:50.484	8
9	35	Juan Carlos Lopez Olmo	43.023	35	Juan Carlos Lopez Olmo	37.327	35	Juan Carlos Lopez Olmo	31.209	9	35	Juan Carlos Lopez Olmo	1:51.559	1:51.559	9
10	12	Jesús A. Morales Anguita	43.299	12	Jesús A. Morales Anguita	38.011	43	Juan Carlos Zorrilla Hierro	31.242	10	12	Jesús A. Morales Anguita	1:53.008	1:53.296	11
11	31	Eddie Theo Ramirez Eriksson	43.382	31	Eddie Theo Ramirez Eriksson	38.068	31	Eddie Theo Ramirez Eriksson	31.637	11	31	Eddie Theo Ramirez Eriksson	1:53.087	1:53.087	10
12	43	Juan Carlos Zorrilla Hierro	43.756	43	Juan Carlos Zorrilla Hierro	38.149	12	Jesús A. Morales Anguita	31.698	12	43	Juan Carlos Zorrilla Hierro	1:53.147	1:53.476	12
13	41	Diego Blanco Torrecilla	44.674	41	Diego Blanco Torrecilla	38.344	41	Diego Blanco Torrecilla	32.125	13	41	Diego Blanco Torrecilla	1:55.143	1:55.747	13
14	11	Pablo Choclan Mendez	50.181	11	Pablo Choclan Mendez	40.419	11	Pablo Choclan Mendez	33.133	14	11	Pablo Choclan Mendez	2:03.733	2:03.733	14



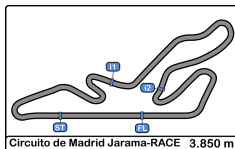
Circuito de Madrid Jarama - RACE

División 2

1ª Carrera

Secuencia Líder

<u>Nº</u>	<u>Piloto</u>	<u>Concursante</u>	<u>Vehiculo</u>	<u>Cat</u>	<u>Vta. Inicio</u>	<u>Vta. Fin</u>	<u>Vtas</u>	<u>Total Vtas.</u>
6	Francisco Comendador Romero	C.D.E. DEYSCOM SPORT	SUBARU WRX	8	1	10	10	10



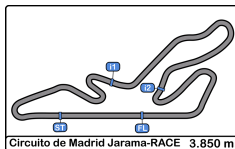
Circuito de Madrid Jarama - RACE

División 2

1ª Carrera

5 Mejores Tiempos

Clas	Nº	Piloto	Concursante	Vehiculo	Cat	Mejor 1		Mejor 2		Mejor 3		Mejor 4		Mejor 5	
						Tiempo	Vta.	Tiempo	Vta.	Tiempo	Vta.	Tiempo	Vta.	Tiempo	Vta.
1	6	Francisco Comendador Romero	C.D.E. DEYSCOM SPORT	SUBARU WRX	8	1:40.490	5	1:41.533	3	1:41.575	2	1:41.851	6	1:41.857	9
2	33	Juan Foo. Gastañaga Martinez	A.D. DESGUACES LA TORRE	SEAT LEON TCR v2.DSG	8	1:40.707	5	1:41.066	3	1:41.341	9	1:41.369	4	1:41.598	8
3	8	Busian Fontan Alcalde	CLUB JARAMA SPORT	PEUGEOT 308 Racing Cup	7	1:44.750	4	1:44.875	5	1:45.101	3	1:45.149	7	1:45.483	9
4	17	Antonio Castro Ortega	R A C E	PORSCHE 968 Turbo	C-L	1:49.003	8	1:49.250	6	1:49.707	5	1:49.802	7	1:50.161	1
5	34	Eloy Iñigo Varas	R A C E	SEAT LEON MK 1	6	1:49.798	9	1:50.147	8	1:51.159	7	1:55.529	6	1:56.593	5
6	14	Alfonso Sangrador Alvarez	LA RUINA RACING	HONDA CIVIC 1.6	5	1:50.164	7	1:50.203	8	1:50.478	6	1:50.670	5	1:50.772	4
7	66	José Alberto Vila Sainz	C.D.E. NACIONAL CNCC DE CARRERA DE CAMIONES	PEUGEOT 207 RC	5	1:50.197	8	1:50.233	3	1:50.463	4	1:50.501	6	1:50.519	7
8	15	Alejandro J. Royo Aguadero	MOTOR CLUB SABADELL	RENAULT CLIO CUP V	5	1:50.484	4	1:50.554	5	1:50.956	7	1:50.965	3	1:51.068	6
9	35	Juan Carlos Lopez Olmo	EFICAR TEAM	MERCEDES BENZ	C-L	1:51.559	2	1:52.026	3	1:52.865	4	1:53.248	5	1:54.283	6
10	31	Eddie Theo Ramirez Eriksson	CLUB JARAMA SPORT	RENAULT CLIO CUP III	5	1:53.087	3	1:53.467	4	1:53.707	2	1:53.940	5	1:53.971	6
11	12	Jesús A. Morales Anguita	ESC. CERRO NEGRO	RENAULT CLIO CUP II	5	1:53.296	3	1:53.643	4	1:54.552	2	1:54.705	7	1:54.852	9
12	43	Juan Carlos Zorrilla Hierro	C.D.E. OUVREUR	PORSCHE 968 CS	C-L	1:53.476	2	1:59.311	1						
13	41	Diego Blanco Torrecilla	CLUB JARAMA SPORT	PORSCHE 911 2.7	C-L	1:55.747	2	1:57.041	3	1:58.725	4	1:59.105	5	2:01.919	6
14	11	Pablo Choclan Mendez	EFICAR TEAM	SEAT LEON 1.8	6	2:03.733	1	2:21.133	2	2:30.244	4	3:59.500	3		



Circuito de Madrid Jarama - RACE

División 2

1ª Carrera

5 Mejores Velocidades

Clas	Nº	Piloto	Concursante	Vehiculo	Cat	Maxima 1		Maxima 2		Maxima 3		Maxima 4		Maxima 5		Media
						Km/h	Vta.	Km/h	Vta.	Km/h	Vta.	Km/h	Vta.	Km/h	Vta.	
1	33	Juan Fco. Gastañaga Martínez	A.D. DESGUACES LA TORRE	SEAT LEON TCR v2 DSG	8	226.8	9	225.9	7	225.4	5	223.6	10	222.6	8	224.9
2	6	Francisco Comendador Romero	C.D.E. DEYSCOM SPORT	SUBARU WRX	8	225.0	5	220.4	7	220.4	9	218.6	8	217.3	10	220.3
3	8	Busian Fontan Alcalde	CLUB JARAMA SPORT	PEUGEOT 308 Racing Cup	7	222.6	8	219.9	5	219.9	10	219.5	7	219.0	3	220.2
4	35	Juan Carlos Lopez Olmo	EFICAR TEAM	MERCEDES BENZ	C-L	207.6	4	205.7	3	202.6	9	197.4	5	192.5	2	201.1
5	34	Eloy Iñigo Varas	R A C E	SEAT LEON MK 1	6	207.2	2	202.6	9	200.7	4	197.0	8	196.0	7	200.7
6	14	Alfonso Sangrador Alvarez	LA RUINA RACING	HONDA CIVIC 1.6	5	204.9	9	204.5	7	204.5	8	204.1	4	203.7	6	204.3
7	17	Antonio Castro Ortega	R A C E	PORSCHE 968 Turbo	C-L	204.5	8	200.7	10	200.3	4	199.6	9	198.5	6	200.7
8	15	Alejandro J. Royo Aguadero	MOTOR CLUB SABADELL	RENAULT CLIO CUP V	5	200.7	6	200.0	2	200.0	3	200.0	5	199.6	8	200.0
9	66	José Alberto Vila Sainz	C.D.E. NACIONAL CHECO DE CARRERA DE CAMIONES	PEUGEOT 207 RC	5	198.8	8	196.3	7	195.2	9	192.5	2	191.8	6	194.9
10	12	Jesús A. Morales Anguita	ESC. CERRO NEGRO	RENAULT CLIO CUP II	5	196.3	3	195.6	8	193.2	4	191.8	7	191.1	9	193.6
11	31	Eddie Theo Ramirez Eriksson	CLUB JARAMA SPORT	RENAULT CLIO CUP III	5	196.3	3	196.3	4	195.2	8	193.5	6	193.2	2	194.9
12	43	Juan Carlos Zorrilla Hierro	C.D.E. OUVREUR	PORSCHE 968 CS	C-L	193.8	3	183.3	2	123.5	1					166.9
13	41	Diego Blanco Torrecilla	CLUB JARAMA SPORT	PORSCHE 911 2.7	C-L	184.3	3	181.2	5	179.7	2	173.6	4	168.4	7	177.4
14	11	Pablo Choclan Mendez	EFICAR TEAM	SEAT LEON 1.8	6	181.8	2	128.7	1	121.8	4	117.3	5	69.9	3	123.9



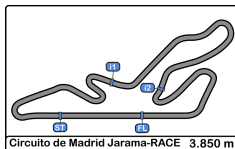
Circuito de Madrid Jarama - RACE

División 2

1ª Carrera

Secuencia Vueltas Rápidas

<u>Vta</u>	<u>Hora Día</u>	<u>T Sesion</u>	<u>Nº</u>	<u>Piloto</u>	<u>Concursante</u>	<u>Vehiculo</u>	<u>Cat</u>	<u>Tiempo</u>	<u>Km/h</u>
2	12:58:21.179	3:24.179	6	Francisco Comendador Romero	C.D.E. DEYSCOM SPORT	SUBARU WRX	8	1:41.575	136.4
3	13:00:02.712	5:05.712	6	Francisco Comendador Romero	C.D.E. DEYSCOM SPORT	SUBARU WRX	8	1:41.533	136.5
3	13:00:05.160	5:08.160	33	Juan Fco. Gastañaga Martínez	A.D. DESGUACES LA TORRE	SEAT LEON TCR v2 DSG	8	1:41.066	137.1
5	13:03:25.132	8:28.132	6	Francisco Comendador Romero	C.D.E. DEYSCOM SPORT	SUBARU WRX	8	1:40.490	137.9



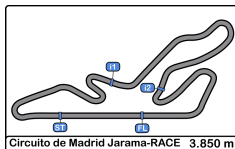
Circuito de Madrid Jarama - RACE

División 2

1ª Carrera

Mejor Máxima Velocidad del Evento

Cls	Nº	Piloto	Concursante	Vehiculo	Cat	Km/h	Sesión
1	56	Luis García García	ESCUADERIA LE MANS	PORSCHE 911 GT3 R	9	236.3	Entrenamiento Libre
2	33	Juan Fco. Gastañaga Martínez	A.D. DESGUACES LA TORRE	SEAT LEON TCR v2 DSG	8	227.8	Entrenamiento cronometrado
3	6	Francisco Comendador Romero	C.D.E. DEYSCOM SPORT	SUBARU WRX	8	225.0	1ª Carrera
4	8	Busian Fontan Alcalde	CLUB JARAMA SPORT	PEUGEOT 308 Racing Cup	7	222.6	1ª Carrera
5	34	Eloy Iñigo Varas	R A C E	SEAT LEON MK 1	6	214.7	Entrenamiento cronometrado
6	42	Luis Lopez Anos	R.A.C. CIRCUITO GUADALOPE	PORSCHE 968 CS	C-L	211.7	Entrenamiento Libre
7	17	Antonio Castro Ortega	R A C E	PORSCHE 968 Turbo	C-L	207.6	Entrenamiento cronometrado
8	35	Juan Carlos Lopez Olmo	EFICAR TEAM	MERCEDES BENZ 190E	C-L	207.6	1ª Carrera
9	14	Alfonso Sangrador Alvarez	LA RUINA RACING	HONDA CIVIC 1.6	5	204.9	1ª Carrera
10	66	José Alberto Vila Sainz	C.D.E. NACIONAL - ONCE - DE CARRERA DE CARBONES	PEUGEOT 207 RC	5	203.0	Entrenamiento cronometrado
11	15	Alejandro J. Royo Aguadero	MOTOR CLUB SABADELL	RENAULT CLIO CUP V	5	200.7	1ª Carrera
12	31	Eddie Theo Ramirez Eriksson	CLUB JARAMA SPORT	RENAULT CLIO CUP III	5	197.4	Entrenamiento Libre
13	12	Jesús A. Morales Anguita	ESC. CERRO NEGRO	RENAULT CLIO CUP II	5	196.3	1ª Carrera
14	43	Juan Carlos Zorrilla Hierro	C.D.E. OUVREUR	PORSCHE 968 CS	C-L	193.8	1ª Carrera
15	41	Diego Blanco Torrecilla	CLUB JARAMA SPORT	PORSCHE 911 2.7	C-L	192.5	Entrenamiento Libre
16	11	Pablo Choclan Mendez	EFICAR TEAM	SEAT LEON 1.8	6	181.8	1ª Carrera



Circuito de Madrid Jarama - RACE

División 2

1ª Carrera

Cuentavueltas

VTA

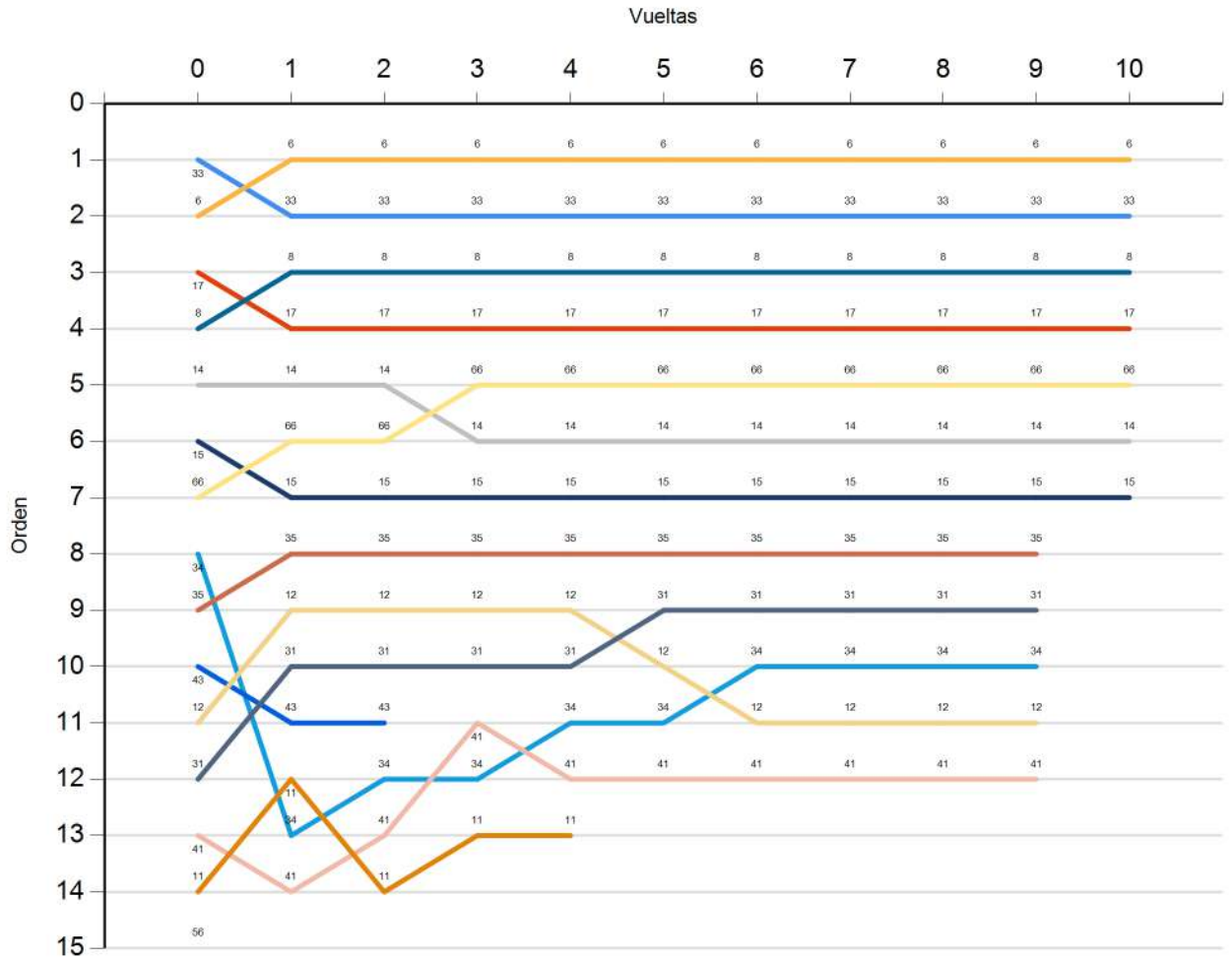
Nr	Pos	Grid	1	2	3	4	5	6	7	8	9	10
33	1	33	6	6	6	6	6	6	6	6	6	6
6	2	6	33	33	33	33	33	33	33	33	33	33
17	3	17	8	8	8	8	8	8	8	8	8	8
8	4	8	17	17	17	17	17	17	17	17	17	17
14	5	14	14	14	66	66	66	66	66	66	66	66
15	6	15	66	66	14	14	14	14	14	14	14	14
66	7	66	15	15	15	15	15	15	15	15	15	15
34	8	34	35	35	35	35	35	35	35	35	35	35
35	9	35	12	12	12	12	31	31	31	31	31	31
43	10	43	31	31	31	31	12	34	34	34	34	34
12	11	12	43	43	41	34	34	12	12	12	12	12
31	12	31	11	34	34	41	41	41	41	41	41	41
41	13	41	34	41	11	11						
11	14	11	41	11								
56	15	56										

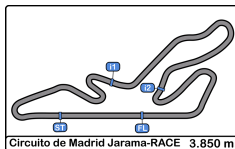




Circuito de Madrid Jarama - RACE
División 2
1ª Carrera
Cuentavueltas Gráfico

- 33
- 6
- 17
- 8
- 14
- 15
- 66
- 34
- 35
- 43
- 12
- 31
- 41
- 11
- 56





Circuito de Madrid Jarama - RACE

División 2

1ª Carrera

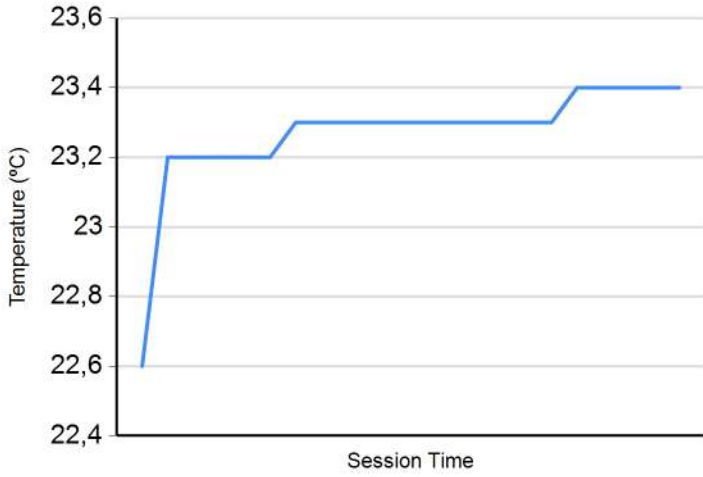
Tiempos Parada en Pit

Nº	Tiempo Día	Piloto	Concursante	Vehiculo	Cat	Tiempo Entrada	Nº Parada	Tiempo Pit	Handicap
11	12:59:17.604	Pablo Choclan Mendez	EFICAR TEAM	SEAT LEON 1.8	6	4:20.498	1	1:32.031	
12	13:04:35.863	Jesús A. Morales Anguita	ESC. CERRO NEGRO	RENAULT CLIO CUP II	5	9:38.757	1	28.169	

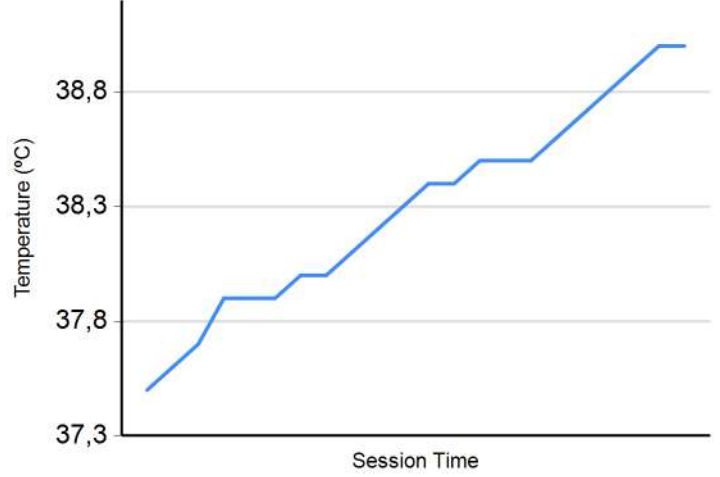


Circuito de Madrid Jarama - RACE
División 2
1ª Carrera
Informe Meteorológico

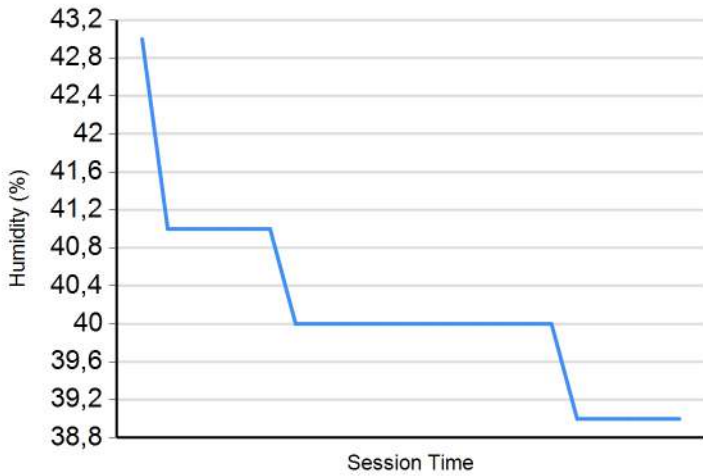
Temperatura Aire



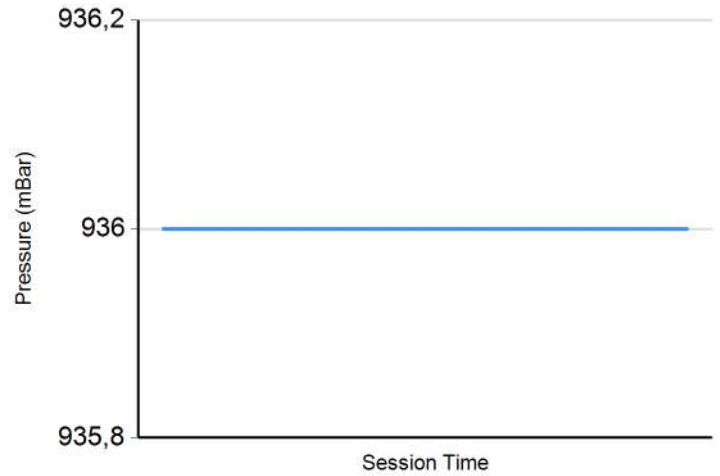
Temperatura Pista



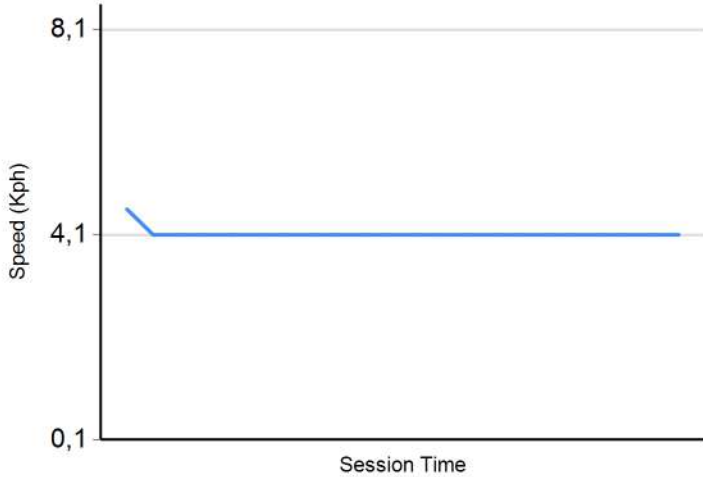
Humedad



Presión

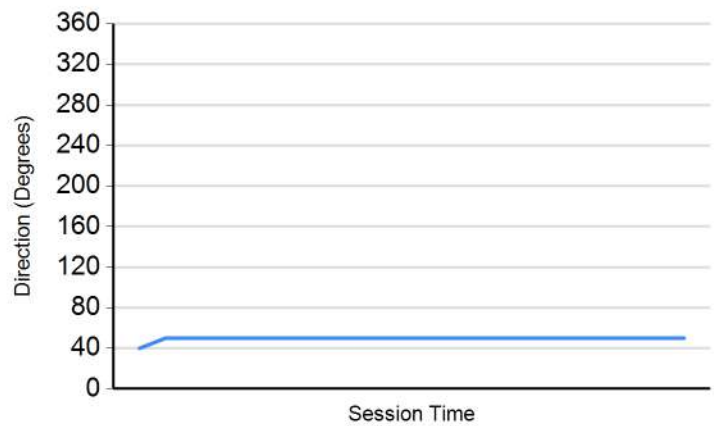


Velocidad Viento



Dirección Viento

North = 0°/360° Est = 90° South = 180° West = 270°





Circuito de Madrid Jarama - RACE

División 2

1ª Carrera

Resultados Finales

Cls	Nº	Piloto	Concursante	Vehiculo	Cat	Cl	N.V.	Tiempo	Dif 1º	Dif Ant.	Km/h	V.R.	Tiempo	Km/h
1	6	Francisco Comendador Romero	C.D.E. DEYSCOM SPORT	SUBARU WRX	8	1	10	16:58.078			136.1	5	1:40.490	137.9
2	33	Juan Fco. Gastañaga Martínez	A.D. DESGUACES LA TORRE	SEAT LEON TCR v2 DSG	8	2	10	17:00.161	2.083	2.083	135.8	5	1:40.707	137.6
3	8	Busian Fontan Alcalde	CLUB JARAMA SPORT	PEUGEOT 308 Racing Cup	7	1	10	17:38.720	40.642	38.559	130.9	4	1:44.750	132.3
4	17	Antonio Castro Ortega	R A C E	PORSCHE 968 Turbo	C-L	1	10	18:20.777	1:22.699	42.057	125.9	8	1:49.003	127.1
5	66	José Alberto Vila Sainz	C.D.E. NACIONAL ONIC-DE CARRERA DE CAMIONES	PEUGEOT 207 RC	5	1	10	18:32.064	1:33.986	11.287	124.6	8	1:50.197	125.7
6	14	Alfonso Sangrador Alvarez	LA RUIÑA RACING	HONDA CIVIC 1.6	5	2	10	18:37.683	1:39.605	5.619	124.0	7	1:50.164	125.8
7	15	Alejandro J. Royo Aguadero	MOTOR CLUB SABADELL	RENAULT CLIO CUP V	5	3	10	18:38.950	1:40.872	1.267	123.8	4	1:50.484	125.4
8	35	Juan Carlos Lopez Olmo	EFICAR TEAM	MERCEDES BENZ	C-L	2	9	17:05.985	1 Vta	1 Vta	121.5	2	1:51.559	124.2
9	31	Eddie Theo Ramirez Eriksson	CLUB JARAMA SPORT	RENAULT CLIO CUP III	5	4	9	17:10.845	1 Vta	4.860	121.0	3	1:53.087	122.5
10	34	Eloy Iñigo Varas	R A C E	SEAT LEON MK 1	6	1	9	17:33.853	1 Vta	23.008	118.3	9	1:49.798	126.2
11	12	Jesús A. Morales Anguita	ESC. CERRO NEGRO	RENAULT CLIO CUP II	5	5	9	17:47.696	1 Vta	13.843	116.8	3	1:53.296	122.3
12	41	Diego Blanco Torrecilla	CLUB JARAMA SPORT	PORSCHE 911 2.7	C-L	3	9	18:25.817	1 Vta	38.121	112.8	2	1:55.747	119.7

No clasificados: (Requerimiento: 75% del numero de vueltas del lider = 8 Vueltas)

11	Pablo Chocian Mendez	EFICAR TEAM	SEAT LEON 1.8	6	2	4	10:54.610	6 Vtas	5 Vtas	84.6	1	2:03.733	112.0
43	Juan Carlos Zorrilla Hierro	C.D.E. OUVREUR	PORSCHE 968 CS	C-L	4	2	3:52.787	8 Vtas	2 Vtas	119.0	2	1:53.476	122.1
56	Luis García García	ESCUADERIA LE MANS	PORSCHE 911 GT3 R	9	1								

Vta. rápida de Francisco Comendador Romero en 1:40.490 a 137.9 Km/h en la vuelta 5

Publicada a las:.....

Temp. Pista: 39.0 °C Temp. Aire: 23.4 °C Humedad: 39 % Estado Pista: SECA

Comisarios Deportivos:

Director de Carrera:

Cronometrador:



Circuito de Madrid Jarama - RACE

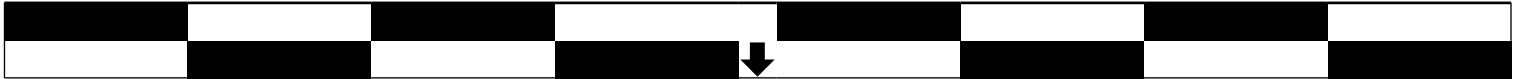
División 2

2ª Carrera

Parrilla de Salida

15	56	Luis García García	11:29:31.	.8.
13	41	Diego Blanco Torrecilla	1:56.629	.7.
11	12	Jesús A. Morales Anguita	1:54.205	.6.
9	35	Juan Carlos Lopez Olmo	1:51.374	.5.
7	66	José Alberto Vila Sainz	1:50.224	.4.
5	14	Alfonso Sangrador Alvarez	1:49.044	.3.
3	17	Antonio Castro Ortega	1:46.339	.2.
1	33	Juan Fco. Gastañaga Martinez	1:41.426	.1.

		Luis Lopez Anos	42	16
2:02.475		Pablo Choclan Mendez	11	14
1:55.097		Eddie Theo Ramirez Eriksson	31	12
1:51.585		Juan Carlos Zorrilla Hierro	43	10
1:50.830		Eloy Iñigo Varas	34	8
1:49.999		Alejandro J. Royo Aguadero	15	6
1:47.820		Busian Fontan Alcalde	8	4
1:42.721		Francisco Comendador Romero	6	2



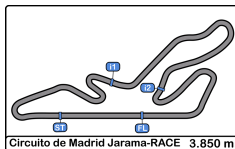
Pole

Publicada a las:.....

Comisarios Deportivos:

Cronometrador:





Circuito de Madrid Jarama - RACE

División 2

2ª Carrera

Resultados Provisionales

Cls	Nº	Piloto	Concursante	Vehiculo	Cat	Cl	N.V.	Tiempo	Dif 1º	Dif Ant.	Km/h	V.R.	Tiempo	Km/h
1	6	Francisco Comendador Romero	C.D.E. DEYSCOM SPORT	SUBARU WRX	8	1	10	17:07.210			134.9	4	1:41.753	136.2
2	33	Juan Fco. Gastañaga Martínez	A.D. DESGUACES LA TORRE	SEAT LEON TCR v2 DSG	8	2	10	17:18.914	11.704	11.704	133.4	3	1:41.962	135.9
3	8	Busian Fontan Alcalde	CLUB JARAMA SPORT	PEUGEOT 308 Racing Cup	7	1	10	17:36.837	29.627	17.923	131.1	2	1:44.422	132.7
4	34	Eloy Iñigo Varas	R A C E	SEAT LEON MK 1	6	1	10	18:23.595	1:16.385	46.758	125.5	3	1:48.549	127.6
5	17	Antonio Castro Ortega	R A C E	PORSCHE 968 Turbo	C-L	1	10	18:26.771	1:19.561	3.176	125.2	2	1:49.330	126.7
6	14	Alfonso Sangrador Alvarez	LA RUINA RACING	HONDA CIVIC 1.6	5	1	10	18:32.314	1:25.104	5.543	124.6	4	1:50.108	125.8
7	15	Alejandro J. Royo Aguadero	MOTOR CLUB SABADELL	RENAULT CLIO CUP V	5	2	10	18:41.921	1:34.711	9.607	123.5	2	1:51.232	124.6
8	42	Luis Lopez Anos	R.A.C. CIRCUITO GUADALOPE	PORSCHE 968 CS	C-L	2	10	18:44.751	1:37.541	2.830	123.2	4	1:49.996	126.0
9	35	Juan Carlos Lopez Olmo	EFICAR TEAM	MERCEDES BENZ	C-L	3	9	17:10.288	1 Vta	1 Vta	121.0	2	1:51.647	124.1
10	43	Juan Carlos Zorrilla Hierro	C.D.E. OUVREUR	PORSCHE 968 CS	C-L	4	9	17:16.807	1 Vta	6.519	120.3	4	1:53.256	122.3
11	12	Jesús A. Morales Anguita	ESC. CERRO NEGRO	RENAULT CLIO CUP II	5	3	9	17:20.574	1 Vta	3.767	119.8	6	1:54.647	120.8
12	31	Eddie Theo Ramirez Eriksson	CLUB JARAMA SPORT	RENAULT CLIO CUP III	5	4	9	17:27.867	1 Vta	7.293	119.0	5	1:54.719	120.8
13	41	Diego Blanco Torrecilla	CLUB JARAMA SPORT	PORSCHE 911 2.7	C-L	5	9	17:34.080	1 Vta	6.213	118.3	7	1:53.773	121.8

No clasificados: (Requerimiento: 75% del numero de vueltas del lider = 8 Vueltas)

66	José Alberto Vila Sainz	C.D.E. NACIONAL ONCO-DE CARRERA DE CAMIONES	PEUGEOT 207 RC	5	5	4	7:27.294	6 Vtas	5 Vtas	123.9	4	1:50.599	125.3
11	Pablo Choclan Mendez	EFICAR TEAM	SEAT LEON 1.8	6	2								
56	Luis García García	ESCUDERIA LE MANS	PORSCHE 911 GT3 R	9	1								

Vta. rápida de Francisco Comendador Romero en 1:41.753 a 136.2 Km/h en la vuelta 4

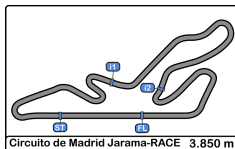
Publicada a las:.....

Temp. Pista: 43.8 °C Temp. Aire: 26.0 °C Humedad: 31 % Estado Pista: SECA

Comisarios Deportivos:

Director de Carrera:

Cronometrador:



Circuito de Madrid Jarama - RACE

División 2

2ª Carrera

Resultados Provisionales por Categoría

Cls	Nº	Piloto	Concursante	Vehiculo	Cat	Cl	N.V.	Tiempo	Dif 1º	Dif Ant.	Km/h	V.R.	Tiempo	Km/h
Campeonato RACE 'Categoría 5'														
1	14	Alfonso Sangrador Alvarez	LA RUINA RACING	HONDA CIVIC 1.6	5	1	10	18:32.314			124.6	4	1:50.108	125.8
2	15	Alejandro J. Royo Aguadero	MOTOR CLUB SABADELL	RENAULT CLIO CUP V	5	2	10	18:41.921	9.607	9.607	123.5	2	1:51.232	124.6
3	12	Jesús A. Morales Anguita	ESC. CERRO NEGRO	RENAULT CLIO CUP II	5	3	9	17:20.574	1 Vta	1 Vta	119.8	6	1:54.647	120.8
4	31	Eddie Theo Ramirez Eriksson	CLUB JARAMA SPORT	RENAULT CLIO CUP III	5	4	9	17:27.867	1 Vta	7.293	119.0	5	1:54.719	120.8
No clasificados: (Requerimiento: 75% del numero de vueltas del lider = 8 Vueltas)														
66		José Alberto Vila Sainz	C.D.E. NACIONAL ONCE DE CARRERA DE CAMIONES	PEUGEOT 207 RC	5	5	4	7:27.294	6 Vtas	5 Vtas	123.9	4	1:50.599	125.3
Campeonato RACE 'Categoría 6'														
1	34	Eloy Iñigo Varas	R A C E	SEAT LEON MK 1	6	1	10	18:23.595			125.5	3	1:48.549	127.6
No clasificados: (Requerimiento: 75% del numero de vueltas del lider = 8 Vueltas)														
11		Pablo Choclan Mendez	EFICAR TEAM	SEAT LEON 1.8	6	2								
Campeonato RACE 'Categoría 7'														
1	8	Busian Fontan Alcalde	CLUB JARAMA SPORT	PEUGEOT 308 Racing Cup	7	1	10	17:36.837			131.1	2	1:44.422	132.7
Campeonato RACE 'Categoría 8'														
1	6	Francisco Comendador Romero	C.D.E. DEYSCOM SPORT	SUBARU WRX	8	1	10	17:07.210			134.9	4	1:41.753	136.2
2	33	Juan Fco. Gastañaga Martínez	A.D. DESGUACES LA TORRE	SEAT LEON TCR v2 DSG	8	2	10	17:18.914	11.704	11.704	133.4	3	1:41.962	135.9
Campeonato RACE 'Categoría 9'														
No clasificados: (Requerimiento: 75% del numero de vueltas del lider = 0 Vueltas)														
56		Luis García García	ESCUADERIA LE MANS	PORSCHE 911 GT3 R	9	1								
Campeonato RACE 'Categoría CLASICOS-LEGEND'														
1	17	Antonio Castro Ortega	R A C E	PORSCHE 968 Turbo	C-L	1	10	18:26.771			125.2	2	1:49.330	126.7
2	42	Luis Lopez Anos	R.A.C. CIRCUITO GUADALOPE	PORSCHE 968 CS	C-L	2	10	18:44.751	17.980	17.980	123.2	4	1:49.996	126.0
3	35	Juan Carlos Lopez Olmo	EFICAR TEAM	MERCEDES BENZ	C-L	3	9	17:10.288	1 Vta	1 Vta	121.0	2	1:51.647	124.1
4	43	Juan Carlos Zornilla Hierro	C.D.E. OUVREUR	PORSCHE 968 CS	C-L	4	9	17:16.807	1 Vta	6.519	120.3	4	1:53.256	122.3
5	41	Diego Blanco Torrecilla	CLUB JARAMA SPORT	PORSCHE 911 2.7	C-L	5	9	17:34.080	1 Vta	17.273	118.3	7	1:53.773	121.8

Vta. rápida de Francisco Comendador Romero en 1:41.753 a 136.2 Km/h en la vuelta 4

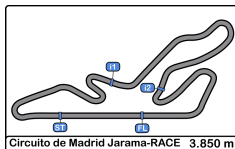
Publicada a las:.....

Temp. Pista: 43.8 °C Temp. Aire: 26.0 °C Humedad: 31 % Estado Pista: SECA

Comisarios Deportivos:

Director de Carrera:

Cronometrador:



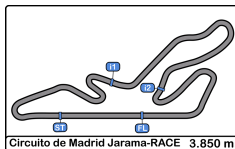
Circuito de Madrid Jarama - RACE

División 2

2ª Carrera

Clasificación Provisional por Vuelta Rápida de Piloto

Clas	Nº	Piloto	Concursante	Vehiculo	Cat	Clas	N.V.	V.R.	Tiempo	Dif 1º	Dif Ant.	Km/h
1	6	Francisco Comendador Romero	C.D.E. DEYSCOM SPORT	SUBARU WRX	8	1	10	4	1:41.753			136.2
2	33	Juan Fco. Gastañaga Martínez	A.D. DESGUACES LA TORRE	SEAT LEON TCR v2 DSG	8	2	10	3	1:41.962	0.209	0.209	135.9
3	8	Busian Fontan Alcalde	CLUB JARAMA SPORT	PEUGEOT 308 Racing Cup	7	1	10	2	1:44.422	2.669	2.460	132.7
4	34	Eloy Iñigo Varas	R A C E	SEAT LEON MK 1	6	1	10	3	1:48.549	6.796	4.127	127.6
5	17	Antonio Castro Ortega	R A C E	PORSCHE 968 Turbo	C-L	1	10	2	1:49.330	7.577	0.781	126.7
6	42	Luis Lopez Anos	R.A.C. CIRCUITO GUADALOPE	PORSCHE 968 CS	C-L	2	10	4	1:49.996	8.243	0.666	126.0
7	14	Alfonso Sangrador Alvarez	LA RUINA RACING	HONDA CIVIC 1.6	5	1	10	4	1:50.108	8.355	0.112	125.8
8	66	José Alberto Vila Sainz	C.D.E. NACIONAL - CHOC. DE CARRERA DE CAMIONES	PEUGEOT 207 RC	5	2	4	4	1:50.599	8.846	0.491	125.3
9	15	Alejandro J. Royo Aguadero	MOTOR CLUB SABADELL	RENAULT CLIO CUP V	5	3	10	2	1:51.232	9.479	0.633	124.6
10	35	Juan Carlos Lopez Olmo	EFICAR TEAM	MERCEDES BENZ	C-L	3	9	2	1:51.647	9.894	0.415	124.1
11	43	Juan Carlos Zorrilla Hierro	C.D.E. OUVREUR	PORSCHE 968 CS	C-L	4	9	4	1:53.256	11.503	1.609	122.3
12	41	Diego Blanco Torreclilla	CLUB JARAMA SPORT	PORSCHE 911 2.7	C-L	5	9	7	1:53.773	12.020	0.517	121.8
13	12	Jesús A. Morales Anguita	ESC. CERRO NEGRO	RENAULT CLIO CUP II	5	4	9	6	1:54.647	12.894	0.874	120.8
14	31	Eddie Theo Ramirez Eriksson	CLUB JARAMA SPORT	RENAULT CLIO CUP III	5	5	9	5	1:54.719	12.966	0.072	120.8



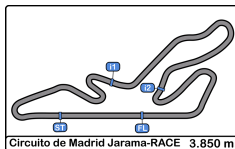
Circuito de Madrid Jarama - RACE

División 2

2ª Carrera

Distancia y Velocidad Media

Clas	Nº	Piloto	Concursante	Vehiculo	Cat	Clas	N.V.	Distancia	Tiempo Total	Km/h
1	6	Francisco Comendador Romero	C.D.E. DEYSCOM SPORT	SUBARU WRX	8	1	10	38.50	17:07.210	134.9
2	33	Juan Fco. Gastañaga Martínez	A.D. DESGUACES LA TORRE	SEAT LEON TCR v2 DSG	8	2	10	38.50	17:18.914	133.4
3	8	Busian Fontan Alcalde	CLUB JARAMA SPORT	PEUGEOT 308 Racing Cup	7	1	10	38.50	17:36.837	131.1
4	34	Eloy Iñigo Varas	R A C E	SEAT LEON MK 1	6	1	10	38.50	18:23.595	125.5
5	17	Antonio Castro Ortega	R A C E	PORSCHE 968 Turbo	C-L	1	10	38.50	18:26.771	125.2
6	14	Alfonso Sangrador Alvarez	LA RUIÑA RACING	HONDA CIVIC 1.6	5	1	10	38.50	18:32.314	124.6
7	15	Alejandro J. Royo Aguadero	MOTOR CLUB SABADELL	RENAULT CLIO CUP V	5	2	10	38.50	18:41.921	123.5
8	42	Luis Lopez Anos	R.A.C. CIRCUITO GUADALOPE	PORSCHE 968 CS	C-L	2	10	38.50	18:44.751	123.2
9	35	Juan Carlos Lopez Olmo	EFICAR TEAM	MERCEDES BENZ	C-L	3	9	34.65	17:10.288	121.0
10	43	Juan Carlos Zorrilla Hierro	C.D.E. OUVREUR	PORSCHE 968 CS	C-L	4	9	34.65	17:16.807	120.3
11	12	Jesús A. Morales Anguita	ESC. CERRO NEGRO	RENAULT CLIO CUP II	5	3	9	34.65	17:20.574	119.8
12	31	Eddie Theo Ramirez Eriksson	CLUB JARAMA SPORT	RENAULT CLIO CUP III	5	4	9	34.65	17:27.867	119.0
13	41	Diego Blanco Torreclilla	CLUB JARAMA SPORT	PORSCHE 911 2.7	C-L	5	9	34.65	17:34.080	118.3
No clasificados: (Requerimiento: 75% del numero de vueltas del lider = 8 Vueltas)										
66		José Alberto Vila Sainz	C.D.E. NACIONAL - C.D.C. DE CARRERA DE CARBONES	PEUGEOT 207 RC	5	5	4	15.40	7:27.294	123.9
11		Pablo Choclan Mendez	EFICAR TEAM	SEAT LEON 1.8	6	2				
56		Luis García García	ESCUADERIA LE MANS	PORSCHE 911 GT3 R	9	1				



Circuito de Madrid Jarama - RACE

División 2

2ª Carrera

Tiempos Por Vuelta

6 Francisco Comendador Romero SUBARU WRX **15** Alejandro J. Royo Aguadero RENAULT CLIO CUP V
8 C.D.E. DEYSCOM SPORT 5 MOTOR CLUB SABADELL

Vta. D	Tiempo	Sector 1	Sector 2	Sector 3	V. Max.	Elapsed	Vta. D	Tiempo	Sector 1	Sector 2	Sector 3	V. Max.	Elapsed
1	1:42.928	40.211	33.806	28.911	135.0	1:42.928	1	1:54.147	45.726	37.394	31.027	118.5	1:54.147
2	1:43.576	40.217	34.333	29.026	221.3	3:26.504	2	1:51.232	42.616	37.406	31.210	201.1	3:45.379
3	1:42.437	39.965	33.715	28.757	204.9	5:08.941	3	1:51.342	42.619	37.336	31.387	198.8	5:36.721
4	1:41.753	39.372	33.720	28.661	210.1	6:50.694	4	1:51.666	43.131	37.233	31.302	201.1	7:28.387
5	1:42.185	39.846	33.834	28.505	215.1	8:32.879	5	1:52.239	43.278	37.538	31.423	198.1	9:20.626
6	1:43.095	40.017	33.979	29.099	203.3	10:15.974	6	1:51.450	42.776	37.385	31.289	198.5	11:12.076
7	1:42.915	39.662	34.201	29.052	220.4	11:58.889	7	1:51.619	42.854	37.364	31.401	198.1	13:03.695
8	1:42.761	40.118	34.017	28.626	222.2	13:41.650	8	1:52.103	42.834	37.790	31.479	197.4	14:55.798
9	1:42.969	39.511	34.151	29.307	220.8	15:24.619	9	1:52.375	43.018	37.590	31.767	197.4	16:48.173
10	1:42.591	40.514	33.515	28.562	200.0	17:07.210	10	1:53.748	43.294	38.310	32.144	198.1	18:41.921

8 Busian Fontan Alcalde PEUGEOT 308 Racing Cup **17** Antonio Castro Ortega PORSCHE 968 Turbo
7 CLUB JARAMA SPORT C-L R A C E

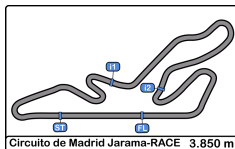
Vta. D	Tiempo	Sector 1	Sector 2	Sector 3	V. Max.	Elapsed	Vta. D	Tiempo	Sector 1	Sector 2	Sector 3	V. Max.	Elapsed
1	1:47.506	43.132	35.035	29.339	128.4	1:47.506	1	1:52.144	44.891	37.286	29.967	121.0	1:52.144
2	1:44.422	40.413	34.815	29.194	220.4	3:31.928	2	1:49.330	41.735	36.541	31.054	194.2	3:41.474
3	1:44.629	40.470	34.902	29.257	217.3	5:16.557	3	1:49.818	42.198	36.699	30.921	196.0	5:31.292
4	1:45.803	40.451	35.870	29.482	220.8	7:02.360	4	1:51.334	43.296	37.148	30.890	194.5	7:22.626
5	1:44.929	40.535	35.005	29.389	217.3	8:47.289	5	1:49.748	42.848	36.646	30.254	188.8	9:12.374
6	1:44.886	40.603	34.953	29.330	219.9	10:32.175	6	1:49.580	42.412	36.587	30.581	192.8	11:01.954
7	1:44.731	40.459	34.909	29.363	220.8	12:16.906	7	1:50.263	41.970	37.309	30.984	196.3	12:52.217
8	1:45.092	40.517	34.987	29.588	219.0	14:01.998	8	1:51.681	42.404	37.703	31.574	192.1	14:43.898
9	1:46.535	41.069	35.656	29.810	217.7	15:48.533	9	1:51.374	43.064	36.963	31.347	189.4	16:35.272
10	1:48.304	41.320	36.775	30.209	216.8	17:36.837	10	1:51.499	43.284	37.164	31.051	188.4	18:26.771

12 Jesús A. Morales Anguita RENAULT CLIO CUP II **31** Eddie Theo Ramirez Eriksson RENAULT CLIO CUP III
5 ESC. CERRO NEGRO 5 CLUB JARAMA SPORT

Vta. D	Tiempo	Sector 1	Sector 2	Sector 3	V. Max.	Elapsed	Vta. D	Tiempo	Sector 1	Sector 2	Sector 3	V. Max.	Elapsed
1	1:58.600	47.753	38.654	32.193	126.3	1:58.600	1	2:00.922	48.338	40.278	32.306	123.5	2:00.922
2	1:55.258	43.991	39.039	32.228	189.1	3:53.858	2	1:55.713	44.760	38.696	32.257	189.4	3:56.635
3	1:54.805	43.971	38.469	32.365	189.8	5:48.663	3	1:58.293	44.368	40.024	33.901	192.5	5:54.928
4	1:55.799	44.101	38.900	32.798	192.1	7:44.462	4	1:54.770	43.957	38.656	32.157	194.5	7:49.698
5	1:55.549	44.788	38.703	32.058	184.3	9:40.011	5	1:54.719	43.832	38.577	32.310	195.2	9:44.417
6	1:54.647	44.175	38.532	31.940	180.9	11:34.658	6	1:55.525	44.534	38.798	32.193	194.2	11:39.942
7	1:54.713	44.125	38.525	32.063	184.9	13:29.371	7	1:55.106	44.046	38.558	32.502	196.3	13:35.048
8	1:55.424	44.690	38.432	32.302	183.9	15:24.795	8	1:56.280	44.334	39.286	32.660	195.2	15:31.328
9	1:55.779	43.999	38.528	33.252	196.3	17:20.574	9	1:56.539	44.357	39.500	32.682	195.6	17:27.867

14 Alfonso Sangrador Alvarez HONDA CIVIC 1.6 **33** Juan Fco. Gastañaga Martinez SEAT LEON TCR v2 DSG
5 LA RUINA RACING 8 A.D. DESGUACES LA TORRE

Vta. D	Tiempo	Sector 1	Sector 2	Sector 3	V. Max.	Elapsed	Vta. D	Tiempo	Sector 1	Sector 2	Sector 3	V. Max.	Elapsed
1	1:53.350	45.489	37.142	30.719	119.3	1:53.350	1	1:45.686	42.345	34.490	28.851	117.5	1:45.686
2	1:50.189	42.311	36.984	30.894	204.5	3:43.539	2	1:42.398	39.884	33.993	28.521	214.2	3:28.084
3	1:50.491	42.946	36.614	30.931	203.3	5:34.030	3	1:41.962	39.623	33.854	28.485	219.0	5:10.046
4	1:50.108	42.286	36.937	30.885	204.1	7:24.138	4	1:42.435	39.566	34.198	28.671	222.6	6:52.481
5	1:50.198	42.423	36.841	30.934	203.0	9:14.336	5	1:43.126	40.054	34.198	28.874	221.3	8:35.607
6	1:51.887	43.023	37.617	31.247	204.1	11:06.223	6	1:42.820	39.953	34.159	28.708	218.1	10:18.427
7	1:51.046	42.853	37.154	31.039	198.8	12:57.269	7	1:43.740	40.028	34.605	29.107	212.5	12:02.167
8	1:51.517	42.922	37.319	31.276	201.1	14:48.786	8	1:44.841	40.335	34.921	29.585	212.5	13:47.008
9	1:51.471	42.847	37.118	31.506	201.4	16:40.257	9	1:44.845	40.424	34.971	29.450	210.1	15:31.853
10	1:52.057	42.948	37.678	31.431	203.0	18:32.314	10	1:47.061	41.144	35.616	30.301	202.2	17:18.914



Circuito de Madrid Jarama - RACE

División 2

2ª Carrera

Tiempos Por Vuelta

34	Eloy Iñigo Varas	SEAT LEON MK 1	43	Juan Carlos Zorrilla Hierro	PORSCHE 968 CS
	6	RACE		C-L	C.D.E. OUVREUR

Vta. D	Tiempo	Sector 1	Sector 2	Sector 3	V. Max.	Elapsed	Vta. D	Tiempo	Sector 1	Sector 2	Sector 3	V. Max.	Elapsed
1	1:54.332	46.597	37.246	30.489	131.0	1:54.332	1	2:02.740	51.256	39.441	32.043	122.8	2:02.740
2	1:49.390	41.759	37.117	30.514	208.8	3:43.722	2	1:54.360	44.035	38.426	31.899	179.1	3:57.100
3	1:48.549	42.122	36.213	30.214	204.5	5:32.271	3	1:56.466	44.617	39.465	32.384	178.2	5:53.566
4	1:48.629	41.802	36.235	30.592	207.6	7:20.900	4	1:53.256	43.535	38.267	31.454	188.4	7:46.822
5	1:50.206	42.616	37.083	30.507	208.8	9:11.106	5	1:53.502	43.509	38.232	31.761	182.7	9:40.324
6	1:49.044	42.111	36.379	30.554	211.7	11:00.150	6	1:54.700	44.957	38.274	31.469	188.1	11:35.024
7	1:49.233	42.262	36.367	30.604	204.1	12:49.383	7	1:54.621	44.206	38.728	31.687	175.8	13:29.645
8	1:49.952	42.312	36.908	30.732	206.8	14:39.335	8	1:53.712	43.933	38.086	31.693	192.8	15:23.357
9	1:50.960	42.717	37.235	31.008	204.9	16:30.295	9	1:53.450	44.192	37.649	31.609	187.1	17:16.807
10	1:53.300	42.999	37.719	32.582	192.8	18:23.595							

35	Juan Carlos Lopez Olmo	MERCEDES BENZ 190E	66	José Alberto Vila Sainz	PEUGEOT 207 RC
	C-L	EFICAR TEAM		5 C.D.E. NACIONAL -CNCC- DE CARRERA DE CA	

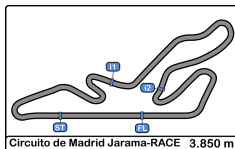
Vta. D	Tiempo	Sector 1	Sector 2	Sector 3	V. Max.	Elapsed	Vta. D	Tiempo	Sector 1	Sector 2	Sector 3	V. Max.	Elapsed
1	1:55.809	47.062	37.515	31.232	123.1	1:55.809	1	1:54.719	46.160	37.392	31.167	125.1	1:54.719
2	1:51.647	42.996	37.243	31.408	203.3	3:47.456	2	1:51.197	42.625	37.200	31.372	200.0	3:45.916
3	1:51.862	43.145	37.322	31.395	203.0	5:39.318	3	1:50.779	42.824	37.000	30.955	205.7	5:36.695
4	1:56.493	43.305	41.799	31.389	203.0	7:35.811	4	1:50.599	43.050	36.609	30.940	189.8	7:27.294
5	1:54.367	44.447	37.953	31.967	177.6	9:30.178							
6	1:54.437	43.968	38.311	32.158	204.1	11:24.615							
7	1:54.898	44.029	38.671	32.198	195.2	13:19.513							
8	1:55.750	44.389	38.663	32.698	179.1	15:15.263							
9	1:55.025	43.996	38.243	32.786	204.5	17:10.288							

41	Diego Blanco Torrecilla	PORSCHE 911 2.7			
	C-L	CLUB JARAMA SPORT			

Vta. D	Tiempo	Sector 1	Sector 2	Sector 3	V. Max.	Elapsed
1	2:01.231	50.510	38.750	31.971	131.3	2:01.231
2	1:54.389	43.982	38.333	32.074	195.2	3:55.620
3	2:01.039	44.886	38.855	37.298	187.5	5:56.659
4	1:53.851	44.009	38.143	31.699	190.1	7:50.510
5	1:54.001	44.254	37.902	31.845	186.2	9:44.511
6	1:54.237	43.859	38.355	32.023	193.8	11:38.748
7	1:53.773	43.978	37.769	32.026	195.6	13:32.521
8	1:55.608	44.049	38.456	33.103	203.3	15:28.129
9	2:05.951	44.574	42.488	38.889	196.0	17:34.080

42	Luis Lopez Anos	PORSCHE 968 CS			
	C-L	R.A.C. CIRCUITO GUADALOPE			

Vta. D	Tiempo	Sector 1	Sector 2	Sector 3	V. Max.	Elapsed
1	1:58.625	49.051	38.448	31.126	134.8	1:58.625
2	1:51.015	42.357	37.777	30.881	204.5	3:49.640
3	1:51.645	42.535	38.016	31.094	196.0	5:41.285
4	1:49.996	42.205	37.132	30.659	215.5	7:31.281
5	1:53.145	44.205	38.037	30.903	220.4	9:24.426
6	1:51.222	42.695	37.519	31.008	204.5	11:15.648
7	1:51.411	42.362	37.913	31.136	214.7	13:07.059
8	1:51.992	43.125	37.855	31.012	189.8	14:59.051
9	1:52.582	42.671	38.414	31.497	203.3	16:51.633
10	1:53.118	43.285	38.615	31.218	201.1	18:44.751



Circuito de Madrid Jarama - RACE

División 2

2ª Carrera

Análisis

Circuito de Madrid Jarama-RACE 3.850 m.

Num	T. Vta.	Dif
-----	---------	-----

Vta 1

6	1:42.928	
33	1:45.686	02.758
8	1:47.506	04.578
17	1:52.144	09.216
14	1:53.350	10.422
15	1:54.147	11.219
34	1:54.332	11.404
66	1:54.719	11.791
35	1:55.809	12.881
12	1:58.600	15.672
42	1:58.625	15.697
31	2:00.922	17.994
41	2:01.231	18.303
43	2:02.740	19.812

Num	T. Vta.	Dif
-----	---------	-----

Vta 2

6	1:43.576	
33	1:42.398	01.580
8	1:44.422	05.424
17	1:49.330	14.970
14	1:50.189	17.035
34	1:49.390	17.218
15	1:51.232	18.875
66	1:51.197	19.412
35	1:51.647	20.952
42	1:51.015	23.136
12	1:55.258	27.354
41	1:54.389	29.116
31	1:55.713	30.131
43	1:54.360	30.596

Num	T. Vta.	Dif
-----	---------	-----

Vta 3

6	1:42.437	
33	1:41.962	01.105
8	1:44.629	07.616
17	1:49.818	22.351

Num	T. Vta.	Dif
-----	---------	-----

34	1:48.549	23.330
14	1:50.491	25.089
66	1:50.779	27.754
15	1:51.342	27.780
35	1:51.862	30.377
42	1:51.645	32.344
12	1:54.805	39.722
43	1:56.466	44.625
31	1:58.293	45.987
41	2:01.039	47.718

Num	T. Vta.	Dif
-----	---------	-----

Vta 4

6	1:41.753	
33	1:42.435	01.787
8	1:45.803	11.666
34	1:48.629	30.206
17	1:51.334	31.932
14	1:50.108	33.444
66	1:50.599	36.600
15	1:51.666	37.693
42	1:49.996	40.587
35	1:56.493	45.117
12	1:55.799	53.768
43	1:53.256	56.128
31	1:54.770	59.004
41	1:53.851	59.816

Num	T. Vta.	Dif
-----	---------	-----

Vta 5

6	1:42.185	
33	1:43.126	02.728
8	1:44.929	14.410
34	1:50.206	38.227
17	1:49.748	39.495
14	1:50.198	41.457
15	1:52.239	47.747
42	1:53.145	51.547
35	1:54.367	57.299

Num	T. Vta.	Dif
-----	---------	-----

12	1:55.549	1:07.132
43	1:53.502	1:07.445
31	1:54.719	1:11.538
41	1:54.001	1:11.632

Num	T. Vta.	Dif
-----	---------	-----

Vta 6

6	1:43.095	
33	1:42.820	02.453
8	1:44.886	16.201
34	1:49.044	44.176
17	1:49.580	45.980
14	1:51.887	50.249
15	1:51.450	56.102
42	1:51.222	59.674
35	1:54.437	1:08.641
12	1:54.647	1:18.684
43	1:54.700	1:19.050
41	1:54.237	1:22.774
31	1:55.525	1:23.968

Num	T. Vta.	Dif
-----	---------	-----

Vta 7

6	1:42.915	
33	1:43.740	03.278
8	1:44.731	18.017
34	1:49.233	50.494
17	1:50.263	53.328
14	1:51.046	58.380
15	1:51.619	1:04.806
42	1:51.411	1:08.170
35	1:54.898	1:20.624
12	1:54.713	1:30.482
43	1:54.621	1:30.756
41	1:53.773	1:33.632
31	1:55.106	1:36.159

Num	T. Vta.	Dif
-----	---------	-----

Vta 8

6	1:42.761	
---	----------	--

Num	T. Vta.	Dif
-----	---------	-----

33	1:44.841	05.358
8	1:45.092	20.348
34	1:49.952	57.685
17	1:51.681	1:02.248

Num	T. Vta.	Dif
-----	---------	-----

14	1:51.517	1:07.136
15	1:52.103	1:14.148
42	1:51.992	1:17.401
35	1:55.750	1:33.613
43	1:53.712	1:41.707

Num	T. Vta.	Dif
-----	---------	-----

Vta 9

6	1:42.969	
12	1:55.424	1 Lap
41	1:55.608	1 Lap
31	1:56.280	1 Lap
33	1:44.845	07.234
8	1:46.535	23.914
34	1:50.960	1:05.676
17	1:51.374	1:10.653
14	1:51.471	1:15.638
15	1:52.375	1:23.554
42	1:52.582	1:27.014

Num	T. Vta.	Dif
-----	---------	-----

Vta 10

6	1:42.591	
35	1:55.025	1 Lap
43	1:53.450	1 Lap
33	1:47.061	11.704
12	1:55.779	1 Lap
31	1:56.539	1 Lap
41	2:05.951	1 Lap
8	1:48.304	29.627
34	1:53.300	1:16.385
17	1:51.499	1:19.561
14	1:52.057	1:25.104
15	1:53.748	1:34.711
42	1:53.118	1:37.541



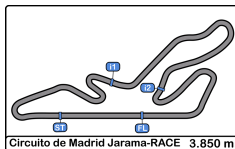
Circuito de Madrid Jarama - RACE

División 2

2ª Carrera

Mejores Sectores

Sector - 1				Sector - 2				Sector - 3				Vuelta Ideal vs Mejor Vuelta			
Clas	Nº	Piloto	Tiempo	Nº	Piloto	Tiempo	Nº	Piloto	Tiempo	Clas	Nº	Piloto	Vta. Ideal	Mejor Vta.	Clas
1	6	Francisco Comendador Romero	39.372	6	Francisco Comendador Romero	33.515	33	Juan Fco. Gastañaga Martínez	28.485	1	6	Francisco Comendador Romero	1:41.392	1:41.753	1
2	33	Juan Fco. Gastañaga Martínez	39.566	33	Juan Fco. Gastañaga Martínez	33.854	6	Francisco Comendador Romero	28.505	2	33	Juan Fco. Gastañaga Martínez	1:41.905	1:41.962	2
3	8	Busian Fontan Alcalde	40.413	8	Busian Fontan Alcalde	34.815	8	Busian Fontan Alcalde	29.194	3	8	Busian Fontan Alcalde	1:44.422	1:44.422	3
4	17	Antonio Castro Ortega	41.735	34	Eloy Iñigo Varas	36.213	17	Antonio Castro Ortega	29.967	4	34	Eloy Iñigo Varas	1:48.186	1:48.549	4
5	34	Eloy Iñigo Varas	41.759	17	Antonio Castro Ortega	36.541	34	Eloy Iñigo Varas	30.214	5	17	Antonio Castro Ortega	1:48.243	1:49.330	5
6	42	Luis Lopez Anos	42.205	66	José Alberto Vila Sainz	36.609	42	Luis Lopez Anos	30.659	6	14	Alfonso Sangrador Alvarez	1:49.619	1:50.108	7
7	14	Alfonso Sangrador Alvarez	42.286	14	Alfonso Sangrador Alvarez	36.614	14	Alfonso Sangrador Alvarez	30.719	7	42	Luis Lopez Anos	1:49.996	1:49.996	6
8	15	Alejandro J. Royo Aguadero	42.616	42	Luis Lopez Anos	37.132	66	José Alberto Vila Sainz	30.940	8	66	José Alberto Vila Sainz	1:50.174	1:50.599	8
9	66	José Alberto Vila Sainz	42.625	15	Alejandro J. Royo Aguadero	37.233	15	Alejandro J. Royo Aguadero	31.027	9	15	Alejandro J. Royo Aguadero	1:50.876	1:51.232	9
10	35	Juan Carlos Lopez Olmo	42.996	35	Juan Carlos Lopez Olmo	37.243	35	Juan Carlos Lopez Olmo	31.232	10	35	Juan Carlos Lopez Olmo	1:51.471	1:51.647	10
11	43	Juan Carlos Zorrilla Hierro	43.509	43	Juan Carlos Zorrilla Hierro	37.649	43	Juan Carlos Zorrilla Hierro	31.454	11	43	Juan Carlos Zorrilla Hierro	1:52.612	1:53.256	11
12	31	Eddie Theo Ramirez Eriksson	43.832	41	Diego Blanco Torrecilla	37.769	41	Diego Blanco Torrecilla	31.699	12	41	Diego Blanco Torrecilla	1:53.327	1:53.773	12
13	41	Diego Blanco Torrecilla	43.859	12	Jesús A. Morales Anguita	38.432	12	Jesús A. Morales Anguita	31.940	13	12	Jesús A. Morales Anguita	1:54.343	1:54.647	13
14	12	Jesús A. Morales Anguita	43.971	31	Eddie Theo Ramirez Eriksson	38.558	31	Eddie Theo Ramirez Eriksson	32.157	14	31	Eddie Theo Ramirez Eriksson	1:54.547	1:54.719	14



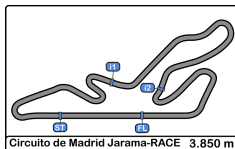
Circuito de Madrid Jarama - RACE

División 2

2ª Carrera

Secuencia Líder

<u>Nº</u>	<u>Piloto</u>	<u>Concursante</u>	<u>Vehiculo</u>	<u>Cat</u>	<u>Vta. Inicio</u>	<u>Vta. Fin</u>	<u>Vtas</u>	<u>Total Vtas.</u>
6	Francisco Comendador Romero	C.D.E. DEYSCOM SPORT	SUBARU WRX	8	1	10	10	10



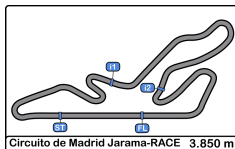
Circuito de Madrid Jarama - RACE

División 2

2ª Carrera

5 Mejores Tiempos

Clas	Nº	Piloto	Concursante	Vehiculo	Cat	Mejor 1		Mejor 2		Mejor 3		Mejor 4		Mejor 5	
						Tiempo	Vta.	Tiempo	Vta.	Tiempo	Vta.	Tiempo	Vta.	Tiempo	Vta.
1	6	Francisco Comendador Romero	C.D.E. DEYSCOM SPORT	SUBARU WRX	8	1:41.753	4	1:42.185	5	1:42.437	3	1:42.591	10	1:42.761	8
2	33	Juan Foo. Gastañaga Martinez	A.D. DESGUACES LA TORRE	SEAT LEON TCR v2.DSG	8	1:41.962	3	1:42.398	2	1:42.435	4	1:42.820	6	1:43.126	5
3	8	Busian Fontan Alcalde	CLUB JARAMA SPORT	PEUGEOT 308 Racing Cup	7	1:44.422	2	1:44.629	3	1:44.731	7	1:44.886	6	1:44.929	5
4	34	Eloy Iñigo Varas	R A C E	SEAT LEON MK 1	6	1:48.549	3	1:48.629	4	1:49.044	6	1:49.233	7	1:49.390	2
5	17	Antonio Castro Ortega	R A C E	PORSCHE 968 Turbo	C-L	1:49.330	2	1:49.580	6	1:49.748	5	1:49.818	3	1:50.263	7
6	42	Luis Lopez Anos	R.A.C. CIRCUITO GUADALOPE	PORSCHE 968 CS	C-L	1:49.996	4	1:51.015	2	1:51.222	6	1:51.411	7	1:51.645	3
7	14	Alfonso Sangrador Alvarez	LA RUINA RACING	HONDA CIVIC 1.6	5	1:50.108	4	1:50.189	2	1:50.198	5	1:50.491	3	1:51.046	7
8	66	José Alberto Vila Sainz	C.D.E. NACIONAL CHEC DE CARRERA DE CAMIONES	PEUGEOT 207 RC	5	1:50.599	4	1:50.779	3	1:51.197	2	1:54.719	1		
9	15	Alejandro J. Royo Aguadero	MOTOR CLUB SABADELL	RENAULT CLIO CUP V	5	1:51.232	2	1:51.342	3	1:51.450	6	1:51.619	7	1:51.666	4
10	35	Juan Carlos Lopez Olmo	EFICAR TEAM	MERCEDES BENZ	C-L	1:51.647	2	1:51.862	3	1:54.367	5	1:54.437	6	1:54.898	7
11	43	Juan Carlos Zorrilla Hierro	C.D.E. OUVREUR	PORSCHE 968 CS	C-L	1:53.256	4	1:53.450	9	1:53.502	5	1:53.712	8	1:54.360	2
12	41	Diego Blanco Torrecilla	CLUB JARAMA SPORT	PORSCHE 911 2.7	C-L	1:53.773	7	1:53.851	4	1:54.001	5	1:54.237	6	1:54.389	2
13	12	Jesús A. Morales Anguita	ESC. CERRO NEGRO	RENAULT CLIO CUP II	5	1:54.647	6	1:54.713	7	1:54.805	3	1:55.258	2	1:55.424	8
14	31	Eddie Theo Ramirez Eriksson	CLUB JARAMA SPORT	RENAULT CLIO CUP III	5	1:54.719	5	1:54.770	4	1:55.106	7	1:55.525	6	1:55.713	2



Circuito de Madrid Jarama - RACE

División 2

2ª Carrera

5 Mejores Velocidades

Clas	Nº	Piloto	Concursante	Vehículo	Cat	Maxima 1		Maxima 2		Maxima 3		Maxima 4		Maxima 5		Media
						Km/h	Vta.	Km/h	Vta.	Km/h	Vta.	Km/h	Vta.	Km/h	Vta.	
1	33	Juan Fco. Gastañaga Martínez	A.D. DESGUACES LA TORRE	SEAT LEON TCR v2 DSG	8	222.6	4	221.3	5	219.0	3	218.1	6	214.2	2	219.1
2	6	Francisco Comendador Romero	C.D.E. DEYSCOM SPORT	SUBARU WRX	8	222.2	8	221.3	2	220.8	9	220.4	7	215.1	5	219.9
3	8	Busian Fontan Alcalde	CLUB JARAMA SPORT	PEUGEOT 308 Racing Cup	7	220.8	4	220.8	7	220.4	2	219.9	6	219.0	8	220.2
4	42	Luis Lopez Anos	R.A.C. CIRCUITO GUADALOPE	PORSCHE 968 CS	C-L	220.4	5	215.5	4	214.7	7	204.5	2	204.5	6	211.9
5	34	Eloy Iñigo Varas	R A C E	SEAT LEON MK 1	6	211.7	6	208.8	2	208.8	5	207.6	4	206.8	8	208.8
6	66	José Alberto Vila Sainz	C.D.E. NACIONAL CIRCUI DE CARRERA DE CAMIONES	PEUGEOT 207 RC	5	205.7	3	200.0	2	189.8	4	164.3	5	125.1	1	177.0
7	14	Alfonso Sangrador Alvarez	LA RUINA RACING	HONDA CIVIC 1.6	5	204.5	2	204.1	4	204.1	6	203.3	3	203.0	5	203.8
8	35	Juan Carlos Lopez Olmo	EFICAR TEAM	MERCEDES BENZ	C-L	204.5	9	204.1	6	203.3	2	203.0	3	203.0	4	203.6
9	41	Diego Blanco Torrecilla	CLUB JARAMA SPORT	PORSCHE 911 2.7	C-L	203.3	8	196.0	9	195.6	7	195.2	2	193.8	6	196.8
10	15	Alejandro J. Royo Agudero	MOTOR CLUB SABADELL	RENAULT CLIO CUP V	5	201.1	2	201.1	4	198.8	3	198.5	6	198.1	5	199.5
11	12	Jesús A. Morales Anguita	ESC. CERRO NEGRO	RENAULT CLIO CUP II	5	196.3	9	192.1	4	189.8	3	189.1	2	184.9	7	190.4
12	17	Antonio Castro Ortega	R A C E	PORSCHE 968 Turbo	C-L	196.3	7	196.0	3	194.5	4	194.2	2	192.8	6	194.8
13	31	Eddie Theo Ramirez Eriksson	CLUB JARAMA SPORT	RENAULT CLIO CUP III	5	196.3	7	195.6	9	195.2	5	195.2	8	194.5	4	195.4
14	43	Juan Carlos Zorrilla Hierro	C.D.E. OUVREUR	PORSCHE 968 CS	C-L	192.8	8	188.4	4	188.1	6	187.1	9	182.7	5	187.8



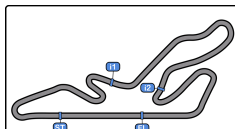
Circuito de Madrid Jarama - RACE

División 2

2ª Carrera

Secuencia Vueltas Rápidas

<u>Vta</u>	<u>Hora Día</u>	<u>T Sesion</u>	<u>Nº</u>	<u>Piloto</u>	<u>Concursante</u>	<u>Vehiculo</u>	<u>Cat</u>	<u>Tiempo</u>	<u>Km/h</u>
2	14:28:03.708	3:27.708	33	Juan Fco. Gastañaga Martinez	A.D. DESGUACES LA TORRE	SEAT LEON TCR v2 DSG	8	1:42.398	135.3
3	14:29:45.670	5:09.670	33	Juan Fco. Gastañaga Martinez	A.D. DESGUACES LA TORRE	SEAT LEON TCR v2 DSG	8	1:41.962	135.9
4	14:31:26.318	6:50.318	6	Francisco Comendador Romero	C.D.E. DEYSCOM SPORT	SUBARU WRX	8	1:41.753	136.2



Circuito de Madrid Jarama - RACE

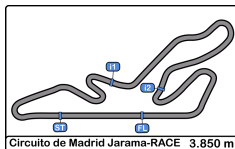
División 2

2ª Carrera

Mejor Máxima Velocidad del Evento

Circuito de Madrid Jarama-RACE 3.850 m.

Cls	Nº	Piloto	Concursante	Vehiculo	Cat	Km/h	Sesión
1	56	Luis García García	ESCUADERIA LE MANS	PORSCHE 911 GT3 R	9	236.3	Entrenamiento Libre
2	33	Juan Fco. Gastañaga Martínez	A.D. DESGUACES LA TORRE	SEAT LEON TCR v2 DSG	8	227.8	Entrenamiento cronometrado
3	6	Francisco Comendador Romero	C.D.E. DEYSCOM SPORT	SUBARU WRX	8	225.0	1ª Carrera
4	8	Busian Fontan Alcalde	CLUB JARAMA SPORT	PEUGEOT 308 Racing Cup	7	222.6	1ª Carrera
5	42	Luis Lopez Anos	R.A.C. CIRCUITO GUADALOPE	PORSCHE 968 CS	C-L	220.4	2ª Carrera
6	34	Eloy Iñigo Varas	R A C E	SEAT LEON MK 1	6	214.7	Entrenamiento cronometrado
7	17	Antonio Castro Ortega	R A C E	PORSCHE 968 Turbo	C-L	207.6	Entrenamiento cronometrado
8	35	Juan Carlos Lopez Olmo	EFICAR TEAM	MERCEDES BENZ 190E	C-L	207.6	1ª Carrera
9	66	José Alberto Vila Sainz	C.D.E. NACIONAL ONCO-DE CARRERA DE CAMIONES	PEUGEOT 207 RC	5	205.7	2ª Carrera
10	14	Alfonso Sangrador Alvarez	LA RUINA RACING	HONDA CIVIC 1.6	5	204.9	1ª Carrera
11	41	Diego Blanco Torrecilla	CLUB JARAMA SPORT	PORSCHE 911 2.7	C-L	203.3	2ª Carrera
12	15	Alejandro J. Royo Aguadero	MOTOR CLUB SABADELL	RENAULT CLIO CUP V	5	201.1	2ª Carrera
13	31	Eddie Theo Ramirez Eriksson	CLUB JARAMA SPORT	RENAULT CLIO CUP III	5	197.4	Entrenamiento Libre
14	12	Jesús A. Morales Anguita	ESC. CERRO NEGRO	RENAULT CLIO CUP II	5	196.3	1ª Carrera
15	43	Juan Carlos Zorrilla Hierro	C.D.E. OUVREUR	PORSCHE 968 CS	C-L	193.8	1ª Carrera
16	11	Pablo Choclan Mendez	EFICAR TEAM	SEAT LEON 1.8	6	181.8	1ª Carrera



Circuito de Madrid Jarama - RACE

División 2

2ª Carrera

Cuentavueltas

VTA

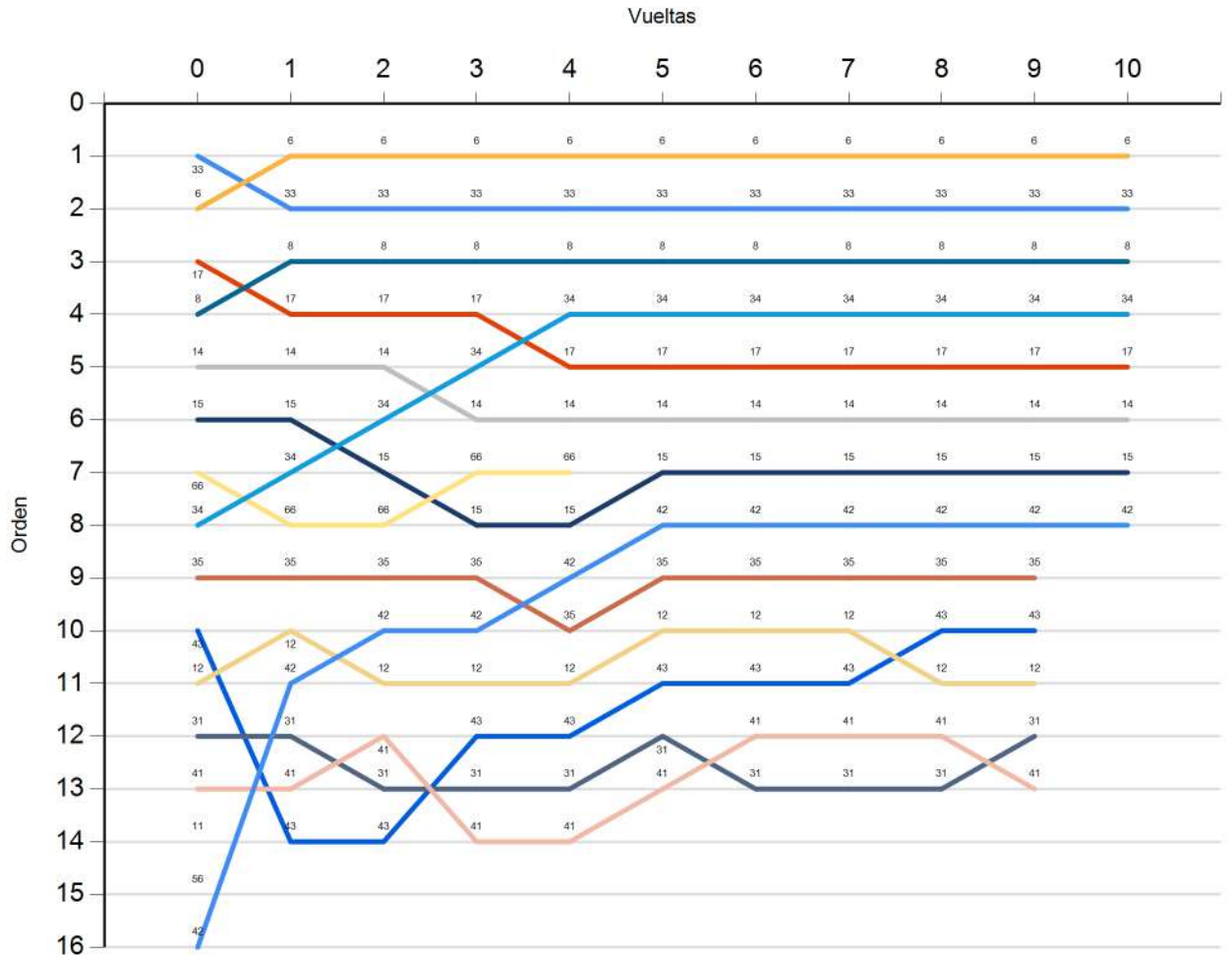
Nr	Pos	Grid	1	2	3	4	5	6	7	8	9	10
33	1	33	6	6	6	6	6	6	6	6	6	6
6	2	6	33	33	33	33	33	33	33	33	33	33
17	3	17	8	8	8	8	8	8	8	8	8	8
8	4	8	17	17	17	34	34	34	34	34	34	34
14	5	14	14	14	34	17	17	17	17	17	17	17
15	6	15	15	34	14	14	14	14	14	14	14	14
66	7	66	34	15	66	66	15	15	15	15	15	15
34	8	34	66	66	15	15	42	42	42	42	42	42
35	9	35	35	35	35	42	35	35	35	35	35	35
43	10	43	12	42	42	35	12	12	12	43	43	43
12	11	12	42	12	12	12	43	43	43	12	12	12
31	12	31	31	41	43	43	31	41	41	41	31	31
41	13	41	41	31	31	31	41	31	31	31	41	41
11	14	11	43	43	41	41						
56	15	56										
42	16	42										

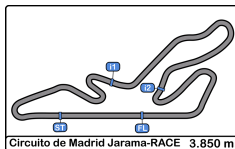




Circuito de Madrid Jarama - RACE
División 2
2ª Carrera
Cuentavueltas Gráfico

- 33
- 6
- 17
- 8
- 14
- 15
- 66
- 34
- 35
- 43
- 12
- 31
- 41
- 11
- 56
- 42





Circuito de Madrid Jarama - RACE

División 2

2ª Carrera

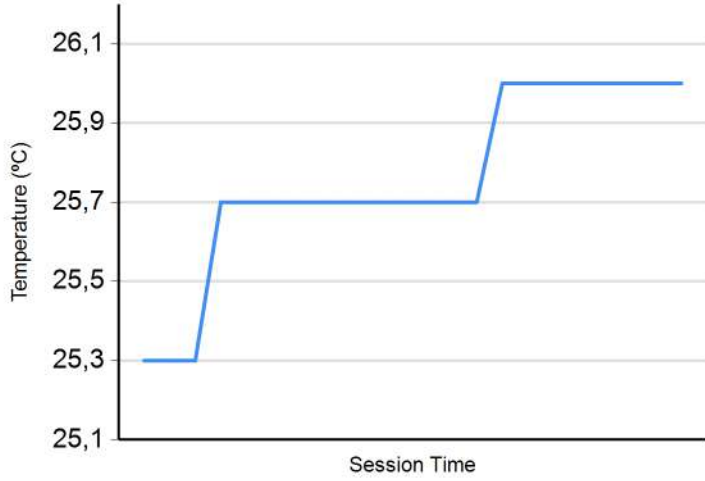
Tiempos Parada en Pit

<u>Nº</u>	<u>Tiempo Día</u>	<u>Piloto</u>	<u>Concursante</u>	<u>Vehiculo</u>	<u>Cat</u>	<u>Tiempo Entrada</u>	<u>Nº Parada</u>	<u>Tiempo Pit</u>	<u>Handicap</u>
-----------	-------------------	---------------	--------------------	-----------------	------------	-----------------------	------------------	-------------------	-----------------

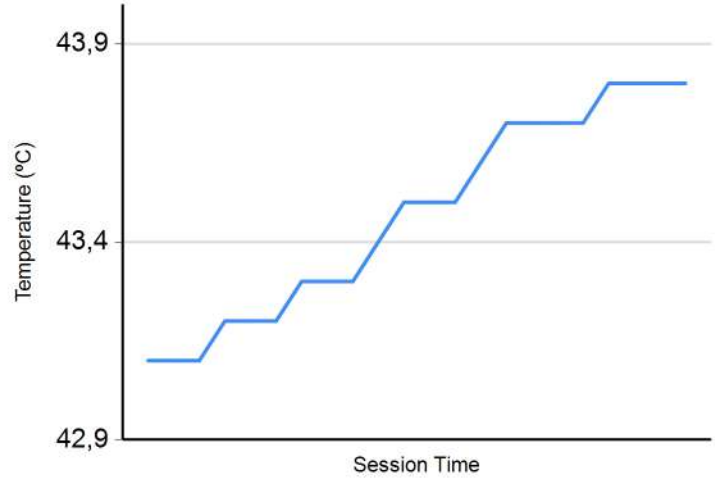


Circuito de Madrid Jarama - RACE
División 2
2ª Carrera
Informe Meteorológico

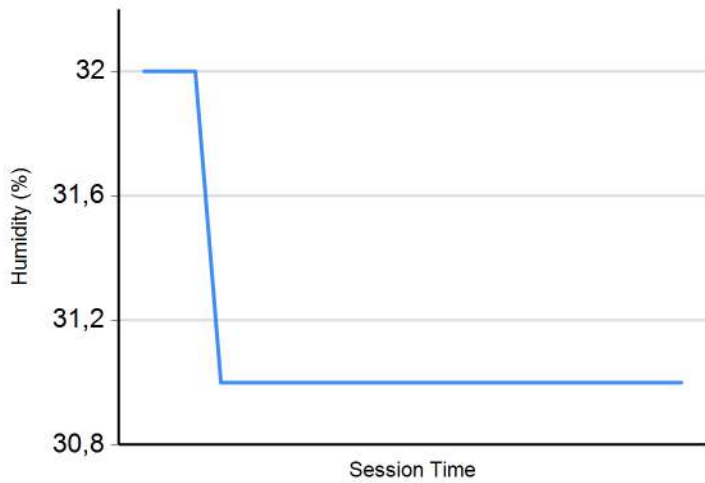
Temperatura Aire



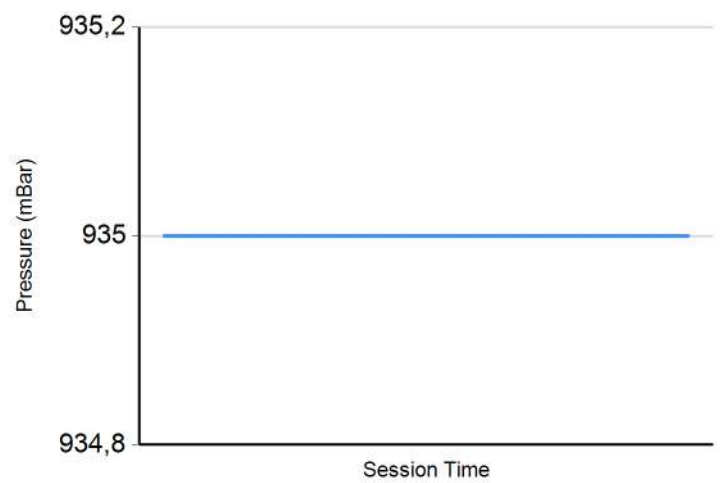
Temperatura Pista



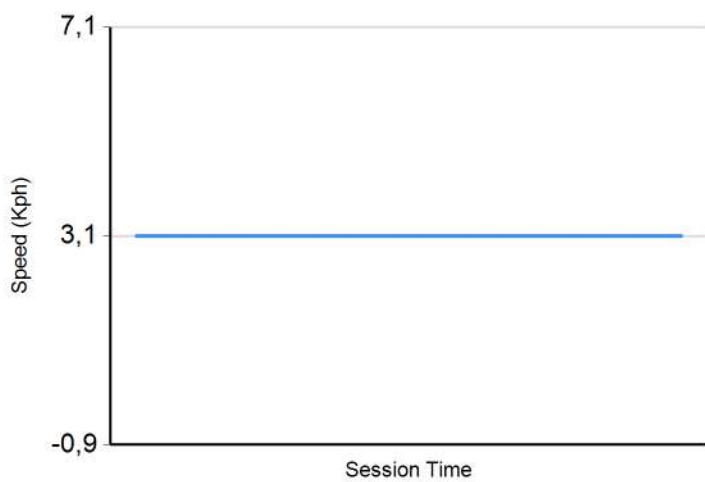
Humedad



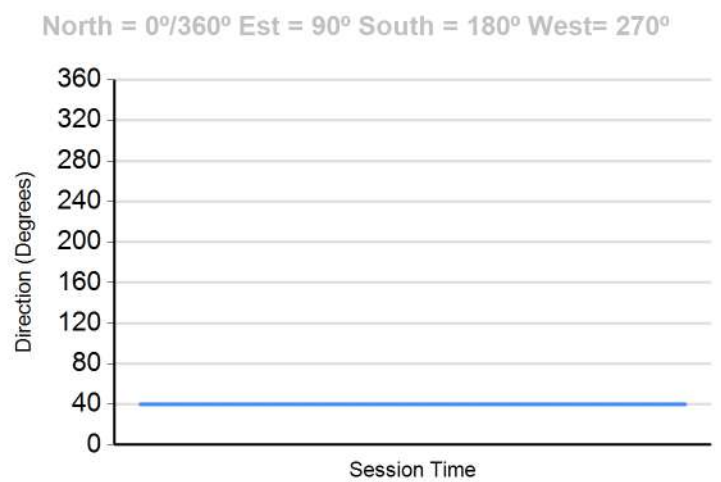
Presión



Velocidad Viento



Dirección Viento





Circuito de Madrid Jarama - RACE

División 2

2ª Carrera

Resultados Finales

Cls	Nº	Piloto	Concursante	Vehiculo	Cat	Cl	N.V.	Tiempo	Dif 1º	Dif Ant.	Km/h	V.R.	Tiempo	Km/h
1	6	Francisco Comendador Romero	C.D.E. DEYSCOM SPORT	SUBARU WRX	8	1	10	17:07.210			134.9	4	1:41.753	136.2
2	33	Juan Fco. Gastañaga Martínez	A.D. DESGUACES LA TORRE	SEAT LEON TCR v2 DSG	8	2	10	17:18.914	11.704	11.704	133.4	3	1:41.962	135.9
3	8	Busian Fontan Alcalde	CLUB JARAMA SPORT	PEUGEOT 308 Racing Cup	7	1	10	17:36.837	29.627	17.923	131.1	2	1:44.422	132.7
4	34	Eloy Iñigo Varas	R A C E	SEAT LEON MK 1	6	1	10	18:23.595	1:16.385	46.758	125.5	3	1:48.549	127.6
5	17	Antonio Castro Ortega	R A C E	PORSCHE 968 Turbo	C-L	1	10	18:26.771	1:19.561	3.176	125.2	2	1:49.330	126.7
6	14	Alfonso Sangrador Alvarez	LA RUINA RACING	HONDA CIVIC 1.6	5	1	10	18:32.314	1:25.104	5.543	124.6	4	1:50.108	125.8
7	15	Alejandro J. Royo Aguadero	MOTOR CLUB SABADELL	RENAULT CLIO CUP V	5	2	10	18:41.921	1:34.711	9.607	123.5	2	1:51.232	124.6
8	42	Luis Lopez Anos	R.A.C. CIRCUITO GUADALOPE	PORSCHE 968 CS	C-L	2	10	18:44.751	1:37.541	2.830	123.2	4	1:49.996	126.0
9	35	Juan Carlos Lopez Olmo	EFICAR TEAM	MERCEDES BENZ	C-L	3	9	17:10.288	1 Vta	1 Vta	121.0	2	1:51.647	124.1
10	43	Juan Carlos Zorrilla Hierro	C.D.E. OUVREUR	PORSCHE 968 CS	C-L	4	9	17:16.807	1 Vta	6.519	120.3	4	1:53.256	122.3
11	12	Jesús A. Morales Anguita	ESC. CERRO NEGRO	RENAULT CLIO CUP II	5	3	9	17:20.574	1 Vta	3.767	119.8	6	1:54.647	120.8
12	31	Eddie Theo Ramirez Eriksson	CLUB JARAMA SPORT	RENAULT CLIO CUP III	5	4	9	17:27.867	1 Vta	7.293	119.0	5	1:54.719	120.8
13	41	Diego Blanco Torrecilla	CLUB JARAMA SPORT	PORSCHE 911 2.7	C-L	5	9	17:34.080	1 Vta	6.213	118.3	7	1:53.773	121.8

No clasificados: (Requerimiento: 75% del numero de vueltas del lider = 8 Vueltas)

66	José Alberto Vila Sainz	C.D.E. NACIONAL ONCO-DE CARRERA DE CAMIONES	PEUGEOT 207 RC	5	5	4	7:27.294	6 Vtas	5 Vtas	123.9	4	1:50.599	125.3
11	Pablo Choclan Mendez	EFICAR TEAM	SEAT LEON 1.8	6	2								
56	Luis García García	ESCUDERIA LE MANS	PORSCHE 911 GT3 R	9	1								

Vta. rápida de Francisco Comendador Romero en 1:41.753 a 136.2 Km/h en la vuelta 4

Publicada a las:.....

Temp. Pista: 43.8 °C Temp. Aire: 26.0 °C Humedad: 31 % Estado Pista: SECA

Comisarios Deportivos:

Director de Carrera:

Cronometrador: