

XXVIII Cto. RACE de Turismos

“Memorial Fernando Falcó”

División 2

2ª Prueba

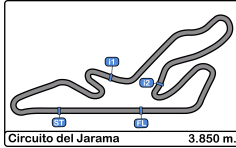
Circuito del Jarama

24 de abril de 2021

Results booklet



Provided by Cronococa S.L.
www.cronococa.com

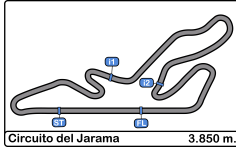


Circuito del Jarama
División 2
Entrenamiento cronometrado
Resultados Provisionales

Cls	Nº	Concursante	Piloto 1	Piloto 2	Vehiculo	Cat	Cl	N.V.	V.R.	Tiempo	Dif 1º	Dif Ant.	Km/h	
1	33	SMC Junior Motorsport	Juan Fco. Gastañaga Martinez		CUPRA TCR	8	1	15	14	1:40.955			137.2	
2	6	C.D.E. DEYSCOM SPORT	Francisco Comendador Romero		SUBARU WRX Sti	8	2	14	12	1:41.310	0.355	0.355	136.8	
3	22	C.D.E. ULTIMA VUELTA	Diego Candado Conesa		PORSCHE 997 Cup	9	1	14	11	1:42.602	1.647	1.292	135.0	
4	15	R A C E	Juan Carlos Esteban Garcia		SEAT LEON MK 2	7	1	10	7	1:43.493	2.538	0.891	133.9	
5	12	PCR SPORT CLUB ESPORTIU	Oscar Plazio Gomez	Carlos Plazio Gomez	PEUGEOT 308 Racing Cup	7	2	14	10	1:43.822	2.867	0.329	133.4	
6	26	SMC Junior Motorsport	Alfonso Colomina Fajardo		PEUGEOT 308 Racing Cup	7	3	20	19	1:43.995	3.040	0.173	133.2	
7	11	SMC Junior Motorsport	Roberto Alexander Del Pino		PEUGEOT 308 Racing Cup	7	4	15	10	1:44.425	3.470	0.430	132.7	
8	20	SMC Junior Motorsport	Mario Alberto Moreno Rojas		KTM X-BOW	9	2	15	10	1:44.610	3.655	0.185	132.4	
9	32	SMC Junior Motorsport	Jesús Angel Llorente Ramiro		Volkswagen Golf GTI TCR	8	3	9	7	1:45.087	4.132	0.477	131.8	
10	56	ESCUADERIA LEMANS	Luis Benjamin Garcia Garcia		CUPRA TCR	8	4	19	6	1:47.780	6.825	2.693	128.5	
11	28	SMC Junior Motorsport	Alejandro Geppert Romero		HYUNDAI I30 CET	6	1	13	9	1:47.904	6.949	0.124	128.4	
12	3	A.E.C.D.	Antonio Castro Ortega		Porsche 968 Turbo	C-L	1	9	7	1:48.140	7.185	0.236	128.1	
13	17	SMC Junior Motorsport	Moises Ruiz Medina		PEUGEOT RZC Racing Cup	6	2	17	15	1:48.231	7.276	0.091	128.0	
14	14	SMC Junior Motorsport	Mariano Esteban Trilla		RENAULT CLIO CUP IV	6	3	SMC	6	5	1:48.626	7.671	0.395	127.5
15	34	R A C E	Eloy Iñigo Varas		SEAT LEON MK 1	6	4	13	7	1:49.304	8.349	0.678	126.8	
16	1	EFICAR TEAM	Juan Carlos Lopez Olmo		MERCEDES BENZ 190E	C-L	2	10	9	1:50.608	9.653	1.304	125.3	
17	10	SMC Junior Motorsport	Busian Fontan Alcalde		RENAULT CLIO CUP III	5	1	SMC	16	15	1:50.700	9.745	0.092	125.2
18	35	SMC Junior Motorsport	Antonio Garcia Delicado		RENAULT CLIO CUP IV	6	5	SMC	17	15	1:51.096	10.141	0.396	124.7
19	27	SMC Junior Motorsport	Iñigo Moreno De Cala		RENAULT CLIO CUP III	5	2	SMC	14	11	1:51.169	10.214	0.073	124.6
20	23	R A C E	Pedro José Herraiz Alijas		RENAULT CLIO CUP III	5	3	SMC	16	7	1:51.394	10.439	0.225	124.4
21	29	R A C E	Sergio Muñoz De La Vieja		RENAULT CLIO CUP III	5	4	SMC	10	9	1:52.912	11.957	1.518	122.7
22	41	CLUB JARAMA SPORT	Diego Blanco Torrecilla		Porsche 928	C-L	3	9	4	1:53.573	12.618	0.661	122.0	
23	30	A.E.C.D.	Juan Carlos Zorilla Hierro		PORSCHE 968 CS	C-L	4	9	8	1:54.643	13.688	1.070	120.8	
24	4	ESCUADERIA MADRID	Tomas Moreno Garcia		Mercedes Benz 190	C-L	5	12	12	1:54.714	13.759	0.071	120.8	
25	8	A.E.C.D.	Lucas Gonzalez-Anleo Polo		PORSCHE 968 CS	C-L	6	14	13	1:57.415	16.460	2.701	118.0	
26	9	SMC Junior Motorsport	Leonardo Quesada Bolaños		RENAULT CLIO CUP III	5	5	SMC	7	6	1:59.715	18.760	2.300	115.7
27	25	SMC Junior Motorsport	Carlos Luna Mesonero		RENAULT CLIO CUP IV	6	6	SMC	15	14	1:59.902	18.947	0.187	115.5

Publicada a las :.....

Comisarios Deportivos:	Director de Carrera:	Cronometrador:
-------------------------------	-----------------------------	---------------------------



Circuito del Jarama

División 2

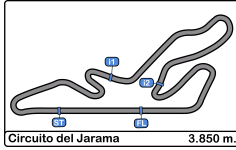
Entrenamiento cronometrado

Resultados Provisionales por categoría

Cls	Nº	Concursante	Piloto 1	Piloto 2	Vehiculo	Cat	Cl	N.V.	V.R.	Tiempo	Dif 1º	Dif Ant.	Km/h	
Categoría CLASICOS-LEGEND														
1	3	A.E.C.D.	Antonio Castro Ortega		Porsche 968 Turbo	C-L	1	9	7	1:48.140			128.1	
2	1	EFICAR TEAM	Juan Carlos Lopez Olmo		MERCEDES BENZ 190E	C-L	2	10	9	1:50.608	2.468	2.468	125.3	
3	41	CLUB JARAMA SPORT	Diego Blanco Torrecilla		Porsche 928	C-L	3	9	4	1:53.573	5.433	2.965	122.0	
4	30	A.E.C.D.	Juan Carlos Zorilla Hierro		PORSCHE 968 CS	C-L	4	9	8	1:54.643	6.503	1.070	120.8	
5	4	ESCUADERIA MADRID	Tomas Moreno Garcia		Mercedes Benz 190	C-L	5	12	12	1:54.714	6.574	0.071	120.8	
6	8	A.E.C.D.	Lucas Gonzalez-Anleo Polo		PORSCHE 968 CS	C-L	6	14	13	1:57.415	9.275	2.701	118.0	
Categoría 5														
1	10	SMC Junior Motorsport	Busian Fontan Alcalde		RENAULT CLIO CUP III	5	1	SMC	16	15	1:50.700		125.2	
2	27	SMC Junior Motorsport	Iñigo Moreno De Cala		RENAULT CLIO CUP III	5	2	SMC	14	11	1:51.169	0.469	0.469	124.6
3	23	R A C E	Pedro José Herraiz Alijas		RENAULT CLIO CUP III	5	3	SMC	16	7	1:51.394	0.694	0.225	124.4
4	29	R A C E	Sergio Muñoz De La Vieja		RENAULT CLIO CUP III	5	4	SMC	10	9	1:52.912	2.212	1.518	122.7
5	9	SMC Junior Motorsport	Leonardo Quesada Bolaños		RENAULT CLIO CUP III	5	5	SMC	7	6	1:59.715	9.015	6.803	115.7
Categoría 9														
1	22	C.D.E. ULTIMA VUELTA	Diego Candado Conesa		PORSCHE 997 Cup	9	1		14	11	1:42.602		135.0	
2	20	SMC Junior Motorsport	Mario Alberto Moreno Rojas		KTM X-BOW	9	2		15	10	1:44.610	2.008	2.008	132.4
Categoría 6														
1	28	SMC Junior Motorsport	Alejandro Geppert Romero		HYUNDAI I30 CET	6	1		13	9	1:47.904		128.4	
2	17	SMC Junior Motorsport	Moises Ruiz Medina		PEUGEOT RZC Racing Cup	6	2		17	15	1:48.231	0.327	0.327	128.0
3	14	SMC Junior Motorsport	Mariano Esteban Trilla		RENAULT CLIO CUP IV	6	3	SMC	6	5	1:48.626	0.722	0.395	127.5
4	34	R A C E	Eloy Iñigo Varas		SEAT LEON MK 1	6	4		13	7	1:49.304	1.400	0.678	126.8
5	35	SMC Junior Motorsport	Antonio Garcia Delicado		RENAULT CLIO CUP IV	6	5	SMC	17	15	1:51.096	3.192	1.792	124.7
6	25	SMC Junior Motorsport	Carlos Luna Mesonero		RENAULT CLIO CUP IV	6	6	SMC	15	14	1:59.902	11.998	8.806	115.5
Categoría 7														
1	15	R A C E	Juan Carlos Esteban Garcia		SEAT LEON MK 2	7	1		10	7	1:43.493		133.9	
2	12	PCR SPORT CLUB ESPORTIU	Oscar Plazio Gomez	Carlos Plazio Gomez	PEUGEOT 308 Racing Cup	7	2		14	10	1:43.822	0.329	0.329	133.4
3	26	SMC Junior Motorsport	Alfonso Colomina Fajardo		PEUGEOT 308 Racing Cup	7	3		20	19	1:43.995	0.502	0.173	133.2

Publicada a las :.....

Comisarios Deportivos:	Director de Carrera:	Cronometrador:
-------------------------------	-----------------------------	---------------------------



Circuito del Jarama

División 2

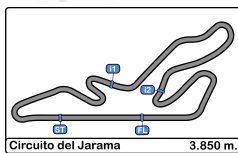
Entrenamiento cronometrado

Resultados Provisionales por categoría

4	11	SMC Junior Motorsport	Roberto Alexander Del Pino	PEUGEOT 308 Racing Cup	7	4	15	10	1:44.425	0.932	0.430	132.7
Categoría 8												
1	33	SMC Junior Motorsport	Juan Fco. Gastañaga Martínez	CUPRA TCR	8	1	15	14	1:40.955			137.2
2	6	C.D.E. DEYSCOM SPORT	Francisco Comendador Romero	SUBARU WRX Sti	8	2	14	12	1:41.310	0.355	0.355	136.8
3	32	SMC Junior Motorsport	Jesús Angel Llorente Ramiro	Volkswagen Golf GTI TCR	8	3	9	7	1:45.087	4.132	3.777	131.8
4	56	ESCUADERIA LEMANS	Luis Benjamin Garcia Garcia	CUPRA TCR	8	4	19	6	1:47.780	6.825	2.693	128.5

Publicada a las :.....

Comisarios Deportivos:	Director de Carrera:	Cronometrador: 
-------------------------------	-----------------------------	---



Circuito del Jarama
División 2
Entrenamiento cronometrado
Tiempos Por Vuelta

1	Juan Carlos Lopez Olmo	MERCEDES BENZ 190E	6	Francisco Comendador Romero	SUBARU WRX Sti
	C-L	EFICAR TEAM		8	C.D.E. DEYSCOM SPORT

Vta. D	Tiempo	Sector 1	Sector 2	Sector 3	V. Max.	Elapsed	Vta. D	Tiempo	Sector 1	Sector 2	Sector 3	V. Max.	Elapsed
1	10:48:18.948	10:46:55.339	48.533	35.076	89.4	10:48:18.948	1	10:47:40.090	10:46:06.353	51.429	42.308	81.6	10:47:40.090
2	1:56.113	46.474	38.217	31.422	166.4	10:50:15.061	2	1:54.753	46.625	37.033	31.095	169.2	10:49:34.843
3	1:54.281	44.117	38.076	32.088	186.2	10:52:09.342	3	1:47.422	42.054	36.399	28.969	206.1	10:51:22.265
4	1:54.766	44.760	37.823	32.183	184.6	10:54:04.108	4	1:43.533	40.691	34.151	28.691	221.3	10:53:05.798
5	2:07.699 P	46.880	40.314	40.505	186.8	10:56:11.807	5	1:41.561	39.148	34.206	28.207	210.9	10:54:47.359
6	7:57.982	6:46.578	39.804	31.600	94.5	11:04:09.789	6	1:42.938	39.429	34.328	29.181	207.2	10:56:30.297
7	1:52.044	42.854	37.191	31.999	190.1	11:06:01.833	7	1:44.696	40.817	35.026	28.853	204.9	10:58:14.993
8	1:51.629	43.353	37.116	31.160	194.9	11:07:53.462	8	1:57.332 P	40.324	34.334	42.674	207.6	11:00:12.325
9	1:50.608	42.824	36.959	30.825	203.0	11:09:44.070	9	5:28.100	4:25.517	34.036	28.547	110.3	11:05:40.425
10	2:18.655 P	47.126	45.509	46.020	200.3	11:12:02.725	10	1:43.552	41.674	33.492	28.386	222.2	11:07:23.977

3	Antonio Castro Ortega	Porsche 968 Turbo			
	C-L	A.E.C.D.			

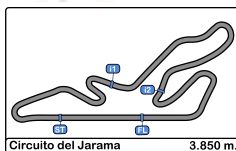
Vta. D	Tiempo	Sector 1	Sector 2	Sector 3	V. Max.	Elapsed	Vta. D	Tiempo	Sector 1	Sector 2	Sector 3	V. Max.	Elapsed
1	10:54:29.181 P	10:52:56.912	46.790	45.479	74.9	10:54:29.181	8						
2	3:44.453	2:26.569	45.361	32.523	85.7	10:58:13.634							
3	1:52.994	44.064	38.159	30.771	190.8	11:00:06.628							
4	2:35.270 P	43.072	53.912	58.286	186.2	11:02:41.898							
5	5:07.963	3:55.452	40.327	32.184	91.1	11:07:49.861							
6	1:51.288	42.732	37.603	30.953	201.1	11:09:41.149							
7	1:48.140	41.478	36.409	30.253	205.3	11:11:29.289							
8	1:51.292	43.619	37.075	30.598	191.4	11:13:20.581							
9	2:33.193 P	51.342	50.414	51.437	161.9	11:15:53.774							

4	Tomas Moreno Garcia	Mercedes Benz 190			
	C-L	ESCUDERIA MADRID HISTORICO			

Vta. D	Tiempo	Sector 1	Sector 2	Sector 3	V. Max.	Elapsed	Vta. D	Tiempo	Sector 1	Sector 2	Sector 3	V. Max.	Elapsed
1	10:48:46.985	10:47:29.442	43.138	34.405	78.7	10:48:46.985	8						
2	1:58.238	46.073	39.643	32.522	187.5	10:50:45.223							
3	1:57.986	45.591	39.583	32.812	177.0	10:52:43.209							
4	2:37.711 P	54.543	56.162	47.006	187.5	10:55:20.920							
5	6:45.333	5:31.206	40.387	33.740	92.2	11:02:06.253							
6	1:55.867	44.786	38.413	32.668	192.1	11:04:02.120							
7	1:56.256	44.432	38.927	32.897	194.5	11:05:58.376							
8	1:55.815	44.501	38.890	32.424	193.5	11:07:54.191							
9	2:04.219 P	43.920	38.986	41.313	197.4	11:09:58.410							
10	6:47.675	5:36.203	38.593	32.879	103.3	11:16:46.085							
11	1:55.223	44.182	38.753	32.288	190.8	11:18:41.308							
12	1:54.714	44.125	38.280	32.309	191.1	11:20:36.022							

9	Leonardo Quesada Bolaños	RENAULT CLIO CUP III			
	5	SMC Junior Motorsport			

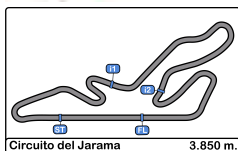
Vta. D	Tiempo	Sector 1	Sector 2	Sector 3	V. Max.	Elapsed	Vta. D	Tiempo	Sector 1	Sector 2	Sector 3	V. Max.	Elapsed
1	10:48:39.982	10:47:19.085	45.327	35.570	90.9	10:48:39.982	9						
2	2:02.767	46.203	41.425	35.139	181.2	10:50:42.749							
3	1:59.955	45.845	40.366	33.744	175.8	10:52:42.704							
4	2:27.335 P	50.941	47.487	48.907	164.6	10:55:10.039							
5	6:24.613	5:06.731	42.982	34.900	89.5	11:01:34.652							
6	1:59.715	45.348	40.292	34.075	186.8	11:03:34.367							
7	2:11.846 P	45.576	40.075	46.195	189.1	11:05:46.213							



Circuito del Jarama
División 2
Entrenamiento cronometrado
Tiempos Por Vuelta

10 Busian Fontan Alcalde RENAULT CLIO CUP III 12 Plazio Gomez - Plazio Gomez PEUGEOT 308 Racing Cup													
5 SMC Junior Motorsport 7 PCR SPORT CLUB ESPORTIU													
Vta. D	Tiempo	Sector 1	Sector 2	Sector 3	V. Max.	Elapsed	Vta. D	Tiempo	Sector 1	Sector 2	Sector 3	V. Max.	Elapsed
1	10:48:47.075	10:47:29.723	43.171	34.181	96.7	10:48:47.075	1	10:47:25.900	10:46:04.324	47.926	33.650	81.5	10:47:25.900
2	1:56.539	45.271	39.390	31.878	188.4	10:50:43.614	2	2:06.589	45.412	38.191	42.986	169.2	10:49:32.489
3	1:59.202	46.028	40.137	33.037	156.7	10:52:42.816	3	1:55.134	44.820	38.548	31.766	194.2	10:51:27.623
4	1:57.643	43.905	39.103	34.635	185.8	10:54:40.459	4	1:50.021	42.851	36.354	30.816	204.5	10:53:17.644
5	1:53.165	43.154	38.110	31.901	193.2	10:56:33.624	5	1:47.850	41.815	36.171	29.864	215.5	10:55:05.494
6	1:52.170	43.303	37.844	31.023	195.6	10:58:25.794	6	1:48.269	41.813	36.463	29.993	215.1	10:56:53.763
7	1:50.904	42.638	37.230	31.036	195.6	11:00:16.698	7	1:59.293 P	41.807	36.650	40.836	200.3	10:58:53.056
8	2:08.605 P	42.633	37.666	48.306	193.8	11:02:25.303	8	3:51.891	2:45.735	36.665	29.491	81.5	11:02:44.947
9	3:39.216	2:18.501	47.585	33.130	99.8	11:06:04.519	9	1:46.417	40.858	36.335	29.224	207.6	11:04:31.364
10	1:58.020	46.064	38.402	33.554	198.5	11:08:02.539	10	1:43.822	40.620	34.447	28.755	210.5	11:06:15.186
11	1:51.174	42.763	37.503	30.908	196.7	11:09:53.713	11	1:53.054	41.946	38.129	32.979	215.5	11:08:08.240
12	1:51.686	42.649	37.677	31.360	199.2	11:11:45.399	12	2:03.010	48.764	42.390	31.856	152.5	11:10:11.250
13	1:52.002	42.691	37.404	31.907	196.0	11:13:37.401	13	1:44.811	40.472	34.497	29.842	220.8	11:11:56.061
14	1:52.081	43.133	37.880	31.068	190.1	11:15:29.482	14	2:11.867 P	46.075	41.406	44.386	201.8	11:14:07.928
15	1:50.700	42.543	37.174	30.983	194.9	11:17:20.182	14 Mariano Esteban Trilla RENAULT CLIO CUP IV						
16	2:17.863 P	48.589	46.204	43.070	189.4	11:19:38.045	6 SMC Junior Motorsport						

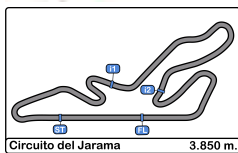
11 Roberto Alexander Del Pino PEUGEOT 308 Racing Cup													
7 SMC Junior Motorsport													
Vta. D	Tiempo	Sector 1	Sector 2	Sector 3	V. Max.	Elapsed	Vta. D	Tiempo	Sector 1	Sector 2	Sector 3	V. Max.	Elapsed
1	10:47:52.652	10:46:39.296	41.214	32.142	56.5	10:47:52.652	1	10:51:31.871	10:49:57.490	53.272	41.109	85.7	10:51:31.871
2	1:52.099	44.081	37.586	30.432	177.3	10:49:44.751	2	2:08.264	53.758	43.723	30.783	117.2	10:53:40.135
3	1:48.502	41.629	36.474	30.399	200.7	10:51:33.253	3	1:49.256	42.275	36.626	30.355	201.1	10:55:29.391
4	1:46.891	41.321	35.641	29.929	203.3	10:53:20.144	4	1:49.274	42.271	36.509	30.494	202.2	10:57:18.665
5	1:45.743	40.683	35.144	29.916	210.5	10:55:05.887	5	1:48.626	41.812	36.440	30.374	203.3	10:59:07.291
6	1:48.466	41.429	36.787	30.250	203.0	10:56:54.353	6	2:40.442 P	53.491	49.446	57.505	184.3	11:01:47.733
7	2:00.132 P	41.664	36.614	41.854	214.2	10:58:54.485	15 Juan Carlos Esteban Garcia SEAT LEON MK 2						
8	3:50.193	2:42.806	36.809	30.578	124.5	11:02:44.678	7 R A C E						
9	1:48.414	42.084	36.872	29.458	205.3	11:04:33.092	1	10:48:36.323	10:47:02.878	56.291	37.154	75.8	10:48:36.323
10	1:44.425	40.603	34.511	29.311	213.0	11:06:17.517	2	2:22.795	55.308	50.143	37.344	96.6	10:50:59.118
11	1:53.612	40.247	39.629	33.736	207.2	11:08:11.129	3	2:24.551	52.973	51.601	39.977	103.9	10:53:23.669
12	1:53.714	41.781	42.227	29.706	202.2	11:10:04.843	4	1:55.133	48.044	36.970	30.119	122.4	10:55:18.802
13	1:45.074	40.715	34.685	29.674	210.9	11:11:49.917	5	1:45.050	40.351	34.948	29.751	217.3	10:57:03.852
14	1:47.334	41.000	35.807	30.527	204.9	11:13:37.251	6	1:46.109	40.489	35.793	29.827	204.9	10:58:49.961
15	1:58.767 P	41.355	37.722	39.690	212.1	11:15:36.018	7	1:43.493	39.776	34.827	28.890	209.3	11:00:33.454
							8	1:43.651	40.040	34.715	28.896	208.0	11:02:17.105
							9	2:18.376 P	46.510	43.143	48.723	193.8	11:04:35.481
							10	5:09.369 P	3:27.100	54.684	47.585	63.9	11:09:44.850



Circuito del Jarama
División 2
Entrenamiento cronometrado
Tiempos Por Vuelta

17 Moises Ruiz Medina							22 PEUGEOT RZC Racing Cup							Diego Candado Conesa						
6 SMC Junior Motorsport							9 C.D.E. ULTIMA VUELTA													
Vta. D	Tiempo	Sector 1	Sector 2	Sector 3	V. Max.	Elapsed	Vta. D	Tiempo	Sector 1	Sector 2	Sector 3	V. Max.	Elapsed							
1	10:48:24.889	10:46:53.855	52.097	38.937	91.6	10:48:24.889	1	10:50:38.050	10:49:07.947	46.489	43.614	90.9	10:50:38.050							
2	2:13.547	55.112	43.884	34.551	132.5	10:50:38.436	2	3:57.433	2:36.714	46.279	34.440	53.1	10:54:35.483							
3	1:58.464	45.659	40.540	32.265	173.6	10:52:36.900	3	1:54.611	46.348	38.431	29.832	138.9	10:56:30.094							
4	1:54.695	43.817	39.072	31.806	184.9	10:54:31.595	4	1:45.730	40.542	36.050	29.138	194.5	10:58:15.824							
5	1:54.104	42.984	39.543	31.577	192.1	10:56:25.699	5	1:45.241	41.166	34.905	29.170	200.3	11:00:01.065							
6	1:54.252	43.021	38.552	32.679	197.4	10:58:19.951	6	1:44.098	40.437	34.759	28.902	191.8	11:01:45.163							
7	1:52.419	43.711	37.722	30.986	179.4	11:00:12.370	7	1:52.920	40.052	36.145	36.723	196.3	11:03:38.083							
8	1:53.324	43.086	38.100	32.138	184.6	11:02:05.694	8	3:24.842	2:19.054	35.641	30.147	86.9	11:07:02.925							
9	1:49.798	42.589	36.650	30.559	189.8	11:03:55.492	9	1:43.567	39.915	34.860	28.792	196.0	11:08:46.492							
10	1:50.494	43.008	36.783	30.703	189.1	11:05:45.986	10	1:42.917	39.868	34.482	28.567	203.3	11:10:29.409							
11	1:49.471	41.886	37.119	30.466	200.7	11:07:35.457	11	1:42.602	39.558	34.227	28.817	200.0	11:12:12.011							
12	1:49.265	42.414	36.548	30.303	194.2	11:09:24.722	12	1:55.955	44.355	40.665	30.935	199.2	11:14:07.966							
13	1:48.825	41.563	36.846	30.416	200.3	11:11:13.547	13	1:43.726	39.780	34.685	29.261	212.5	11:15:51.692							
14	1:48.672	41.499	36.833	30.340	198.1	11:13:02.219	14	2:23.448	47.449	48.075	47.924	197.4	11:18:15.140							
15	1:48.231	41.599	36.372	30.260	206.8	11:14:50.450	23 Pedro José Herraiz Alijas						RENAULT CLIO CUP III							
16	1:48.701	41.789	36.573	30.339	199.2	11:16:39.151	5 RACE													
17	2:20.994	46.867	45.776	48.351	204.5	11:19:00.145														

20 Mario Alberto Moreno Rojas							KTM X-BOW						
9 SMC Junior Motorsport													
Vta. D	Tiempo	Sector 1	Sector 2	Sector 3	V. Max.	Elapsed							
1	10:48:49.170	10:47:30.593	43.995	34.582		10:48:49.170							
2	1:58.948	46.720	39.276	32.952		10:50:48.118							
3	1:55.944	44.546	38.733	32.665		10:52:44.062							
4	1:54.094	45.594	37.667	30.833		10:54:38.156							
5	1:50.942	42.233	37.587	31.122		10:56:29.098							
6	1:53.270	43.306	38.363	31.601		10:58:22.368							
7	1:50.537	43.055	37.031	30.451		11:00:12.905							
8	1:53.222	43.208	37.883	32.131		11:02:06.127							
9	1:46.171	40.916	35.901	29.354		11:03:52.298							
10	1:44.610	40.376	34.888	29.346		11:05:36.908							
11	2:01.077	45.788	41.479	33.810		11:07:37.985							
12	1:58.013	44.991	42.030	30.992		11:09:35.998							
13	1:45.470	41.011	35.184	29.275		11:11:21.468							
14	1:45.782	41.018	35.325	29.439		11:13:07.250							
15	1:58.873	40.516	36.034	42.323		11:15:06.123							



Circuito del Jarama
División 2
Entrenamiento cronometrado
Tiempos Por Vuelta

25 Carlos Luna Mesonero RENAULT CLIO CUP IV **27** Iñigo Moreno De Cala RENAULT CLIO CUP III
 6 SMC Junior Motorsport 5 SMC Junior Motorsport

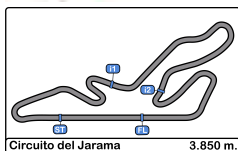
Vta. D	Tiempo	Sector 1	Sector 2	Sector 3	V. Max.	Elapsed	Vta. D	Tiempo	Sector 1	Sector 2	Sector 3	V. Max.	Elapsed
1	10:49:15.747	10:47:29.733	59.611	46.403	74.8	10:49:15.747	1	10:48:27.398	10:47:07.111	45.530	34.757	79.3	10:48:27.398
2	2:32.030	59.555	51.447	41.028	134.8	10:51:47.777	2	2:03.846	47.061	41.487	35.298	169.2	10:50:31.244
3	2:20.624	53.267	47.421	39.936	161.1	10:54:08.401	3	1:56.094	45.008	39.086	32.000	190.4	10:52:27.338
4	2:29.416	53.983	50.908	44.525	157.8	10:56:37.817	4	1:53.551	43.842	38.362	31.347	196.0	10:54:20.889
5	2:21.417	53.792	47.404	40.221	150.0	10:58:59.234	5	1:52.921	43.600	38.034	31.287	193.5	10:56:13.810
6	2:46.736 P	51.779	45.534	1:09.423	162.8	11:01:45.970	6	1:53.500	43.210	38.893	31.397	197.0	10:58:07.310
7	5:20.138	3:56.533	45.801	37.804	84.3	11:07:06.108	7	1:52.429	43.577	37.713	31.139	180.3	10:59:59.739
8	2:10.452	50.628	44.377	35.447	155.1	11:09:16.560	8	2:11.281 P	46.247	42.855	42.179	195.2	11:02:11.020
9	2:08.837	48.424	43.960	36.453	168.4	11:11:25.397	9	4:01.768	2:50.710	39.255	31.803	95.3	11:06:12.788
10	2:07.891	48.940	43.268	35.683	180.0	11:13:33.288	10	1:51.937	43.287	37.639	31.011	186.5	11:08:04.725
11	2:04.787	48.032	42.441	34.314	188.4	11:15:38.075	11	1:51.169	42.689	37.399	31.081	199.2	11:09:55.894
12	2:02.469	47.372	40.907	34.190	184.9	11:17:40.544	12	1:52.986	42.579	38.105	32.302	200.0	11:11:48.880
13	2:01.097	46.249	40.716	34.132	187.5	11:19:41.641	13	2:04.129	46.556	44.253	33.320	197.0	11:13:53.009
14	1:59.902	45.966	40.246	33.690	192.5	11:21:41.543	14	2:07.303 P	44.377	41.320	41.606	195.6	11:16:00.312
15	2:55.177 P	59.527	58.625	57.025	131.8	11:24:36.720							

26 Alfonso Colomina Fajardo PEUGEOT 308 Racing Cup **28** Alejandro Geppert Romero HYUNDAI I30 CET
 7 SMC Junior Motorsport 6 SMC Junior Motorsport

Vta. D	Tiempo	Sector 1	Sector 2	Sector 3	V. Max.	Elapsed	Vta. D	Tiempo	Sector 1	Sector 2	Sector 3	V. Max.	Elapsed
1	10:47:26.614	10:46:09.000	44.226	33.388	87.1	10:47:26.614	1	10:47:56.872	10:46:35.613	46.903	34.356	66.5	10:47:56.872
2	1:58.816	45.521	38.991	34.304	167.9	10:49:25.430	2	1:57.597	46.418	39.826	31.353	180.3	10:49:54.469
3	1:54.530	44.279	38.687	31.564	199.6	10:51:19.960	3	1:52.820	43.008	36.955	32.857	193.8	10:51:47.289
4	1:52.624	43.668	38.107	30.849	212.5	10:53:12.584	4	1:49.873	42.438	36.999	30.436	202.2	10:53:37.162
5	1:48.487	41.783	36.177	30.527	213.8	10:55:01.071	5	1:48.564	42.001	36.336	30.227	200.0	10:55:25.726
6	2:01.254	48.150	39.347	33.757	185.2	10:57:02.325	6	1:47.907	41.719	35.963	30.225	199.6	10:57:13.633
7	1:52.684	41.623	39.329	31.732	215.1	10:58:55.009	7	1:47.906	41.524	36.247	30.135	205.3	10:59:01.539
8	1:50.809	42.495	37.919	30.395	212.1	11:00:45.818	8	1:49.176	42.555	35.967	30.654	194.9	11:00:50.715
9	1:45.620	40.691	35.258	29.671	218.6	11:02:31.438	9	1:47.904	41.720	35.985	30.199	201.1	11:02:38.619
10	1:51.209	40.596	36.462	34.151	218.6	11:04:22.647	10	2:16.362 P	44.296	42.356	49.710	194.9	11:04:54.981
11	1:50.447	42.297	37.054	31.096	220.8	11:06:13.094	11	6:23.806	5:10.646	42.039	31.121	66.6	11:11:18.787
12	1:47.857	42.128	35.819	29.910	199.6	11:08:00.951	12	1:50.630	42.322	37.747	30.561	197.0	11:13:09.417
13	1:49.302	43.302	36.375	29.625	173.3	11:09:50.253	13	2:07.041 P	41.846	37.784	47.411	195.6	11:15:16.458
14	1:51.219	41.335	39.289	30.595	219.0	11:11:41.472							
15	1:46.876	40.603	35.770	30.503	219.0	11:13:28.348							
16	1:45.887	40.799	35.673	29.415	220.4	11:15:14.235							
17	1:46.041	41.227	35.405	29.409	211.7	11:17:00.276							
18	1:46.246	41.193	35.691	29.362	220.8	11:18:46.522							
19	1:43.995	40.134	34.892	28.969	218.1	11:20:30.517							
20	2:13.217 P	48.379	40.788	44.050	176.1	11:22:43.734							

29 Sergio Muñoz De La Vieja RENAULT CLIO CUP III
 5 R A C E

Vta. D	Tiempo	Sector 1	Sector 2	Sector 3	V. Max.	Elapsed
1	10:48:29.485	10:47:08.442	46.604	34.439	80.3	10:48:29.485
2	2:02.763	49.103	41.138	32.522	165.8	10:50:32.248
3	1:55.722	44.993	38.812	31.917	190.1	10:52:27.970
4	1:53.964	44.180	38.351	31.433	177.9	10:54:21.934
5	1:53.616	43.293	38.822	31.501	194.9	10:56:15.550
6	1:55.374	43.186	40.495	31.693	201.1	10:58:10.924
7	1:53.374	43.423	38.512	31.439	191.8	11:00:04.298
8	1:56.403	43.386	40.216	32.801	185.5	11:02:00.701
9	1:52.912	43.069	38.149	31.694	195.2	11:03:53.613
10	2:13.221 P	47.582	43.014	42.625	188.8	11:06:06.834



Circuito del Jarama
División 2
Entrenamiento cronometrado
Tiempos Por Vuelta

30 Juan Carlos Zorilla Hierro PORSCHE 968 CS **34** Eloy Iñigo Varas SEAT LEON MK 1
 C-L A.E.C.D. 6 R A C E

Vta. D	Tiempo	Sector 1	Sector 2	Sector 3	V. Max.	Elapsed	Vta. D	Tiempo	Sector 1	Sector 2	Sector 3	V. Max.	Elapsed
1	10:48:24.397	10:46:51.486	53.531	39.380	54.4	10:48:24.397	1	10:50:46.875 P	10:49:10.617	49.334	46.924	77.9	10:50:46.875
2	2:17.919	56.939	44.736	36.244	132.8	10:50:42.316	2	6:18.688	4:59.670	44.513	34.505	93.5	10:57:05.563
3	2:03.815	49.866	40.923	33.026	152.3	10:52:46.131	3	1:53.327	44.055	37.544	31.728	194.2	10:58:58.890
4	1:58.082	46.276	39.718	32.088	184.9	10:54:44.213	4	1:52.289	42.906	37.252	32.131	207.6	11:00:51.179
5	1:56.331	45.535	39.001	31.795	165.8	10:56:40.544	5	1:55.825	42.657	36.744	36.424	199.2	11:02:47.004
6	2:25.798 P	46.988	49.987	48.823	190.8	10:59:06.342	6	1:50.592	42.616	36.896	31.080	205.3	11:04:37.596
7	4:21.046	3:05.998	42.851	32.197	78.7	11:03:27.388	7	1:49.304	42.214	36.405	30.685	211.7	11:06:26.900
8	1:54.643	44.100	39.297	31.246	197.4	11:05:22.031	8	1:50.028	42.313	36.441	31.274	211.3	11:08:16.928
9	2:19.659 P	45.270	46.550	47.839	187.1	11:07:41.690	9	1:49.881	42.428	36.539	30.914	201.1	11:10:06.809

32 Jesús Angel Llorente Ramiro Volkswagen Golf GTI TCR
 8 SMC Junior Motorsport

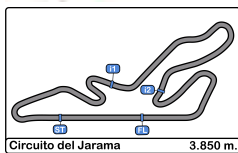
Vta. D	Tiempo	Sector 1	Sector 2	Sector 3	V. Max.	Elapsed	Vta. D	Tiempo	Sector 1	Sector 2	Sector 3	V. Max.	Elapsed
1	10:48:28.439	10:47:05.468	48.591	34.380	84.3	10:48:28.439	10	1:49.867	42.446	36.407	31.014	202.6	11:11:56.676
2	2:00.368	46.799	41.118	32.451	166.9	10:50:28.807	11	2:17.717	58.462	46.573	32.682	209.3	11:14:14.393
3	1:48.797	41.850	36.567	30.380	213.0	10:52:17.604	12	2:02.135	47.701	41.657	32.777	210.9	11:16:16.528
4	1:50.215	40.999	37.478	31.738	223.6	10:54:07.819	13	2:16.139 P	47.517	43.722	44.900	214.2	11:18:32.667
5	1:50.411	41.763	38.086	30.562	222.2	10:55:58.230							
6	1:46.135	40.846	35.481	29.808	223.6	10:57:44.365							
7	1:45.087	40.121	35.100	29.866	226.4	10:59:29.452							
8	1:45.282	40.327	35.021	29.934	226.8	11:01:14.734							
9	2:07.576 P	40.736	40.001	46.839	223.6	11:03:22.310							

35 Antonio Garcia Delicado RENAULT CLIO CUP IV
 6 SMC Junior Motorsport

Vta. D	Tiempo	Sector 1	Sector 2	Sector 3	V. Max.	Elapsed	Vta. D	Tiempo	Sector 1	Sector 2	Sector 3	V. Max.	Elapsed
1	10:48:20.005	10:46:54.947	48.085	36.973	99.6	10:48:20.005	1	10:48:20.005	10:46:54.947	48.085	36.973	99.6	10:48:20.005
2	2:06.931	50.357	42.827	33.747	155.8	10:50:26.936	2	2:06.931	50.357	42.827	33.747	155.8	10:50:26.936
3	1:58.615	46.814	39.477	32.324	171.9	10:52:25.551	3	1:58.615	46.814	39.477	32.324	171.9	10:52:25.551
4	1:54.600	44.366	38.234	32.000	189.4	10:54:20.151	4	1:54.600	44.366	38.234	32.000	189.4	10:54:20.151
5	1:54.680	44.697	38.627	31.356	190.1	10:56:14.831	5	1:54.680	44.697	38.627	31.356	190.1	10:56:14.831
6	1:54.537	43.188	38.755	32.594	202.2	10:58:09.368	6	1:54.537	43.188	38.755	32.594	202.2	10:58:09.368
7	1:54.039	43.803	37.646	32.590	190.4	11:00:03.407	7	1:54.039	43.803	37.646	32.590	190.4	11:00:03.407
8	2:18.169 P	43.668	43.298	51.203	194.5	11:02:21.576	8	2:18.169 P	43.668	43.298	51.203	194.5	11:02:21.576
9	5:38.293	4:26.172	40.743	31.378	83.7	11:07:59.869	9	5:38.293	4:26.172	40.743	31.378	83.7	11:07:59.869
10	1:53.027	43.680	37.886	31.461	189.4	11:09:52.896	10	1:53.027	43.680	37.886	31.461	189.4	11:09:52.896
11	1:53.244	43.142	37.490	32.612	199.2	11:11:46.140	11	1:53.244	43.142	37.490	32.612	199.2	11:11:46.140
12	1:52.709	43.527	37.635	31.547	191.8	11:13:38.849	12	1:52.709	43.527	37.635	31.547	191.8	11:13:38.849
13	1:51.824	43.137	37.550	31.137	197.4	11:15:30.673	13	1:51.824	43.137	37.550	31.137	197.4	11:15:30.673
14	1:51.304	43.082	36.910	31.312	200.3	11:17:21.977	14	1:51.304	43.082	36.910	31.312	200.3	11:17:21.977
15	1:51.096	42.660	37.036	31.400	200.0	11:19:13.073	15	1:51.096	42.660	37.036	31.400	200.0	11:19:13.073
16	1:51.249	42.910	36.979	31.360	199.2	11:21:04.322	16	1:51.249	42.910	36.979	31.360	199.2	11:21:04.322
17	2:39.416 P	52.932	52.941	53.543	147.7	11:23:43.738	17	2:39.416 P	52.932	52.941	53.543	147.7	11:23:43.738

41 Diego Blanco Torrecilla Porsche 928
 C-L CLUB JARAMA SPORT

Vta. D	Tiempo	Sector 1	Sector 2	Sector 3	V. Max.	Elapsed	Vta. D	Tiempo	Sector 1	Sector 2	Sector 3	V. Max.	Elapsed
1	10:47:46.787	10:46:12.792	52.959	41.036	53.4	10:47:46.787	1	10:47:46.787	10:46:12.792	52.959	41.036	53.4	10:47:46.787
2	2:29.080	55.624	41.704	51.752	121.4	10:50:15.867	2	2:29.080	55.624	41.704	51.752	121.4	10:50:15.867
3	1:55.019	44.882	38.035	32.102	177.6	10:52:10.886	3	1:55.019	44.882	38.035	32.102	177.6	10:52:10.886
4	1:53.573	44.072	37.361	32.140	173.3	10:54:04.459	4	1:53.573	44.072	37.361	32.140	173.3	10:54:04.459
5	1:54.923	44.493	38.247	32.183	180.9	10:55:59.382	5	1:54.923	44.493	38.247	32.183	180.9	10:55:59.382
6	2:32.808 P	52.630	49.421	50.757	166.4	10:58:32.190	6	2:32.808 P	52.630	49.421	50.757	166.4	10:58:32.190
7	4:56.618	3:41.351	42.563	32.704	68.1	11:03:28.808	7	4:56.618	3:41.351	42.563	32.704	68.1	11:03:28.808
8	1:54.381	43.538	39.007	31.836	185.8	11:05:23.189	8	1:54.381	43.538	39.007	31.836	185.8	11:05:23.189
9	2:09.970 P	44.120	39.748	46.102	192.5	11:07:33.159	9	2:09.970 P	44.120	39.748	46.102	192.5	11:07:33.159

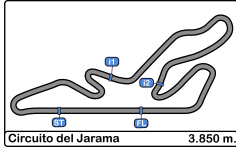


Circuito del Jarama
División 2
Entrenamiento cronometrado
Tiempos Por Vuelta

56 Luis Benjamin Garcia Garcia CUPRA TCR

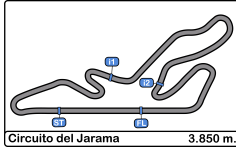
8 ESCUDERIA LEMANS

Vta. D	Tiempo	Sector 1	Sector 2	Sector 3	V. Max.	Elapsed
1	10:47:47.486	10:46:31.119	42.908	33.459	80.8	10:47:47.486
2	1:55.220	45.143	38.322	31.755	171.9	10:49:42.706
3	1:51.216	42.523	37.137	31.556	195.2	10:51:33.922
4	1:49.344	42.286	36.602	30.456	191.8	10:53:23.266
5	1:48.759	41.764	36.508	30.487	205.7	10:55:12.025
6	1:47.780	41.211	36.248	30.321	204.5	10:56:59.805
7	1:51.171	42.135	37.437	31.599	206.8	10:58:50.976
8	1:48.673	41.696	36.592	30.385	213.0	11:00:39.649
9	1:49.394	41.736	36.400	31.258	210.9	11:02:29.043
10	1:48.522	41.742	36.426	30.354	208.4	11:04:17.565
11	1:48.621	41.767	36.099	30.755	211.3	11:06:06.186
12	1:49.671	42.557	36.728	30.386	210.1	11:07:55.857
13	1:50.288	43.012	36.740	30.536	208.8	11:09:46.145
14	1:48.710	41.662	36.555	30.493	210.9	11:11:34.855
15	1:49.791	42.145	37.325	30.321	208.4	11:13:24.646
16	1:48.127	41.740	36.336	30.051	211.7	11:15:12.773
17	1:50.947	44.211	36.729	30.007	183.9	11:17:03.720
18	1:48.683	41.646	36.494	30.543	209.7	11:18:52.403
19	2:10.060 P	44.820	39.314	45.926	208.8	11:21:02.463



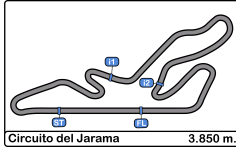
Circuito del Jarama
División 2
Entrenamiento cronometrado
Mejores Sectores

Sector - 1				Sector - 2				Sector - 3				Vuelta Ideal vs Mejor Vuelta			
Clas	Nº	Piloto	Tiempo	Nº	Piloto	Tiempo	Nº	Piloto	Tiempo	Clas	Nº	Piloto	Vta. Ideal	Mejor V.	Clas
1	33	Juan Fco. Gastañaga Martinez	39.088	6	Francisco Comendador Romero	33.442	6	Francisco Comendador Romero	28.207	1	6	Francisco Comendador Romero	1:40.797	1:41.310	2
2	6	Francisco Comendador Romero	39.148	33	Juan Fco. Gastañaga Martinez	33.462	33	Juan Fco. Gastañaga Martinez	28.405	2	33	Juan Fco. Gastañaga Martinez	1:40.955	1:40.955	1
3	22	Diego Candado Cones	39.558	22	Diego Candado Cones	34.227	22	Diego Candado Cones	28.567	3	22	Diego Candado Cones	1:42.352	1:42.602	3
4	15	Juan Carlos Esteban Garcia	39.776	12	Plazio Gomez - Plazio Gomez	34.447	12	Plazio Gomez - Plazio Gomez	28.755	4	15	Juan Carlos Esteban Garcia	1:43.381	1:43.493	4
5	32	Jesús Angel Llorente Ramiro	40.121	11	Roberto Alexander Del Pino	34.511	15	Juan Carlos Esteban Garcia	28.890	5	12	Plazio Gomez - Plazio Gomez	1:43.674	1:43.822	5
6	26	Alfonso Colomina Fajardo	40.134	15	Juan Carlos Esteban Garcia	34.715	26	Alfonso Colomina Fajardo	28.969	6	26	Alfonso Colomina Fajardo	1:43.995	1:43.995	6
7	11	Roberto Alexander Del Pino	40.247	20	Mario Alberto Moreno Rojas	34.888	20	Mario Alberto Moreno Rojas	29.275	7	11	Roberto Alexander Del Pino	1:44.069	1:44.425	7
8	20	Mario Alberto Moreno Rojas	40.376	26	Alfonso Colomina Fajardo	34.892	11	Roberto Alexander Del Pino	29.311	8	20	Mario Alberto Moreno Rojas	1:44.539	1:44.610	8
9	12	Plazio Gomez - Plazio Gomez	40.472	32	Jesús Angel Llorente Ramiro	35.021	32	Jesús Angel Llorente Ramiro	29.808	9	32	Jesús Angel Llorente Ramiro	1:44.950	1:45.087	9
10	56	Luis Benjamin Garcia Garcia	41.211	28	Alejandro Geppert	35.963	56	Luis Benjamin Garcia Garcia	30.007	10	56	Luis Benjamin Garcia Garcia	1:47.317	1:47.780	10
11	3	Antonio Castro Ortega	41.478	56	Luis Benjamin Garcia Garcia	36.099	28	Alejandro Geppert	30.135	11	28	Alejandro Geppert	1:47.622	1:47.904	11
12	17	Moises Ruiz Medina	41.499	17	Moises Ruiz Medina	36.372	3	Antonio Castro Ortega	30.253	12	17	Moises Ruiz Medina	1:48.131	1:48.231	13
13	28	Alejandro Geppert	41.524	34	Eloy Iñigo Varas	36.405	17	Moises Ruiz Medina	30.260	13	3	Antonio Castro Ortega	1:48.140	1:48.140	12
14	14	Mariano Esteban Trilla	41.812	3	Antonio Castro Ortega	36.409	14	Mariano Esteban Trilla	30.355	14	14	Mariano Esteban Trilla	1:48.607	1:48.626	14
15	34	Eloy Iñigo Varas	42.214	14	Mariano Esteban Trilla	36.440	34	Eloy Iñigo Varas	30.685	15	34	Eloy Iñigo Varas	1:49.304	1:49.304	15
16	10	Busian Fontan Alcalde	42.543	35	Antonio Garcia Delicado	36.910	1	Juan Carlos Lopez Olm	30.825	16	1	Juan Carlos Lopez Olm	1:50.608	1:50.608	16
17	27	Iñigo Moreno De Cala	42.579	1	Juan Carlos Lopez Olm	36.959	10	Busian Fontan Alcalde	30.908	17	10	Busian Fontan Alcalde	1:50.625	1:50.700	17
18	23	Pedro José Herraiz Alijas	42.597	10	Busian Fontan Alcalde	37.174	27	Iñigo Moreno De Cala	31.011	18	35	Antonio Garcia Delicado	1:50.707	1:51.096	18
19	35	Antonio Garcia Delicado	42.660	41	Diego Blanco Torrecilla	37.361	23	Pedro José Herraiz Alijas	31.099	19	27	Iñigo Moreno De Cala	1:50.989	1:51.169	19
20	1	Juan Carlos Lopez Olm	42.824	27	Iñigo Moreno De Cala	37.399	35	Antonio Garcia Delicado	31.137	20	23	Pedro José Herraiz Alijas	1:51.168	1:51.394	20
21	29	Sergio Muñoz De La Vieja	43.069	23	Pedro José Herraiz Alijas	37.472	30	Juan Carlos Zorilla Hierro	31.246	21	29	Sergio Muñoz De La Vieja	1:52.651	1:52.912	21
22	41	Diego Blanco Torrecilla	43.538	29	Sergio Muñoz De La Vieja	38.149	29	Sergio Muñoz De La Vieja	31.433	22	41	Diego Blanco Torrecilla	1:52.735	1:53.573	22
23	4	Tomas Moreno Garcia	43.920	4	Tomas Moreno Garcia	38.280	41	Diego Blanco Torrecilla	31.836	23	30	Juan Carlos Zorilla Hierro	1:54.347	1:54.643	23
24	30	Juan Carlos Zorilla Hierro	44.100	30	Juan Carlos Zorilla Hierro	39.001	4	Tomas Moreno Garcia	32.288	24	4	Tomas Moreno Garcia	1:54.488	1:54.714	24
25	9	Leonardo Quesada	45.348	8	Lucas Gonzalez-Anleo	39.529	8	Lucas Gonzalez-Anleo	32.433	25	8	Lucas Gonzalez-Anleo	1:57.415	1:57.415	25
26	8	Lucas Gonzalez-Anleo	45.453	9	Leonardo Quesada	40.075	25	Carlos Luna Mesonero	33.690	26	9	Leonardo Quesada	1:59.167	1:59.715	26
27	25	Carlos Luna Mesonero	45.966	25	Carlos Luna Mesonero	40.246	9	Leonardo Quesada	33.744	27	25	Carlos Luna Mesonero	1:59.902	1:59.902	27



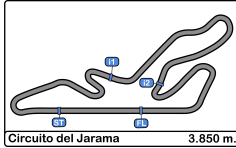
Circuito del Jarama
División 2
Entrenamiento cronometrado
5 Mejores Tiempos

Cl	Nº	Concursante	Piloto 1	Piloto 2	Vehículo	Cat	Cl	Mejor 1		Mejor 2		Mejor 3		Mejor 4		Mejor 5	
								Tiempo	Vta	Tiempo	Vta	Tiempo	Vta	Tiempo	Vta	Tiempo	Vta
1	33	SMC Junior Motorsport	Juan Fco. Gastañaga Martinez		CUPRA TCR	8	1	1:40.955	14	1:41.566	9	1:41.705	11	1:43.927	3	1:43.964	4
2	6	C.D.E. DEYSCOM SPORT	Francisco Comendador Romero		SUBARU WRX Sti	8	2	1:41.310	12	1:41.561	5	1:42.228	11	1:42.471	13	1:42.938	6
3	22	C.D.E. ULTIMA VUELTA	Diego Candado Conesa		PORSCHE 997 Cup	9	1	1:42.602	11	1:42.917	10	1:43.567	9	1:43.726	13	1:44.098	6
4	15	R A C E	Juan Carlos Esteban Garcia		SEAT LEON MK 2	7	1	1:43.493	7	1:43.651	8	1:45.050	5	1:46.109	6	1:55.133	4
5	12	PCR SPORT CLUB ESPORTIU	Oscar Plazio Gomez	Carlos Plazio Gomez	PEUGEOT 308 Racing Cup	7	2	1:43.822	10	1:44.811	13	1:46.417	9	1:47.850	5	1:48.269	6
6	26	SMC Junior Motorsport	Alfonso Colomina Fajardo		PEUGEOT 308 Racing Cup	7	3	1:43.995	19	1:45.620	9	1:45.887	16	1:46.041	17	1:46.246	18
7	11	SMC Junior Motorsport	Roberto Alexander Del Pino		PEUGEOT 308 Racing Cup	7	4	1:44.425	10	1:45.074	13	1:45.743	5	1:46.891	4	1:47.334	14
8	20	SMC Junior Motorsport	Mario Alberto Moreno Rojas		KTM X-BOW	9	2	1:44.610	10	1:45.470	13	1:45.782	14	1:46.171	9	1:50.537	7
9	32	SMC Junior Motorsport	Jesús Angel Llorente Ramiro		Volkswagen Golf GTI TCR	8	3	1:45.087	7	1:45.282	8	1:46.135	6	1:48.797	3	1:50.215	4
10	56	ESCUADERIA LEMANS	Luis Benjamin Garcia Garcia		CUPRA TCR	8	4	1:47.780	6	1:48.127	16	1:48.522	10	1:48.621	11	1:48.673	8
11	28	SMC Junior Motorsport	Alejandro Geppert Romero		HYUNDAI I30 CET	6	1	1:47.904	9	1:47.906	7	1:47.907	6	1:48.564	5	1:49.176	8
12	3	A.E.C.D.	Antonio Castro Ortega		Porsche 968 Turbo	C-L	1	1:48.140	7	1:51.288	6	1:51.292	8	1:52.994	3	2:33.193	9
13	17	SMC Junior Motorsport	Moises Ruiz Medina		PEUGEOT RZC Racing Cup	6	2	1:48.231	15	1:48.672	14	1:48.701	16	1:48.825	13	1:49.265	12
14	14	SMC Junior Motorsport	Mariano Esteban Trilla		RENAULT CLIO CUP IV	6	3	SMC 1:48.626	5	1:49.256	3	1:49.274	4	2:08.264	2	2:40.442	6
15	34	R A C E	Eloy Iñigo Varas		SEAT LEON MK 1	6	4	1:49.304	7	1:49.867	10	1:49.881	9	1:50.028	8	1:50.592	6
16	1	EFICAR TEAM	Juan Carlos Lopez Olmo		MERCEDES BENZ 190E	C-L	2	1:50.608	9	1:51.629	8	1:52.044	7	1:54.281	3	1:54.766	4
17	10	SMC Junior Motorsport	Busian Fontan Alcalde		RENAULT CLIO CUP III	5	1	SMC 1:50.700	15	1:50.904	7	1:51.174	11	1:51.686	12	1:52.002	13
18	35	SMC Junior Motorsport	Antonio Garcia Delicado		RENAULT CLIO CUP IV	6	5	SMC 1:51.096	15	1:51.249	16	1:51.304	14	1:51.824	13	1:52.709	12
19	27	SMC Junior Motorsport	Iñigo Moreno De Cala		RENAULT CLIO CUP III	5	2	SMC 1:51.169	11	1:51.937	10	1:52.429	7	1:52.921	5	1:52.986	12
20	23	R A C E	Pedro José Herraiz Alijas		RENAULT CLIO CUP III	5	3	SMC 1:51.394	7	1:51.550	15	1:51.615	13	1:51.646	8	1:51.652	14
21	29	R A C E	Sergio Muñoz De La Vieja		RENAULT CLIO CUP III	5	4	SMC 1:52.912	9	1:53.374	7	1:53.616	5	1:53.964	4	1:55.374	6
22	41	CLUB JARAMA SPORT	Diego Blanco Torrecilla		Porsche 928	C-L	3	1:53.573	4	1:54.381	8	1:54.923	5	1:55.019	3	2:09.970	9
23	30	A.E.C.D.	Juan Carlos Zorilla Hierro		PORSCHE 968 CS	C-L	4	1:54.643	8	1:56.331	5	1:58.082	4	2:03.815	3	2:17.919	2
24	4	ESCUADERIA MADRID	Tomas Moreno Garcia		Mercedes Benz 190	C-L	5	1:54.714	12	1:55.223	11	1:55.815	8	1:55.867	6	1:56.256	7
25	8	A.E.C.D.	Lucas Gonzalez-Anleo Polo		PORSCHE 968 CS	C-L	6	1:57.415	13	1:59.856	9	2:00.268	4	2:00.479	10	2:01.360	5
26	9	SMC Junior Motorsport	Leonardo Quesada Bolaños		RENAULT CLIO CUP III	5	5	SMC 1:59.715	6	1:59.955	3	2:02.767	2	2:11.846	7	2:27.335	4
27	25	SMC Junior Motorsport	Carlos Luna Mesonero		RENAULT CLIO CUP IV	6	6	SMC 1:59.902	14	2:01.097	13	2:02.469	12	2:04.787	11	2:07.891	10



Circuito del Jarama
División 2
Entrenamiento cronometrado
5 Mejores Velocidades

Cl	Nº	Concursante	Piloto 1	Piloto 2	Vehiculo	Cat	Cl	Top 1		Top 2		Top 3		Top 4		Top 5		Avg
								Km/h	Vta.	Km/h	Vta.	Km/h	Lap	Km/h	Lap	Km/h	Lap	
1	32	SMC Junior Motorsport	Jesús Angel Llorente Ramiro		Volkswagen Golf GTI TCR	8	1	226.8	8	226.4	7	223.6	4	223.6	6	223.6	9	224.8
2	33	SMC Junior Motorsport	Juan Fco. Gastañaga Martínez		CUPRA TCR	8	2	225.4	9	221.3	11	221.3	14	217.7	7	213.0	4	219.7
3	6	C.D.E. DEYSCOM SPORT	Francisco Comendador Romero		SUBARU WRX Sti	8	3	225.0	11	223.1	14	222.2	10	221.3	4	220.8	12	222.5
4	12	PCR SPORT CLUB ESPORTIU	Oscar Plazio Gomez	Carlos Plazio Gomez	PEUGEOT 308 Racing Cup	7	1	220.8	13	215.5	5	215.5	11	215.1	6	210.5	10	215.5
5	26	SMC Junior Motorsport	Alfonso Colomina Fajardo		PEUGEOT 308 Racing Cup	7	2	220.8	11	220.8	18	220.4	16	219.0	14	219.0	15	220.0
6	15	R A C E	Juan Carlos Esteban Garcia		SEAT LEON MK 2	7	3	217.3	5	209.3	7	208.0	8	204.9	6	193.8	9	206.7
7	11	SMC Junior Motorsport	Roberto Alexander Del Pino		PEUGEOT 308 Racing Cup	7	4	214.2	7	213.0	10	212.1	15	210.9	13	210.5	5	212.1
8	34	R A C E	Eloy Iñigo Varas		SEAT LEON MK 1	6	1	214.2	13	211.7	7	211.3	8	210.9	12	209.3	11	211.5
9	56	ESCUADERIA LEMANS	Luis Benjamin Garcia Garcia		CUPRA TCR	8	4	213.0	8	211.7	16	211.3	11	210.9	9	210.9	14	211.6
10	22	C.D.E. ULTIMA VUELTA	Diego Candado Conesa		PORSCHE 997 Cup	9	1	212.5	13	203.3	10	200.3	5	200.0	11	199.2	12	203.1
11	17	SMC Junior Motorsport	Moises Ruiz Medina		PEUGEOT RZC Racing Cup	6	2	206.8	15	204.5	17	200.7	11	200.3	13	199.2	16	202.3
12	3	A.E.C.D.	Antonio Castro Ortega		Porsche 968 Turbo	C-L	1	205.3	7	201.1	6	191.4	8	190.8	3	186.2	4	194.9
13	28	SMC Junior Motorsport	Alejandro Geppert Romero		HYUNDAI I30 CET	6	3	205.3	7	202.2	4	201.1	9	200.0	5	199.6	6	201.6
14	14	SMC Junior Motorsport	Mariano Esteban Trilla		RENAULT CLIO CUP IV	6	4	203.3	5	202.2	4	201.1	3	184.3	6	117.2	2	181.6
15	1	EFICAR TEAM	Juan Carlos Lopez Olmo		MERCEDES BENZ 190E	C-L	2	203.0	9	200.3	10	194.9	8	190.1	7	186.8	5	195.0
16	35	SMC Junior Motorsport	Antonio Garcia Delicado		RENAULT CLIO CUP IV	6	5	202.2	6	200.3	14	200.0	15	199.2	11	199.2	16	200.2
17	23	R A C E	Pedro José Herraiz Alijas		RENAULT CLIO CUP III	5	1	201.1	7	200.7	6	199.2	8	197.8	9	197.0	12	199.2
18	29	R A C E	Sergio Muñoz De La Vieja		RENAULT CLIO CUP III	5	2	201.1	6	195.2	9	194.9	5	191.8	7	190.1	3	194.6
19	27	SMC Junior Motorsport	Iñigo Moreno De Cala		RENAULT CLIO CUP III	5	3	200.0	12	199.2	11	197.0	6	197.0	13	196.0	4	197.8
20	10	SMC Junior Motorsport	Busian Fontan Alcalde		RENAULT CLIO CUP III	5	4	199.2	12	198.5	10	196.7	11	196.0	13	195.6	6	197.2
21	8	A.E.C.D.	Lucas Gonzalez-Anleo Polo		PORSCHE 968 CS	C-L	3	198.1	9	194.5	13	193.8	10	186.2	4	184.9	3	191.5
22	4	ESCUADERIA MADRID	Tomas Moreno Garcia		Mercedes Benz 190	C-L	4	197.4	9	194.5	7	193.5	8	193.2	13	192.1	6	194.1
23	30	A.E.C.D.	Juan Carlos Zorilla Hierro		PORSCHE 968 CS	C-L	5	197.4	8	190.8	6	187.1	9	184.9	4	165.8	5	185.2
24	25	SMC Junior Motorsport	Carlos Luna Mesonero		RENAULT CLIO CUP IV	6	6	192.5	14	188.4	11	187.5	13	184.9	12	180.0	10	186.6
25	41	CLUB JARAMA SPORT	Diego Blanco Torrecilla		Porsche 928	C-L	6	192.5	9	185.8	8	180.9	5	177.6	3	173.3	4	182.0
26	9	SMC Junior Motorsport	Leonardo Quesada Bolaños		RENAULT CLIO CUP III	5	5	189.1	7	186.8	6	181.2	2	175.8	3	164.6	4	179.5



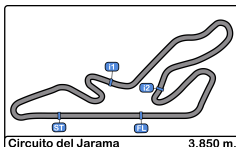
Circuito del Jarama

División 2

Entrenamiento cronometrado

Secuencia Vueltas Rápidas

Vta	Hora Día	Tiempo Sesión	Nº	Concursante	Piloto 1	Piloto 2	Vehículo	Cat	Tiempo	Km/h
2	10:49:16.311	4:16.311	33	SMC Junior Motorsport	Juan Fco. Gastañaga		CUPRA TCR	8	1:51.419	124.3
3	10:51:00.238	6:00.238	33	SMC Junior Motorsport	Juan Fco. Gastañaga		CUPRA TCR	8	1:43.927	133.3
4	10:53:05.798	8:05.798	6	C.D.E. DEYSCOM SPORT	Francisco Comendador		SUBARU WRX Sti	8	1:43.533	133.8
5	10:54:47.359	9:47.359	6	C.D.E. DEYSCOM SPORT	Francisco Comendador		SUBARU WRX Sti	8	1:41.561	136.4
12	11:10:47.515	25:47.515	6	C.D.E. DEYSCOM SPORT	Francisco Comendador		SUBARU WRX Sti	8	1:41.310	136.8
14	11:12:08.377	27:08.377	33	SMC Junior Motorsport	Juan Fco. Gastañaga		CUPRA TCR	8	1:40.955	137.2



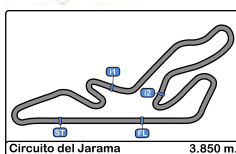
Circuito del Jarama

División 2

Entrenamiento cronometrado

Mejor Maxima Velocidad del Evento

Cls	Nº	Concursante	Piloto 1	Piloto 2	Vehiculo	Cat	Km/h	Sesión
1	32	SMC Junior Motorsport	Jesús Angel Llorente		Volkswagen Golf GTI TCR	8	226.8	Entrenamiento cronometrado
2	33	SMC Junior Motorsport	Juan Fco. Gastafiaga		CUPRA TCR	8	225.4	Entrenamiento cronometrado
3	6	C.D.E. DEYSCOM SPORT	Francisco Comendador		SUBARU WRX Sti	8	225.0	Entrenamiento cronometrado
4	26	SMC Junior Motorsport	Alfonso Colomina Fajardo		PEUGEOT 308 Racing	7	220.8	Entrenamiento cronometrado
5	12	PCR SPORT CLUB	Oscar Plazio Gomez	Carlos Plazio Gomez	PEUGEOT 308 Racing	7	220.8	Entrenamiento cronometrado
6	15	R A C E	Juan Carlos Esteban		SEAT LEON MK 2	7	217.3	Entrenamiento cronometrado
7	11	SMC Junior Motorsport	Roberto Alexander Del		PEUGEOT 308 Racing	7	214.2	Entrenamiento cronometrado
8	34	R A C E	Eloy Iñigo Varas		SEAT LEON MK 1	6	214.2	Entrenamiento cronometrado
9	56	ESCUADERIA LEMANS	Luis Benjamin Garcia		CUPRA TCR	8	213.0	Entrenamiento cronometrado
10	22	C.D.E. ULTIMA VUELTA	Diego Candado Conesa		PORSCHE 997 Cup	9	212.5	Entrenamiento cronometrado
11	17	SMC Junior Motorsport	Moises Ruiz Medina		PEUGEOT RZC Racing	6	206.8	Entrenamiento cronometrado
12	28	SMC Junior Motorsport	Alejandro Geppert Romero		HYUNDAI I30 CET	6	205.3	Entrenamiento cronometrado
13	3	A.E.C.D.	Antonio Castro Ortega		Porsche 968 Turbo	C-L	205.3	Entrenamiento cronometrado
14	14	SMC Junior Motorsport	Mariano Esteban Trilla		RENAULT CLIO CUP IV	6 SMC	203.3	Entrenamiento cronometrado
15	1	EFICAR TEAM	Juan Carlos Lopez Olmo		MERCEDES BENZ 190E	C-L	203.0	Entrenamiento cronometrado
16	35	SMC Junior Motorsport	Antonio Garcia Delicado		RENAULT CLIO CUP IV	6 SMC	202.2	Entrenamiento cronometrado
17	29	R A C E	Sergio Muñoz De La Vieja		RENAULT CLIO CUP III	5 SMC	201.1	Entrenamiento cronometrado
18	23	R A C E	Pedro José Herraiz Alijas		RENAULT CLIO CUP III	5 SMC	201.1	Entrenamiento cronometrado
19	27	SMC Junior Motorsport	Iñigo Moreno De Cala		RENAULT CLIO CUP III	5 SMC	200.0	Entrenamiento cronometrado
20	10	SMC Junior Motorsport	Busian Fontan Alcalde		RENAULT CLIO CUP III	5 SMC	199.2	Entrenamiento cronometrado
21	8	A.E.C.D.	Lucas Gonzalez-Anleo		PORSCHE 968 CS	C-L	198.1	Entrenamiento cronometrado
22	30	A.E.C.D.	Juan Carlos Zorilla Hierro		PORSCHE 968 CS	C-L	197.4	Entrenamiento cronometrado
23	4	ESCUADERIA MADRID HISTORICO	Tomas Moreno Garcia		Mercedes Benz 190	C-L	197.4	Entrenamiento cronometrado
24	41	CLUB JARAMA SPORT	Diego Blanco Torrecilla		Porsche 928	C-L	192.5	Entrenamiento cronometrado
25	25	SMC Junior Motorsport	Carlos Luna Mesonero		RENAULT CLIO CUP IV	6 SMC	192.5	Entrenamiento cronometrado
26	9	SMC Junior Motorsport	Leonardo Quesada		RENAULT CLIO CUP III	5 SMC	189.1	Entrenamiento cronometrado



Circuito del Jarama
División 2
Entrenamiento cronometrado
Tiempos Parada en Pit

1 Juan Carlos Lopez Olmo MERCEDES BENZ 190E
 C-L EFICAR TEAM

Nr.	Hora Día Entrada	Tiempo Entrada	Tiempo Salida	Tiempo Box	T. Box Total
1	10:56:08.417	10:56:08.417	11:02:11.318	0:06:02.901	0:06:02.901

3 Antonio Castro Ortega Porsche 968 Turbo
 C-L A.E.C.D.

Nr.	Hora Día Entrada	Tiempo Entrada	Tiempo Salida	Tiempo Box	T. Box Total
1	10:54:24.762	10:54:24.762	10:56:10.752	0:01:45.990	0:01:45.990
2	11:02:36.628	11:02:36.628	11:05:51.942	0:03:15.314	0:05:01.304

4 Tomas Moreno Garcia Mercedes Benz 190
 C-L ESCUDERIA MADRID HISTORICO

Nr.	Hora Día Entrada	Tiempo Entrada	Tiempo Salida	Tiempo Box	T. Box Total
1	10:55:16.448	10:55:16.448	11:00:07.526	0:04:51.078	0:04:51.078
2	11:09:54.171	11:09:54.171	11:14:54.229	0:05:00.058	0:09:51.136

6 Francisco Comendador Romero SUBARU WRX Sti
 8 C.D.E. DEYSCOM SPORT

Nr.	Hora Día Entrada	Tiempo Entrada	Tiempo Salida	Tiempo Box	T. Box Total
1	11:00:06.163	11:00:06.163	11:03:57.708	0:03:51.545	0:03:51.545

8 Lucas Gonzalez-Anleo Polo PORSCHE 968 CS
 C-L A.E.C.D.

Nr.	Hora Día Entrada	Tiempo Entrada	Tiempo Salida	Tiempo Box	T. Box Total
1	10:59:19.154	10:59:19.154	11:02:34.023	0:03:14.869	0:03:14.869
2	11:13:05.994	11:13:05.994	11:15:36.086	0:02:30.092	0:05:44.961

9 Leonardo Quesada Bolaños RENAULT CLIO CUP III
 5 SMC Junior Motorsport

Nr.	Hora Día Entrada	Tiempo Entrada	Tiempo Salida	Tiempo Box	T. Box Total
1	10:55:05.741	10:55:05.741	10:59:31.120	0:04:25.379	0:04:25.379

10 Busian Fontan Alcalde RENAULT CLIO CUP III
 5 SMC Junior Motorsport

Nr.	Hora Día Entrada	Tiempo Entrada	Tiempo Salida	Tiempo Box	T. Box Total
1	11:02:20.961	11:02:20.961	11:04:01.873	0:01:40.912	0:01:40.912

11 Roberto Alexander Del Pino PEUGEOT 308 Racing Cup
 7 SMC Junior Motorsport

Nr.	Hora Día Entrada	Tiempo Entrada	Tiempo Salida	Tiempo Box	T. Box Total
1	10:58:49.675	10:58:49.675	11:00:57.714	0:02:08.039	0:02:08.039

12 Plazio Gomez - Plazio Gomez PEUGEOT 308 Racing Cup
 7 PCR SPORT CLUB ESPORTIU

Nr.	Hora Día Entrada	Tiempo Entrada	Tiempo Salida	Tiempo Box	T. Box Total
1	10:58:48.520	10:58:48.520	11:00:54.366	0:02:05.846	0:02:05.846

15 Juan Carlos Esteban Garcia SEAT LEON MK 2
 7 R A C E

Nr.	Hora Día Entrada	Tiempo Entrada	Tiempo Salida	Tiempo Box	T. Box Total
1	11:04:31.118	11:04:31.118	11:07:04.141	0:02:33.023	0:02:33.023

22 Diego Candado Conesa PORSCHE 997 Cup
 9 C.D.E. ULTIMA VUELTA

Nr.	Hora Día Entrada	Tiempo Entrada	Tiempo Salida	Tiempo Box	T. Box Total
1	10:50:34.020	10:50:34.020	10:52:27.215	0:01:53.195	0:01:53.195
2	11:03:34.581	11:03:34.581	11:05:17.996	0:01:43.415	0:03:36.610

23 Pedro José Herraiz Alijas RENAULT CLIO CUP III
 5 R A C E

Nr.	Hora Día Entrada	Tiempo Entrada	Tiempo Salida	Tiempo Box	T. Box Total
1	11:06:05.455	11:06:05.455	11:07:39.253	0:01:33.798	0:01:33.798

25 Carlos Luna Mesonero RENAULT CLIO CUP IV
 6 SMC Junior Motorsport

Nr.	Hora Día Entrada	Tiempo Entrada	Tiempo Salida	Tiempo Box	T. Box Total
1	11:01:39.318	11:01:39.318	11:04:51.930	0:03:12.612	0:03:12.612

27 Iñigo Moreno De Cala RENAULT CLIO CUP III
 5 SMC Junior Motorsport

Nr.	Hora Día Entrada	Tiempo Entrada	Tiempo Salida	Tiempo Box	T. Box Total
1	11:02:06.972	11:02:06.972	11:04:17.385	0:02:10.413	0:02:10.413

28 Alejandro Geppert Romero HYUNDAI I30 CET
 6 SMC Junior Motorsport

Nr.	Hora Día Entrada	Tiempo Entrada	Tiempo Salida	Tiempo Box	T. Box Total
1	11:04:50.432	11:04:50.432	11:09:21.034	0:04:30.602	0:04:30.602

30 Juan Carlos Zorilla Hierro PORSCHE 968 CS
 C-L A.E.C.D.

Nr.	Hora Día Entrada	Tiempo Entrada	Tiempo Salida	Tiempo Box	T. Box Total
1	10:59:02.463	10:59:02.463	11:01:22.176	0:02:19.713	0:02:19.713

34 Eloy Iñigo Varas SEAT LEON MK 1
 6 R A C E

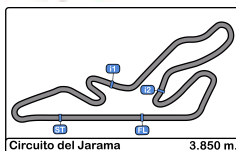
Nr.	Hora Día Entrada	Tiempo Entrada	Tiempo Salida	Tiempo Box	T. Box Total
1	10:50:44.284	10:50:44.284	10:54:59.192	0:04:14.908	0:04:14.908

35 Antonio Garcia Delicado RENAULT CLIO CUP IV
 6 SMC Junior Motorsport

Nr.	Hora Día Entrada	Tiempo Entrada	Tiempo Salida	Tiempo Box	T. Box Total
1	11:02:15.570	11:02:15.570	11:06:02.976	0:03:47.406	0:03:47.406

41 Diego Blanco Torrecilla Porsche 928
 C-L CLUB JARAMA SPORT

Nr.	Hora Día Entrada	Tiempo Entrada	Tiempo Salida	Tiempo Box	T. Box Total
1	10:58:26.669	10:58:26.669	11:01:24.608	0:02:57.939	0:02:57.939

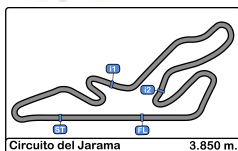


Circuito del Jarama
División 2
Entrenamiento cronometrado
Resultados Finales

Clas	Nº	Piloto	Concursante	Vehiculo	Cat	Clas	N.V.	V.R.	Tiempo	Dif 1º	Dif Ant.	Km/h
1	33	Juan Fco. Gastañaga Martínez	SMC Junior Motorsport	CUPRA TCR	8	1	15	14	1:40.955			137.2
2	6	Francisco Comendador Romero	C.D.E. DEYSCOM SPORT	SUBARU WRX Sti	8	2	14	12	1:41.310	0.355	0.355	136.8
3	22	Diego Candado Conesa	C.D.E. ULTIMA VUELTA	PORSCHE 997 Cup	9	1	14	11	1:42.602	1.647	1.292	135.0
4	15	Juan Carlos Esteban Garcia	R A C E	SEAT LEON MK 2	7	1	10	7	1:43.493	2.538	0.891	133.9
5	12	Plazio Gomez - Plazio Gomez	PCR SPORT CLUB ESPORTIU	PEUGEOT 308 Racing Cup	7	2	14	10	1:43.822	2.867	0.329	133.4
6	26	Alfonso Colomina Fajardo	SMC Junior Motorsport	PEUGEOT 308 Racing Cup	7	3	20	19	1:43.995	3.040	0.173	133.2
7	11	Roberto Alexander Del Pino	SMC Junior Motorsport	PEUGEOT 308 Racing Cup	7	4	15	10	1:44.425	3.470	0.430	132.7
8	20	Mario Alberto Moreno Rojas	SMC Junior Motorsport	KTM X-BOW	9	2	15	10	1:44.610	3.655	0.185	132.4
9	32	Jesús Angel Llorente Ramiro	SMC Junior Motorsport	Volkswagen Golf GTI TCR	8	3	9	7	1:45.087	4.132	0.477	131.8
10	56	Luis Benjamin Garcia Garcia	ESCUDERIA LEMANS	CUPRA TCR	8	4	19	6	1:47.780	6.825	2.693	128.5
11	28	Alejandro Geppert Romero	SMC Junior Motorsport	HYUNDAI I30 CET	6	1	13	9	1:47.904	6.949	0.124	128.4
12	3	Antonio Castro Ortega	A.E.C.D.	Porsche 968 Turbo	C-L	1	9	7	1:48.140	7.185	0.236	128.1
13	17	Moises Ruiz Medina	SMC Junior Motorsport	PEUGEOT RZC Racing Cup	6	2	17	15	1:48.231	7.276	0.091	128.0
14	14	Mariano Esteban Trilla	SMC Junior Motorsport	RENAULT CLIO CUP IV	6	3	SMC 6	5	1:48.626	7.671	0.395	127.5
15	34	Eloy Iñigo Varas	R A C E	SEAT LEON MK 1	6	4	13	7	1:49.304	8.349	0.678	126.8
16	1	Juan Carlos Lopez Olmo	EFICAR TEAM	MERCEDES BENZ	C-L	2	10	9	1:50.608	9.653	1.304	125.3
17	10	Busian Fontan Alcalde	SMC Junior Motorsport	RENAULT CLIO CUP III	5	1	SMC 16	15	1:50.700	9.745	0.092	125.2
18	35	Antonio Garcia Delicado	SMC Junior Motorsport	RENAULT CLIO CUP IV	6	5	SMC 17	15	1:51.096	10.141	0.396	124.7
19	27	Iñigo Moreno De Cala	SMC Junior Motorsport	RENAULT CLIO CUP III	5	2	SMC 14	11	1:51.169	10.214	0.073	124.6
20	23	Pedro José Herraiz Alijas	R A C E	RENAULT CLIO CUP III	5	3	SMC 16	7	1:51.394	10.439	0.225	124.4
21	29	Sergio Muñoz De La Vieja	R A C E	RENAULT CLIO CUP III	5	4	SMC 10	9	1:52.912	11.957	1.518	122.7
22	41	Diego Blanco Torrecilla	CLUB JARAMA SPORT	Porsche 928	C-L	3	9	4	1:53.573	12.618	0.661	122.0
23	30	Juan Carlos Zorrilla Hierro	A.E.C.D.	PORSCHE 968 CS	C-L	4	9	8	1:54.643	13.688	1.070	120.8
24	4	Tomas Moreno Garcia	ESCUDERIA MADRID HISTORICO	Mercedes Benz 190	C-L	5	12	12	1:54.714	13.759	0.071	120.8
25	8	Lucas Gonzalez-Anleo Polo	A.E.C.D.	PORSCHE 968 CS	C-L	6	14	13	1:57.415	16.460	2.701	118.0
26	9	Leonardo Quesada Bolaños	SMC Junior Motorsport	RENAULT CLIO CUP III	5	5	SMC 7	6	1:59.715	18.760	2.300	115.7
27	25	Carlos Luna Mesonero	SMC Junior Motorsport	RENAULT CLIO CUP IV	6	6	SMC 15	14	1:59.902	18.947	0.187	115.5

Publicada a las :.....

Comisarios Deportivos:	Director de Carrera:	Cronometrador:
-------------------------------	-----------------------------	---------------------------



Circuito del Jarama
División 2
2ª Carrera
Parrilla de Salida

27	25	Carlos Luna Mesonero	1:59.902	.14	1:59.715	Leonardo Quesada Bolaños	9	26
25	8	Lucas Gonzalez-Anleo Polo	1:57.415	.13	1:54.714	Tomas Moreno Garcia	4	24
23	30	Juan Carlos Zorilla Hierro	1:54.643	.12	1:53.573	Diego Blanco Torrecilla	41	22
21	29	Sergio Muñoz De La Vieja	1:52.912	.11	1:51.394	Pedro José Herraiz Alijas	23	20
19	27	Iñigo Moreno De Cala	1:51.169	.10	1:51.096	Antonio Garcia Delicado	35	18
17	10	Busian Fontan Alcalde	1:50.700	.9	1:50.608	Juan Carlos Lopez Olmo	1	16
15	34	Eloy Iñigo Varas	1:49.304	.8	1:48.626	Mariano Esteban Trilla	14	14
13	17	Moises Ruiz Medina	1:48.231	.7	1:48.140	Antonio Castro Ortega	3	12
11	28	Alejandro Geppert Romero	1:47.904	.6	1:47.780	Luis Benjamin Garcia Garcia	56	10
9	32	Jesús Angel Llorente Ramiro	1:45.087	.5	1:44.610	Mario Alberto Moreno Rojas	20	8
7	11	Roberto Alexander Del Pino	1:44.425	.4	1:43.995	Alfonso Colomina Fajardo	26	6
5	12	Oscar Plazio Gomez	1:43.822	.3	1:43.493	Juan Carlos Esteban Garcia	15	4
3	22	Diego Candado Conesa	1:42.602	.2	1:41.310	Francisco Comendador Rome	6	2
1	33	Juan Fco. Gastañaga Martine	1:40.955	.1				

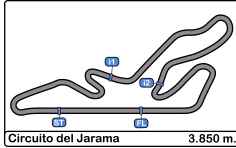


Pole

Publicada a las :

Comisarios Deportivos:

Cronometrador:



Circuito del Jarama

División 2

1ª Carrera

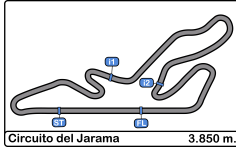
Resultados Provisionales

Cls	Nº	Concursante	Piloto 1	Piloto 2	Vehiculo	Cat	Cl	N.V.	Tiempo	Dif 1º	Dif Ant.	Km/h	V.R.	Tiempo	Km/h
1	33	SMC Junior Motorsport	Juan Fco. Gastañaga Martinez		CUPRA TCR	8	1	9	20:12.451			102.8	5	1:43.331	134.1
2	6	C.D.E. DEYSCOM SPORT	Francisco Comendador Romero		SUBARU WRX Sti	8	2	9	20:13.243	0.792	0.792	102.8	2	1:43.517	133.8
3	22	C.D.E. ULTIMA VUELTA	Diego Candado Conesa		PORSCHE 997 Cup	9	1	9	20:14.118	1.667	0.875	102.7	9	1:44.432	132.7
4	11	SMC Junior Motorsport	Roberto Alexander Del Pino		PEUGEOT 308 Racing Cup	7	1	9	20:17.564	5.113	3.446	102.4	3	1:45.605	131.2
5	32	SMC Junior Motorsport	Jesús Angel Llorente Ramiro		Volkswagen Golf GTI TCR	8	3	9	20:18.859	6.408	1.295	102.3	4	1:46.592	130.0
6	12	PCR SPORT CLUB ESPORTIU	Oscar Plazio Gomez	Carlos Plazio Gomez	PEUGEOT 308 Racing Cup	7	2	9	20:19.742	7.291	0.883	102.2	4	1:46.680	129.9
7	34	R A C E	Eloy Iñigo Varas		SEAT LEON MK 1	6	1	9	20:21.150	8.699	1.408	102.1	9	1:46.837	129.7
8	28	SMC Junior Motorsport	Alejandro Geppert Romero		HYUNDAI I30 CET	6	2	9	20:24.279	11.828	3.129	101.8	4	1:48.447	127.8
9	56	ESCUADERIA LEMANS	Luis Benjamin Garcia Garcia		CUPRA TCR	8	4	9	20:24.722	12.271	0.443	101.8	3	1:47.240	129.2
10	14	SMC Junior Motorsport	Mariano Esteban Trilla		RENAULT CLIO CUP IV	6	3	SMC 9	20:26.860	14.409	2.138	101.6	4	1:49.021	127.1
11	26	SMC Junior Motorsport	Alfonso Colomina Fajardo		PEUGEOT 308 Racing Cup	7	3	9	20:26.973	14.522	0.113	101.6	9	1:47.712	128.6
12	3	A.E.C.D.	Antonio Castro Ortega		Porsche 968 Turbo	C-L	1	9	20:27.816	15.365	0.843	101.5	5	1:47.312	129.1
13	17	SMC Junior Motorsport	Moises Ruiz Medina		PEUGEOT RZC Racing Cup	6	4	9	20:28.657	16.206	0.841	101.5	5	1:49.481	126.5
14	27	SMC Junior Motorsport	Iñigo Moreno De Cala		RENAULT CLIO CUP III	5	1	SMC 9	20:33.069	20.618	4.412	101.1	3	1:52.686	122.9
15	15	R A C E	Juan Carlos Esteban Garcia		SEAT LEON MK 2	7	4	9	20:33.473	21.022	0.404	101.1	4	1:44.721	132.3
16	1	EFICAR TEAM	Juan Carlos Lopez Olmo		MERCEDES BENZ 190E	C-L	2	9	20:33.591	21.140	0.118	101.1	5	1:51.814	123.9
17	23	R A C E	Pedro José Herraiz Alijas		RENAULT CLIO CUP III	5	2	SMC 9	20:35.879	23.428	2.288	100.9	5	1:52.435	123.2
18	10	SMC Junior Motorsport	Busian Fontan Alcalde		RENAULT CLIO CUP III	5	3	SMC 9	20:36.229	23.778	0.350	100.9	4	1:52.618	123.0
19	29	R A C E	Sergio Muñoz De La Vieja		RENAULT CLIO CUP III	5	4	SMC 9	20:37.110	24.659	0.881	100.8	9	1:53.272	122.3
20	4	ESCUADERIA MADRID	Tomas Moreno Garcia		Mercedes Benz 190	C-L	3	9	20:39.901	27.450	2.791	100.6	4	1:54.451	121.0
21	30	A.E.C.D.	Juan Carlos Zorilla Hierro		PORSCHE 968 CS	C-L	4	9	20:39.995	27.544	0.094	100.5	5	1:53.792	121.8
22	9	SMC Junior Motorsport	Leonardo Quesada Bolaños		RENAULT CLIO CUP III	5	5	SMC 9	20:47.911	35.460	7.916	99.9	9	1:58.213	117.2
23	25	SMC Junior Motorsport	Carlos Luna Mesonero		RENAULT CLIO CUP IV	6	5	SMC 9	20:56.546	44.095	8.635	99.2	9	2:03.839	111.9
No clasificados: (Requerimiento: 75% del numero de vueltas del lider = 7 Vueltas)															
20	SMC Junior Motorsport	Mario Alberto Moreno Rojas			KTM X-BOW	9	2	3	5:58.661	6 Vtas	6 Vtas	115.9	2	1:51.650	124.1
41	CLUB JARAMA SPORT	Diego Blanco Torrecilla			Porsche 928	C-L	5	3	6:08.425	6 Vtas	9.764	112.8	2	1:54.682	120.8
35	SMC Junior Motorsport	Antonio Garcia Delicado			RENAULT CLIO CUP IV	6	6	SMC 1	2:18.004	8 Vtas	2 Vtas	100.4	1	2:18.004	100.4
8	A.E.C.D.	Lucas Gonzalez-Anleo Polo			PORSCHE 968 CS	C-L	6								

Vta. rápida de Juan Fco. Gastañaga Martinez en 1:43.331 a 134.1 Km/h en la vuelta 5

Publicada a las :.....

Comisarios Deportivos:	Director de Carrera:	Cronometrador:
-------------------------------	-----------------------------	-----------------------



Circuito del Jarama

División 2

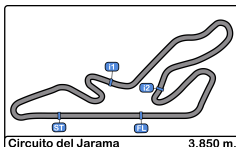
1ª Carrera

Resultados Provisionales por categoría

Cls	Nº	Concursante	Piloto 1	Piloto 2	Vehiculo	Cat	Cl	N.V.	Tiempo	Dif 1º	Dif Ant.	Km/h	V.R.	Tiempo	Km/h
Categoría CLASICOS-LEGEND															
1	3	A.E.C.D.	Antonio Castro Ortega		Porsche 968 Turbo	C-L	1	9	20:27.816			101.5	5	1:47.312	129.1
2	1	EFICAR TEAM	Juan Carlos Lopez Olmo		MERCEDES BENZ 190E	C-L	2	9	20:33.591	5.775	5.775	101.1	5	1:51.814	123.9
3	4	ESCUADERIA MADRID	Tomas Moreno Garcia		Mercedes Benz 190	C-L	3	9	20:39.901	12.085	6.310	100.6	4	1:54.451	121.0
4	30	A.E.C.D.	Juan Carlos Zorilla Hierro		PORSCHE 968 CS	C-L	4	9	20:39.995	12.179	0.094	100.5	5	1:53.792	121.8
No clasificados: (Requerimiento: 75% del numero de vueltas del lider = 7 Vueltas)															
41		CLUB JARAMA SPORT	Diego Blanco Torrecilla		Porsche 928	C-L	5	3	6:08.425	6 Vtas	6 Vtas	112.8	2	1:54.682	120.8
8		A.E.C.D.	Lucas Gonzalez-Anleo Polo		PORSCHE 968 CS	C-L	6								
Categoría 5															
1	27	SMC Junior Motorsport	Iñigo Moreno De Cala		RENAULT CLIO CUP III	5	1	SMC 9	20:33.069			101.1	3	1:52.686	122.9
2	23	R A C E	Pedro José Herraiz Alijas		RENAULT CLIO CUP III	5	2	SMC 9	20:35.879	2.810	2.810	100.9	5	1:52.435	123.2
3	10	SMC Junior Motorsport	Busian Fontan Alcalde		RENAULT CLIO CUP III	5	3	SMC 9	20:36.229	3.160	0.350	100.9	4	1:52.618	123.0
4	29	R A C E	Sergio Muñoz De La Vieja		RENAULT CLIO CUP III	5	4	SMC 9	20:37.110	4.041	0.881	100.8	9	1:53.272	122.3
5	9	SMC Junior Motorsport	Leonardo Quesada Bolaños		RENAULT CLIO CUP III	5	5	SMC 9	20:47.911	14.842	10.801	99.9	9	1:58.213	117.2
Categoría 9															
1	22	C.D.E. ULTIMA VUELTA	Diego Candado Conesa		PORSCHE 997 Cup	9	1	9	20:14.118			102.7	9	1:44.432	132.7
No clasificados: (Requerimiento: 75% del numero de vueltas del lider = 7 Vueltas)															
20		SMC Junior Motorsport	Mario Alberto Moreno Rojas		KTM X-BOW	9	2	3	5:58.661	6 Vtas	6 Vtas	115.9	2	1:51.650	124.1
Categoría 6															
1	34	R A C E	Eloy Iñigo Varas		SEAT LEON MK 1	6	1	9	20:21.150			102.1	9	1:46.837	129.7
2	28	SMC Junior Motorsport	Alejandro Geppert Romero		HYUNDAI I30 CET	6	2	9	20:24.279	3.129	3.129	101.8	4	1:48.447	127.8
3	14	SMC Junior Motorsport	Mariano Esteban Trilla		RENAULT CLIO CUP IV	6	3	SMC 9	20:26.860	5.710	2.581	101.6	4	1:49.021	127.1
4	17	SMC Junior Motorsport	Moises Ruiz Medina		PEUGEOT RZC Racing Cup	6	4	9	20:28.657	7.507	1.797	101.5	5	1:49.481	126.5
5	25	SMC Junior Motorsport	Carlos Luna Mesonero		RENAULT CLIO CUP IV	6	5	SMC 9	20:56.546	35.396	27.889	99.2	9	2:03.839	111.9
No clasificados: (Requerimiento: 75% del numero de vueltas del lider = 7 Vueltas)															
35		SMC Junior Motorsport	Antonio Garcia Delicado		RENAULT CLIO CUP IV	6	6	SMC 1	2:18.004	8 Vtas	8 Vtas	100.4	1	2:18.004	100.4

Publicada a las :.....

Comisarios Deportivos:	Director de Carrera:	Cronometrador:
-------------------------------	-----------------------------	---------------------------



Circuito del Jarama

División 2

1ª Carrera

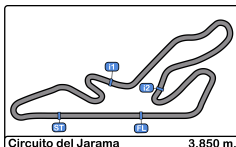
Resultados Provisionales por categoría

Cls	Nº	Concursante	Piloto 1	Piloto 2	Vehiculo	Cat	Cl	N.V.	Tiempo	Dif 1º	Dif Ant.	Km/h	V.R.	Tiempo	Km/h
Categoría 7															
1	11	SMC Junior Motorsport	Roberto Alexander Del Pino		PEUGEOT 308 Racing Cup	7	1	9	20:17.564			102.4	3	1:45.605	131.2
2	12	PCR SPORT CLUB ESPORTIU	Oscar Plazio Gomez	Carlos Plazio Gomez	PEUGEOT 308 Racing Cup	7	2	9	20:19.742	2.178	2.178	102.2	4	1:46.680	129.9
3	26	SMC Junior Motorsport	Alfonso Colomina Fajardo		PEUGEOT 308 Racing Cup	7	3	9	20:26.973	9.409	7.231	101.6	9	1:47.712	128.6
4	15	R A C E	Juan Carlos Esteban Garcia		SEAT LEON MK 2	7	4	9	20:33.473	15.909	6.500	101.1	4	1:44.721	132.3
Categoría 8															
1	33	SMC Junior Motorsport	Juan Fco. Gastañaga Martinez		CUPRA TCR	8	1	9	20:12.451			102.8	5	1:43.331	134.1
2	6	C.D.E. DEYSCOM SPORT	Francisco Comendador Romero		SUBARU WRX Sti	8	2	9	20:13.243	0.792	0.792	102.8	2	1:43.517	133.8
3	32	SMC Junior Motorsport	Jesús Angel Llorente Ramiro		Volkswagen Golf GTI TCR	8	3	9	20:18.859	6.408	5.616	102.3	4	1:46.592	130.0
4	56	ESCUADERIA LEMANS	Luis Benjamin Garcia Garcia		CUPRA TCR	8	4	9	20:24.722	12.271	5.863	101.8	3	1:47.240	129.2

Vta. rápida de Juan Fco. Gastañaga Martinez en 1:43.331 a 134.1 Km/h en la vuelta 5

Publicada a las :.....

Comisarios Deportivos:	Director de Carrera:	Cronometrador:
-------------------------------	-----------------------------	---------------------------



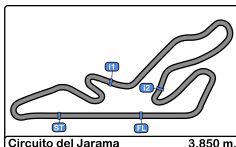
Circuito del Jarama

División 2

1ª Carrera

Clasificación Provisional por Vuelta Rápida de Piloto

Clas	Nº	Concursante	Vehiculo	Piloto	Cat	Clas	N.V.	V.R.	Tiempo	Dif 1º	Dif Ant.	Km/h
1	33	SMC Junior Motorsport	CUPRA TCR	Juan Fco. Gastañaga Martinez	8	1	9	5	1:43.331			134.1
2	6	C.D.E. DEYSCOM SPORT	SUBARU WRX Sti	Francisco Comendador Romero	8	2	9	2	1:43.517	0.186	0.186	133.8
3	22	C.D.E. ULTIMA VUELTA	PORSCHE 997 Cup	Diego Candado Conesa	9	1	9	9	1:44.432	1.101	0.915	132.7
4	15	R A C E	SEAT LEON MK 2	Juan Carlos Esteban Garcia	7	1	9	4	1:44.721	1.390	0.289	132.3
5	11	SMC Junior Motorsport	PEUGEOT 308 Racing Cup	Roberto Alexander Del Pino	7	2	9	3	1:45.605	2.274	0.884	131.2
6	32	SMC Junior Motorsport	Volkswagen Golf GTI TCR	Jesús Angel Llorente Ramiro	8	3	9	4	1:46.592	3.261	0.987	130.0
7	12	PCR SPORT CLUB ESPORTIU	PEUGEOT 308 Racing Cup	Oscar Plazio Gomez	7	3	9	4	1:46.680	3.349	0.088	129.9
8	34	R A C E	SEAT LEON MK 1	Eloy Iñigo Varas	6	1	9	9	1:46.837	3.506	0.157	129.7
9	56	ESCUADERIA LEMANS	CUPRA TCR	Luis Benjamin Garcia Garcia	8	4	9	3	1:47.240	3.909	0.403	129.2
10	3	A.E.C.D.	Porsche 968 Turbo	Antonio Castro Ortega	C-L	1	9	5	1:47.312	3.981	0.072	129.1
11	26	SMC Junior Motorsport	PEUGEOT 308 Racing Cup	Alfonso Colomina Fajardo	7	4	9	9	1:47.712	4.381	0.400	128.6
12	28	SMC Junior Motorsport	HYUNDAI I30 CET	Alejandro Geppert Romero	6	2	9	4	1:48.447	5.116	0.735	127.8
13	14	SMC Junior Motorsport	RENAULT CLIO CUP IV	Mariano Esteban Trilla	6	3	SMC	9	1:49.021	5.690	0.574	127.1
14	17	SMC Junior Motorsport	PEUGEOT RZC Racing Cup	Moises Ruiz Medina	6	4	9	5	1:49.481	6.150	0.460	126.5
15	20	SMC Junior Motorsport	KTM X-BOW	Mario Alberto Moreno Rojas	9	2	3	2	1:51.650	8.319	2.169	124.1
16	1	EFICAR TEAM	MERCEDES BENZ 190E	Juan Carlos Lopez Olmo	C-L	2	9	5	1:51.814	8.483	0.164	123.9
17	23	R A C E	RENAULT CLIO CUP III	Pedro José Herraiz Alijas	5	1	SMC	9	1:52.435	9.104	0.621	123.2
18	10	SMC Junior Motorsport	RENAULT CLIO CUP III	Busian Fontan Alcalde	5	2	SMC	9	1:52.618	9.287	0.183	123.0
19	27	SMC Junior Motorsport	RENAULT CLIO CUP III	Iñigo Moreno De Cala	5	3	SMC	9	1:52.686	9.355	0.068	122.9
20	29	R A C E	RENAULT CLIO CUP III	Sergio Muñoz De La Vieja	5	4	SMC	9	1:53.272	9.941	0.586	122.3
21	30	A.E.C.D.	PORSCHE 968 CS	Juan Carlos Zorilla Hierro	C-L	3	9	5	1:53.792	10.461	0.520	121.8
22	4	ESCUADERIA MADRID	Mercedes Benz 190	Tomas Moreno Garcia	C-L	4	9	4	1:54.451	11.120	0.659	121.0
23	41	CLUB JARAMA SPORT	Porsche 928	Diego Blanco Torrecilla	C-L	5	3	2	1:54.682	11.351	0.231	120.8
24	9	SMC Junior Motorsport	RENAULT CLIO CUP III	Leonardo Quesada Bolaños	5	5	SMC	9	1:58.213	14.882	3.531	117.2
25	25	SMC Junior Motorsport	RENAULT CLIO CUP IV	Carlos Luna Mesonero	6	5	SMC	9	2:03.839	20.508	5.626	111.9
26	35	SMC Junior Motorsport	RENAULT CLIO CUP IV	Antonio Garcia Delicado	6	6	SMC	1	2:18.004	34.673	14.165	100.4



Circuito del Jarama

División 2

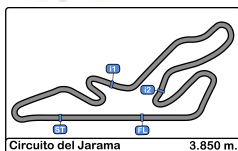
1ª Carrera

Distancia y Velocidad Media

Cls	Nº	Concursante	Piloto 1	Piloto 2	Vehiculo	Cat	Cls	Vtas.	Distancia	Tiempo	Km/h
1	33	SMC Junior Motorsport	Juan Fco. Gastañaga		CUPRA TCR	8	1	9	34.65	20:12.451	102.8
2	6	C.D.E. DEYSCOM SPORT	Francisco Comendador		SUBARU WRX Sti	8	2	9	34.65	20:13.243	102.8
3	22	C.D.E. ULTIMA VUELTA	Diego Candado Conesa		PORSCHE 997 Cup	9	1	9	34.65	20:14.118	102.7
4	11	SMC Junior Motorsport	Roberto Alexander Del		PEUGEOT 308 Racing	7	1	9	34.65	20:17.564	102.4
5	32	SMC Junior Motorsport	Jesús Angel Llorente		Volkswagen Golf GTI TCR	8	3	9	34.65	20:18.859	102.3
6	12	PCR SPORT CLUB	<u>Oscar Plazio Gomez</u>	Carlos Plazio Gomez	PEUGEOT 308 Racing	7	2	9	34.65	20:19.742	102.2
7	34	R A C E	Eloy Iñigo Varas		SEAT LEON MK 1	6	1	9	34.65	20:21.150	102.1
8	28	SMC Junior Motorsport	Alejandro Geppert Romero		HYUNDAI I30 CET	6	2	9	34.65	20:24.279	101.8
9	56	ESCUADERIA LEMANS	Luis Benjamin Garcia		CUPRA TCR	8	4	9	34.65	20:24.722	101.8
10	14	SMC Junior Motorsport	Mariano Esteban Trilla		RENAULT CLIO CUP IV	6	3	SMC 9	34.65	20:26.860	101.6
11	26	SMC Junior Motorsport	Alfonso Colomina Fajardo		PEUGEOT 308 Racing	7	3	9	34.65	20:26.973	101.6
12	3	A.E.C.D.	Antonio Castro Ortega		Porsche 968 Turbo	C-L	1	9	34.65	20:27.816	101.5
13	17	SMC Junior Motorsport	Moises Ruiz Medina		PEUGEOT RZC Racing	6	4	9	34.65	20:28.657	101.5
14	27	SMC Junior Motorsport	Iñigo Moreno De Cala		RENAULT CLIO CUP III	5	1	SMC 9	34.65	20:33.069	101.1
15	15	R A C E	Juan Carlos Esteban		SEAT LEON MK 2	7	4	9	34.65	20:33.473	101.1
16	1	EFICAR TEAM	Juan Carlos Lopez Olmo		MERCEDES BENZ 190E	C-L	2	9	34.65	20:33.591	101.1
17	23	R A C E	Pedro José Herraiz Alijas		RENAULT CLIO CUP III	5	2	SMC 9	34.65	20:35.879	100.9
18	10	SMC Junior Motorsport	Busian Fontan Alcalde		RENAULT CLIO CUP III	5	3	SMC 9	34.65	20:36.229	100.9
19	29	R A C E	Sergio Muñoz De La Vieja		RENAULT CLIO CUP III	5	4	SMC 9	34.65	20:37.110	100.8
20	4	ESCUADERIA MADRID	Tomas Moreno Garcia		Mercedes Benz 190	C-L	3	9	34.65	20:39.901	100.6
21	30	A.E.C.D.	Juan Carlos Zorrilla Hierro		PORSCHE 968 CS	C-L	4	9	34.65	20:39.995	100.5
22	9	SMC Junior Motorsport	Leonardo Quesada		RENAULT CLIO CUP III	5	5	SMC 9	34.65	20:47.911	99.9
23	25	SMC Junior Motorsport	Carlos Luna Mesonero		RENAULT CLIO CUP IV	6	5	SMC 9	34.65	20:56.546	99.2

No clasificados: (Requerimiento: 75% del numero de vueltas del lider = 7 Vueltas)

20	SMC Junior Motorsport	Mario Alberto Moreno			KTM X-BOW	9	2	3	11.55	5:58.661	115.9
41	CLUB JARAMA SPORT	Diego Blanco Torrecilla			Porsche 928	C-L	5	3	11.55	6:08.425	112.8
35	SMC Junior Motorsport	Antonio Garcia Delicado			RENAULT CLIO CUP IV	6	6	SMC 1	03.85	2:18.004	100.4
8	A.E.C.D.	Lucas Gonzalez-Anleo			PORSCHE 968 CS	C-L	6				



Circuito del Jarama
División 2
1ª Carrera
Tiempos Por Vuelta

1	Juan Carlos Lopez Olmo	MERCEDES BENZ 190E	9	Leonardo Quesada Bolaños	RENAULT CLIO CUP III
	C-L	EFICAR TEAM		5	SMC Junior Motorsport

Vta. D	Tiempo	Sector 1	Sector 2	Sector 3	V. Max.	Elapsed	Vta. D	Tiempo	Sector 1	Sector 2	Sector 3	V. Max.	Elapsed
1	2:05.107	53.229	40.113	31.765	112.5	2:05.107	1	2:13.135	58.360	40.780	33.995	138.4	2:13.135
2	1:53.753	43.579	38.503	31.671	196.7	3:58.860	2	2:01.777	46.306	41.582	33.889	184.3	4:14.912
3	1:54.073	44.766	37.745	31.562	185.8	5:52.933	3	2:00.733	45.878	40.982	33.873	185.5	6:15.645
4	1:52.408	43.277	37.975	31.156	188.4	7:45.341	4	2:00.611	45.929	40.627	34.055	184.9	8:16.256
5	1:51.814	43.528	37.353	30.933	195.6	9:37.155	5	2:04.485	45.849	41.343	37.293	181.2	10:20.741
6	1:58.899	44.790	41.145	32.964	181.2	11:36.054	6	2:29.208	1:04.627	47.600	36.981	98.1	12:49.949
7	3:40.728	1:01.095	1:39.838	59.795	145.1	15:16.782	7	2:35.514	48.340	46.903	1:00.271	166.6	15:25.463
8	3:23.970	1:21.940	1:17.028	45.002	88.4	18:40.752	8	3:24.235	1:21.253	1:16.243	46.739	81.6	18:49.698
9	1:52.839	43.764	37.998	31.077	202.6	20:33.591	9	1:58.213	44.809	40.153	33.251	193.5	20:47.911

3	Antonio Castro Ortega	Porsche 968 Turbo	10	Busian Fontan Alcalde	RENAULT CLIO CUP III
	C-L	A.E.C.D.		5	SMC Junior Motorsport

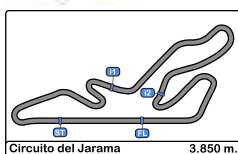
Vta. D	Tiempo	Sector 1	Sector 2	Sector 3	V. Max.	Elapsed	Vta. D	Tiempo	Sector 1	Sector 2	Sector 3	V. Max.	Elapsed
1	2:07.037	57.461	38.669	30.907	133.1	2:07.037	1	2:00.736	50.041	39.138	31.557	127.3	2:00.736
2	1:51.936	43.783	37.270	30.883	195.2	3:58.973	2	1:53.737	43.311	39.298	31.128	200.3	3:54.473
3	1:49.998	42.480	36.486	31.032	192.1	5:48.971	3	1:54.428	42.725	38.504	33.199	201.4	5:48.901
4	1:49.843	41.895	37.821	30.127	199.2	7:38.814	4	1:52.618	43.371	37.677	31.570	192.1	7:41.519
5	1:47.312	41.203	36.044	30.065	198.1	9:26.126	5	1:52.931	42.869	38.384	31.678	200.3	9:34.450
6	1:57.157	43.324	39.897	33.936	199.2	11:23.283	6	2:00.718	46.342	41.095	33.281	197.0	11:35.168
7	3:49.218	1:09.402	1:38.343	1:01.473	154.0	15:12.501	7	3:40.350	1:00.622	1:40.021	59.707	165.6	15:15.518
8	3:26.235	1:23.333	1:15.545	47.357	63.3	18:38.736	8	3:24.790	1:22.429	1:16.640	45.721	84.0	18:40.308
9	1:49.080	42.776	36.081	30.223	205.3	20:27.816	9	1:55.921	43.941	39.855	32.125	200.7	20:36.229

4	Tomas Moreno Garcia	Mercedes Benz 190	11	Roberto Alexander Del Pino	PEUGEOT 308 Racing Cup
	C-L	ESCUDERIA MADRID HISTORICO		7	SMC Junior Motorsport

Vta. D	Tiempo	Sector 1	Sector 2	Sector 3	V. Max.	Elapsed	Vta. D	Tiempo	Sector 1	Sector 2	Sector 3	V. Max.	Elapsed
1	2:02.906	51.999	38.832	32.075	137.0	2:02.906	1	1:50.688	44.815	36.062	29.811	134.6	1:50.688
2	1:55.177	44.133	38.710	32.334	199.6	3:58.083	2	1:46.800	41.519	35.592	29.689	215.5	3:37.488
3	1:56.474	45.583	38.785	32.106	195.6	5:54.557	3	1:45.605	40.819	35.017	29.769	206.8	5:23.093
4	1:54.451	43.926	38.544	31.981	200.0	7:49.008	4	1:46.437	41.382	35.128	29.927	196.7	7:09.530
5	1:55.421	44.728	38.646	32.047	199.2	9:44.429	5	1:49.157	41.645	36.204	31.308	194.2	8:58.687
6	2:04.962	46.745	42.569	35.648	170.6	11:49.391	6	2:01.017	42.142	36.908	41.967	191.8	10:59.704
7	3:31.631	52.614	1:39.242	59.775	156.9	15:21.022	7	4:01.817	1:23.277	1:34.423	1:04.117	92.2	15:01.521
8	3:23.874	1:20.770	1:18.028	45.076	82.6	18:44.896	8	3:29.208	1:25.220	1:15.629	48.359	64.3	18:30.729
9	1:55.005	44.414	38.273	32.318	194.5	20:39.901	9	1:46.835	41.567	35.450	29.818	218.6	20:17.564

6	Francisco Comendador Romero	SUBARU WRX Sti	12	Plazio Gomez - Plazio Gomez	PEUGEOT 308 Racing Cup
	8	C.D.E. DEYSCOM SPORT		7	PCR SPORT CLUB ESPORTIU

Vta. D	Tiempo	Sector 1	Sector 2	Sector 3	V. Max.	Elapsed	Vta. D	Tiempo	Sector 1	Sector 2	Sector 3	V. Max.	Elapsed
1	1:43.840	40.534	34.143	29.163	137.9	1:43.840	1 1	1:56.721	47.418	36.783	32.520	125.1	1:56.721
2	1:43.517	40.486	33.979	29.052	223.1	3:27.357	2 1	1:49.453	42.638	36.478	30.337	207.6	3:46.174
3	1:44.432	41.273	34.446	28.713	227.8	5:11.789	3 1	1:47.199	41.857	35.377	29.965	210.5	5:33.373
4	1:44.797	41.236	34.515	29.046	225.0	6:56.586	4 1	1:46.680	41.412	35.274	29.994	210.1	7:20.053
5	1:44.593	39.585	35.113	29.895	219.9	8:41.179	5 1	1:46.748	41.273	35.037	30.438	216.8	9:06.801
6	2:15.119	39.850	37.684	57.585	213.0	10:56.298	6 1	1:59.333	41.991	41.372	35.970	215.1	11:06.134
7	4:03.295	1:24.876	1:34.133	1:04.286	94.6	14:59.593	7 1	3:58.591	1:19.182	1:35.897	1:03.512	117.1	15:04.725
8	3:29.500	1:25.081	1:15.429	48.990	66.2	18:29.093	8 1	3:27.530	1:25.069	1:14.973	47.488	67.7	18:32.255
9	1:44.150	41.397	33.600	29.153	201.1	20:13.243	9 1	1:47.487	42.271	35.359	29.857	214.7	20:19.742



Circuito del Jarama
División 2
1ª Carrera
Tiempos Por Vuelta

14 Mariano Esteban Trilla **RENAULT CLIO CUP IV** **22** Diego Candado Conesa **PORSCHE 997 Cup**
 6 SMC Junior Motorsport 9 C.D.E. ULTIMA VUELTA

Vta. D	Tiempo	Sector 1	Sector 2	Sector 3	V. Max.	Elapsed	Vta. D	Tiempo	Sector 1	Sector 2	Sector 3	V. Max.	Elapsed
1	1:59.457	49.340	38.835	31.282	131.3	1:59.457	1	1:47.133	42.561	35.605	28.967	131.3	1:47.133
2	1:50.533	42.911	37.078	30.544	203.7	3:49.990	2	1:45.840	40.481	36.230	29.129	219.0	3:32.973
3	1:50.561	42.527	37.401	30.633	208.0	5:40.551	3	1:45.471	40.496	35.529	29.446	210.5	5:18.444
4	1:49.021	41.765	36.656	30.600	205.3	7:29.572	4	1:45.817	40.826	35.502	29.489	185.8	7:04.261
5	1:49.905	41.888	37.348	30.669	207.2	9:19.477	5	1:48.844	40.577	37.003	31.264	188.8	8:53.105
6	2:03.078	44.041	42.438	36.599	209.3	11:22.555	6	2:05.692	40.653	40.395	44.644	204.5	10:58.797
7	3:48.534	1:08.906	1:38.525	1:01.103	151.2	15:11.089	7	4:01.544	1:23.514	1:33.987	1:04.043	96.3	15:00.341
8	3:26.150	1:24.115	1:14.770	47.265	65.5	18:37.239	8	3:29.345	1:25.537	1:15.394	48.414	63.1	18:29.686
9	1:49.621	42.311	36.673	30.637	206.8	20:26.860	9	1:44.432	41.403	34.123	28.906	214.2	20:14.118

15 Juan Carlos Esteban Garcia **SEAT LEON MK 2** **23** Pedro José Herraiz Alijas **RENAULT CLIO CUP III**
 7 R A C E 5 R A C E

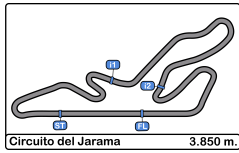
Vta. D	Tiempo	Sector 1	Sector 2	Sector 3	V. Max.	Elapsed	Vta. D	Tiempo	Sector 1	Sector 2	Sector 3	V. Max.	Elapsed
1	1:54.222	47.355	37.030	29.837	117.1	1:54.222	1	2:03.039	52.453	38.802	31.784	130.5	2:03.039
2	2:38.996	1:33.109	36.540	29.347	213.8	4:33.218	2	1:55.323	44.988	38.822	31.513	201.8	3:58.362
3	1:46.463	40.733	36.354	29.376	205.3	6:19.681	3	1:54.506	44.570	38.031	31.905	198.8	5:52.868
4	1:44.721	40.564	34.840	29.317	202.2	8:04.402	4	1:53.696	44.078	38.067	31.551	183.0	7:46.564
5	1:46.585	40.361	35.660	30.564	212.1	9:50.987	5	1:52.435	43.203	37.800	31.432	201.4	9:38.999
6	1:59.558	45.047	39.303	35.208	154.7	11:50.545	6	1:57.500	43.707	40.990	32.803	200.3	11:36.499
7	3:32.314	52.825	1:39.918	59.571	163.3	15:22.859	7	3:41.308	1:01.543	1:40.181	59.584	148.5	15:17.807
8	3:23.256	1:21.798	1:16.873	44.585	85.5	18:46.115	8	3:24.220	1:21.660	1:17.235	45.325	89.2	18:42.027
9	1:47.358	41.215	36.314	29.829	218.1	20:33.473	9	1:53.852	43.476	38.628	31.748	203.3	20:35.879

17 Moises Ruiz Medina **PEUGEOT RZC Racing Cup** **25** Carlos Luna Mesonero **RENAULT CLIO CUP IV**
 6 SMC Junior Motorsport 6 SMC Junior Motorsport

Vta. D	Tiempo	Sector 1	Sector 2	Sector 3	V. Max.	Elapsed	Vta. D	Tiempo	Sector 1	Sector 2	Sector 3	V. Max.	Elapsed
1	1:59.257	49.286	38.634	31.337	134.4	1:59.257	1	2:18.430	59.378	42.357	36.695	131.3	2:18.430
2	1:50.549	42.774	37.022	30.753	204.5	3:49.806	2	2:06.024	49.490	41.341	35.193	175.3	4:24.454
3	1:49.972	42.121	37.035	30.816	207.6	5:39.778	3	2:04.351	46.985	42.439	34.927	166.4	6:28.805
4	1:49.554	42.271	36.686	30.597	204.1	7:29.332	4	2:09.821	48.780	43.533	37.508	175.6	8:38.626
5	1:49.481	41.978	36.992	30.511	203.0	9:18.813	5	2:19.062	47.257	46.735	45.070	173.6	10:57.688
6	1:58.655	43.991	41.075	33.589	207.6	11:17.468	6	2:25.678	59.155	47.389	39.134	114.5	13:23.366
7	3:52.075	1:12.492	1:38.536	1:01.047	150.8	15:09.543	7	2:16.255	53.607	45.008	37.640	149.7	15:39.621
8	3:27.608	1:24.679	1:14.772	48.157	73.5	18:37.151	8	3:13.086	1:09.160	1:15.484	48.442	108.0	18:52.707
9	1:51.506	43.019	37.161	31.326	209.3	20:28.657	9	2:03.839	46.745	41.899	35.195	173.6	20:56.546

20 Mario Alberto Moreno Rojas **KTM X-BOW** **26** Alfonso Colomina Fajardo **PEUGEOT 308 Racing Cup**
 9 SMC Junior Motorsport 7 SMC Junior Motorsport

Vta. D	Tiempo	Sector 1	Sector 2	Sector 3	V. Max.	Elapsed	Vta. D	Tiempo	Sector 1	Sector 2	Sector 3	V. Max.	Elapsed
1	2:06.703	56.523	38.928	31.252		2:06.703	1	1:50.500	44.512	35.933	30.055	131.8	1:50.500
2	1:51.650	42.708	38.104	30.838		3:58.353	2	2:14.763	41.531	1:01.206	32.026	211.7	4:05.263
3	2:00.308 P	40.861	36.121	43.326		5:58.661	3	1:49.451	41.834	36.896	30.721	208.4	5:54.714
							4	1:48.794	42.591	36.415	29.788	214.7	7:43.508
							5	1:47.762	41.281	36.818	29.663	219.9	9:31.270
							6	1:54.825	43.389	38.556	32.880	217.7	11:26.095
							7	3:47.301	1:07.664	1:38.987	1:00.650	164.6	15:13.396
							8	3:25.865	1:23.167	1:15.885	46.813	78.2	18:39.261
							9	1:47.712	41.686	35.947	30.079	212.5	20:26.973



Circuito del Jarama
División 2
1ª Carrera
Tiempos Por Vuelta

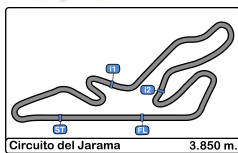
27							32						
Iñigo Moreno De Cala							Jesús Angel Llorente Ramiro						
5							8						
SMC Junior Motorsport							SMC Junior Motorsport						
Vta. D	Tiempo	Sector 1	Sector 2	Sector 3	V. Max.	Elapsed	Vta. D	Tiempo	Sector 1	Sector 2	Sector 3	V. Max.	Elapsed
1	2:00.601	49.934	38.968	31.699	132.6	2:00.601	1	1:56.379	47.776	37.527	31.076	138.9	1:56.379
2	1:53.282	43.259	38.447	31.576	200.0	3:53.883	2	1:48.486	41.417	36.365	30.704	223.1	3:44.865
3	1:52.686	43.053	38.042	31.591	198.5	5:46.569	3	1:47.531	41.467	35.687	30.377	220.4	5:32.396
4	1:54.356	43.445	39.414	31.497	197.0	7:40.925	4	1:46.592	41.037	35.308	30.247	220.4	7:18.988
5	1:52.814	43.026	38.416	31.372	198.1	9:33.739	5	1:46.805	40.688	35.586	30.531	224.5	9:05.793
6	2:01.315	46.651	41.124	33.540	196.7	11:35.054	6	1:59.168	40.875	42.290	36.003	225.9	11:04.961
7	3:39.640	1:00.201	1:39.428	1:00.011	172.8	15:14.694	7	3:57.616	1:19.343	1:34.512	1:03.761	122.1	15:02.577
8	3:25.370	1:22.890	1:15.997	46.483	78.4	18:40.064	8	3:29.429	1:25.726	1:15.267	48.436	69.2	18:32.006
9	1:53.005	43.578	37.947	31.480	197.8	20:33.069	9	1:46.853	41.261	35.405	30.187	224.5	20:18.859

28							33						
Alejandro Geppert Romero							Juan Fco. Gastañaga Martinez						
6							8						
SMC Junior Motorsport							SMC Junior Motorsport						
Vta. D	Tiempo	Sector 1	Sector 2	Sector 3	V. Max.	Elapsed	Vta. D	Tiempo	Sector 1	Sector 2	Sector 3	V. Max.	Elapsed
1	1:57.480	48.021	38.643	30.816	136.3	1:57.480	1	1:44.246	41.446	34.084	28.716	123.9	1:44.246
2	1:49.756	42.331	36.958	30.467	196.0	3:47.236	2	1:43.524	40.798	34.296	28.430	219.5	3:27.770
3	1:49.714	42.909	36.597	30.208	197.4	5:36.950	3	1:43.662	40.579	34.220	28.863	218.6	5:11.432
4	1:48.447	41.879	36.283	30.285	198.1	7:25.397	4	1:44.250	41.280	34.225	28.745	226.4	6:55.682
5	1:49.251	41.998	36.297	30.956	202.6	9:14.648	5	1:43.331	39.771	34.510	29.050	214.2	8:39.013
6	1:54.836	42.044	38.480	34.312	202.6	11:09.484	6	2:16.092	39.880	39.246	56.966	212.5	10:55.105
7	3:57.007	1:17.766	1:36.765	1:02.476	148.9	15:06.491	7	4:03.485	1:24.884	1:33.828	1:04.773	88.7	14:58.590
8	3:29.152	1:25.577	1:14.825	48.750	80.9	18:35.643	8	3:30.135	1:25.215	1:15.234	49.686	66.8	18:28.725
9	1:48.636	42.200	36.169	30.267	201.1	20:24.279	9	1:43.726	40.346	34.302	29.078	216.8	20:12.451

29							34						
Sergio Muñoz De La Vieja							Eloy Iñigo Varas						
5							6						
RACE							RACE						
Vta. D	Tiempo	Sector 1	Sector 2	Sector 3	V. Max.	Elapsed	Vta. D	Tiempo	Sector 1	Sector 2	Sector 3	V. Max.	Elapsed
1	2:06.007	54.269	39.808	31.930	126.0	2:06.007	1	1:58.386	48.964	38.051	31.371	141.5	1:58.386
2	1:55.725	44.180	39.723	31.822	189.1	4:01.732	2	1:49.224	42.358	36.517	30.349	200.7	3:47.610
3	1:53.768	43.245	38.183	32.340	190.4	5:55.500	3	1:48.625	42.099	36.440	30.086	204.5	5:36.235
4	1:53.715	43.233	38.983	31.499	196.7	7:49.215	4	1:48.184	41.533	36.439	30.212	210.9	7:24.419
5	1:53.759	43.846	38.418	31.495	196.7	9:42.974	5	1:47.477	41.405	35.816	30.256	206.8	9:11.896
6	1:58.465	43.393	42.662	32.410	196.3	11:41.439	6	1:55.195	41.635	37.849	35.711	211.3	11:07.091
7	3:38.779	58.783	1:40.116	59.880		15:20.218	7	3:58.515	1:19.080	1:36.363	1:03.072	129.1	15:05.606
8	3:23.620	1:20.730	1:17.612	45.278	97.5	18:43.838	8	3:28.707	1:25.019	1:15.148	48.540	72.2	18:34.313
9	1:53.272	43.247	38.509	31.516	194.5	20:37.110	9	1:46.837	41.544	35.596	29.697	216.0	20:21.150

30							35						
Juan Carlos Zorilla Hierro							Antonio Garcia Delicado						
C-L							6						
A.E.C.D.							SMC Junior Motorsport						
Vta. D	Tiempo	Sector 1	Sector 2	Sector 3	V. Max.	Elapsed	Vta. D	Tiempo	Sector 1	Sector 2	Sector 3	V. Max.	Elapsed
1	2:09.589	55.783	40.727	33.079	126.7	2:09.589	1	2:18.004	1:03.269	40.142	34.593	136.8	2:18.004
2	1:56.746	44.419	39.755	32.572	185.8	4:06.335	2		47.954			189.4	
3	1:56.054	43.907	37.998	34.149	191.1	6:02.389							
4	1:54.448	44.546	38.152	31.750	171.7	7:56.837							
5	1:53.792	43.510	38.395	31.887	189.1	9:50.629							
6	1:59.368	44.621	39.589	35.158	186.5	11:49.997							
7	3:31.815	52.932	1:39.208	59.675	153.4	15:21.812							
8	3:23.709	1:20.851	1:18.386	44.472	79.4	18:45.521							
9	1:54.474	44.109	38.647	31.718	178.2	20:39.995							

41						
Diego Blanco Torrecilla						
C-L						
CLUB JARAMA SPORT						
Vta. D	Tiempo	Sector 1	Sector 2	Sector 3	V. Max.	Elapsed
1	2:07.775	54.458	40.676	32.641	117.3	2:07.775
2	1:54.682	44.431	38.535	31.716	183.9	4:02.457
3	2:05.968	44.318	39.326	42.324	192.5	6:08.425
4		44.506	37.788		198.8	

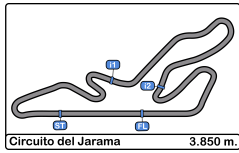


Circuito del Jarama
División 2
1ª Carrera
Tiempos Por Vuelta

56 Luis Benjamin Garcia Garcia CUPRA TCR

8 ESCUDERIA LEMANS

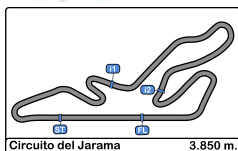
Vta. D	Tiempo	Sector 1	Sector 2	Sector 3	V. Max.	Elapsed
1	2:02.933	54.389	37.716	30.828	92.8	2:02.933
2	1:49.525	41.358	38.551	29.616	210.9	3:52.458
3	1:47.240	40.843	36.412	29.985	196.3	5:39.698
4	1:47.289	40.642	36.422	30.225	218.6	7:26.987
5	1:48.870	41.527	36.947	30.396	213.8	9:15.857
6	2:00.878	42.291	43.034	35.553	201.4	11:16.735
7	3:50.942	1:11.334	1:38.787	1:00.821	152.5	15:07.677
8	3:28.232	1:25.178	1:15.123	47.931	70.4	18:35.909
9	1:48.813	42.291	36.546	29.976	199.2	20:24.722



Circuito del Jarama
División 2
1ª Carrera
Análisis

Circuito del Jarama 3.850 m.

Num	T. Vta.	Dif	Num	T. Vta.	Dif	Num	T. Vta.	Dif	Num	T. Vta.	Dif	Num	T. Vta.	Dif
Vta 1			17	1:50.549	22.449	29	1:53.768	44.068	11	1:49.157	19.674	1	1:58.899	40.949
6	1:43.840		14	1:50.533	22.633	20	2:00.308	47.229	32	1:46.805	26.780	23	1:57.500	41.394
33	1:44.246	00.406	56	1:49.525	25.101	30	1:56.054	50.957	12	1:46.748	27.788	29	1:58.465	46.334
22	1:47.133	03.293	27	1:53.282	26.526	41	2:05.968	56.993	34	1:47.477	32.883	4	2:04.962	54.286
26	1:50.500	06.660	10	1:53.737	27.116	9	2:00.733	1:04.213	28	1:49.251	35.635	30	1:59.368	54.892
11	1:50.688	06.848	4	1:55.177	30.726	15	1:46.463	1:08.249	56	1:48.870	36.844	15	1:59.558	55.440
15	1:54.222	10.382	20	1:51.650	30.996	25	2:04.351	1:17.373	17	1:49.481	39.800	9	2:29.208	1:54.844
32	1:56.379	12.539	23	1:55.323	31.005	Num T. Vta. Dif			14	1:49.905	40.464	25	2:25.678	2:28.261
12	1:56.721	12.881	1	1:53.753	31.503	Vta 4			3	1:47.312	47.113	Num T. Vta. Dif		
28	1:57.480	13.640	3	1:51.936	31.616	33	1:44.250		26	1:47.762	52.257	Vta 7		
34	1:58.386	14.546	29	1:55.725	34.375	6	1:44.797	00.904	27	1:52.814	54.726	33	4:03.485	
17	1:59.257	15.417	41	1:54.682	35.100	22	1:45.817	08.579	10	1:52.931	55.437	6	4:03.295	01.003
14	1:59.457	15.617	26	2:14.763	37.906	11	1:46.437	13.848	1	1:51.814	58.142	22	4:01.544	01.751
27	2:00.601	16.761	30	1:56.746	38.978	32	1:46.592	23.306	23	1:52.435	59.986	11	4:01.817	02.931
10	2:00.736	16.896	9	2:01.777	47.555	12	1:46.680	24.371	29	1:53.759	1:03.961	32	3:57.616	03.987
4	2:02.906	19.066	25	2:06.024	57.097	34	1:48.184	28.737	4	1:55.421	1:05.416	12	3:58.591	06.135
56	2:02.933	19.093	15	2:38.996	1:05.861	28	1:48.447	29.715	30	1:53.792	1:11.616	34	3:58.515	07.016
23	2:03.039	19.199	Num T. Vta. Dif			56	1:47.289	31.305	15	1:46.585	1:11.974	28	3:57.007	07.901
1	2:05.107	21.267	Vta 3			17	1:49.554	33.650	9	2:04.485	1:41.728	56	3:50.942	09.087
29	2:06.007	22.167	33	1:43.662		14	1:49.021	33.890	Num T. Vta. Dif			17	3:52.075	10.953
20	2:06.703	22.863	6	1:44.432	00.357	3	1:49.843	43.132	Vta 6			14	3:48.534	12.499
3	2:07.037	23.197	22	1:45.471	07.012	27	1:54.356	45.243	33	2:16.092		3	3:49.218	13.911
41	2:07.775	23.935	11	1:45.605	11.661	10	1:52.618	45.837	6	2:15.119	01.193	26	3:47.301	14.806
30	2:09.589	25.749	32	1:47.531	20.964	26	1:48.794	47.826	25	2:19.062	1 Lap	27	3:39.640	16.104
9	2:13.135	29.295	12	1:47.199	21.941	1	1:52.408	49.659	22	2:05.692	03.692	10	3:40.350	16.928
35	2:18.004	34.164	34	1:48.625	24.803	23	1:53.696	50.882	11	2:01.017	04.599	1	3:40.728	18.192
25	2:18.430	34.590	28	1:49.714	25.518	4	1:54.451	53.326	32	1:59.168	09.856	23	3:41.308	19.217
Num T. Vta. Dif			56	1:47.240	28.266	29	1:53.715	53.533	12	1:59.333	11.029	29	3:38.779	21.628
Vta 2			17	1:49.972	28.346	30	1:54.448	1:01.155	34	1:55.195	11.986	4	3:31.631	22.432
6	1:43.517		14	1:50.561	29.119	15	1:44.721	1:08.720	28	1:54.836	14.379	30	3:31.815	23.222
33	1:43.524	00.413	27	1:52.686	35.137	9	2:00.611	1:20.574	56	2:00.878	21.630	15	3:32.314	24.269
22	1:45.840	05.616	10	1:54.428	37.469	25	2:09.821	1:42.944	17	1:58.655	22.363	9	2:35.514	26.873
11	1:46.800	10.131	3	1:49.998	37.539	Num T. Vta. Dif			14	2:03.078	27.450	25	2:16.255	41.031
32	1:48.486	17.508	23	1:54.506	41.436	Vta 5			3	1:57.157	28.178	Num T. Vta. Dif		
12	1:49.453	18.817	1	1:54.073	41.501	33	1:43.331		26	1:54.825	30.990	Vta 8		
28	1:49.756	19.879	4	1:56.474	43.125	6	1:44.593	02.166	27	2:01.315	39.949	33	3:30.135	
34	1:49.224	20.253	26	1:49.451	43.282	22	1:48.844	14.092	10	2:00.718	40.063	6	3:29.500	00.368



Circuito del Jarama

División 2

1ª Carrera

Análisis

Num	T. Vta.	Dif	Num	T. Vta.	Dif
22	3:29.345	00.961	15	1:47.358	21.022
11	3:29.208	02.004	1	1:52.839	21.140
32	3:29.429	03.281	23	1:53.852	23.428
12	3:27.530	03.530	10	1:55.921	23.778
34	3:28.707	05.588	29	1:53.272	24.659
28	3:29.152	06.918	4	1:55.005	27.450
56	3:28.232	07.184	30	1:54.474	27.544
17	3:27.608	08.426	9	1:58.213	35.460
14	3:26.150	08.514	25	2:03.839	44.095
3	3:26.235	10.011			
26	3:25.865	10.536			
27	3:25.370	11.339			
10	3:24.790	11.583			
1	3:23.970	12.027			
23	3:24.220	13.302			
29	3:23.620	15.113			
4	3:23.874	16.171			
30	3:23.709	16.796			
15	3:23.256	17.390			
9	3:24.235	20.973			
25	3:13.086	23.982			

Num	T. Vta.	Dif
-----	---------	-----

Vta 9

33	1:43.726	
6	1:44.150	00.792
22	1:44.432	01.667
11	1:46.835	05.113
32	1:46.853	06.408
12	1:47.487	07.291
34	1:46.837	08.699
28	1:48.636	11.828
56	1:48.813	12.271
14	1:49.621	14.409
26	1:47.712	14.522
3	1:49.080	15.365
17	1:51.506	16.206
27	1:53.005	20.618



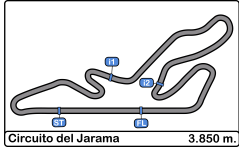
Circuito del Jarama

División 2

1ª Carrera

Mejores Sectores

Sector - 1				Sector - 2				Sector - 3				Vuelta Ideal vs Mejor Vuelta				
Clas	Nº	Piloto	Tiempo	Nº	Piloto	Tiempo	Nº	Piloto	Tiempo	Clas	Nº	Piloto	Vta. Ideal	Mejor V.	Clas	
1	6	Francisco Comendador Romero	39.585	6	Francisco Comendador Romero	33.600	33	Juan Fco. Gastañaga Martínez	28.430	1	6	Francisco Comendador Romero	1:41.898	1:43.517	2	
2	33	Juan Fco. Gastañaga Martínez	39.771	33	Juan Fco. Gastañaga Martínez	34.084	6	Francisco Comendador Romero	28.713	2	33	Juan Fco. Gastañaga Martínez	1:42.285	1:43.331	1	
3	15	Juan Carlos Esteban Garcia	40.361	22	Diego Candado Cones	34.123	22	Diego Candado Cones	28.906	3	22	Diego Candado Cones	1:43.510	1:44.432	3	
4	22	Diego Candado Cones	40.481	15	Juan Carlos Esteban Garcia	34.840	15	Juan Carlos Esteban Garcia	29.317	4	15	Juan Carlos Esteban Garcia	1:44.518	1:44.721	4	
5	56	Luis Benjamin Garcia Garcia	40.642	11	Roberto Alexander Del Pino	35.017	56	Luis Benjamin Garcia Garcia	29.616	5	11	Roberto Alexander Del Pino	1:45.525	1:45.605	5	
6	32	Jesús Angel Llorente Ramiro	40.688	12	Plazio Gomez - Plazio Gomez	35.037	26	Alfonso Colomina Fajardo	29.663	6	12	Plazio Gomez - Plazio Gomez	1:46.167	1:46.680	7	
7	11	Roberto Alexander Del Pino	40.819	32	Jesús Angel Llorente Ramiro	35.308	11	Roberto Alexander Del Pino	29.689	7	32	Jesús Angel Llorente Ramiro	1:46.183	1:46.592	6	
8	20	Mario Alberto Moreno Rojas	40.861	34	Eloy Iñigo Varas	35.596	34	Eloy Iñigo Varas	29.697	8	56	Luis Benjamin Garcia Garcia	1:46.670	1:47.240	9	
9	3	Antonio Castro Ortega	41.203	26	Alfonso Colomina Fajardo	35.933	12	Plazio Gomez - Plazio Gomez	29.857	9	34	Eloy Iñigo Varas	1:46.698	1:46.837	8	
10	12	Plazio Gomez - Plazio Gomez	41.273	3	Antonio Castro Ortega	36.044	3	Antonio Castro Ortega	30.065	10	26	Alfonso Colomina Fajardo	1:46.877	1:47.712	11	
11	26	Alfonso Colomina Fajardo	41.281	20	Mario Alberto Moreno Rojas	36.121	32	Jesús Angel Llorente Ramiro	30.187	11	3	Antonio Castro Ortega	1:47.312	1:47.312	10	
12	34	Eloy Iñigo Varas	41.405	28	Alejandro Geppert	36.169	28	Alejandro Geppert	30.208	12	20	Mario Alberto Moreno Rojas	1:47.820	1:51.650	15	
13	14	Mariano Esteban Trilla	41.765	56	Luis Benjamin Garcia Garcia	36.412	17	Moises Ruiz Medina	30.511	13	28	Alejandro Geppert	1:48.256	1:48.447	12	
14	28	Alejandro Geppert	41.879	14	Mariano Esteban Trilla	36.656	14	Mariano Esteban Trilla	30.544	14	14	Mariano Esteban Trilla	1:48.965	1:49.021	13	
15	17	Moises Ruiz Medina	41.978	17	Moises Ruiz Medina	36.686	20	Mario Alberto Moreno Rojas	30.838	15	17	Moises Ruiz Medina	1:49.175	1:49.481	14	
16	10	Busian Fontan Alcalde	42.725	1	Juan Carlos Lopez Olm	37.353	1	Juan Carlos Lopez Olm	30.933	16	10	Busian Fontan Alcalde	1:51.530	1:52.618	18	
17	27	Iñigo Moreno De Cala	43.026	10	Busian Fontan Alcalde	37.677	10	Busian Fontan Alcalde	31.128	17	1	Juan Carlos Lopez Olm	1:51.563	1:51.814	16	
18	23	Pedro José Herraiz Alijas	43.203	41	Diego Blanco Torrecilla	37.788	27	Iñigo Moreno De Cala	31.372	18	27	Iñigo Moreno De Cala	1:52.345	1:52.686	19	
19	29	Sergio Muñoz De La Vieja	43.233	23	Pedro José Herraiz Alijas	37.800	23	Pedro José Herraiz Alijas	31.432	19	23	Pedro José Herraiz Alijas	1:52.435	1:52.435	17	
20	1	Juan Carlos Lopez Olm	43.277	27	Iñigo Moreno De Cala	37.947	29	Sergio Muñoz De La Vieja	31.495	20	29	Sergio Muñoz De La Vieja	1:52.911	1:53.272	20	
21	30	Juan Carlos Zorilla Hierro	43.510	30	Juan Carlos Zorilla Hierro	37.998	41	Diego Blanco Torrecilla	31.716	21	30	Juan Carlos Zorilla Hierro	1:53.226	1:53.792	21	
22	4	Tomas Moreno Garcia	43.926	29	Sergio Muñoz De La Vieja	38.183	30	Juan Carlos Zorilla Hierro	31.718	22	41	Diego Blanco Torrecilla	1:53.822	1:54.682	23	
23	41	Diego Blanco Torrecilla	44.318	4	Tomas Moreno Garcia	38.273	4	Tomas Moreno Garcia	31.981	23	4	Tomas Moreno Garcia	1:54.180	1:54.451	22	
24	9	Leonardo Quesada	44.809	35	Antonio Garcia Delicado	40.142	9	Leonardo Quesada	33.251	24	9	Leonardo Quesada	1:58.213	1:58.213	24	
25	25	Carlos Luna Mesonero	46.745	9	Leonardo Quesada	40.153	35	Antonio Garcia Delicado	34.593	25	35	Antonio Garcia Delicado	2:02.689	2:18.004	26	
26	35	Antonio Garcia Delicado	47.954	25	Carlos Luna Mesonero	41.341	25	Carlos Luna Mesonero	34.927	26	25	Carlos Luna Mesonero	2:03.013	2:03.839	25	



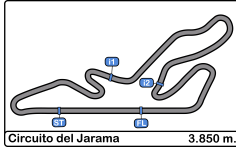
Circuito del Jarama

División 2

1ª Carrera

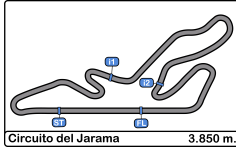
Secuencia Lider

<u>Nº</u>	<u>Concursante</u>	<u>Piloto 1</u>	<u>Piloto 2</u>	<u>Vehiculo</u>	<u>Cat</u>	<u>Vta. Inicio</u>	<u>Vta. Fin</u>	<u>Vtas</u>	<u>Total Vtas.</u>
6	C.D.E. DEYSCOM SPORT	Francisco Comendador		SUBARU WRX Sti	8	1	2	2	2
33	SMC Junior Motorsport	Juan Fco. Gastañaga		CUPRA TCR	8	3	9	7	7



Circuito del Jarama
División 2
1ª Carrera
5 Mejores Tiempos

Cl	Nº	Concursante	Piloto 1	Piloto 2	Vehiculo	Cat	Cl	Mejor 1		Mejor 2		Mejor 3		Mejor 4		Mejor 5	
								Tiempo	Vta	Tiempo	Vta	Tiempo	Vta	Tiempo	Vta	Tiempo	Vta
1	33	SMC Junior Motorsport	Juan Fco. Gastañaga Martinez		CUPRA TCR	8	1	1:43.331	5	1:43.524	2	1:43.662	3	1:43.726	9	1:44.246	1
2	6	C.D.E. DEYSCOM SPORT	Francisco Comendador Romero		SUBARU WRX Sti	8	2	1:43.517	2	1:43.840	1	1:44.150	9	1:44.432	3	1:44.593	5
3	22	C.D.E. ULTIMA VUELTA	Diego Candado Conesa		PORSCHE 997 Cup	9	1	1:44.432	9	1:45.471	3	1:45.817	4	1:45.840	2	1:47.133	1
4	15	R A C E	Juan Carlos Esteban Garcia		SEAT LEON MK 2	7	1	1:44.721	4	1:46.463	3	1:46.585	5	1:47.358	9	1:54.222	1
5	11	SMC Junior Motorsport	Roberto Alexander Del Pino		PEUGEOT 308 Racing Cup	7	2	1:45.605	3	1:46.437	4	1:46.800	2	1:46.835	9	1:49.157	5
6	32	SMC Junior Motorsport	Jesús Angel Llorente Ramiro		Volkswagen Golf GTI TCR	8	3	1:46.592	4	1:46.805	5	1:46.853	9	1:47.531	3	1:48.486	2
7	12	PCR SPORT CLUB ESPORTIU	Oscar Plazio Gomez	Carlos Plazio Gomez	PEUGEOT 308 Racing Cup	7	3	1:46.680	4	1:46.748	5	1:47.199	3	1:47.487	9	1:49.453	2
8	34	R A C E	Eloy Iñigo Varas		SEAT LEON MK 1	6	1	1:46.837	9	1:47.477	5	1:48.184	4	1:48.625	3	1:49.224	2
9	56	ESCUADERIA LEMANS	Luis Benjamin Garcia Garcia		CUPRA TCR	8	4	1:47.240	3	1:47.289	4	1:48.813	9	1:48.870	5	1:49.525	2
10	3	A.E.C.D.	Antonio Castro Ortega		Porsche 968 Turbo	C-L	1	1:47.312	5	1:49.080	9	1:49.843	4	1:49.998	3	1:51.936	2
11	26	SMC Junior Motorsport	Alfonso Colomina Fajardo		PEUGEOT 308 Racing Cup	7	4	1:47.712	9	1:47.762	5	1:48.794	4	1:49.451	3	1:50.500	1
12	28	SMC Junior Motorsport	Alejandro Geppert Romero		HYUNDAI I30 CET	6	2	1:48.447	4	1:48.636	9	1:49.251	5	1:49.714	3	1:49.756	2
13	14	SMC Junior Motorsport	Mariano Esteban Trilla		RENAULT CLIO CUP IV	6	3	SMC 1:49.021	4	1:49.621	9	1:49.905	5	1:50.533	2	1:50.561	3
14	17	SMC Junior Motorsport	Moises Ruiz Medina		PEUGEOT RZC Racing Cup	6	4	1:49.481	5	1:49.554	4	1:49.972	3	1:50.549	2	1:51.506	9
15	20	SMC Junior Motorsport	Mario Alberto Moreno Rojas		KTM X-BOW	9	2	1:51.650	2	2:00.308	3	2:06.703	1				
16	1	EFICAR TEAM	Juan Carlos Lopez Olmo		MERCEDES BENZ 190E	C-L	2	1:51.814	5	1:52.408	4	1:52.839	9	1:53.753	2	1:54.073	3
17	23	R A C E	Pedro José Herraiz Alijas		RENAULT CLIO CUP III	5	1	SMC 1:52.435	5	1:53.696	4	1:53.852	9	1:54.506	3	1:55.323	2
18	10	SMC Junior Motorsport	Busian Fontan Alcalde		RENAULT CLIO CUP III	5	2	SMC 1:52.618	4	1:52.931	5	1:53.737	2	1:54.428	3	1:55.921	9
19	27	SMC Junior Motorsport	Iñigo Moreno De Cala		RENAULT CLIO CUP III	5	3	SMC 1:52.686	3	1:52.814	5	1:53.005	9	1:53.282	2	1:54.356	4
20	29	R A C E	Sergio Muñoz De La Vieja		RENAULT CLIO CUP III	5	4	SMC 1:53.272	9	1:53.715	4	1:53.759	5	1:53.768	3	1:55.725	2
21	30	A.E.C.D.	Juan Carlos Zorilla Hierro		PORSCHE 968 CS	C-L	3	1:53.792	5	1:54.448	4	1:54.474	9	1:56.054	3	1:56.746	2
22	4	ESCUADERIA MADRID	Tomas Moreno Garcia		Mercedes Benz 190	C-L	4	1:54.451	4	1:55.005	9	1:55.177	2	1:55.421	5	1:56.474	3
23	41	CLUB JARAMA SPORT	Diego Blanco Torrecilla		Porsche 928	C-L	5	1:54.682	2	2:05.968	3	2:07.775	1				
24	9	SMC Junior Motorsport	Leonardo Quesada Bolaños		RENAULT CLIO CUP III	5	5	SMC 1:58.213	9	2:00.611	4	2:00.733	3	2:01.777	2	2:04.485	5
25	25	SMC Junior Motorsport	Carlos Luna Mesonero		RENAULT CLIO CUP IV	6	5	SMC 2:03.839	9	2:04.351	3	2:06.024	2	2:09.821	4	2:16.255	7
26	35	SMC Junior Motorsport	Antonio Garcia Delicado		RENAULT CLIO CUP IV	6	6	SMC 2:18.004	1								



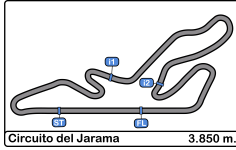
Circuito del Jarama

División 2

1ª Carrera

5 Mejores Velocidades

Cl	Nº	Concursante	Piloto 1	Piloto 2	Vehiculo	Cat	Cl	Top 1		Top 2		Top 3		Top 4		Top 5		Avg
								Km/h	Vta.	Km/h	Vta.	Km/h	Lap	Km/h	Lap	Km/h	Lap	
1	6	C.D.E. DEYSCOM SPORT	Francisco Comendador Romero		SUBARU WRX Sti	8	1	227.8	3	225.0	4	223.1	2	219.9	5	213.0	6	221.7
2	33	SMC Junior Motorsport	Juan Fco. Gastañaga Martinez		CUPRA TCR	8	2	226.4	4	219.5	2	218.6	3	216.8	9	214.2	5	219.1
3	32	SMC Junior Motorsport	Jesús Angel Llorente Ramiro		Volkswagen Golf GTI TCR	8	3	225.9	6	224.5	5	224.5	9	223.1	2	220.4	3	223.7
4	26	SMC Junior Motorsport	Alfonso Colomina Fajardo		PEUGEOT 308 Racing Cup	7	1	219.9	5	217.7	6	214.7	4	212.5	9	211.7	2	215.3
5	22	C.D.E. ULTIMA VUELTA	Diego Candado Conesa		PORSCHE 997 Cup	9	1	219.0	2	214.2	9	210.5	3	204.5	6	188.8	5	207.4
6	11	SMC Junior Motorsport	Roberto Alexander Del Pino		PEUGEOT 308 Racing Cup	7	2	218.6	9	215.5	2	206.8	3	196.7	4	194.2	5	206.4
7	56	ESCUADERIA LEMANS	Luis Benjamin Garcia Garcia		CUPRA TCR	8	4	218.6	4	213.8	5	210.9	2	201.4	6	199.2	9	208.8
8	15	R A C E	Juan Carlos Esteban Garcia		SEAT LEON MK 2	7	3	218.1	9	213.8	2	212.1	5	205.3	3	202.2	4	210.3
9	12	PCR SPORT CLUB ESPORTIU	Oscar Plazio Gomez	Carlos Plazio Gomez	PEUGEOT 308 Racing Cup	7	4	216.8	5	215.1	6	214.7	9	210.5	3	210.1	4	213.4
10	34	R A C E	Eloy Iñigo Varas		SEAT LEON MK 1	6	1	216.0	9	211.3	6	210.9	4	206.8	5	204.5	3	209.9
11	14	SMC Junior Motorsport	Mariano Esteban Trilla		RENAULT CLIO CUP IV	6	2	SMC 209.3	6	208.0	3	207.2	5	206.8	9	205.3	4	207.3
12	17	SMC Junior Motorsport	Moises Ruiz Medina		PEUGEOT RZC Racing Cup	6	3	209.3	9	207.6	3	207.6	6	204.5	2	204.1	4	206.6
13	3	A.E.C.D.	Antonio Castro Ortega		Porsche 968 Turbo	C-L	1	205.3	9	199.2	4	199.2	6	198.1	5	195.2	2	199.4
14	23	R A C E	Pedro José Herraiz Alijas		RENAULT CLIO CUP III	5	1	SMC 203.3	9	201.8	2	201.4	5	200.3	6	198.8	3	201.2
15	1	EFICAR TEAM	Juan Carlos Lopez Olmo		MERCEDES BENZ 190E	C-L	2	202.6	9	196.7	2	195.6	5	188.4	4	185.8	3	193.8
16	28	SMC Junior Motorsport	Alejandro Geppert Romero		HYUNDAI I30 CET	6	4	202.6	5	202.6	6	201.1	9	198.1	4	197.4	3	200.3
17	10	SMC Junior Motorsport	Busian Fontan Alcalde		RENAULT CLIO CUP III	5	2	SMC 201.4	3	200.7	9	200.3	2	200.3	5	197.0	6	200.0
18	4	ESCUADERIA MADRID	Tomas Moreno Garcia		Mercedes Benz 190	C-L	3	200.0	4	199.6	2	199.2	5	195.6	3	194.5	9	197.8
19	27	SMC Junior Motorsport	Iñigo Moreno De Cala		RENAULT CLIO CUP III	5	3	SMC 200.0	2	198.5	3	198.1	5	197.8	9	197.0	4	198.3
20	41	CLUB JARAMA SPORT	Diego Blanco Torrecilla		Porsche 928	C-L	4	198.8	4	192.5	3	183.9	2	117.3	1			173.1
21	29	R A C E	Sergio Muñoz De La Vieja		RENAULT CLIO CUP III	5	4	SMC 196.7	4	196.7	5	196.3	6	194.5	9	190.4	3	194.9
22	9	SMC Junior Motorsport	Leonardo Quesada Bolaños		RENAULT CLIO CUP III	5	5	SMC 193.5	9	185.5	3	184.9	4	184.3	2	181.2	5	185.9
23	30	A.E.C.D.	Juan Carlos Zorilla Hierro		PORSCHE 968 CS	C-L	5	191.1	3	189.1	5	186.5	6	185.8	2	178.2	9	186.1
24	35	SMC Junior Motorsport	Antonio Garcia Delicado		RENAULT CLIO CUP IV	6	5	SMC 189.4	2	136.8	1							163.1
25	25	SMC Junior Motorsport	Carlos Luna Mesonero		RENAULT CLIO CUP IV	6	6	SMC 175.6	4	175.3	2	173.6	5	173.6	9	166.4	3	172.9



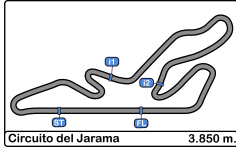
Circuito del Jarama

División 2

1ª Carrera

Secuencia Vueltas Rápidas

<u>Vta</u>	<u>Hora Día</u>	<u>Tiempo Sesión</u>	<u>Nº</u>	<u>Concursante</u>	<u>Piloto 1</u>	<u>Piloto 2</u>	<u>Vehículo</u>	<u>Cat</u>	<u>Tiempo</u>	<u>Km/h</u>
2	13:43:18.357	3:27.357	6	C.D.E. DEYSCOM SPORT	Francisco Comendador		SUBARU WRX Sti	8	1:43.517	133.8
5	13:48:30.013	8:39.013	33	SMC Junior Motorsport	Juan Fco. Gastañaga		CUPRA TCR	8	1:43.331	134.1



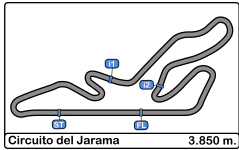
Circuito del Jarama

División 2

1ª Carrera

Mejor Maxima Velocidad del Evento

Cls	Nº	Concursante	Piloto 1	Piloto 2	Vehiculo	Cat	Km/h	Sesión
1	6	C.D.E. DEYSCOM SPORT	Francisco Comendador		SUBARU WRX Sti	8	227.8	1ª Carrera
2	32	SMC Junior Motorsport	Jesús Angel Llorente		Volkswagen Golf GTI TCR	8	226.8	Entrenamiento cronometrado
3	33	SMC Junior Motorsport	Juan Fco. Gastafiaga		CUPRA TCR	8	226.4	1ª Carrera
4	26	SMC Junior Motorsport	Alfonso Colomina Fajardo		PEUGEOT 308 Racing	7	220.8	Entrenamiento cronometrado
5	12	PCR SPORT CLUB	Oscar Plazio Gomez	Carlos Plazio Gomez	PEUGEOT 308 Racing	7	220.8	Entrenamiento cronometrado
6	22	C.D.E. ULTIMA VUELTA	Diego Candado Conesa		PORSCHE 997 Cup	9	219.0	1ª Carrera
7	56	ESCUADERIA LEMANS	Luis Benjamin Garcia		CUPRA TCR	8	218.6	1ª Carrera
8	11	SMC Junior Motorsport	Roberto Alexander Del		PEUGEOT 308 Racing	7	218.6	1ª Carrera
9	15	R A C E	Juan Carlos Esteban		SEAT LEON MK 2	7	218.1	1ª Carrera
10	34	R A C E	Eloy Iñigo Varas		SEAT LEON MK 1	6	216.0	1ª Carrera
11	14	SMC Junior Motorsport	Mariano Esteban Trilla		RENAULT CLIO CUP IV	6	SMC 209.3	1ª Carrera
12	17	SMC Junior Motorsport	Moises Ruiz Medina		PEUGEOT RZC Racing	6	209.3	1ª Carrera
13	28	SMC Junior Motorsport	Alejandro Geppert Romero		HYUNDAI I30 CET	6	205.3	Entrenamiento cronometrado
14	3	A.E.C.D.	Antonio Castro Ortega		Porsche 968 Turbo	C-L	205.3	Entrenamiento cronometrado
15	23	R A C E	Pedro José Herraiz Alijas		RENAULT CLIO CUP III	5	SMC 203.3	1ª Carrera
16	1	EFICAR TEAM	Juan Carlos Lopez Olmo		MERCEDES BENZ 190E	C-L	203.0	Entrenamiento cronometrado
17	35	SMC Junior Motorsport	Antonio Garcia Delicado		RENAULT CLIO CUP IV	6	SMC 202.2	Entrenamiento cronometrado
18	10	SMC Junior Motorsport	Busian Fontan Alcalde		RENAULT CLIO CUP III	5	SMC 201.4	1ª Carrera
19	29	R A C E	Sergio Muñoz De La Vieja		RENAULT CLIO CUP III	5	SMC 201.1	Entrenamiento cronometrado
20	27	SMC Junior Motorsport	Iñigo Moreno De Cala		RENAULT CLIO CUP III	5	SMC 200.0	Entrenamiento cronometrado
21	4	ESCUADERIA MADRID HISTORICO	Tomas Moreno Garcia		Mercedes Benz 190	C-L	200.0	1ª Carrera
22	41	CLUB JARAMA SPORT	Diego Blanco Torrecilla		Porsche 928	C-L	198.8	1ª Carrera
23	8	A.E.C.D.	Lucas Gonzalez-Anleo		PORSCHE 968 CS	C-L	198.1	Entrenamiento cronometrado
24	30	A.E.C.D.	Juan Carlos Zorilla Hierro		PORSCHE 968 CS	C-L	197.4	Entrenamiento cronometrado
25	9	SMC Junior Motorsport	Leonardo Quesada		RENAULT CLIO CUP III	5	SMC 193.5	1ª Carrera
26	25	SMC Junior Motorsport	Carlos Luna Mesonero		RENAULT CLIO CUP IV	6	SMC 192.5	Entrenamiento cronometrado



Circuito del Jarama

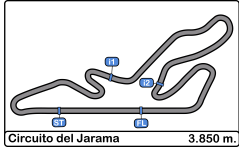
División 2

1ª Carrera

Cuentavueltas

VTA

Nr	Po	Grid	1	2	3	4	5	6	7	8	9
33	1	33	6	6	33	33	33	33	33	33	33
6	2	6	33	33	6	6	6	6	6	6	6
22	3	22	22	22	22	22	22	22	22	22	22
15	4	15	26	11	11	11	11	11	11	11	11
12	5	12	11	32	32	32	32	32	32	32	32
26	6	26	15	12	12	12	12	12	12	12	12
11	7	11	32	28	34	34	34	34	34	34	34
20	8	20	12	34	28	28	28	28	28	28	28
32	9	32	28	17	56	56	56	56	56	56	56
56	10	56	34	14	17	17	17	17	17	17	14
28	11	28	17	56	14	14	14	14	14	14	26
3	12	3	14	27	27	3	3	3	3	3	3
17	13	17	27	10	10	27	26	26	26	26	17
14	14	14	10	4	3	10	27	27	27	27	27
34	15	34	4	20	23	26	10	10	10	10	15
1	16	1	56	23	1	1	1	1	1	1	1
10	17	10	23	1	4	23	23	23	23	23	23
35	18	35	1	3	26	4	29	29	29	29	10
27	19	27	29	29	29	29	4	4	4	4	29
23	20	23	20	41	20	30	30	30	30	30	4
29	21	29	3	26	30	15	15	15	15	15	30
41	22	41	41	30	41	9	9	9	9	9	9
30	23	30	30	9	9	25	25	25	25	25	25
4	24	4	9	25	15						
8	25	8	35	15	25						
9	26	9	25								



Circuito del Jarama

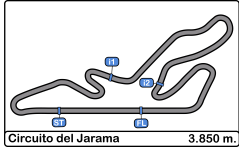
División 2

1ª Carrera

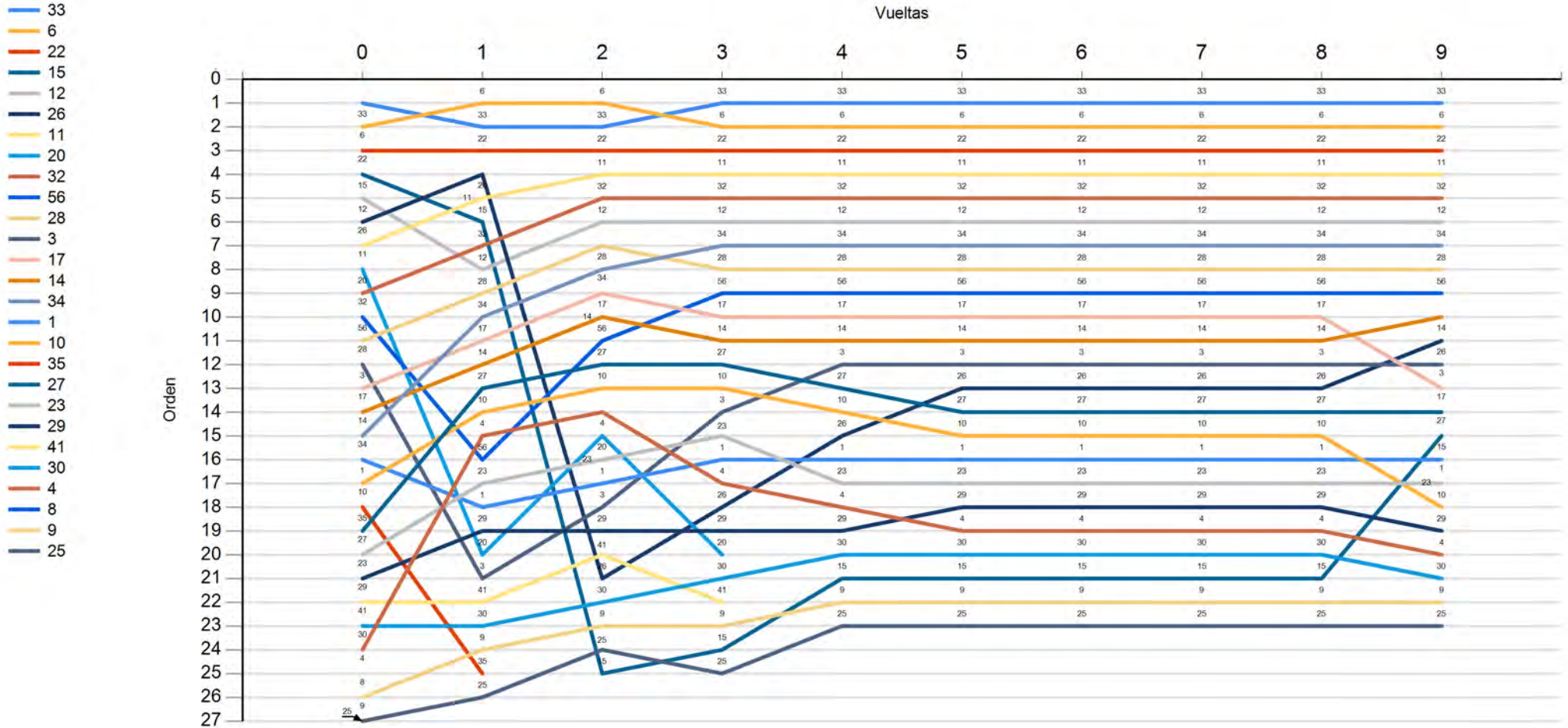
Cuentavueltas

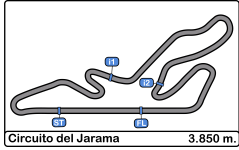
VTA

Nr	Po	Grid	1	2	3	4	5	6	7	8	9
25	27	25									



Circuito del Jarama
División 2
1ª Carrera
Cuentavueltas Gráfico





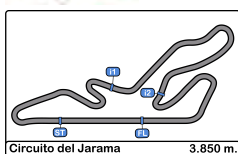
Circuito del Jarama

División 2

1ª Carrera

Tiempos Parada en Pit

Nº	Tiempo Día	Concursante	Piloto 1	Piloto 2	Vehiculo	Cat	Tiempo Entrada	Nº Parada	Tiempo Pit	Handicap	Penalización
----	------------	-------------	----------	----------	----------	-----	----------------	-----------	------------	----------	--------------



Circuito del Jarama
División 2
1ª Carrera
Resultados Finales

Cls	Nº	Piloto	Concursante	Vehiculo	Cat	Cl	N.V.	Tiempo	Dif 1º	Dif Ant.	Km/h	V.R.	Tiempo	Km/h
1	33	Juan Fco. Gastañaga Martinez	SMC Junior Motorsport	CUPRA TCR	8	1	9	20:12.451			102.8	5	1:43.331	134.1
2	6	Francisco Comendador Romero	C.D.E. DEYSCOM SPORT	SUBARU WRX Sti	8	2	9	20:13.243	0.792	0.792	102.8	2	1:43.517	133.8
3	11	Roberto Alexander Del Pino	SMC Junior Motorsport	PEUGEOT 308 Racing Cup	7	1	9	20:17.564	5.113	4.321	102.4	3	1:45.605	131.2
4	32	Jesús Angel Llorente Ramiro	SMC Junior Motorsport	Volkswagen Golf GTI TCR	8	3	9	20:18.859	6.408	1.295	102.3	4	1:46.592	130.0
5	22	Diego Candado Conesa	C.D.E. ULTIMA VUELTA	PORSCHE 997 Cup	9	1	9	20:19.118	6.667	0.259	102.3	9	1:44.432	132.7
6	12	Plazio Gomez - Plazio Gomez	PCR SPORT CLUB	PEUGEOT 308 Racing Cup	7	2	9	20:19.742	7.291	0.624	102.2	4	1:46.680	129.9
7	34	Eloy Iñigo Varas	R A C E	SEAT LEON MK 1	6	1	9	20:21.150	8.699	1.408	102.1	9	1:46.837	129.7
8	28	Alejandro Geppert Romero	SMC Junior Motorsport	HYUNDAI I30 CET	6	2	9	20:24.279	11.828	3.129	101.8	4	1:48.447	127.8
9	56	Luis Benjamín García García	ESCUDERIA LEMAN	CUPRA TCR	8	4	9	20:24.722	12.271	0.443	101.8	3	1:47.240	129.2
10	14	Mariano Esteban Trilla	SMC Junior Motorsport	RENAULT CLIO CUP IV	6	3	SMC 9	20:26.860	14.409	2.138	101.6	4	1:49.021	127.1
11	26	Alfonso Colomina Fajardo	SMC Junior Motorsport	PEUGEOT 308 Racing Cup	7	3	9	20:26.973	14.522	0.113	101.6	9	1:47.712	128.6
12	3	Antonio Castro Ortega	A.E.C.D.	Porsche 968 Turbo	C-L	1	9	20:27.816	15.365	0.843	101.5	5	1:47.312	129.1
13	17	Moises Ruiz Medina	SMC Junior Motorsport	PEUGEOT RZC Racing Cup	6	4	9	20:28.657	16.206	0.841	101.5	5	1:49.481	126.5
14	27	Iñigo Moreno De Cala	SMC Junior Motorsport	RENAULT CLIO CUP III	5	1	SMC 9	20:33.069	20.618	4.412	101.1	3	1:52.686	122.9
15	15	Juan Carlos Esteban Garcia	R A C E	SEAT LEON MK 2	7	4	9	20:33.473	21.022	0.404	101.1	4	1:44.721	132.3
16	1	Juan Carlos Lopez Olmo	EFICAR TEAM	MERCEDES BENZ	C-L	2	9	20:33.591	21.140	0.118	101.1	5	1:51.814	123.9
17	23	Pedro José Herraiz Alijas	R A C E	RENAULT CLIO CUP III	5	2	SMC 9	20:35.879	23.428	2.288	100.9	5	1:52.435	123.2
18	10	Busian Fontan Alcalde	SMC Junior Motorsport	RENAULT CLIO CUP III	5	3	SMC 9	20:36.229	23.778	0.350	100.9	4	1:52.618	123.0
19	29	Sergio Muñoz De La Vieja	R A C E	RENAULT CLIO CUP III	5	4	SMC 9	20:37.110	24.659	0.881	100.8	9	1:53.272	122.3
20	4	Tomas Moreno Garcia	ESCUDERIA MADRID	Mercedes Benz 190	C-L	3	9	20:39.901	27.450	2.791	100.6	4	1:54.451	121.0
21	30	Juan Carlos Zorilla Hierro	A.E.C.D.	PORSCHE 968 CS	C-L	4	9	20:39.995	27.544	0.094	100.5	5	1:53.792	121.8
22	9	Leonardo Quesada Bolaños	SMC Junior Motorsport	RENAULT CLIO CUP III	5	5	SMC 9	20:47.911	35.460	7.916	99.9	9	1:58.213	117.2
23	25	Carlos Luna Mesonero	SMC Junior Motorsport	RENAULT CLIO CUP IV	6	5	SMC 9	20:56.546	44.095	8.635	99.2	9	2:03.839	111.9

No clasificados: (Requerimiento: 75% del numero de vueltas del lider = 7 Vueltas)

20	Mario Alberto Moreno Rojas	SMC Junior Motorsport	KTM X-BOW	9	2	3	5:58.661	6 Vtas	6 Vtas	115.9	2	1:51.650	124.1	
41	Diego Blanco Torrecilla	CLUB JARAMA SPO	Porsche 928	C-L	5	3	6:08.425	6 Vtas	9.764	112.8	2	1:54.682	120.8	
35	Antonio Garcia Delicado	SMC Junior Motorsport	RENAULT CLIO CUP IV	6	6	SMC 1	2:18.004	8 Vtas	2 Vtas	100.4	1	2:18.004	100.4	
8	Lucas Gonzalez-Anleo Polo	A.E.C.D.	PORSCHE 968 CS	C-L	6									

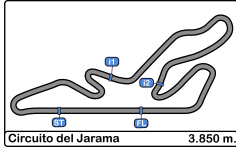
Vta. rápida de Juan Fco. Gastañaga Martinez en 1:43.331 a 134.1 Km/h en la vuelta 5

*** PENALIZACIONES**

Penalizado el dorsal 22 con 5 segundos en virtud del Art. 31.4

Publicada a las :.....

Comisarios Deportivos:	Director de Carrera:	Cronometrador:
-------------------------------	-----------------------------	---------------------------



Circuito del Jarama

División 2

2ª Carrera

Resultados Provisionales

Cls	Nº	Concursante	Piloto 1	Piloto 2	Vehiculo	Cat	Cl	N.V.	Tiempo	Dif 1º	Dif Ant.	Km/h	V.R.	Tiempo	Km/h
1	6	C.D.E. DEYSCOM SPORT	Francisco Comendador Romero		SUBARU WRX Sti	8	1	10	17:13.827			134.0	4	1:42.501	135.2
2	33	SMC Junior Motorsport	Juan Fco. Gastañaga Martinez		CUPRA TCR	8	2	10	17:35.865	22.038	22.038	131.2	5	1:43.798	133.5
3	22	C.D.E. ULTIMA VUELTA	Diego Candado Conesa		PORSCHE 997 Cup	9	1	10	17:39.231	25.404	3.366	130.8	8	1:44.536	132.5
4	26	SMC Junior Motorsport	Alfonso Colomina Fajardo		PEUGEOT 308 Racing Cup	7	1	10	17:51.202	37.375	11.971	129.3	7	1:44.858	132.1
5	11	SMC Junior Motorsport	Roberto Alexander Del Pino		PEUGEOT 308 Racing Cup	7	2	10	17:54.324	40.497	3.122	129.0	3	1:45.561	131.2
6	32	SMC Junior Motorsport	Jesús Angel Llorente Ramiro		Volkswagen Golf GTI TCR	8	3	10	18:13.955	1:00.128	19.631	126.6	9	1:46.655	129.9
7	3	A.E.C.D.	Antonio Castro Ortega		Porsche 968 Turbo	C-L	1	10	18:16.943	1:03.116	2.988	126.3	8	1:46.414	130.2
8	15	R A C E	Juan Carlos Esteban Garcia		SEAT LEON MK 2	7	3	10	18:26.641	1:12.814	9.698	125.2	4	1:45.274	131.6
9	20	SMC Junior Motorsport	Mario Alberto Moreno Rojas		KTM X-BOW	9	2	10	18:28.478	1:14.651	1.837	125.0	10	1:47.880	128.4
10	56	ESCUADERIA LEMANS	Luis Benjamin Garcia Garcia		CUPRA TCR	8	4	10	18:30.363	1:16.536	1.885	124.8	7	1:48.297	127.9
11	34	R A C E	Eloy Iñigo Varas		SEAT LEON MK 1	6	1	10	18:32.784	1:18.957	2.421	124.5	10	1:48.172	128.1
12	28	SMC Junior Motorsport	Alejandro Geppert Romero		HYUNDAI I30 CET	6	2	10	18:35.911	1:22.084	3.127	124.2	7	1:49.037	127.1
13	17	SMC Junior Motorsport	Moises Ruiz Medina		PEUGEOT RZC Racing Cup	6	3	10	18:40.752	1:26.925	4.841	123.6	6	1:49.484	126.5
14	10	SMC Junior Motorsport	Busian Fontan Alcalde		RENAULT CLIO CUP III	5	1	SMC 9	17:17.365	1 Vta	1 Vta	120.2	8	1:51.956	123.7
15	1	EFICAR TEAM	Juan Carlos Lopez Olmo		MERCEDES BENZ 190E	C-L	2	9	17:17.628	1 Vta	0.263	120.2	6	1:51.922	123.8
16	35	SMC Junior Motorsport	Antonio Garcia Delicado		RENAULT CLIO CUP IV	6	4	SMC 9	17:19.376	1 Vta	1.748	120.0	6	1:51.955	123.7
17	29	R A C E	Sergio Muñoz De La Vieja		RENAULT CLIO CUP III	5	2	SMC 9	17:43.976	1 Vta	24.600	117.2	6	1:53.806	121.7
18	4	ESCUADERIA MADRID	Tomas Moreno Garcia		Mercedes Benz 190	C-L	3	9	17:53.726	1 Vta	9.750	116.1	7	1:54.987	120.5
19	30	A.E.C.D.	Juan Carlos Zorilla Hierro		PORSCHE 968 CS	C-L	4	9	18:04.156	1 Vta	10.430	115.0	4	1:55.639	119.8
20	41	CLUB JARAMA SPORT	Diego Blanco Torrecilla		Porsche 928	C-L	5	9	18:04.271	1 Vta	0.115	115.0	5	1:55.847	119.6
21	27	SMC Junior Motorsport	Iñigo Moreno De Cala		RENAULT CLIO CUP III	5	3	SMC 9	18:27.919	1 Vta	23.648	112.5	4	1:54.564	120.9
22	25	SMC Junior Motorsport	Carlos Luna Mesonero		RENAULT CLIO CUP IV	6	5	SMC 8	18:10.684	2 Vtas	1 Vta	101.6	6	2:05.673	110.2

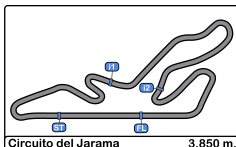
No clasificados: (Requerimiento: 75% del numero de vueltas del lider = 8 Vueltas)

14	SMC Junior Motorsport	Mariano Esteban Trilla		RENAULT CLIO CUP IV	6	6	SMC 6	11:18.212	4 Vtas	2 Vtas	122.6	6	1:49.488	126.5
12	PCR SPORT CLUB ESPORTIU	Oscar Plazio Gomez	Carlos Plazio Gomez	PEUGEOT 308 Racing Cup	7	4	4	7:10.253	6 Vtas	2 Vtas	128.8	2	1:45.102	131.8
23	R A C E	Pedro José Herraiz Alijas		RENAULT CLIO CUP III	5	4	SMC 1	2:17.880	9 Vtas	3 Vtas	100.5	1	2:17.880	100.5
8	A.E.C.D.	Lucas Gonzalez-Anleo Polo		PORSCHE 968 CS	C-L	6								
9	SMC Junior Motorsport	Leonardo Quesada Bolaños		RENAULT CLIO CUP III	5	5	SMC							

Vta. rápida de Francisco Comendador Romero en 1:42.501 a 135.2 Km/h en la vuelta 4

Publicada a las :.....

Comisarios Deportivos:	Director de Carrera:	Cronometrador:
------------------------	----------------------	----------------



Circuito del Jarama

División 2

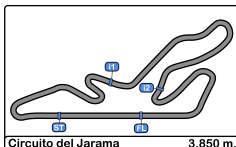
2ª Carrera

Resultados Provisionales por categoría

Cls	Nº	Concursante	Piloto 1	Piloto 2	Vehiculo	Cat	Cl	N.V.	Tiempo	Dif 1º	Dif Ant.	Km/h	V.R.	Tiempo	Km/h	
Categoría CLASICOS-LEGEND																
1	3	A.E.C.D.	Antonio Castro Ortega		Porsche 968 Turbo	C-L	1	10	18:16.943			126.3	8	1:46.414	130.2	
2	1	EFICAR TEAM	Juan Carlos Lopez Olmo		MERCEDES BENZ 190E	C-L	2	9	17:17.628	1 Vta	1 Vta	120.2	6	1:51.922	123.8	
3	4	ESCUADERIA MADRID	Tomas Moreno Garcia		Mercedes Benz 190	C-L	3	9	17:53.726	1 Vta	36.098	116.1	7	1:54.987	120.5	
4	30	A.E.C.D.	Juan Carlos Zorilla Hierro		PORSCHE 968 CS	C-L	4	9	18:04.156	1 Vta	10.430	115.0	4	1:55.639	119.8	
5	41	CLUB JARAMA SPORT	Diego Blanco Torrecilla		Porsche 928	C-L	5	9	18:04.271	1 Vta	0.115	115.0	5	1:55.847	119.6	
No clasificados: (Requerimiento: 75% del numero de vueltas del lider = 8 Vueltas)																
8	A.E.C.D.	Lucas Gonzalez-Anleo Polo			PORSCHE 968 CS	C-L	6									
Categoría 5																
1	10	SMC Junior Motorsport	Busian Fontan Alcalde		RENAULT CLIO CUP III	5	1	SMC	9	17:17.365			120.2	8	1:51.956	123.7
2	29	R A C E	Sergio Muñoz De La Vieja		RENAULT CLIO CUP III	5	2	SMC	9	17:43.976	26.611	26.611	117.2	6	1:53.806	121.7
3	27	SMC Junior Motorsport	Iñigo Moreno De Cala		RENAULT CLIO CUP III	5	3	SMC	9	18:27.919	1:10.554	43.943	112.5	4	1:54.564	120.9
No clasificados: (Requerimiento: 75% del numero de vueltas del lider = 8 Vueltas)																
23	R A C E	Pedro José Herraiz Alijas			RENAULT CLIO CUP III	5	4	SMC	1	2:17.880	8 Vtas	8 Vtas	100.5	1	2:17.880	100.5
9	SMC Junior Motorsport	Leonardo Quesada Bolaños			RENAULT CLIO CUP III	5	5	SMC								
Categoría 9																
1	22	C.D.E. ULTIMA VUELTA	Diego Candado Conesa		PORSCHE 997 Cup	9	1		10	17:39.231			130.8	8	1:44.536	132.5
2	20	SMC Junior Motorsport	Mario Alberto Moreno Rojas		KTM X-BOW	9	2		10	18:28.478	49.247	49.247	125.0	10	1:47.880	128.4
Categoría 6																
1	34	R A C E	Eloy Iñigo Varas		SEAT LEON MK 1	6	1		10	18:32.784			124.5	10	1:48.172	128.1
2	28	SMC Junior Motorsport	Alejandro Geppert Romero		HYUNDAI I30 CET	6	2		10	18:35.911	3.127	3.127	124.2	7	1:49.037	127.1
3	17	SMC Junior Motorsport	Moises Ruiz Medina		PEUGEOT RZC Racing Cup	6	3		10	18:40.752	7.968	4.841	123.6	6	1:49.484	126.5
4	35	SMC Junior Motorsport	Antonio Garcia Delicado		RENAULT CLIO CUP IV	6	4	SMC	9	17:19.376	1 Vta	1 Vta	120.0	6	1:51.955	123.7
5	25	SMC Junior Motorsport	Carlos Luna Mesonero		RENAULT CLIO CUP IV	6	5	SMC	8	18:10.684	2 Vtas	1 Vta	101.6	6	2:05.673	110.2
No clasificados: (Requerimiento: 75% del numero de vueltas del lider = 8 Vueltas)																
14	SMC Junior Motorsport	Mariano Esteban Trilla			RENAULT CLIO CUP IV	6	6	SMC	6	11:18.212	4 Vtas	2 Vtas	122.6	6	1:49.488	126.5

Publicada a las :.....

Comisarios Deportivos:	Director de Carrera:	Cronometrador:
-------------------------------	-----------------------------	---------------------------



Circuito del Jarama

División 2

2ª Carrera

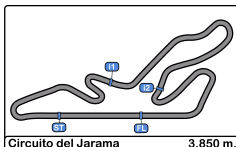
Resultados Provisionales por categoría

Cls	Nº	Concursante	Piloto 1	Piloto 2	Vehiculo	Cat	Cl	N.V.	Tiempo	Dif 1º	Dif Ant.	Km/h	V.R.	Tiempo	Km/h
Categoría 7															
1	26	SMC Junior Motorsport	Alfonso Colomina Fajardo		PEUGEOT 308 Racing Cup	7	1	10	17:51.202			129.3	7	1:44.858	132.1
2	11	SMC Junior Motorsport	Roberto Alexander Del Pino		PEUGEOT 308 Racing Cup	7	2	10	17:54.324	3.122	3.122	129.0	3	1:45.561	131.2
3	15	R A C E	Juan Carlos Esteban Garcia		SEAT LEON MK 2	7	3	10	18:26.641	35.439	32.317	125.2	4	1:45.274	131.6
No clasificados: (Requerimiento: 75% del numero de vueltas del lider = 8 Vueltas)															
	12	PCR SPORT CLUB ESPORTIU	Oscar Plazio Gomez	<u>Carlos Plazio Gomez</u>	PEUGEOT 308 Racing Cup	7	4	4	7:10.253	6 Vtas	6 Vtas	128.8	2	1:45.102	131.8
Categoría 8															
1	6	C.D.E. DEYSCOM SPORT	Francisco Comendador Romero		SUBARU WRX Sti	8	1	10	17:13.827			134.0	4	1:42.501	135.2
2	33	SMC Junior Motorsport	Juan Fco. Gastafaga Martinez		CUPRA TCR	8	2	10	17:35.865	22.038	22.038	131.2	5	1:43.798	133.5
3	32	SMC Junior Motorsport	Jesús Angel Llorente Ramiro		Volkswagen Golf GTI TCR	8	3	10	18:13.955	1:00.128	38.090	126.6	9	1:46.655	129.9
4	56	ESCUADERIA LEMANS	Luis Benjamin Garcia Garcia		CUPRA TCR	8	4	10	18:30.363	1:16.536	16.408	124.8	7	1:48.297	127.9

Vta. rápida de Francisco Comendador Romero en 1:42.501 a 135.2 Km/h en la vuelta 4

Publicada a las :.....

Comisarios Deportivos:	Director de Carrera:	Cronometrador:
-------------------------------	-----------------------------	---------------------------



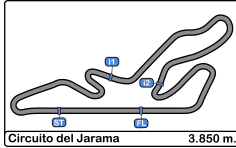
Circuito del Jarama

División 2

2ª Carrera

Clasificación Provisional por Vuelta Rápida de Piloto

Clas	Nº	Concursante	Vehiculo	Piloto	Cat	Clas	N.V.	V.R.	Tiempo	Dif 1º	Dif Ant.	Km/h
1	6	C.D.E. DEYSCOM SPORT	SUBARU WRX Sti	Francisco Comendador Romero	8	1	10	4	1:42.501			135.2
2	33	SMC Junior Motorsport	CUPRA TCR	Juan Fco. Gastañaga Martinez	8	2	10	5	1:43.798	1.297	1.297	133.5
3	22	C.D.E. ULTIMA VUELTA	PORSCHE 997 Cup	Diego Candado Conesa	9	1	10	8	1:44.536	2.035	0.738	132.5
4	26	SMC Junior Motorsport	PEUGEOT 308 Racing Cup	Alfonso Colomina Fajardo	7	1	10	7	1:44.858	2.357	0.322	132.1
5	12	PCR SPORT CLUB ESPORTIU	PEUGEOT 308 Racing Cup	Carlos Plazio Gomez	7	2	4	2	1:45.102	2.601	0.244	131.8
6	15	R A C E	SEAT LEON MK 2	Juan Carlos Esteban Garcia	7	3	10	4	1:45.274	2.773	0.172	131.6
7	11	SMC Junior Motorsport	PEUGEOT 308 Racing Cup	Roberto Alexander Del Pino	7	4	10	3	1:45.561	3.060	0.287	131.2
8	3	A.E.C.D.	Porsche 968 Turbo	Antonio Castro Ortega	C-L	1	10	8	1:46.414	3.913	0.853	130.2
9	32	SMC Junior Motorsport	Volkswagen Golf GTI TCR	Jesús Angel Llorente Ramiro	8	3	10	9	1:46.655	4.154	0.241	129.9
10	20	SMC Junior Motorsport	KTM X-BOW	Mario Alberto Moreno Rojas	9	2	10	10	1:47.880	5.379	1.225	128.4
11	34	R A C E	SEAT LEON MK 1	Eloy Iñigo Varas	6	1	10	10	1:48.172	5.671	0.292	128.1
12	56	ESCUADERIA LEMANS	CUPRA TCR	Luis Benjamin Garcia Garcia	8	4	10	7	1:48.297	5.796	0.125	127.9
13	28	SMC Junior Motorsport	HYUNDAI I30 CET	Alejandro Geppert Romero	6	2	10	7	1:49.037	6.536	0.740	127.1
14	17	SMC Junior Motorsport	PEUGEOT RZC Racing Cup	Moises Ruiz Medina	6	3	10	6	1:49.484	6.983	0.447	126.5
15	14	SMC Junior Motorsport	RENAULT CLIO CUP IV	Mariano Esteban Trilla	6	4	SMC	6	1:49.488	6.987	0.004	126.5
16	1	EFICAR TEAM	MERCEDES BENZ 190E	Juan Carlos Lopez Olmo	C-L	2	9	6	1:51.922	9.421	2.434	123.8
17	35	SMC Junior Motorsport	RENAULT CLIO CUP IV	Antonio Garcia Delicado	6	5	SMC	9	1:51.955	9.454	0.033	123.7
18	10	SMC Junior Motorsport	RENAULT CLIO CUP III	Busian Fontan Alcalde	5	1	SMC	9	1:51.956	9.455	0.001	123.7
19	29	R A C E	RENAULT CLIO CUP III	Sergio Muñoz De La Vieja	5	2	SMC	9	1:53.806	11.305	1.850	121.7
20	27	SMC Junior Motorsport	RENAULT CLIO CUP III	Iñigo Moreno De Cala	5	3	SMC	9	1:54.564	12.063	0.758	120.9
21	4	ESCUADERIA MADRID	Mercedes Benz 190	Tomas Moreno Garcia	C-L	3	9	7	1:54.987	12.486	0.423	120.5
22	30	A.E.C.D.	PORSCHE 968 CS	Juan Carlos Zorilla Hierro	C-L	4	9	4	1:55.639	13.138	0.652	119.8
23	41	CLUB JARAMA SPORT	Porsche 928	Diego Blanco Torrecilla	C-L	5	9	5	1:55.847	13.346	0.208	119.6
24	25	SMC Junior Motorsport	RENAULT CLIO CUP IV	Carlos Luna Mesonero	6	6	SMC	8	2:05.673	23.172	9.826	110.2
25	23	R A C E	RENAULT CLIO CUP III	Pedro José Herraiz Alijas	5	4	SMC	1	2:17.880	35.379	12.207	100.5



Circuito del Jarama

División 2

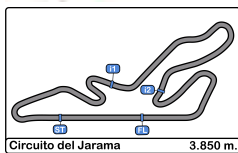
2ª Carrera

Distancia y Velocidad Media

Cls	Nº	Concursante	Piloto 1	Piloto 2	Vehiculo	Cat	Cls	Vtas.	Distancia	Tiempo	Km/h	
1	6	C.D.E. DEYSCOM SPORT	Francisco Comendador		SUBARU WRX Sti	8	1	10	38.50	17:13.827	134.0	
2	33	SMC Junior Motorsport	Juan Fco. Gastañaga		CUPRA TCR	8	2	10	38.50	17:35.865	131.2	
3	22	C.D.E. ULTIMA VUELTA	Diego Candado Conesa		PORSCHE 997 Cup	9	1	10	38.50	17:39.231	130.8	
4	26	SMC Junior Motorsport	Alfonso Colomina Fajardo		PEUGEOT 308 Racing	7	1	10	38.50	17:51.202	129.3	
5	11	SMC Junior Motorsport	Roberto Alexander Del		PEUGEOT 308 Racing	7	2	10	38.50	17:54.324	129.0	
6	32	SMC Junior Motorsport	Jesús Angel Llorente		Volkswagen Golf GTI TCR	8	3	10	38.50	18:13.955	126.6	
7	3	A.E.C.D.	Antonio Castro Ortega		Porsche 968 Turbo	C-L	1	10	38.50	18:16.943	126.3	
8	15	R A C E	Juan Carlos Esteban		SEAT LEON MK 2	7	3	10	38.50	18:26.641	125.2	
9	20	SMC Junior Motorsport	Mario Alberto Moreno		KTM X-BOW	9	2	10	38.50	18:28.478	125.0	
10	56	ESCUADERIA LEMANS	Luis Benjamin Garcia		CUPRA TCR	8	4	10	38.50	18:30.363	124.8	
11	34	R A C E	Eloy Iñigo Varas		SEAT LEON MK 1	6	1	10	38.50	18:32.784	124.5	
12	28	SMC Junior Motorsport	Alejandro Geppert Romero		HYUNDAI I30 CET	6	2	10	38.50	18:35.911	124.2	
13	17	SMC Junior Motorsport	Moises Ruiz Medina		PEUGEOT RZC Racing	6	3	10	38.50	18:40.752	123.6	
14	10	SMC Junior Motorsport	Busian Fontan Alcalde		RENAULT CLIO CUP III	5	1	SMC	9	34.65	17:17.365	120.2
15	1	EFICAR TEAM	Juan Carlos Lopez Olmo		MERCEDES BENZ 190E	C-L	2	9	34.65	17:17.628	120.2	
16	35	SMC Junior Motorsport	Antonio Garcia Delicado		RENAULT CLIO CUP IV	6	4	SMC	9	34.65	17:19.376	120.0
17	29	R A C E	Sergio Muñoz De La Vieja		RENAULT CLIO CUP III	5	2	SMC	9	34.65	17:43.976	117.2
18	4	ESCUADERIA MADRID	Tomas Moreno Garcia		Mercedes Benz 190	C-L	3	9	34.65	17:53.726	116.1	
19	30	A.E.C.D.	Juan Carlos Zorilla Hierro		PORSCHE 968 CS	C-L	4	9	34.65	18:04.156	115.0	
20	41	CLUB JARAMA SPORT	Diego Blanco Torrecilla		Porsche 928	C-L	5	9	34.65	18:04.271	115.0	
21	27	SMC Junior Motorsport	Iñigo Moreno De Cala		RENAULT CLIO CUP III	5	3	SMC	9	34.65	18:27.919	112.5
22	25	SMC Junior Motorsport	Carlos Luna Mesonero		RENAULT CLIO CUP IV	6	5	SMC	8	30.80	18:10.684	101.6

No clasificados: (Requerimiento: 75% del numero de vueltas del lider = 8 Vueltas)

14	SMC Junior Motorsport	Mariano Esteban Trilla			RENAULT CLIO CUP IV	6	6	SMC	6	23.10	11:18.212	122.6
12	PCR SPORT CLUB	Oscar Plazio Gomez	<u>Carlos Plazio Gomez</u>		PEUGEOT 308 Racing	7	4		4	15.40	7:10.253	128.8
23	R A C E	Pedro José Herraiz Alijas			RENAULT CLIO CUP III	5	4	SMC	1	03.85	2:17.880	100.5
8	A.E.C.D.	Lucas Gonzalez-Anleo			PORSCHE 968 CS	C-L	6					
9	SMC Junior Motorsport	Leonardo Quesada			RENAULT CLIO CUP III	5	5	SMC				



Circuito del Jarama
División 2
2ª Carrera
Tiempos Por Vuelta

1 Juan Carlos Lopez Olmo MERCEDES BENZ 190E **10** Busian Fontan Alcalde RENAULT CLIO CUP III
 C-L EFICAR TEAM 5 SMC Junior Motorsport

Vta. D	Tiempo	Sector 1	Sector 2	Sector 3	V. Max.	Elapsed	Vta. D	Tiempo	Sector 1	Sector 2	Sector 3	V. Max.	Elapsed
1	2:16.501	1:06.514	38.398	31.589	163.6	2:16.501	1	2:14.805	1:05.555	37.745	31.505	187.8	2:14.805
2	1:53.852	44.017	37.904	31.931	187.5	4:10.353	2	1:52.250	43.410	37.553	31.287	189.8	4:07.055
3	1:52.288	43.725	37.200	31.363	181.8	6:02.641	3	1:52.677	43.532	37.715	31.430	187.5	5:59.732
4	1:52.343	43.406	37.383	31.554	200.3	7:54.984	4	1:53.276	43.575	38.238	31.463	186.8	7:53.008
5	1:53.212	44.185	37.609	31.418	194.5	9:48.196	5	1:52.734	43.323	37.868	31.543	188.4	9:45.742
6	1:51.922	43.259	37.304	31.359	200.7	11:40.118	6	1:53.240	44.334	37.537	31.369	187.8	11:38.982
7	1:52.327	43.383	37.766	31.178	204.1	13:32.445	7	1:52.608	43.488	37.713	31.407	194.2	13:31.590
8	1:52.176	43.326	37.594	31.256	203.3	15:24.621	8	1:51.956	43.119	37.553	31.284	195.2	15:23.546
9	1:53.007	43.667	38.109	31.231	203.0	17:17.628	9	1:53.819	44.199	38.307	31.313	194.2	17:17.365

3 Antonio Castro Ortega Porsche 968 Turbo **11** Roberto Alexander Del Pino PEUGEOT 308 Racing Cup
 C-L A.E.C.D. 7 SMC Junior Motorsport

Vta. D	Tiempo	Sector 1	Sector 2	Sector 3	V. Max.	Elapsed	Vta. D	Tiempo	Sector 1	Sector 2	Sector 3	V. Max.	Elapsed
1	2:06.275	57.988	37.423	30.864	187.1	2:06.275	1	1:54.988	49.789	35.456	29.743	200.7	1:54.988
2	1:49.946	42.502	36.895	30.549	184.9	3:56.221	2	1:46.213	40.884	35.271	30.058	204.5	3:41.201
3	1:48.476	41.495	36.889	30.092	206.5	5:44.697	3	1:45.561	40.597	35.154	29.810	199.2	5:26.762
4	1:47.846	41.946	35.641	30.259	213.0	7:32.543	4	1:45.609	40.639	35.245	29.725	213.8	7:12.371
5	1:48.436	41.559	36.783	30.094	200.7	9:20.979	5	1:45.806	40.511	35.402	29.893	207.6	8:58.177
6	1:46.759	40.987	35.685	30.087	201.8	11:07.738	6	1:45.596	40.872	34.913	29.811	208.4	10:43.773
7	1:46.625	41.356	35.475	29.794	198.5	12:54.363	7	1:45.815	40.767	35.070	29.978	214.7	12:29.588
8	1:46.414	40.892	35.752	29.770	201.1	14:40.777	8	1:46.789	40.926	35.261	30.602	200.0	14:16.377
9	1:46.677	41.283	35.535	29.859	211.3	16:27.454	9	1:48.299	42.265	35.540	30.494	187.5	16:04.676
10	1:49.489	42.426	36.150	30.913	187.5	18:16.943	10	1:49.648	42.295	36.417	30.936	187.8	17:54.324

4 Tomas Moreno Garcia Mercedes Benz 190 **12** Plazio Gomez - Plazio Gomez PEUGEOT 308 Racing Cup
 C-L ESCUDERIA MADRID HISTORICO 7 PCR SPORT CLUB ESPORTIU

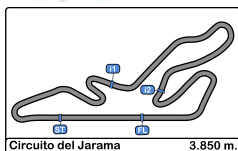
Vta. D	Tiempo	Sector 1	Sector 2	Sector 3	V. Max.	Elapsed	Vta. D	Tiempo	Sector 1	Sector 2	Sector 3	V. Max.	Elapsed
1	2:29.527	1:17.734	38.857	32.936	193.2	2:29.527	1 2	1:53.762	48.401	34.981	30.380	214.2	1:53.762
2	1:55.957	44.560	38.666	32.731	194.5	4:25.484	2 2	1:45.102	41.070	34.715	29.317	212.5	3:38.864
3	1:55.831	44.529	38.928	32.374	194.9	6:21.315	3 2	1:46.239	41.997	34.815	29.427	203.7	5:25.103
4	1:55.234	44.437	38.665	32.132	187.1	8:16.549	4 2	1:45.150	40.793	34.982	29.375	206.1	7:10.253
5	1:55.197	44.109	38.656	32.432	193.2	10:11.746	5 2		41.738				
6	1:55.333	44.149	38.946	32.238	192.1	12:07.079							
7	1:54.987	44.006	38.878	32.103	193.5	14:02.066							
8	1:55.977	44.034	39.635	32.308	195.2	15:58.043							
9	1:55.683	44.261	38.941	32.481	192.8	17:53.726							

14 Mariano Esteban Trilla RENAULT CLIO CUP IV
 6 SMC Junior Motorsport

Vta. D	Tiempo	Sector 1	Sector 2	Sector 3	V. Max.	Elapsed
1	2:06.658	59.449	36.629	30.580	198.8	2:06.658
2	1:50.526	42.511	37.359	30.656	197.4	3:57.184
3	1:50.592	42.794	36.867	30.931	193.8	5:47.776
4	1:50.487	42.594	37.234	30.659	199.6	7:38.263
5	1:50.461	42.779	36.904	30.778	203.3	9:28.724
6	1:49.488	42.027	36.765	30.696	204.5	11:18.212
7		46.830			201.8	

6 Francisco Comendador Romero SUBARU WRX Sti
 8 C.D.E. DEYSCOM SPORT

Vta. D	Tiempo	Sector 1	Sector 2	Sector 3	V. Max.	Elapsed
1	1:43.902	40.592	34.511	28.799	223.6	1:43.902
2	1:43.499	40.289	34.482	28.728	210.1	3:27.401
3	1:43.111	39.565	34.616	28.930	215.5	5:10.512
4	1:42.501	39.872	34.112	28.517	216.0	6:53.013
5	1:42.701	40.035	34.231	28.435	223.1	8:35.714
6	1:44.642	39.577	35.744	29.321	221.7	10:20.356
7	1:43.326	39.403	34.644	29.279	230.7	12:03.682
8	1:43.707	40.494	34.802	28.411	220.4	13:47.389
9	1:43.500	39.954	34.556	28.990	220.4	15:30.889
10	1:42.938	39.519	35.016	28.403	218.6	17:13.827



Circuito del Jarama
División 2
2ª Carrera
Tiempos Por Vuelta

15 Juan Carlos Esteban García SEAT LEON MK 2 **22** Diego Candado Conesa PORSCHE 997 Cup
 7 R A C E 9 C.D.E. ULTIMA VUELTA

Vta. D	Tiempo	Sector 1	Sector 2	Sector 3	V. Max.	Elapsed	Vta. D	Tiempo	Sector 1	Sector 2	Sector 3	V. Max.	Elapsed
1	1:52.087	47.178	35.501	29.408	206.8	1:52.087	1	1:49.653	45.173	35.281	29.199	210.1	1:49.653
2	1:46.481	40.880	35.307	30.294	206.1	3:38.568	2	1:44.752	39.989	35.476	29.287	210.1	3:34.405
3	1:46.098	41.388	35.286	29.424	190.8	5:24.666	3	1:46.353	40.426	35.406	30.521	202.6	5:20.758
4	1:45.274	40.445	35.470	29.359	210.5	7:09.940	4	1:46.314	40.862	35.776	29.676	200.0	7:07.072
5	1:46.374	41.364	35.217	29.793	204.1	8:56.314	5	1:46.445	40.626	35.994	29.825	198.8	8:53.517
6	1:46.092	40.625	35.462	30.005	221.3	10:42.406	6	1:46.297	40.691	36.108	29.498	208.8	10:39.814
7	2:10.535	1:04.461	35.882	30.192	216.8	12:52.941	7	1:44.881	40.654	35.045	29.182	193.2	12:24.695
8	1:46.899	41.331	35.619	29.949	196.3	14:39.840	8	1:44.536	40.265	35.101	29.170	202.6	14:09.231
9	1:57.355	46.909	39.173	31.273	212.1	16:37.195	9	1:45.000	40.689	35.384	28.927	195.6	15:54.231
10	1:49.446	42.367	36.334	30.745	185.5	18:26.641	10	1:45.000	40.259	35.602	29.139	209.3	17:39.231

17 Moises Ruiz Medina PEUGEOT RZC Racing Cup **23** Pedro José Herraiz Alijas RENAULT CLIO CUP III
 6 SMC Junior Motorsport 5 R A C E

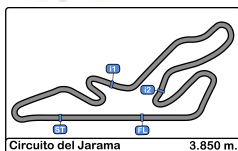
Vta. D	Tiempo	Sector 1	Sector 2	Sector 3	V. Max.	Elapsed	Vta. D	Tiempo	Sector 1	Sector 2	Sector 3	V. Max.	Elapsed
1	2:08.691	1:00.229	37.328	31.134	197.0	2:08.691	1	2:17.880	1:08.024	38.243	31.613	185.2	2:17.880
2	1:51.189	42.908	37.365	30.916	192.8	3:59.880							
3	1:50.635	42.394	37.352	30.889	205.3	5:50.515							
4	1:50.211	42.229	37.164	30.818	202.6	7:40.726							
5	1:50.261	42.376	37.136	30.749	206.1	9:30.987							
6	1:49.484	41.959	36.847	30.678	206.8	11:20.471							
7	1:50.039	42.331	37.008	30.700	205.7	13:10.510							
8	1:50.159	42.374	37.056	30.729	201.4	15:00.669							
9	1:50.481	42.541	37.157	30.783	200.3	16:51.150							
10	1:49.602	42.230	36.754	30.618	203.3	18:40.752							

20 Mario Alberto Moreno Rojas KTM X-BOW **25** Carlos Luna Mesonero RENAULT CLIO CUP IV
 9 SMC Junior Motorsport 6 SMC Junior Motorsport

Vta. D	Tiempo	Sector 1	Sector 2	Sector 3	V. Max.	Elapsed	Vta. D	Tiempo	Sector 1	Sector 2	Sector 3	V. Max.	Elapsed
1	2:04.203	55.004	38.788	30.411		2:04.203							
2	1:50.682	42.614	37.156	30.912		3:54.885							
3	1:49.614	42.310	37.079	30.225		5:44.499							
4	1:49.317	42.997	35.659	30.661		7:33.816							
5	1:49.422	42.400	37.137	29.885		9:23.238							
6	1:49.102	41.728	37.004	30.370		11:12.340							
7	1:48.181	41.740	36.427	30.014		13:00.521							
8	1:49.179	41.898	37.069	30.212		14:49.700							
9	1:50.898	44.226	36.400	30.272		16:40.598							
10	1:47.880	41.427	36.004	30.449		18:28.478							

26 Alfonso Colomina Fajardo PEUGEOT 308 Racing Cup
 7 SMC Junior Motorsport

Vta. D	Tiempo	Sector 1	Sector 2	Sector 3	V. Max.	Elapsed	Vta. D	Tiempo	Sector 1	Sector 2	Sector 3	V. Max.	Elapsed
1	1:54.255	49.352	35.212	29.691	206.5	1:54.255							
2	1:46.146	40.930	35.502	29.714	212.1	3:40.401							
3	1:45.623	40.987	35.063	29.573	208.0	5:26.024							
4	1:45.387	40.404	35.369	29.614	211.3	7:11.411							
5	1:45.615	40.734	35.485	29.396	218.1	8:57.026							
6	1:45.803	40.569	35.507	29.727	219.5	10:42.829							
7	1:44.858	40.653	34.870	29.335	219.5	12:27.687							
8	1:44.881	40.153	35.328	29.400	215.1	14:12.568							
9	1:48.982	41.289	36.847	30.846	200.7	16:01.550							
10	1:49.652	41.626	37.116	30.910	197.8	17:51.202							



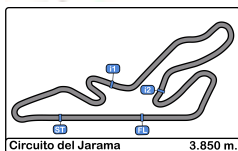
Circuito del Jarama
División 2
2ª Carrera
Tiempos Por Vuelta

27							32						
Iñigo Moreno De Cala							Jesús Angel Llorente Ramiro						
5							8						
SMC Junior Motorsport							SMC Junior Motorsport						
Vta. D	Tiempo	Sector 1	Sector 2	Sector 3	V. Max.	Elapsed	Vta. D	Tiempo	Sector 1	Sector 2	Sector 3	V. Max.	Elapsed
1	2:17.313	1:07.107	38.525	31.681	178.2	2:17.313	1	2:02.870	55.130	37.139	30.601	217.3	2:02.870
2	2:24.494	1:11.043	40.586	32.865	199.2	4:41.807	2	1:48.446	41.522	36.302	30.622	220.8	3:51.316
3	1:57.716	45.055	40.010	32.651	177.6	6:39.523	3	1:48.215	41.206	36.425	30.584	219.0	5:39.531
4	1:54.564	44.100	38.736	31.728	190.4	8:34.087	4	1:47.871	41.116	36.268	30.487	221.3	7:27.402
5	1:57.146	44.174	38.846	34.126	166.1	10:31.233	5	1:47.984	41.222	36.257	30.505	220.8	9:15.386
6	2:01.477	44.376	39.254	37.847	190.4	12:32.710	6	1:48.031	41.206	36.299	30.526	219.9	11:03.417
7	1:57.242	44.802	39.778	32.662	181.8	14:29.952	7	1:47.699	41.312	35.902	30.485	221.3	12:51.116
8	1:59.843	44.810	40.047	34.986	182.4	16:29.795	8	1:47.794	41.059	36.517	30.218	224.5	14:38.910
9	1:58.124	45.120	39.850	33.154	175.6	18:27.919	9	1:46.655	40.738	35.732	30.185	223.1	16:25.565
10							10	1:48.390	40.695	36.342	31.353	223.1	18:13.955

28							33						
Alejandro Geppert Romero							Juan Fco. Gastañaga Martinez						
6							8						
SMC Junior Motorsport							SMC Junior Motorsport						
Vta. D	Tiempo	Sector 1	Sector 2	Sector 3	V. Max.	Elapsed	Vta. D	Tiempo	Sector 1	Sector 2	Sector 3	V. Max.	Elapsed
1	2:05.705	57.168	37.695	30.842	190.4	2:05.705	1	1:45.768	42.023	34.509	29.236	200.3	1:45.768
2	1:50.944	42.893	37.568	30.483	191.4	3:56.649	2	1:44.297	40.241	34.883	29.173	204.5	3:30.065
3	1:50.730	42.626	36.959	31.145	195.2	5:47.379	3	1:45.540	40.175	35.726	29.639	209.7	5:15.605
4	1:49.983	42.739	36.690	30.554	203.7	7:37.362	4	1:43.828	39.989	34.715	29.124	213.8	6:59.433
5	1:50.518	43.168	36.771	30.579	197.0	9:27.880	5	1:43.798	40.153	34.665	28.980	214.2	8:43.231
6	1:49.100	42.093	36.526	30.481	201.4	11:16.980	6	1:44.787	40.270	35.181	29.336	208.8	10:28.018
7	1:49.037	42.066	36.481	30.490	200.3	13:06.017	7	1:44.837	40.328	35.096	29.413	215.1	12:12.855
8	1:49.318	42.108	36.583	30.627	201.8	14:55.335	8	1:49.045	42.905	36.291	29.849	213.0	14:01.900
9	1:50.679	42.868	37.325	30.486	194.9	16:46.014	9	1:46.152	40.574	35.896	29.682	208.8	15:48.052
10	1:49.897	42.697	36.564	30.636	198.8	18:35.911	10	1:47.813	41.160	36.035	30.618	206.1	17:35.865

29							34						
Sergio Muñoz De La Vieja							Eloy Iñigo Varas						
5							6						
RACE							RACE						
Vta. D	Tiempo	Sector 1	Sector 2	Sector 3	V. Max.	Elapsed	Vta. D	Tiempo	Sector 1	Sector 2	Sector 3	V. Max.	Elapsed
1	2:20.691	1:10.041	38.812	31.838		2:20.691	1	2:08.824	1:00.623	37.624	30.577	203.7	2:08.824
2	1:55.991	45.362	38.798	31.831		4:16.682	2	1:48.600	41.626	36.482	30.492	202.6	3:57.424
3	1:54.516	43.803	38.696	32.017	188.1	6:11.198	3	1:49.608	42.129	36.948	30.531	204.5	5:47.032
4	1:54.366	43.992	38.437	31.937	185.8	8:05.564	4	1:50.796	43.557	36.541	30.698	204.9	7:37.828
5	1:54.267	43.639	38.760	31.868		9:59.831	5	1:50.529	42.894	36.892	30.743	198.1	9:28.357
6	1:53.806	43.502	38.460	31.844		11:53.637	6	1:48.991	41.847	36.736	30.408	211.3	11:17.348
7	1:56.661	44.283	38.789	33.589		13:50.298	7	1:48.843	41.952	36.483	30.408	213.4	13:06.191
8	1:55.067	44.152	39.080	31.835	180.0	15:45.365	8	1:49.389	42.243	36.580	30.566	212.1	14:55.580
9	1:58.611	46.037	40.067	32.507	177.0	17:43.976	9	1:49.032	42.458	36.689	29.885	199.6	16:44.612
10							10	1:48.172	41.328	36.334	30.510	210.5	18:32.784

30							35						
Juan Carlos Zorilla Hierro							Antonio Garcia Delicado						
C-L							6						
A.E.C.D.							SMC Junior Motorsport						
Vta. D	Tiempo	Sector 1	Sector 2	Sector 3	V. Max.	Elapsed	Vta. D	Tiempo	Sector 1	Sector 2	Sector 3	V. Max.	Elapsed
1	2:28.805	1:17.271	39.129	32.405	190.1	2:28.805	1	2:16.299	1:06.026	38.403	31.870	190.4	2:16.299
2	1:57.168	45.851	38.900	32.417	186.8	4:25.973	2	1:52.591	43.431	37.630	31.530	195.2	4:08.890
3	1:56.428	45.996	38.762	31.670	178.5	6:22.401	3	1:52.866	43.469	37.789	31.608	197.4	6:01.756
4	1:55.639	44.335	39.052	32.252	190.4	8:18.040	4	1:53.017	43.503	37.617	31.897	195.6	7:54.773
5	1:55.761	45.197	38.465	32.099	197.4	10:13.801	5	1:52.983	43.972	37.394	31.617	197.8	9:47.756
6	1:56.198	44.217	39.892	32.089	196.0	12:09.999	6	1:51.955	43.241	37.143	31.571	201.8	11:39.711
7	1:57.124	44.949	39.360	32.815	196.3	14:07.123	7	1:52.359	43.370	37.618	31.371	202.6	13:32.070
8	1:59.641	45.569	40.173	33.899	183.9	16:06.764	8	1:52.209	43.341	37.453	31.415	203.7	15:24.279
9	1:57.392	45.246	39.598	32.548	178.8	18:04.156	9	1:55.097	44.521	38.708	31.868	200.3	17:19.376



Circuito del Jarama
División 2
2ª Carrera
Tiempos Por Vuelta

41 Diego Blanco Torrecilla Porsche 928

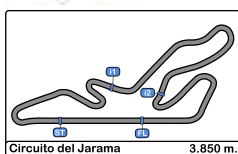
C-L CLUB JARAMA SPORT

Vta. D	Tiempo	Sector 1	Sector 2	Sector 3	V. Max.	Elapsed
1	2:27.777	1:16.367	38.820	32.590	177.9	2:27.777
2	1:57.193	45.617	38.691	32.885	175.6	4:24.970
3	1:56.518	46.279	38.419	31.820	180.6	6:21.488
4	1:55.855	44.456	39.167	32.232	185.5	8:17.343
5	1:55.847	44.893	37.892	33.062		10:13.190
6	1:56.134	44.275	38.472	33.387	191.1	12:09.324
7	1:56.753	44.865	39.133	32.755	196.3	14:06.077
8	1:59.876	46.168	40.330	33.378	173.3	16:05.953
9	1:58.318	45.655	39.663	33.000	181.2	18:04.271

56 Luis Benjamin Garcia Garcia CUPRA TCR

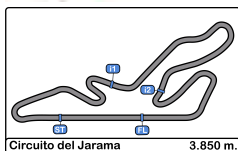
8 ESCUDERIA LEMANS

Vta. D	Tiempo	Sector 1	Sector 2	Sector 3	V. Max.	Elapsed
1	2:04.707	55.815	38.554	30.338	193.2	2:04.707
2	1:51.133	42.237	37.955	30.941	192.8	3:55.840
3	1:50.068	42.487	37.366	30.215	202.2	5:45.908
4	1:49.497	42.217	37.035	30.245	196.0	7:35.405
5	1:49.361	41.909	37.238	30.214	201.8	9:24.766
6	1:48.655	41.683	36.779	30.193	204.1	11:13.421
7	1:48.297	41.559	36.643	30.095	206.8	13:01.718
8	1:48.799	41.806	36.893	30.100	194.2	14:50.517
9	1:51.227	43.735	37.033	30.459	209.7	16:41.744
10	1:48.619	41.704	36.530	30.385	198.5	18:30.363



Circuito del Jarama
División 2
2ª Carrera
Análisis

Num	T. Vta.	Dif	Num	T. Vta.	Dif	Num	T. Vta.	Dif	Num	T. Vta.	Dif	Num	T. Vta.	Dif
Vta 1			56	1:51.133	28.439	41	1:56.518	1:10.976	32	1:47.984	39.672	29	1:53.806	1:33.281
6	1:43.902		3	1:49.946	28.820	30	1:56.428	1:11.889	3	1:48.436	45.265	Num	T. Vta.	Dif
33	1:45.768	01.866	28	1:50.944	29.248	27	1:57.716	1:29.011	20	1:49.422	47.524	Vta 7		
22	1:49.653	05.751	14	1:50.526	29.783	Num	T. Vta.	Dif	56	1:49.361	49.052	6	1:43.326	
15	1:52.087	08.185	34	1:48.600	30.023	Vta 4			28	1:50.518	52.166	4	1:55.333	1 Lap
12	1:53.762	09.860	17	1:51.189	32.479	6	1:42.501		34	1:50.529	52.643	41	1:56.134	1 Lap
26	1:54.255	10.353	10	1:52.250	39.654	33	1:43.828	06.420	14	1:50.461	53.010	30	1:56.198	1 Lap
11	1:54.988	11.086	35	1:52.591	41.489	22	1:46.314	14.059	17	1:50.261	55.273	33	1:44.837	09.173
32	2:02.870	18.968	1	1:53.852	42.952	15	1:45.274	16.927	25	2:10.572	1 Lap	22	1:44.881	21.013
20	2:04.203	20.301	29	1:55.991	49.281	12	1:45.150	17.240	10	1:52.734	1:10.028	26	1:44.858	24.005
56	2:04.707	20.805	41	1:57.193	57.569	26	1:45.387	18.398	35	1:52.983	1:12.042	11	1:45.815	25.906
28	2:05.705	21.803	4	1:55.957	58.083	11	1:45.609	19.358	1	1:53.212	1:12.482	27	2:01.477	1 Lap
3	2:06.275	22.373	30	1:57.168	58.572	32	1:47.871	34.389	29	1:54.267	1:24.117	32	1:47.699	47.434
14	2:06.658	22.756	27	2:24.494	1:14.406	25	2:08.122	1 Lap	4	1:55.197	1:36.032	15	2:10.535	49.259
17	2:08.691	24.789	Num	T. Vta.	Dif	3	1:47.846	39.530	41	1:55.847	1:37.476	3	1:46.625	50.681
34	2:08.824	24.922	Vta 3			20	1:49.317	40.803	30	1:55.761	1:38.087	20	1:48.181	56.839
10	2:14.805	30.903	6	1:43.111		56	1:49.497	42.392	Num	T. Vta.	Dif	56	1:48.297	58.036
35	2:16.299	32.397	33	1:45.540	05.093	28	1:49.983	44.349	Vta 6			28	1:49.037	1:02.335
1	2:16.501	32.599	22	1:46.353	10.246	34	1:50.796	44.815	6	1:44.642		34	1:48.843	1:02.509
27	2:17.313	33.411	25	2:29.022	1 Lap	14	1:50.487	45.250	33	1:44.787	07.662	17	1:50.039	1:06.828
23	2:17.880	33.978	15	1:46.098	14.154	17	1:50.211	47.713	27	1:57.146	1 Lap	10	1:52.608	1:27.908
29	2:20.691	36.789	12	1:46.239	14.591	10	1:53.276	59.995	22	1:46.297	19.458	35	1:52.359	1:28.388
41	2:27.777	43.875	26	1:45.623	15.512	35	1:53.017	1:01.760	15	1:46.092	22.050	1	1:52.327	1:28.763
30	2:28.805	44.903	11	1:45.561	16.250	1	1:52.343	1:01.971	26	1:45.803	22.473	Num	T. Vta.	Dif
4	2:29.527	45.625	32	1:48.215	29.019	29	1:54.366	1:12.551	11	1:45.596	23.417	Vta 8		
25	2:54.526	1:10.624	20	1:49.614	33.987	4	1:55.234	1:23.536	32	1:48.031	43.061	6	1:43.707	
Num	T. Vta.	Dif	3	1:48.476	34.185	41	1:55.855	1:24.330	3	1:46.759	47.382	29	1:56.661	1 Lap
Vta 2			56	1:50.068	35.396	30	1:55.639	1:25.027	20	1:49.102	51.984	25	2:05.673	2 Laps
6	1:43.499		34	1:49.608	36.520	27	1:54.564	1:41.074	56	1:48.655	53.065	33	1:49.045	14.511
33	1:44.297	02.664	28	1:50.730	36.867	Num	T. Vta.	Dif	28	1:49.100	56.624	4	1:54.987	1 Lap
22	1:44.752	07.004	14	1:50.592	37.264	Vta 5			34	1:48.991	56.992	41	1:56.753	1 Lap
15	1:46.481	11.167	17	1:50.635	40.003	6	1:42.701		14	1:49.488	57.856	30	1:57.124	1 Lap
12	1:45.102	11.463	10	1:52.677	49.220	33	1:43.798	07.517	17	1:49.484	1:00.115	22	1:44.536	21.842
26	1:46.146	13.000	35	1:52.866	51.244	22	1:46.445	17.803	10	1:53.240	1:18.626	26	1:44.881	25.179
11	1:46.213	13.800	1	1:52.288	52.129	15	1:46.374	20.600	35	1:51.955	1:19.355	11	1:46.789	28.988
32	1:48.446	23.915	29	1:54.516	1:00.686	26	1:45.615	21.312	1	1:51.922	1:19.762	27	1:57.242	1 Lap
20	1:50.682	27.484	4	1:55.831	1:10.803	11	1:45.806	22.463	25	2:08.123	1 Lap	32	1:47.794	51.521



Circuito del Jarama

División 2

2ª Carrera

Análisis

Num	T. Vta.	Dif	Num	T. Vta.	Dif
15	1:46.899	52.451	33	1:47.813	22.038
3	1:46.414	53.388	22	1:45.000	25.404
20	1:49.179	1:02.311	29	1:58.611	1 Lap
56	1:48.799	1:03.128	26	1:49.652	37.375
28	1:49.318	1:07.946	4	1:55.683	1 Lap
34	1:49.389	1:08.191	11	1:49.648	40.497
17	1:50.159	1:13.280	30	1:57.392	1 Lap
10	1:51.956	1:36.157	41	1:58.318	1 Lap
35	1:52.209	1:36.890	25	2:07.761	2 Laps
1	1:52.176	1:37.232	32	1:48.390	1:00.128

Num	T. Vta.	Dif	Num	T. Vta.	Dif
3	1:49.489	1:03.116	15	1:49.446	1:12.814

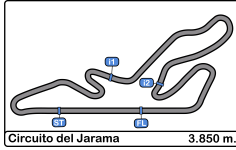
Vta 9

6	1:43.500		27	1:58.124	1 Lap
29	1:55.067	1 Lap	20	1:47.880	1:14.651
33	1:46.152	17.163	56	1:48.619	1:16.536
22	1:45.000	23.342	34	1:48.172	1:18.957
4	1:55.977	1 Lap	28	1:49.897	1:22.084
26	1:48.982	30.661	17	1:49.602	1:26.925
25	2:06.885	2 Laps			
11	1:48.299	33.787			
41	1:59.876	1 Lap			
30	1:59.641	1 Lap			
32	1:46.655	54.676			
3	1:46.677	56.565			
27	1:59.843	1 Lap			
15	1:57.355	1:06.306			
20	1:50.898	1:09.709			
56	1:51.227	1:10.855			
34	1:49.032	1:13.723			
28	1:50.679	1:15.125			
17	1:50.481	1:20.261			

Num	T. Vta.	Dif
-----	---------	-----

Vta 10

6	1:42.938	
10	1:53.819	1 Lap
1	1:53.007	1 Lap
35	1:55.097	1 Lap



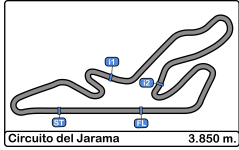
Circuito del Jarama

División 2

2ª Carrera

Mejores Sectores

Sector - 1				Sector - 2				Sector - 3				Vuelta Ideal vs Mejor Vuelta			
Clas	Nº	Piloto	Tiempo	Nº	Piloto	Tiempo	Nº	Piloto	Tiempo	Clas	Nº	Piloto	Vta. Ideal	Mejor V.	Clas
1	6	Francisco Comendador Romero	39.403	6	Francisco Comendador Romero	34.112	6	Francisco Comendador Romero	28.403	1	6	Francisco Comendador Romero	1:41.918	1:42.501	1
2	33	Juan Fco. Gastañaga Martinez	39.989	33	Juan Fco. Gastañaga Martinez	34.509	22	Diego Candado Cones	28.927	2	33	Juan Fco. Gastañaga Martinez	1:43.478	1:43.798	2
3	22	Diego Candado Cones	39.989	12	Plazio Gomez - Plazio Gomez	34.715	33	Juan Fco. Gastañaga Martinez	28.980	3	22	Diego Candado Cones	1:43.961	1:44.536	3
4	26	Alfonso Colomina Fajardo	40.153	26	Alfonso Colomina Fajardo	34.870	12	Plazio Gomez - Plazio Gomez	29.317	4	26	Alfonso Colomina Fajardo	1:44.358	1:44.858	4
5	15	Juan Carlos Esteban Garcia	40.445	11	Roberto Alexander Del Pino	34.913	26	Alfonso Colomina Fajardo	29.335	5	12	Plazio Gomez - Plazio Gomez	1:44.825	1:45.102	5
6	11	Roberto Alexander Del Pino	40.511	22	Diego Candado Cones	35.045	15	Juan Carlos Esteban Garcia	29.359	6	15	Juan Carlos Esteban Garcia	1:45.021	1:45.274	6
7	32	Jesús Angel Llorente Ramiro	40.695	15	Juan Carlos Esteban Garcia	35.217	11	Roberto Alexander Del Pino	29.725	7	11	Roberto Alexander Del Pino	1:45.149	1:45.561	7
8	12	Plazio Gomez - Plazio Gomez	40.793	3	Antonio Castro Ortega	35.475	3	Antonio Castro Ortega	29.770	8	3	Antonio Castro Ortega	1:46.137	1:46.414	8
9	3	Antonio Castro Ortega	40.892	20	Mario Alberto Moreno Rojas	35.659	20	Mario Alberto Moreno Rojas	29.885	9	32	Jesús Angel Llorente Ramiro	1:46.612	1:46.655	9
10	34	Eloy Iñigo Varas	41.328	32	Jesús Angel Llorente Ramiro	35.732	34	Eloy Iñigo Varas	29.885	10	20	Mario Alberto Moreno Rojas	1:46.971	1:47.880	10
11	20	Mario Alberto Moreno Rojas	41.427	34	Eloy Iñigo Varas	36.334	56	Luis Benjamin Garcia Garcia	30.095	11	34	Eloy Iñigo Varas	1:47.547	1:48.172	11
12	56	Luis Benjamin Garcia Garcia	41.559	28	Alejandro Geppert	36.481	32	Jesús Angel Llorente Ramiro	30.185	12	56	Luis Benjamin Garcia Garcia	1:48.184	1:48.297	12
13	17	Moises Ruiz Medina	41.959	56	Luis Benjamin Garcia Garcia	36.530	28	Alejandro Geppert	30.481	13	28	Alejandro Geppert	1:49.028	1:49.037	13
14	14	Mariano Esteban Trilla	42.027	14	Mariano Esteban Trilla	36.629	14	Mariano Esteban Trilla	30.580	14	14	Mariano Esteban Trilla	1:49.236	1:49.488	15
15	28	Alejandro Geppert	42.066	17	Moises Ruiz Medina	36.754	17	Moises Ruiz Medina	30.618	15	17	Moises Ruiz Medina	1:49.331	1:49.484	14
16	10	Busian Fontan Alcalde	43.119	35	Antonio Garcia Delicado	37.143	1	Juan Carlos Lopez Olm	31.178	16	1	Juan Carlos Lopez Olm	1:51.637	1:51.922	16
17	35	Antonio Garcia Delicado	43.241	1	Juan Carlos Lopez Olm	37.200	10	Busian Fontan Alcalde	31.284	17	35	Antonio Garcia Delicado	1:51.755	1:51.955	17
18	1	Juan Carlos Lopez Olm	43.259	10	Busian Fontan Alcalde	37.537	35	Antonio Garcia Delicado	31.371	18	10	Busian Fontan Alcalde	1:51.940	1:51.956	18
19	29	Sergio Muñoz De La Vieja	43.502	41	Diego Blanco Torrecilla	37.892	23	Pedro José Herraiz Alijas	31.613	19	29	Sergio Muñoz De La Vieja	1:53.770	1:53.806	19
20	4	Tomas Moreno Garcia	44.006	23	Pedro José Herraiz Alijas	38.243	30	Juan Carlos Zorilla Hierro	31.670	20	41	Diego Blanco Torrecilla	1:53.987	1:55.847	23
21	27	Iñigo Moreno De Cala	44.100	29	Sergio Muñoz De La Vieja	38.437	27	Iñigo Moreno De Cala	31.681	21	27	Iñigo Moreno De Cala	1:54.306	1:54.564	20
22	30	Juan Carlos Zorilla Hierro	44.217	30	Juan Carlos Zorilla Hierro	38.465	41	Diego Blanco Torrecilla	31.820	22	30	Juan Carlos Zorilla Hierro	1:54.352	1:55.639	22
23	41	Diego Blanco Torrecilla	44.275	27	Iñigo Moreno De Cala	38.525	29	Sergio Muñoz De La Vieja	31.831	23	4	Tomas Moreno Garcia	1:54.765	1:54.987	21
24	25	Carlos Luna Mesonero	48.352	4	Tomas Moreno Garcia	38.656	4	Tomas Moreno Garcia	32.103	24	25	Carlos Luna Mesonero	2:04.558	2:05.673	24
25	23	Pedro José Herraiz Alijas	1:08.024	25	Carlos Luna Mesonero	41.092	25	Carlos Luna Mesonero	35.114	25	23	Pedro José Herraiz Alijas	2:17.880	2:17.880	25



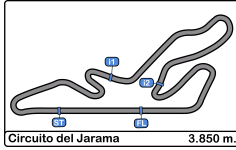
Circuito del Jarama

División 2

2ª Carrera

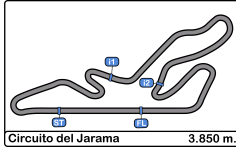
Secuencia Lider

<u>Nº</u>	<u>Concursante</u>	<u>Piloto 1</u>	<u>Piloto 2</u>	<u>Vehiculo</u>	<u>Cat</u>	<u>Vta. Inicio</u>	<u>Vta. Fin</u>	<u>Vtas</u>	<u>Total Vtas.</u>
6	C.D.E. DEYSCOM SPORT	Francisco Comendador		SUBARU WRX Sti	8	1	10	10	10



Circuito del Jarama
División 2
2ª Carrera
5 Mejores Tiempos

Cl	Nº	Concursante	Piloto 1	Piloto 2	Vehiculo	Cat	Cl	Mejor 1		Mejor 2		Mejor 3		Mejor 4		Mejor 5	
								Tiempo	Vta	Tiempo	Vta	Tiempo	Vta	Tiempo	Vta	Tiempo	Vta
1	6	C.D.E. DEYSCOM SPORT	Francisco Comendador Romero		SUBARU WRX Sti	8	1	1:42.501	4	1:42.701	5	1:42.938	10	1:43.111	3	1:43.326	7
2	33	SMC Junior Motorsport	Juan Fco. Gastañaga Martinez		CUPRA TCR	8	2	1:43.798	5	1:43.828	4	1:44.297	2	1:44.787	6	1:44.837	7
3	22	C.D.E. ULTIMA VUELTA	Diego Candado Conesa		PORSCHE 997 Cup	9	1	1:44.536	8	1:44.752	2	1:44.881	7	1:45.000	9	1:45.000	10
4	26	SMC Junior Motorsport	Alfonso Colomina Fajardo		PEUGEOT 308 Racing Cup	7	1	1:44.858	7	1:44.881	8	1:45.387	4	1:45.615	5	1:45.623	3
5	12	PCR SPORT CLUB ESPORTIU	Oscar Plazio Gomez	<u>Carlos Plazio Gomez</u>	PEUGEOT 308 Racing Cup	7	2	1:45.102	2	1:45.150	4	1:46.239	3	1:53.762	1		
6	15	R A C E	Juan Carlos Esteban Garcia		SEAT LEON MK 2	7	3	1:45.274	4	1:46.092	6	1:46.098	3	1:46.374	5	1:46.481	2
7	11	SMC Junior Motorsport	Roberto Alexander Del Pino		PEUGEOT 308 Racing Cup	7	4	1:45.561	3	1:45.596	6	1:45.609	4	1:45.806	5	1:45.815	7
8	3	A.E.C.D.	Antonio Castro Ortega		Porsche 968 Turbo	C-L	1	1:46.414	8	1:46.625	7	1:46.677	9	1:46.759	6	1:47.846	4
9	32	SMC Junior Motorsport	Jesús Angel Llorente Ramiro		Volkswagen Golf GTI TCR	8	3	1:46.655	9	1:47.699	7	1:47.794	8	1:47.871	4	1:47.984	5
10	20	SMC Junior Motorsport	Mario Alberto Moreno Rojas		KTM X-BOW	9	2	1:47.880	10	1:48.181	7	1:49.102	6	1:49.179	8	1:49.317	4
11	34	R A C E	Eloy Iñigo Varas		SEAT LEON MK 1	6	1	1:48.172	10	1:48.600	2	1:48.843	7	1:48.991	6	1:49.032	9
12	56	ESCUADERIA LEMANS	Luis Benjamin Garcia Garcia		CUPRA TCR	8	4	1:48.297	7	1:48.619	10	1:48.655	6	1:48.799	8	1:49.361	5
13	28	SMC Junior Motorsport	Alejandro Geppert Romero		HYUNDAI I30 CET	6	2	1:49.037	7	1:49.100	6	1:49.318	8	1:49.897	10	1:49.983	4
14	17	SMC Junior Motorsport	Moises Ruiz Medina		PEUGEOT RZC Racing Cup	6	3	1:49.484	6	1:49.602	10	1:50.039	7	1:50.159	8	1:50.211	4
15	14	SMC Junior Motorsport	Mariano Esteban Trilla		RENAULT CLIO CUP IV	6	4	1:49.488	6	1:50.461	5	1:50.487	4	1:50.526	2	1:50.592	3
16	1	EFICAR TEAM	Juan Carlos Lopez Olmo		MERCEDES BENZ 190E	C-L	2	1:51.922	6	1:52.176	8	1:52.288	3	1:52.327	7	1:52.343	4
17	35	SMC Junior Motorsport	Antonio Garcia Delicado		RENAULT CLIO CUP IV	6	5	1:51.955	6	1:52.209	8	1:52.359	7	1:52.591	2	1:52.866	3
18	10	SMC Junior Motorsport	Busian Fontan Alcalde		RENAULT CLIO CUP III	5	1	1:51.956	8	1:52.250	2	1:52.608	7	1:52.677	3	1:52.734	5
19	29	R A C E	Sergio Muñoz De La Vieja		RENAULT CLIO CUP III	5	2	1:53.806	6	1:54.267	5	1:54.366	4	1:54.516	3	1:55.067	8
20	27	SMC Junior Motorsport	Iñigo Moreno De Cala		RENAULT CLIO CUP III	5	3	1:54.564	4	1:57.146	5	1:57.242	7	1:57.716	3	1:58.124	9
21	4	ESCUADERIA MADRID	Tomas Moreno Garcia		Mercedes Benz 190	C-L	3	1:54.987	7	1:55.197	5	1:55.234	4	1:55.333	6	1:55.683	9
22	30	A.E.C.D.	Juan Carlos Zorilla Hierro		PORSCHE 968 CS	C-L	4	1:55.639	4	1:55.761	5	1:56.198	6	1:56.428	3	1:57.124	7
23	41	CLUB JARAMA SPORT	Diego Blanco Torrecilla		Porsche 928	C-L	5	1:55.847	5	1:55.855	4	1:56.134	6	1:56.518	3	1:56.753	7
24	25	SMC Junior Motorsport	Carlos Luna Mesonero		RENAULT CLIO CUP IV	6	6	2:05.673	6	2:06.885	7	2:07.761	8	2:08.122	3	2:08.123	5
25	23	R A C E	Pedro José Herraiz Alijas		RENAULT CLIO CUP III	5	4	2:17.880	1								



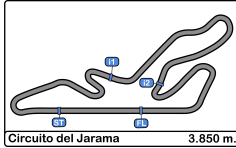
Circuito del Jarama

División 2

2ª Carrera

5 Mejores Velocidades

Cl	Nº	Concursante	Piloto 1	Piloto 2	Vehiculo	Cat	Cl	Top 1		Top 2		Top 3		Top 4		Top 5		Avg
								Km/h	Vta.	Km/h	Vta.	Km/h	Lap	Km/h	Lap	Km/h	Lap	
1	6	C.D.E. DEYSCOM SPORT	Francisco Comendador Romero		SUBARU WRX Sti	8	1	230.7	7	223.6	1	223.1	5	221.7	6	220.4	8	223.9
2	32	SMC Junior Motorsport	Jesús Angel Llorente Ramiro		Volkswagen Golf GTI TCR	8	2	224.5	8	223.1	9	223.1	10	221.3	4	221.3	7	222.6
3	15	R A C E	Juan Carlos Esteban Garcia		SEAT LEON MK 2	7	1	221.3	6	216.8	7	212.1	9	210.5	4	206.8	1	213.5
4	26	SMC Junior Motorsport	Alfonso Colomina Fajardo		PEUGEOT 308 Racing Cup	7	2	219.5	6	219.5	7	218.1	5	215.1	8	212.1	2	216.9
5	33	SMC Junior Motorsport	Juan Fco. Gastañaga Martinez		CUPRA TCR	8	3	215.1	7	214.2	5	213.8	4	213.0	8	209.7	3	213.2
6	11	SMC Junior Motorsport	Roberto Alexander Del Pino		PEUGEOT 308 Racing Cup	7	3	214.7	7	213.8	4	208.4	6	207.6	5	204.5	2	209.8
7	12	PCR SPORT CLUB ESPORTIU	Oscar Plazio Gomez	Carlos Plazio Gomez	PEUGEOT 308 Racing Cup	7	4	214.2	1	212.5	2	206.1	4	203.7	3			209.1
8	34	R A C E	Eloy Iñigo Varas		SEAT LEON MK 1	6	1	213.4	7	212.1	8	211.3	6	210.5	10	204.9	4	210.4
9	3	A.E.C.D.	Antonio Castro Ortega		Porsche 968 Turbo	C-L	1	213.0	4	211.3	9	206.5	3	201.8	6	201.1	8	206.7
10	22	C.D.E. ULTIMA VUELTA	Diego Candado Conesa		PORSCHE 997 Cup	9	1	210.1	1	210.1	2	209.3	10	208.8	6	202.6	3	208.2
11	56	ESCUADERIA LEMANS	Luis Benjamin Garcia Garcia		CUPRA TCR	8	4	209.7	9	206.8	7	204.1	6	202.2	3	201.8	5	204.9
12	17	SMC Junior Motorsport	Moises Ruiz Medina		PEUGEOT RZC Racing Cup	6	2	206.8	6	206.1	5	205.7	7	205.3	3	203.3	10	205.4
13	14	SMC Junior Motorsport	Mariano Esteban Trilla		RENAULT CLIO CUP IV	6	3	204.5	6	203.3	5	201.8	7	199.6	4	198.8	1	201.6
14	1	EFICAR TEAM	Juan Carlos Lopez Olmo		MERCEDES BENZ 190E	C-L	2	204.1	7	203.3	8	203.0	9	200.7	6	200.3	4	202.3
15	28	SMC Junior Motorsport	Alejandro Geppert Romero		HYUNDAI I30 CET	6	4	203.7	4	201.8	8	201.4	6	200.3	7	198.8	10	201.2
16	35	SMC Junior Motorsport	Antonio Garcia Delicado		RENAULT CLIO CUP IV	6	5	203.7	8	202.6	7	201.8	6	200.3	9	197.8	5	201.2
17	23	R A C E	Pedro José Herraiz Alijas		RENAULT CLIO CUP III	5	1	203.3	2	185.2	1							194.3
18	27	SMC Junior Motorsport	Iñigo Moreno De Cala		RENAULT CLIO CUP III	5	2	199.2	2	190.4	4	190.4	6	182.4	8	181.8	7	188.8
19	30	A.E.C.D.	Juan Carlos Zorilla Hierro		PORSCHE 968 CS	C-L	3	197.4	5	196.3	7	196.0	6	190.4	4	190.1	1	194.0
20	41	CLUB JARAMA SPORT	Diego Blanco Torrecilla		Porsche 928	C-L	4	196.3	7	191.1	6	185.5	4	181.2	9	180.6	3	186.9
21	4	ESCUADERIA MADRID	Tomas Moreno Garcia		Mercedes Benz 190	C-L	5	195.2	8	194.9	3	194.5	2	193.5	7	193.2	1	194.3
22	10	SMC Junior Motorsport	Busian Fontan Alcalde		RENAULT CLIO CUP III	5	3	195.2	8	194.2	7	194.2	9	189.8	2	188.4	5	192.4
23	29	R A C E	Sergio Muñoz De La Vieja		RENAULT CLIO CUP III	5	4	188.1	3	185.8	4	180.0	8	177.0	9			182.7
24	25	SMC Junior Motorsport	Carlos Luna Mesonero		RENAULT CLIO CUP IV	6	6	182.4	6	174.7	7	171.1	5	163.1	1	160.0	8	170.2



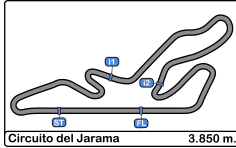
Circuito del Jarama

División 2

2ª Carrera

Secuencia Vueltas Rápidas

Vta	Hora Día	Tiempo Sesión	Nº	Concursante	Piloto 1	Piloto 2	Vehículo	Cat	Tiempo	Km/h
2	17:26:29.538	3:27.538	6	C.D.E. DEYSCOM SPORT	Francisco Comendador		SUBARU WRX Sti	8	1:43.499	133.9
3	17:28:12.649	5:10.649	6	C.D.E. DEYSCOM SPORT	Francisco Comendador		SUBARU WRX Sti	8	1:43.111	134.4
4	17:29:55.150	6:53.150	6	C.D.E. DEYSCOM SPORT	Francisco Comendador		SUBARU WRX Sti	8	1:42.501	135.2



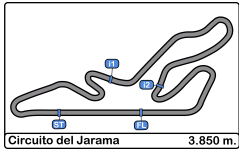
Circuito del Jarama

División 2

2ª Carrera

Mejor Maxima Velocidad del Evento

Cls	Nº	Concursante	Piloto 1	Piloto 2	Vehiculo	Cat	Km/h	Sesión
1	6	C.D.E. DEYSCOM SPORT	Francisco Comendador		SUBARU WRX Sti	8	230.7	2ª Carrera
2	32	SMC Junior Motorsport	Jesús Angel Llorente		Volkswagen Golf GTI TCR	8	226.8	Entrenamiento cronometrado
3	33	SMC Junior Motorsport	Juan Fco. Gastafiaga		CUPRA TCR	8	226.4	1ª Carrera
4	15	R A C E	Juan Carlos Esteban		SEAT LEON MK 2	7	221.3	2ª Carrera
5	26	SMC Junior Motorsport	Alfonso Colomina Fajardo		PEUGEOT 308 Racing	7	220.8	Entrenamiento cronometrado
6	12	PCR SPORT CLUB	Oscar Plazio Gomez	Carlos Plazio Gomez	PEUGEOT 308 Racing	7	220.8	Entrenamiento cronometrado
7	22	C.D.E. ULTIMA VUELTA	Diego Candado Conesa		PORSCHE 997 Cup	9	219.0	1ª Carrera
8	56	ESCUADERIA LEMANS	Luis Benjamin Garcia		CUPRA TCR	8	218.6	1ª Carrera
9	11	SMC Junior Motorsport	Roberto Alexander Del		PEUGEOT 308 Racing	7	218.6	1ª Carrera
10	34	R A C E	Eloy Iñigo Varas		SEAT LEON MK 1	6	216.0	1ª Carrera
11	3	A.E.C.D.	Antonio Castro Ortega		Porsche 968 Turbo	C-L	213.0	2ª Carrera
12	14	SMC Junior Motorsport	Mariano Esteban Trilla		RENAULT CLIO CUP IV	6 SMC	209.3	1ª Carrera
13	17	SMC Junior Motorsport	Moises Ruiz Medina		PEUGEOT RZC Racing	6	209.3	1ª Carrera
14	28	SMC Junior Motorsport	Alejandro Geppert Romero		HYUNDAI I30 CET	6	205.3	Entrenamiento cronometrado
15	1	EFICAR TEAM	Juan Carlos Lopez Olmo		MERCEDES BENZ 190E	C-L	204.1	2ª Carrera
16	35	SMC Junior Motorsport	Antonio Garcia Delicado		RENAULT CLIO CUP IV	6 SMC	203.7	2ª Carrera
17	23	R A C E	Pedro José Herraiz Alijas		RENAULT CLIO CUP III	5 SMC	203.3	1ª Carrera
18	10	SMC Junior Motorsport	Busian Fontan Alcalde		RENAULT CLIO CUP III	5 SMC	201.4	1ª Carrera
19	29	R A C E	Sergio Muñoz De La Vieja		RENAULT CLIO CUP III	5 SMC	201.1	Entrenamiento cronometrado
20	27	SMC Junior Motorsport	Iñigo Moreno De Cala		RENAULT CLIO CUP III	5 SMC	200.0	1ª Carrera
21	4	ESCUADERIA MADRID HISTORICO	Tomas Moreno Garcia		Mercedes Benz 190	C-L	200.0	1ª Carrera
22	41	CLUB JARAMA SPORT	Diego Blanco Torrecilla		Porsche 928	C-L	198.8	1ª Carrera
23	8	A.E.C.D.	Lucas Gonzalez-Anleo		PORSCHE 968 CS	C-L	198.1	Entrenamiento cronometrado
24	30	A.E.C.D.	Juan Carlos Zorilla Hierro		PORSCHE 968 CS	C-L	197.4	Entrenamiento cronometrado
25	9	SMC Junior Motorsport	Leonardo Quesada		RENAULT CLIO CUP III	5 SMC	193.5	1ª Carrera
26	25	SMC Junior Motorsport	Carlos Luna Mesonero		RENAULT CLIO CUP IV	6 SMC	192.5	Entrenamiento cronometrado



Circuito del Jarama

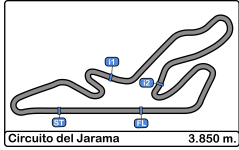
División 2

2ª Carrera

Cuentavueltas

VTA

Nr	Po	Grid	1	2	3	4	5	6	7	8	9	10
33	1	33	6	6	6	6	6	6	6	6	6	6
6	2	6	33	33	33	33	33	33	33	33	33	33
22	3	22	22	22	22	22	22	22	22	22	22	22
15	4	15	15	15	15	15	15	15	26	26	26	26
12	5	12	12	12	12	12	26	26	11	11	11	11
26	6	26	26	26	26	26	11	11	32	32	32	32
11	7	11	11	11	11	11	32	32	15	15	3	3
20	8	20	32	32	32	32	3	3	3	3	15	15
32	9	32	20	20	20	3	20	20	20	20	20	20
56	10	56	56	56	3	20	56	56	56	56	56	56
28	11	28	28	3	56	56	28	28	28	28	34	34
3	12	3	3	28	34	28	34	34	34	34	28	28
17	13	17	14	14	28	34	14	14	17	17	17	17
14	14	14	17	34	14	14	17	17	10	10	10	
34	15	34	34	17	17	17	10	10	35	35	1	
1	16	1	10	10	10	10	35	35	1	1	35	
10	17	10	35	35	35	35	1	1	29	29	29	
35	18	35	1	1	1	1	29	29	4	4	4	
27	19	27	27	29	29	29	4	4	41	41	30	
23	20	23	23	41	4	4	41	41	30	30	41	
29	21	29	29	4	41	41	30	30	27	27	27	
41	22	41	41	30	30	30	27	27	25	25		
30	23	30	30	27	27	27	25	25				
4	24	4	4	25	25	25						
8	25	8	25									
9	26	9										



Circuito del Jarama

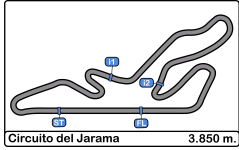
División 2

2ª Carrera

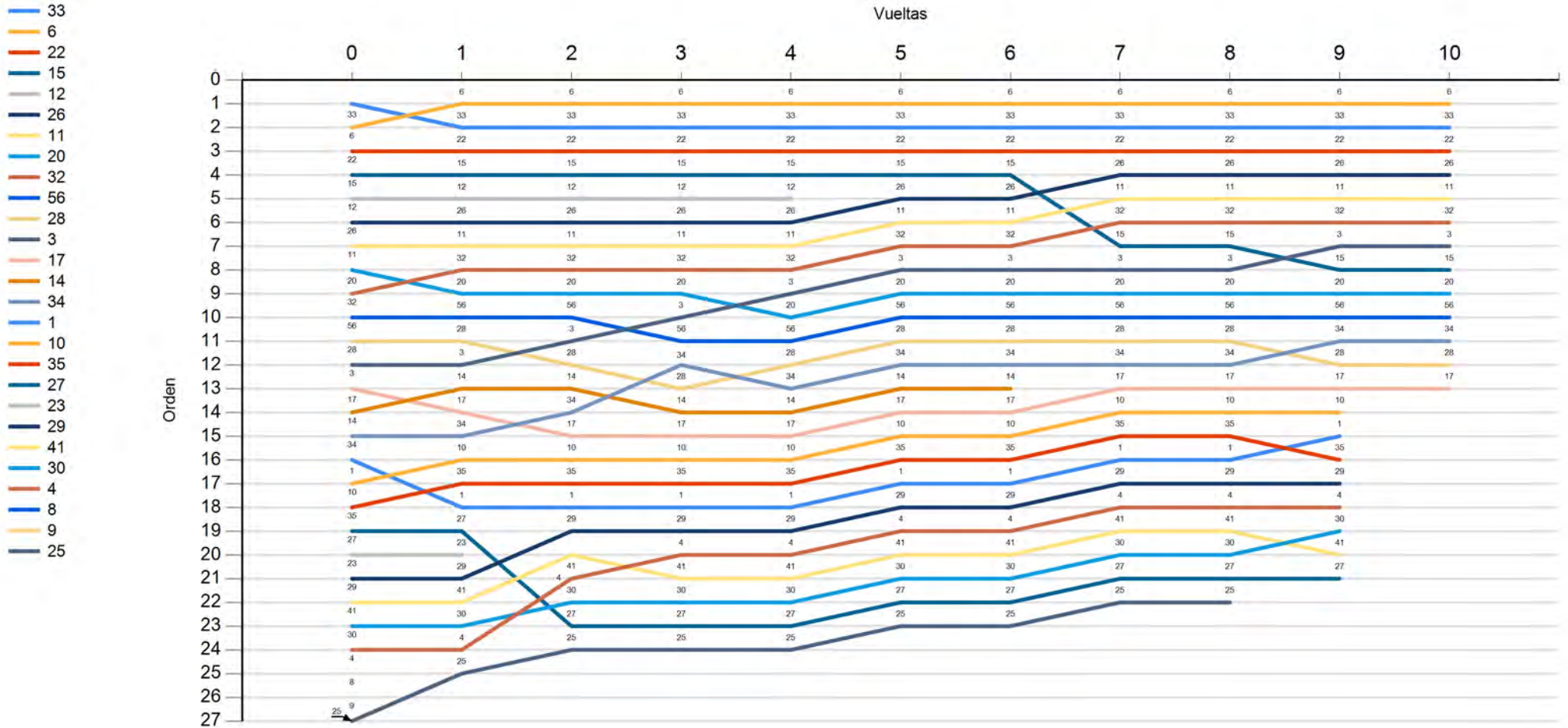
Cuentavueeltas

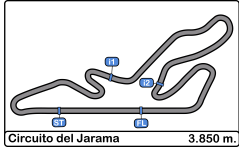
VTA

Nr	Po	Grid	1	2	3	4	5	6	7	8	9	10
25	27	25										



Circuito del Jarama
División 2
2ª Carrera
Cuentavueltas Gráfico





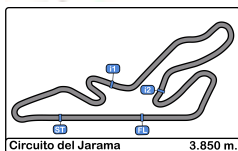
Circuito del Jarama

División 2

2ª Carrera

Tiempos Parada en Pit

<u>Nº</u>	<u>Tiempo Día</u>	<u>Concursante</u>	<u>Piloto 1</u>	<u>Piloto 2</u>	<u>Vehículo</u>	<u>Cat</u>	<u>Tiempo Entrada</u>	<u>Nº Parada</u>	<u>Tiempo Pit</u>	<u>Handicap</u>	<u>Penalización</u>
25	17:25:52.741	SMC Junior Motorsport	Carlos Luna Mesonero		RENAULT CLIO CUP IV	6 SMC	2:50.604	1	26.551		



Circuito del Jarama
División 2
2ª Carrera
Resultados Finales

Cls	Nº	Piloto	Concursante	Vehiculo	Cat	Cl	N.V.	Tiempo	Dif 1º	Dif Ant.	Km/h	V.R.	Tiempo	Km/h
1	6	Francisco Comendador Romero	C.D.E. DEYSCOM SPORT	SUBARU WRX Sti	8	1	10	17:13.827			134.0	4	1:42.501	135.2
2	33	Juan Fco. Gastañaga Martinez	SMC Junior Motorsport	CUPRA TCR	8	2	10	17:35.865	22.038	22.038	131.2	5	1:43.798	133.5
3	22	Diego Candado Conesa	C.D.E. ULTIMA VUELTA	PORSCHE 997 Cup	9	1	10	17:39.231	25.404	3.366	130.8	8	1:44.536	132.5
4	26	Alfonso Colomina Fajardo	SMC Junior Motorsport	PEUGEOT 308 Racing Cup	7	1	10	17:51.202	37.375	11.971	129.3	7	1:44.858	132.1
5	11	Roberto Alexander Del Pino	SMC Junior Motorsport	PEUGEOT 308 Racing Cup	7	2	10	17:54.324	40.497	3.122	129.0	3	1:45.561	131.2
6	32	Jesús Angel Llorente Ramiro	SMC Junior Motorsport	Volkswagen Golf GTI TCR	8	3	10	18:13.955	1:00.128	19.631	126.6	9	1:46.655	129.9
7	3	Antonio Castro Ortega	A.E.C.D.	Porsche 968 Turbo	C-L	1	10	18:16.943	1:03.116	2.988	126.3	8	1:46.414	130.2
8	15	Juan Carlos Esteban Garcia	R A C E	SEAT LEON MK 2	7	3	10	18:26.641	1:12.814	9.698	125.2	4	1:45.274	131.6
9	20	Mario Alberto Moreno Rojas	SMC Junior Motorsport	KTM X-BOW	9	2	10	18:28.478	1:14.651	1.837	125.0	10	1:47.880	128.4
10	56	Luis Benjamin Garcia Garcia	ESCUADERIA LEMAN	CUPRA TCR	8	4	10	18:30.363	1:16.536	1.885	124.8	7	1:48.297	127.9
11	34	Eloy Iñigo Varas	R A C E	SEAT LEON MK 1	6	1	10	18:32.784	1:18.957	2.421	124.5	10	1:48.172	128.1
12	28	Alejandro Geppert Romero	SMC Junior Motorsport	HYUNDAI I30 CET	6	2	10	18:35.911	1:22.084	3.127	124.2	7	1:49.037	127.1
13	17	Moises Ruiz Medina	SMC Junior Motorsport	PEUGEOT RZC Racing Cup	6	3	10	18:40.752	1:26.925	4.841	123.6	6	1:49.484	126.5
14	10	Busian Fontan Alcalde	SMC Junior Motorsport	RENAULT CLIO CUP III	5	1	SMC 9	17:17.365	1 Vta	1 Vta	120.2	8	1:51.956	123.7
15	1	Juan Carlos Lopez Olmo	EFICAR TEAM	MERCEDES BENZ	C-L	2	9	17:17.628	1 Vta	0.263	120.2	6	1:51.922	123.8
16	35	Antonio Garcia Delicado	SMC Junior Motorsport	RENAULT CLIO CUP IV	6	4	SMC 9	17:19.376	1 Vta	1.748	120.0	6	1:51.955	123.7
17	29	Sergio Muñoz De La Vieja	R A C E	RENAULT CLIO CUP III	5	2	SMC 9	17:43.976	1 Vta	24.600	117.2	6	1:53.806	121.7
18	4	Tomas Moreno Garcia	ESCUADERIA MADRID	Mercedes Benz 190	C-L	3	9	17:53.726	1 Vta	9.750	116.1	7	1:54.987	120.5
19	30	Juan Carlos Zorilla Hierro	A.E.C.D.	PORSCHE 968 CS	C-L	4	9	18:04.156	1 Vta	10.430	115.0	4	1:55.639	119.8
20	41	Diego Blanco Torrecilla	CLUB JARAMA SPO	Porsche 928	C-L	5	9	18:04.271	1 Vta	0.115	115.0	5	1:55.847	119.6
21	27	Iñigo Moreno De Cala	SMC Junior Motorsport	RENAULT CLIO CUP III	5	3	SMC 9	18:27.919	1 Vta	23.648	112.5	4	1:54.564	120.9
22	25	Carlos Luna Mesonero	SMC Junior Motorsport	RENAULT CLIO CUP IV	6	5	SMC 8	18:10.684	2 Vtas	1 Vta	101.6	6	2:05.673	110.2

No clasificados: (Requerimiento: 75% del numero de vueltas del lider = 8 Vueltas)

14	Mariano Esteban Trilla	SMC Junior Motorsport	RENAULT CLIO CUP IV	6	6	SMC 6	11:18.212	4 Vtas	2 Vtas	122.6	6	1:49.488	126.5	
12	Plazio Gomez - Plazio Gomez	PCR SPORT CLUB	PEUGEOT 308 Racing Cup	7	4	4	7:10.253	6 Vtas	2 Vtas	128.8	2	1:45.102	131.8	
23	Pedro José Herraiz Alijas	R A C E	RENAULT CLIO CUP III	5	4	SMC 1	2:17.880	9 Vtas	3 Vtas	100.5	1	2:17.880	100.5	
8	Lucas Gonzalez-Anleo Polo	A.E.C.D.	PORSCHE 968 CS	C-L	6									
9	Leonardo Quesada Bolaños	SMC Junior Motorsport	RENAULT CLIO CUP III	5	5	SMC								

Vta. rápida de Francisco Comendador Romero en 1:42.501 a 135.2 Km/h en la vuelta 4

Publicada a las :.....

Comisarios Deportivos:	Director de Carrera:	Cronometrador:
-------------------------------	-----------------------------	---------------------------