

# XXVIII Cto. RACE de Turismos

## “Memorial Fernando Falcó”

### División 1

2ª Prueba

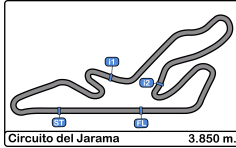
Circuito del Jarama

24 de abril de 2021

*Results booklet*



Provided by Cronococa S.L.  
[www.cronococa.com](http://www.cronococa.com)

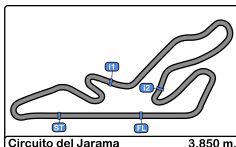


**Circuito del Jarama**  
**División 1**  
**Entrenamiento cronometrado**  
**Resultados Provisionales**

Cls	Nº	Concursante	Piloto 1	Piloto 2	Vehiculo	Cat	Cl	N.V.	V.R.	Tiempo	Dif 1º	Dif Ant.	Km/h
1	21	ESCUADERIA GREDOS	Javier Moreno Garcia		PEUGEOT 205	3	1	8	5	1:51.550			124.2
2	12	JOSE G. VILLANUEVA RUIZ	Alvaro Villanueva Capote	Diego Villanueva Capote	BMW E36 325i	EN-3	1	17	16	1:56.125	4.575	4.575	119.3
3	6	SMC Junior Motorsport	Fernando Navarrete Perdices		BMW E36 325i	EN-3	2	11	7	1:56.625	5.075	0.500	118.8
4	9	EFICAR TEAM	Santiago Castilla Salinero		HYUNDAI GETZ 1.5 CRDi	3	2	12	11	1:56.919	5.369	0.294	118.5
5	19	CLUB JARAMA SPORT	Adrian Martin Abrales		HYUNDAI GETZ 1.5 CRDi	3	3	14	12	1:57.072	5.522	0.153	118.3
6	28	VSR Motorsport	Pedro David Moya Rodriguez		BMW E36 325i	EN-3	3	17	7	1:58.537	6.987	1.465	116.9
7	14	ANDRÉS SÁNCHEZ PÉRE	Jonathan Arrien Asla		HONDA CIVIC	EN-1	1	8	3	2:01.684	10.134	3.147	113.9
8	1	PCR SPORT CLUB ESPORTIU	Victor López Martinez		HYUNDAI GETZ 1.5 CRDi	3	4	17	14	2:02.036	10.486	0.352	113.5
9	42	ESCUADERIA MADRID	Jesús Diaz Villarroel		PORSCHE Boxter 2.5	EN-3	4	14	10	2:02.133	10.583	0.097	113.4
10	16	R A C E	Eduardo Alonso De Pablo		BMW E36 325i	EN-3	5	7	3	2:02.351	10.801	0.218	113.2
11	3	C.D.E. ULTIMA VUELTA	Jorge Tello Villa		MAZDA MX5 1.8	EN-2	1	11	8	2:03.078	11.528	0.727	112.6
12	2	C.D.E. ULTIMA VUELTA	José M. Serrano Gutierrez		Volkswagen Golf GTI	EN-2	2	12	11	2:04.000	12.450	0.922	111.7
13	15	GUILLERMO DEL MORAL	Guillermo Del Moral Martinez		HYUNDAI ACCENT	3	5	15	10	2:04.853	13.303	0.853	111.0
14	11	ESCUADERIA TEAM LEMANS	Miguel Gómez Perales	Juan José Rios Gullon	NISSAN PRIMERA	EN-2	3	11	10	2:05.149	13.599	0.296	110.7
15	25	JUAN FCO. SANCHEZ	Juan Fco. Sanchez Jimenez		HYUNDAI ACCENT	3	6	17	14	2:07.073	15.523	1.924	109.0
16	10	R A C E	Teresa Gonzalez Holgado		CITROEN AX GT	3	7	13	12	2:12.498	20.948	5.425	104.6
17	17	C.D.E. ULTIMA VUELTA	Ricardo Jimenez Mendez		CITROEN SAXO VTS	1	1	3	3	2:13.261	21.711	0.763	104.0
18	65	C.D.E. ULTIMA VUELTA	Ruben Gonzalez Checa		TOYOTA AYGO	CK	1	13	12	2:16.948	25.398	3.687	101.2
19	47	C.D.E. ULTIMA VUELTA	Alberto Gonzalez Checa		TOYOTA AYGO	CK	2	13	12	2:17.130	25.580	0.182	101.0
20	26		Fco. Manuel Puertas Pérez		TOYOTA AYGO	CK	3	13	9	2:17.344	25.794	0.214	100.9
21	22	AS PONTES MOTORSP	Gabriel O. Alonso Savarino		TOYOTA AYGO	CK	4	14	8	2:19.920	28.370	2.576	99.0
22	38	ESCUADERIA CENTRO	Mihai Smetanca		TOYOTA AYGO	CK	5	11	3	2:20.147	28.597	0.227	98.8
23	18	C.D.E. ULTIMA VUELTA	Eugenio Garcia Valentin		TOYOTA AYGO	CK	6	15	12	2:23.430	31.880	3.283	96.6
24	7	A.E.C.D.	Guillermo Velasco Ortega		DATSUN 1200	EN-1	2	8	7	2:25.651	34.101	2.221	95.1

Publicada a las :.....

<b>Comisarios Deportivos:</b>	<b>Director de Carrera:</b>	<b>Cronometrador:</b> 
-------------------------------	-----------------------------	---------------------------



### Circuito del Jarama

#### División 1

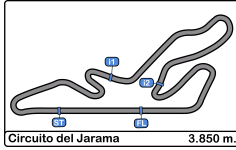
#### Entrenamiento cronometrado

#### Resultados Provisionales por categoría

Cls	Nº	Concursante	Piloto 1	Piloto 2	Vehiculo	Cat	Cl	N.V.	V.R.	Tiempo	Dif 1º	Dif Ant.	Km/h
<b>Copa KOBE Circuitos 2021</b>													
1	65	C.D.E. ULTIMA VUELTA	Ruben Gonzalez Checa		TOYOTA AYGO	CK	1	13	12	2:16.948			101.2
2	47	C.D.E. ULTIMA VUELTA	Alberto Gonzalez Checa		TOYOTA AYGO	CK	2	13	12	2:17.130	0.182	0.182	101.0
3	26		Fco. Manuel Puertas Pérez		TOYOTA AYGO	CK	3	13	9	2:17.344	0.396	0.214	100.9
4	22	AS PONTES MOTORSPORT	Gabriel O. Alonso Savarino		TOYOTA AYGO	CK	4	14	8	2:19.920	2.972	2.576	99.0
5	38	ESCUADERIA CENTRO	Mihai Smetanca		TOYOTA AYGO	CK	5	11	3	2:20.147	3.199	0.227	98.8
6	18	C.D.E. ULTIMA VUELTA	Eugenio Garcia Valentin		TOYOTA AYGO	CK	6	15	12	2:23.430	6.482	3.283	96.6
<b>Categoría 1</b>													
1	17	C.D.E. ULTIMA VUELTA	Ricardo Jimenez Mendez		CITROEN SAXO VTS	1	1	3	3	2:13.261			104.0
<b>Categoría Endurance Type 1</b>													
1	14	ANDRÉS SÁNCHEZ PÉRE	Jonathan Arrien Asla		HONDA CIVIC	EN-1	1	8	3	2:01.684			113.9
2	7	A.E.C.D.	Guillermo Velasco Ortega		DATSUN 1200	EN-1	2	8	7	2:25.651	23.967	23.967	95.1
<b>Categoría Endurance Type 2</b>													
1	3	C.D.E. ULTIMA VUELTA	Jorge Tello Villa		MAZDA MX5 1.8	EN-2	1	11	8	2:03.078			112.6
2	2	C.D.E. ULTIMA VUELTA	José M. Serrano Gutierrez		Volkswagen Golf GTI	EN-2	2	12	11	2:04.000	0.922	0.922	111.7
3	11	ESCUADERIA TEAM LEMANS	Miguel Gómez Perales	Juan José Rios Gullon	NISSAN PRIMERA	EN-2	3	11	10	2:05.149	2.071	1.149	110.7
<b>Categoría Endurance Type 3</b>													
1	12	JOSE G. VILLANUEVA RUIZ	Alvaro Villanueva Capote	Diego Villanueva Capote	BMW E36 325i	EN-3	1	17	16	1:56.125			119.3
2	6	SMC Junior Motorsport	Fernando Navarrete Perdices		BMW E36 325i	EN-3	2	11	7	1:56.625	0.500	0.500	118.8
3	28	VSR Motorsport	Pedro David Moya Rodríguez		BMW E36 325i	EN-3	3	17	7	1:58.537	2.412	1.912	116.9
4	42	ESCUADERIA MADRID	Jesús Díaz Villarroel		PORSCHE Boxter 2.5	EN-3	4	14	10	2:02.133	6.008	3.596	113.4
5	16	R A C E	Eduardo Alonso De Pablo		BMW E36 325i	EN-3	5	7	3	2:02.351	6.226	0.218	113.2
<b>Categoría 3</b>													
1	21	ESCUADERIA GREDOS	Javier Moreno Garcia		PEUGEOT 205	3	1	8	5	1:51.550			124.2
2	9	EFICAR TEAM	Santiago Castilla Salinero		HYUNDAI GETZ 1.5 CRDi	3	2	12	11	1:56.919	5.369	5.369	118.5
3	19	CLUB JARAMA SPORT	Adrian Martin Abrales		HYUNDAI GETZ 1.5 CRDi	3	3	14	12	1:57.072	5.522	0.153	118.3
4	1	PCR SPORT CLUB ESPORTIU	Victor López Martinez		HYUNDAI GETZ 1.5 CRDi	3	4	17	14	2:02.036	10.486	4.964	113.5

Publicada a las :.....

<b>Comisarios Deportivos:</b>	<b>Director de Carrera:</b>	<b>Cronometrador:</b>
-------------------------------	-----------------------------	-----------------------



**Circuito del Jarama**

**División 1**

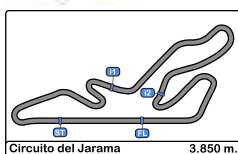
**Entrenamiento cronometrado**

**Resultados Provisionales por categoria**

5	15	GUILLERMO DEL MORAL	Guillermo Del Moral Martínez	HYUNDAI ACCENT	3	5	15	10	2:04.853	13.303	2.817	111.0
6	25	JUAN FCO. SANCHEZ	Juan Fco. Sanchez Jimenez	HYUNDAI ACCENT	3	6	17	14	2:07.073	15.523	2.220	109.0
7	10	R A C E	Teresa Gonzalez Holgado	CITROEN AX GT	3	7	13	12	2:12.498	20.948	5.425	104.6

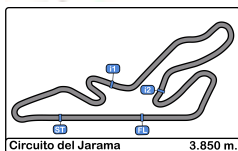
Publicada a las :.....

<b>Comisarios Deportivos:</b>	<b>Director de Carrera:</b>	<b>Cronometrador:</b> 
-------------------------------	-----------------------------	---



**Circuito del Jarama**  
**División 1**  
**Entrenamiento cronometrado**  
**Tiempos Por Vuelta**

1							6							
Victor López Martínez							Fernando Navarrete Perdices							
3							EN-3							
PCR SPORT CLUB ESPORTIU							SMC Junior Motorsport							
Vta. D	Tiempo	Sector 1	Sector 2	Sector 3	V. Max.	Elapsed	Vta. D	Tiempo	Sector 1	Sector 2	Sector 3	V. Max.	Elapsed	
1	10:02:40.467	10:01:11.659	48.458	40.350	65.8	10:02:40.467	1	10:05:08.846	10:03:49.106	45.290	34.450	83.5	10:05:08.846	
2	2:12.032	50.879	44.979	36.174	145.3	10:04:52.499	2	1:59.971	45.893	40.266	33.812	197.4	10:07:08.817	
3	2:08.856	49.136	43.934	35.786	152.7	10:07:01.355	3	1:57.907	45.060	39.931	32.916	202.2	10:09:06.724	
4	2:07.581	48.954	42.948	35.679	160.7	10:09:08.936	4	1:56.656	44.890	38.954	32.812	202.6	10:11:03.380	
5	2:03.809	46.879	42.005	34.925	174.1	10:11:12.745	5	1:56.884	44.675	38.995	33.214	201.8	10:13:00.264	
6	2:05.447	48.814	41.856	34.777	159.0	10:13:18.192	6	2:13.343	52.487	47.739	33.117	204.5	10:15:13.607	
7	2:03.792	47.513	42.178	34.101	176.7	10:15:21.984	7	1:56.625	44.593	39.198	32.834	197.8	10:17:10.232	
8	2:02.921	46.675	41.782	34.464	178.8	10:17:24.905	8	1:57.641	45.273	39.561	32.807	196.7	10:19:07.873	
9	2:02.346	46.436	41.781	34.129	177.6	10:19:27.251	9	2:27.374 P	50.029	48.648	48.697	170.8	10:21:35.247	
10	2:25.244	1:05.978	43.714	35.552	178.8	10:21:52.495	10	13:47.561 P	12:33.432	40.798	33.331	93.2	10:35:22.808	
11	2:03.735	47.624	41.543	34.568	173.0	10:23:56.230	11	2:32.892 P	47.834	45.177	59.881	169.0	10:37:55.700	
12	2:04.854	46.955	43.393	34.506	174.7	10:26:01.084	7						Guillermo Velasco Ortega	DATSUN 1200
13	2:02.654	46.833	41.006	34.815	178.2	10:28:03.738	EN-1						A.E.C.D.	
14	2:02.036	47.074	41.028	33.934	180.0	10:30:05.774	Vta. D	Tiempo	Sector 1	Sector 2	Sector 3	V. Max.	Elapsed	
15	2:02.697	47.282	41.254	34.161	180.6	10:32:08.471	1	10:06:37.211 P	10:04:25.729	1:10.314	1:01.168	47.8	10:06:37.211	
16	2:03.031	47.947	41.257	33.827	170.0	10:34:11.502	2	18:02.751	16:27.697	54.218	40.836	56.6	10:24:39.962	
17	2:14.713 P	47.851	42.217	44.645	170.3	10:36:26.215	3	2:29.829	56.220	51.975	41.634	135.8	10:27:09.791	
2							Volkswagen Golf GTI							
José M. Serrano Gutierrez							C.D.E. ULTIMA VUELTA							
EN-2							EN-2							
Vta. D	Tiempo	Sector 1	Sector 2	Sector 3	V. Max.	Elapsed	Vta. D	Tiempo	Sector 1	Sector 2	Sector 3	V. Max.	Elapsed	
1	10:03:25.268	10:01:50.635	54.224	40.409	75.7	10:03:25.268	4	2:29.661	56.692	52.498	40.471	137.0	10:29:39.452	
2	2:11.910	51.062	44.436	36.412	174.4	10:05:37.178	5	2:26.160	55.900	50.378	39.882	140.0	10:32:05.612	
3	2:09.540	50.749	43.688	35.103	172.5	10:07:46.718	6	2:27.524	55.009	51.378	41.137	140.6	10:34:33.136	
4	2:07.317	48.640	43.213	35.464	181.8	10:09:54.035	7	2:25.651	55.341	50.248	40.062	137.2	10:36:58.787	
5	2:09.140	49.022	43.272	36.846	179.7	10:12:03.175	8	3:29.144 P	1:11.070	1:07.184	1:10.890	88.3	10:40:27.931	
6	3:01.497 P	1:00.960	1:08.952	51.585	133.0	10:15:04.672	9						Santiago Castilla Salinero	HYUNDAI GETZ 1.5 CRDi
7	5:43.691	4:26.843	42.081	34.767	87.1	10:20:48.363	3						EFICAR TEAM	
8	2:04.937	47.989	42.093	34.855	179.4	10:22:53.300	Vta. D	Tiempo	Sector 1	Sector 2	Sector 3	V. Max.	Elapsed	
9	2:05.043	47.975	42.171	34.897	176.7	10:24:58.343	1	10:03:23.195			10:03:23.195		10:03:23.195	
10	2:06.751	48.836	42.796	35.119	180.0	10:27:05.094	2	2:03.034			10:05:26.229		10:05:26.229	
11	2:04.000	47.399	41.940	34.661	185.8	10:29:09.094	3	2:07.147 P			10:07:33.376		10:07:33.376	
12	2:44.357 P	57.464	55.704	51.189	134.1	10:31:53.451	4	5:22.722	4:10.091	40.032	32.599	97.2	10:12:56.098	
3							MAZDA MX5 1.8							
Jorge Tello Villa							C.D.E. ULTIMA VUELTA							
EN-2							EN-2							
Vta. D	Tiempo	Sector 1	Sector 2	Sector 3	V. Max.	Elapsed	5	1:59.186	45.874	39.859	33.453	178.5	10:14:55.284	
1	10:05:27.956	10:03:41.387	1:02.886	43.683	67.8	10:05:27.956	6	1:57.443	45.042	39.683	32.718	181.5	10:16:52.727	
2	2:17.000	59.322	42.501	35.177	99.8	10:07:44.956	7	1:57.192	44.770	39.539	32.883	184.3	10:18:49.919	
3	2:05.445	47.489	43.336	34.620	166.4	10:09:50.401	8	2:15.717 P	48.006	44.640	43.071	184.6	10:21:05.636	
4	2:03.371	47.295	41.476	34.600	167.9	10:11:53.772	9	9:59.813	8:47.648	39.655	32.510	95.3	10:31:05.449	
5	2:04.357	47.576	41.753	35.028	167.4	10:13:58.129	10	2:03.616	45.807	45.039	32.770	186.2	10:33:09.065	
6	2:04.049	47.471	41.640	34.938	167.4	10:16:02.178	11	1:56.919	44.783	39.331	32.805	185.8	10:35:05.984	
7	2:03.622	47.506	41.516	34.600	167.7	10:18:05.800	12	2:27.703 P	51.358	47.700	48.645	146.5	10:37:33.687	
8	2:03.078	47.004	41.574	34.500	169.5	10:20:08.878								
9	2:03.382	47.391	41.358	34.633	167.7	10:22:12.260								
10	2:03.836	47.417	41.637	34.782	170.6	10:24:16.096								
11	2:18.438 P	47.037	43.292	48.109	171.1	10:26:34.534								



**Circuito del Jarama**  
**División 1**  
**Entrenamiento cronometrado**  
**Tiempos Por Vuelta**

**10** Teresa Gonzalez Holgado **CITROEN AX GT 14** Jonathan Arrien Asla **HONDA CIVIC**  
 3 R A C E EN-1 ANDRÉS SÁNCHEZ PÉREZ

Vta. D	Tiempo	Sector 1	Sector 2	Sector 3	V. Max.	Elapsed	Vta. D	Tiempo	Sector 1	Sector 2	Sector 3	V. Max.	Elapsed
1	10:03:15.248	10:01:35.076	56.703	43.469	70.7	10:03:15.248	1	10:03:08.365	10:01:38.406	52.579	37.380	70.0	10:03:08.365
2	2:33.385	1:01.728	51.045	40.612	130.1	10:05:48.633	2	2:06.554	49.541	42.915	34.098	162.4	10:05:14.919
3	2:23.483	55.124	48.424	39.935	144.0	10:08:12.116	3	2:01.684	46.726	41.023	33.935	184.6	10:07:16.603
4	2:19.629	53.478	48.198	37.953	151.0	10:10:31.745	4	2:13.746	48.296	47.704	37.746	172.8	10:09:30.349
5	2:17.803	52.215	47.843	37.745	153.1	10:12:49.548	5	2:12.052	51.315	44.404	36.333	144.1	10:11:42.401
6	2:26.941 P	53.339	46.274	47.328	146.5	10:15:16.489	6	2:01.704	47.184	40.917	33.603	183.0	10:13:44.105
7	4:02.684	2:35.669	48.905	38.110	76.3	10:19:19.173	7	2:07.158	46.618	40.685	39.855	182.7	10:15:51.263
8	2:15.566	51.853	46.219	37.494	151.0	10:21:34.739	8	2:40.476 P	57.838	53.030	49.608	126.9	10:18:31.739
9	2:14.597	52.079	45.771	36.747	155.6	10:23:49.336	<b>15</b> Guillermo Del Moral Martínez <b>HYUNDAI ACCENT</b>						
10	2:15.208	50.767	46.547	37.894	154.5	10:26:04.544	3 GUILLERMO DEL MORAL MARTÍNEZ						
11	2:14.767	51.867	46.281	36.619	160.9	10:28:19.311	Vta. D Tiempo Sector 1 Sector 2 Sector 3 V. Max. Elapsed						
12	2:12.498	50.407	45.498	36.593	160.2	10:30:31.809	1	10:02:36.777	10:01:13.767	46.765	36.245	65.0	10:02:36.777
13	2:21.704 P	50.807	45.662	45.235	158.3	10:32:53.513	2	2:08.066	49.676	43.059	35.331	174.1	10:04:44.843

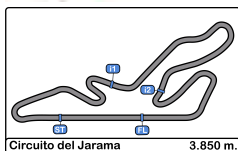
**11** Gómez Perales - José Rios Gullon **NISSAN PRIMERA**  
 EN-2 ESCUDERIA TEAM LEMANS

Vta. D	Tiempo	Sector 1	Sector 2	Sector 3	V. Max.	Elapsed	Vta. D	Tiempo	Sector 1	Sector 2	Sector 3	V. Max.	Elapsed
1	10:04:53.828	10:03:30.357	44.334	39.137	68.9	10:04:53.828	3	2:07.791	48.855	43.365	35.571	169.5	10:06:52.634
2	2:09.623	49.571	42.928	37.124	145.9	10:07:03.451	4	2:08.421	48.907	43.822	35.692	166.1	10:09:01.055
3	2:06.996	48.882	43.171	34.943	163.1	10:09:10.447	5	2:21.366 P	48.654	43.360	49.352	165.3	10:11:22.421
4	2:05.262	48.063	42.380	34.819	169.8	10:11:15.709	6	3:01.308	1:42.797	43.056	35.455	83.3	10:14:23.729
5	2:05.684	48.616	41.751	35.317	169.0	10:13:21.393	7	2:05.724	47.960	42.484	35.280	167.9	10:16:29.453
6	2:17.372 P	47.740	42.101	47.531	173.3	10:15:38.765	8	2:31.587 P	52.118	48.693	50.776	170.3	10:19:01.040
7	7:46.114	6:25.039	45.161	35.914	84.6	10:23:24.879	9	5:00.097	3:42.541	42.539	35.017	78.8	10:24:01.137
8	2:07.220	48.902	43.112	35.206	166.6	10:25:32.099	10	2:04.853	47.786	41.857	35.210	170.8	10:26:05.990
9	2:05.954	48.406	42.070	35.478	177.0	10:27:38.053	11	2:05.055	48.540	41.678	34.837	172.8	10:28:11.045
10	2:05.149	48.047	42.232	34.870	176.7	10:29:43.202	12	2:24.131 P	48.938	47.191	48.002	172.5	10:30:35.176
11	2:26.707 P	50.117	48.281	48.309	174.4	10:32:09.909	13	4:15.865	2:59.085	41.828	34.952	78.5	10:34:51.041

**12** Villanueva Capote - Villanueva Capote **BMW E36 325i**  
 EN-3 JOSE G. VILLANUEVA RUIZ

Vta. D	Tiempo	Sector 1	Sector 2	Sector 3	V. Max.	Elapsed	Vta. D	Tiempo	Sector 1	Sector 2	Sector 3	V. Max.	Elapsed
1	10:02:47.729	10:01:29.864	43.319	34.546	74.5	10:02:47.729	1	10:02:32.009	10:01:11.075	44.831	36.103	61.7	10:02:32.009
2	2:01.593	47.016	40.648	33.929	171.1	10:04:49.322	2	2:03.327	47.518	41.331	34.478	183.6	10:04:35.336
3	1:58.237	45.437	39.904	32.896	187.8	10:06:47.559	3	2:02.351	46.994	41.113	34.244	185.2	10:06:37.687
4	1:57.302	45.050	39.577	32.675	184.9	10:08:44.861	4	2:02.555	47.130	41.076	34.349	183.9	10:08:40.242
5	1:59.401	44.954	41.306	33.141	193.5	10:10:44.262	5	2:08.167	46.927	45.835	35.405	183.6	10:10:48.409
6	1:57.702	45.161	39.790	32.751	185.8	10:12:41.964	6	2:02.669	46.854	40.939	34.876	189.1	10:12:51.078
7	2:09.825 P	45.460	39.914	44.451	166.6	10:14:51.789	7	2:20.007 P	47.030	41.026	51.951	184.6	10:15:11.085
8	5:14.474	4:00.365	40.753	33.356	87.7	10:20:06.263	<b>16</b> Eduardo Alonso De Pablo <b>BMW E36 325i</b>						
9	2:02.093	48.836	39.922	33.335	156.2	10:22:08.356	EN-3 R A C E						
10	1:58.818	46.347	39.485	32.986	179.1	10:24:07.174	Vta. D Tiempo Sector 1 Sector 2 Sector 3 V. Max. Elapsed						
11	1:57.583	45.864	39.061	32.658	177.0	10:26:04.757	1	10:02:36.014	10:01:09.166	48.320	38.528	76.8	10:02:36.014
12	1:57.466	45.304	39.196	32.966	185.2	10:28:02.223	2	2:13.702	51.788	45.143	36.771	169.2	10:04:49.716
13	1:57.423	45.421	39.264	32.738	185.8	10:29:59.646	3	2:13.261	49.764	44.962	38.535	170.8	10:07:02.977
14	1:56.590	45.001	38.935	32.654	190.1	10:31:56.236	4		50.017	2:39.423		171.4	
15	1:56.335	45.103	38.867	32.365	190.8	10:33:52.571	<b>17</b> Ricardo Jimenez Mendez <b>CITROEN SAXO VTS</b>						
16	1:56.125	44.625	38.885	32.615	190.8	10:35:48.696	1 C.D.E. ULTIMA VUELTA						
17	2:49.693 P	1:00.887	55.499	53.307	112.3	10:38:38.389	Vta. D Tiempo Sector 1 Sector 2 Sector 3 V. Max. Elapsed						





**Circuito del Jarama**  
**División 1**  
**Entrenamiento cronometrado**  
**Tiempos Por Vuelta**

**18** Eugenio Garcia Valentin TOYOTA AYGO **22** Gabriel O. Alonso Savarino TOYOTA AYGO

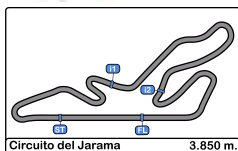
CK						C.D.E. ULTIMA VUELTA						CK						AS PONTES MOTORSPORT														
Vta.	D	Tiempo	Sector 1	Sector 2	Sector 3	V. Max.	Elapsed	Vta.	D	Tiempo	Sector 1	Sector 2	Sector 3	V. Max.	Elapsed	Vta.	D	Tiempo	Sector 1	Sector 2	Sector 3	V. Max.	Elapsed	Vta.	D	Tiempo	Sector 1	Sector 2	Sector 3	V. Max.	Elapsed	
1		10:03:23.817	10:01:33.843	1:03.259	46.715		10:03:23.817	1		10:03:36.661	10:02:03.812	52.369	40.480	64.9	10:03:36.661																	
2		2:35.343	59.582	52.215	43.546		10:05:59.160	2		2:23.234	54.450	49.452	39.332	147.3	10:05:59.895																	
3		2:30.981	58.067	51.011	41.903		10:08:30.141	3		2:22.098	53.806	48.832	39.460	148.5	10:08:21.993																	
4		2:34.499	57.044	54.672	42.783		10:11:04.640	4		2:20.660	53.092	48.480	39.088	146.1	10:10:42.653																	
5		2:33.862	1:01.220	50.808	41.834		10:13:38.502	5		2:43.301	56.009	56.740	50.552	145.5	10:13:25.954																	
6		2:31.648	59.439	51.485	40.724		10:16:10.150	6		2:20.886	53.347	48.541	38.998	144.7	10:15:46.840																	
7		2:29.189	56.860	50.738	41.591		10:18:39.339	7		2:23.034	53.113	49.606	40.315	144.7	10:18:09.874																	
8		2:29.952	56.207	53.321	40.424		10:21:09.291	8		2:19.920	52.726	48.294	38.900	146.7	10:20:29.794																	
9		2:30.016	58.746	50.632	40.638		10:23:39.307	9		2:20.388	53.010	48.458	38.920	145.1	10:22:50.182																	
10		2:26.836	55.798	49.661	41.377		10:26:06.143	10		2:22.186	53.648	48.669	39.869	144.1	10:25:12.368																	
11		2:26.313	57.559	49.214	39.540		10:28:32.456	11		2:38.536 P	53.133	49.337	56.066	144.7	10:27:50.904																	
12		2:23.430	54.846	49.044	39.540		10:30:55.886	12		4:25.595	2:49.448	54.369	41.778	75.4	10:32:16.499																	
13		2:26.312	57.534	49.012	39.766		10:33:22.198	13		2:20.154	53.153	48.181	38.820	147.1	10:34:36.653																	
14		2:24.372	54.919	49.592	39.861		10:35:46.570	14		5:20.822 P	52.670	52.834	3:35.318	146.9	10:39:57.475																	
15		3:01.088 P	1:02.962	56.813	1:01.313		10:38:47.658																									

**19** Adrian Martin Abraldes HYUNDAI GETZ 1.5 CRDi **25** Juan Fco. Sanchez Jimenez HYUNDAI ACCENT

3 CLUB JARAMA SPORT						3 JUAN FCO. SANCHEZ JIMENEZ									
Vta.	D	Tiempo	Sector 1	Sector 2	Sector 3	V. Max.	Elapsed	Vta.	D	Tiempo	Sector 1	Sector 2	Sector 3	V. Max.	Elapsed
1		10:06:27.311	10:04:53.141	54.078	40.092	74.2	10:06:27.311	1		10:02:49.951	10:01:21.017	49.378	39.556	67.4	10:02:49.951
2		2:14.329	53.370	44.559	36.400	133.8	10:08:41.640	2		2:12.912	50.327	45.472	37.113	165.8	10:05:02.863
3		2:14.610 P	46.555	42.384	45.671	172.8	10:10:56.250	3		2:11.877	49.356	45.411	37.110	166.9	10:07:14.740
4		3:29.228	2:16.021	40.094	33.113	94.9	10:14:25.478	4		2:11.352	49.227	45.515	36.610	168.7	10:09:26.092
5		1:59.503	46.271	40.075	33.157	174.1	10:16:24.981	5		2:09.243	48.859	43.759	36.625	167.1	10:11:35.335
6		1:57.942	45.189	39.476	33.277	182.4	10:18:22.923	6		2:07.855	48.564	43.199	36.092	167.7	10:13:43.190
7		2:20.548 P	45.856	47.226	47.466	183.6	10:20:43.471	7		2:12.403	51.274	43.895	37.234	154.9	10:15:55.593
8		3:56.223	2:33.862	48.607	33.754	72.2	10:24:39.694	8		2:10.405	49.083	44.374	36.948	163.6	10:18:05.998
9		1:59.635	45.581	40.562	33.492	184.3	10:26:39.329	9		2:08.506	48.829	43.498	36.179	167.1	10:20:14.504
10		1:57.289	45.042	39.419	32.828	184.9	10:28:36.618	10		2:07.478	48.051	42.785	36.642	168.7	10:22:21.982
11		2:08.882	51.765	43.411	33.706	165.3	10:30:45.500	11		2:12.362	48.571	46.740	37.051	167.1	10:24:34.344
12		1:57.072	44.835	39.402	32.835	187.1	10:32:42.572	12		2:10.187	48.685	44.435	37.067	166.6	10:26:44.531
13		1:59.014	44.954	39.584	34.476	187.1	10:34:41.586	13		2:07.853	48.027	43.418	36.408	167.7	10:28:52.384
14		2:40.369 P	50.439	55.877	54.053	183.0	10:37:21.955	14		2:07.073	48.228	42.861	35.984	167.4	10:30:59.457
15								15		2:16.298	51.031	48.509	36.758	159.2	10:33:15.755
16								16		2:13.497	48.990	47.238	37.269	166.1	10:35:29.252
17								17		2:34.267 P	53.420	48.372	52.475	143.2	10:38:03.519

**21** Javier Moreno Garcia PEUGEOT 205

3 ESCUDERIA GREDOS							
Vta.	D	Tiempo	Sector 1	Sector 2	Sector 3	V. Max.	Elapsed
1		10:03:11.623	10:01:52.134	45.380	34.109	76.2	10:03:11.623
2		1:57.635	45.972	39.140	32.523	177.3	10:05:09.258
3		1:54.139	43.950	38.327	31.862	188.4	10:07:03.397
4		1:54.306	44.036	38.712	31.558	186.8	10:08:57.703
5		1:51.550	43.118	37.504	30.928	194.2	10:10:49.253
6		2:23.698 P	50.874	46.653	46.171	191.8	10:13:12.951
7		19:26.820 P	17:42.014	49.239	55.567	68.1	10:32:39.771
8		4:05.321 P	2:08.498	50.325	1:06.498	56.7	10:36:45.092



**Circuito del Jarama**  
**División 1**  
**Entrenamiento cronometrado**  
**Tiempos Por Vuelta**

**26** Fco. Manuel Puertas Pérez TOYOTA AYGO **42** Jesús Díaz Villarroel PORSCHE Boxter 2.5

CK							EN-3						ESCUDERIA MADRID HISTORICO	
Vta. D	Tiempo	Sector 1	Sector 2	Sector 3	V. Max.	Elapsed	Vta. D	Tiempo	Sector 1	Sector 2	Sector 3	V. Max.	Elapsed	
1	10:03:24.527	10:01:53.930	51.118	39.479	69.1	10:03:24.527	1	10:02:31.329	10:01:12.209	44.309	34.811	62.5	10:02:31.329	
2	2:22.945	54.316	49.424	39.205	154.7	10:05:47.472	2	2:02.344	47.138	40.958	34.248	180.3	10:04:33.673	
3	2:18.033	52.110	47.616	38.307	150.4	10:08:05.505	3	2:02.339	<b>46.726</b>	41.121	34.492	194.5	10:06:36.012	
4	2:40.853 P	52.399	48.565	59.889	149.7	10:10:46.358	4	2:14.607 P	50.720	42.053	41.834	179.4	10:08:50.619	
5	4:35.593	3:07.916	48.873	38.804	68.9	10:15:21.951	5	5:28.464	4:12.367	41.422	34.675	82.9	10:14:19.083	
6	2:17.978	52.252	47.380	38.346	149.1	10:17:39.929	6	2:09.397 P	46.746	<b>40.895</b>	41.756	193.2	10:16:28.480	
7	2:17.514	<b>51.882</b>	47.407	38.225	149.1	10:19:57.443	7	3:32.332	2:16.682	41.111	34.539	80.7	10:20:00.812	
8	2:17.543	52.315	<b>47.136</b>	<b>38.092</b>	147.7	10:22:14.986	8	2:03.458	47.524	41.058	34.876	186.2	10:22:04.270	
9	<b>2:17.344</b>	51.898	47.265	38.181	148.9	10:24:32.330	9	2:02.796	47.377	40.911	34.508	189.8	10:24:07.066	
10	2:48.488 P	54.599	56.677	57.212	148.5	10:27:20.818	10	<b>2:02.133</b>	47.057	40.916	<b>34.160</b>	190.1	10:26:09.199	
11	4:24.858	2:59.007	47.613	38.238	67.3	10:31:45.676	11	2:03.077	47.277	41.396	34.404	177.9	10:28:12.276	
12	2:17.556	52.094	47.253	38.209	149.5	10:34:03.232	12	2:05.678	46.799	43.897	34.982	190.4	10:30:17.954	
13	2:18.152	52.026	47.385	38.741	150.2	10:36:21.384	13	2:13.165	51.732	43.865	37.568	158.8	10:32:31.119	
14	59.473	52.903		108.1			14	2:21.459 P	49.955	45.560	45.944	166.4	10:34:52.578	

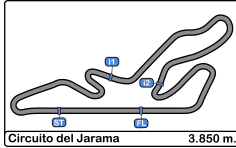
**28** Pedro David Moya Rodriguez BMW E36 325i **47** Alberto Gonzalez Checa TOYOTA AYGO

EN-3							VSR Motorsport						CK		C.D.E. ULTIMA VUELTA	
Vta. D	Tiempo	Sector 1	Sector 2	Sector 3	V. Max.	Elapsed	Vta. D	Tiempo	Sector 1	Sector 2	Sector 3	V. Max.	Elapsed			
1	10:03:48.682	10:02:22.956	46.020	39.706	51.8	10:03:48.682	1	10:03:19.333	10:01:18.938	1:16.264	44.131	63.2	10:03:19.333			
2	2:38.691 P	1:05.592	46.943	46.156	103.5	10:06:27.373	2	2:18.248	52.715	47.439	38.094	153.6	10:05:37.581			
3	2:45.854	1:31.077	41.255	33.522	91.1	10:09:13.227	3	2:17.450	51.916	47.430	38.104	153.6	10:07:55.031			
4	2:00.609	46.001	41.055	33.553	183.9	10:11:13.836	4	2:25.768	52.726	53.162	39.880	151.2	10:10:20.799			
5	2:01.270	46.791	41.007	33.472	169.2	10:13:15.106	5	2:17.486	51.987	47.517	<b>37.982</b>	150.6	10:12:38.285			
6	2:00.385	46.311	40.718	33.356	172.5	10:15:15.491	6	2:22.107	52.040	50.016	40.051	150.0	10:15:00.392			
7	<b>1:58.537</b>	<b>45.261</b>	40.034	33.242	181.8	10:17:14.028	7	2:30.703 P	51.784	50.605	48.314	152.7	10:17:31.095			
8	1:59.085	45.828	<b>39.961</b>	33.296	180.3	10:19:13.113	8	7:15.206	5:31.187	1:01.690	42.329	64.5	10:24:46.301			
9	1:59.491	45.838	40.274	33.379	187.5	10:21:12.604	9	2:26.967	<b>51.511</b>	50.967	44.489	151.4	10:27:13.268			
10	2:22.383 P	50.061	47.529	44.793	167.9	10:23:34.987	10	2:21.152	53.349	49.053	38.750	143.6	10:29:34.420			
11	3:27.119	2:10.914	42.331	33.874	96.1	10:27:02.106	11	2:17.527	51.692	47.331	38.504	151.2	10:31:51.947			
12	1:59.355	45.318	40.623	33.414	185.5	10:29:01.461	12	<b>2:17.130</b>	51.921	<b>47.209</b>	38.000	151.6	10:34:09.077			
13	1:59.251	45.792	40.302	33.157	180.6	10:31:00.712	13	2:26.563	55.943	52.578	38.042	151.4	10:36:35.640			
14	1:59.580	45.542	40.599	33.439	184.6	10:33:00.292	14		1:00.061	1:00.199		116.5				
15	1:59.178	45.693	39.993	33.492	187.5	10:34:59.470										
16	1:59.144	45.657	40.334	<b>33.153</b>	184.6	10:36:58.614										
17	2:39.273 P	52.318	47.060	59.895	157.2	10:39:37.887										

**38** Mihai Smetanca TOYOTA AYGO **65** Ruben Gonzalez Checa TOYOTA AYGO

CK							ESCUDERIA CENTRO						CK		C.D.E. ULTIMA VUELTA	
Vta. D	Tiempo	Sector 1	Sector 2	Sector 3	V. Max.	Elapsed	Vta. D	Tiempo	Sector 1	Sector 2	Sector 3	V. Max.	Elapsed			
1	10:03:22.003			<b>10:03:22.003</b>		10:03:22.003	1	10:03:19.897	10:01:25.689	1:10.401	43.807	65.7	10:03:19.897			
2	2:25.810			10:05:47.813		10:05:47.813	2	2:19.601	53.733	47.892	37.976	152.9	10:05:39.498			
3	<b>2:20.147</b>			10:08:07.960		10:08:07.960	3	2:17.702	52.065	47.672	<b>37.965</b>	151.4	10:07:57.200			
4	2:21.445			10:10:29.405		10:10:29.405	4	2:24.363	52.034	52.416	39.913	150.0	10:10:21.563			
5	2:22.463			10:12:51.868		10:12:51.868	5	2:17.578	51.949	47.571	38.058	150.0	10:12:39.141			
6	2:21.553			10:15:13.421		10:15:13.421	6	2:20.426	51.811	47.819	40.796	150.6	10:14:59.567			
7	10:55.272			10:26:08.693		10:26:08.693	7	2:38.108 P	51.864	51.469	54.775	150.0	10:17:37.675			
8	2:21.351			10:28:30.044		10:28:30.044	8	7:09.116	5:25.248	1:02.135	41.733	70.4	10:24:46.791			
9	2:21.950			10:30:51.994		10:30:51.994	9	2:25.947	51.811	51.370	42.766	151.8	10:27:12.738			
10	2:21.511			10:33:13.505		10:33:13.505	10	2:22.135	53.332	50.400	38.403	151.4	10:29:34.873			
11	2:20.578			10:35:34.083		10:35:34.083	11	2:17.898	51.856	47.451	38.591	152.5	10:31:52.771			
							12	<b>2:16.948</b>	<b>51.659</b>	<b>47.313</b>	37.976	152.7	10:34:09.719			
							13	2:24.786	55.798	50.840	38.148	150.2	10:36:34.505			
							14		1:00.609	1:00.009		133.6				





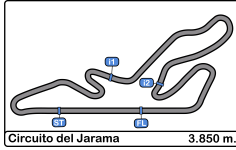
### Circuito del Jarama

#### División 1

#### Entrenamiento cronometrado

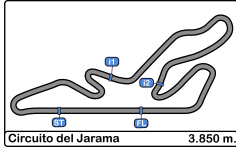
#### Mejores Sectores

Sector - 1				Sector - 2				Sector - 3				Vuelta Ideal vs Mejor Vuelta				
Clas	Nº	Piloto	Tiempo	Nº	Piloto	Tiempo	Nº	Piloto	Tiempo	Clas	Nº	Piloto	Vta. Ideal	Mejor V.	Clas	
1	21	Javier Moreno Garcia	43.118	21	Javier Moreno Garcia	37.504	21	Javier Moreno Garcia	30.928	1	21	Javier Moreno Garcia	1:51.550	1:51.550	1	
2	6	Fernando Navarrete Perdices	44.593	12	Villanueva Capote - Villanueva Capote	38.867	12	Villanueva Capote - Villanueva Capote	32.365	2	12	Villanueva Capote - Villanueva Capote	1:55.857	1:56.125	2	
3	12	Villanueva Capote - Villanueva Capote	44.625	6	Fernando Navarrete Perdices	38.954	9	Santiago Castilla Salinero	32.510	3	6	Fernando Navarrete Perdices	1:56.354	1:56.625	3	
4	9	Santiago Castilla Salinero	44.770	9	Santiago Castilla Salinero	39.331	6	Fernando Navarrete Perdices	32.807	4	9	Santiago Castilla Salinero	1:56.611	1:56.919	4	
5	19	Adrian Martin Abraldes	44.835	19	Adrian Martin Abraldes	39.402	19	Adrian Martin Abraldes	32.828	5	19	Adrian Martin Abraldes	1:57.065	1:57.072	5	
6	28	Pedro David Moya Rodriguez	45.261	28	Pedro David Moya Rodriguez	39.961	28	Pedro David Moya Rodriguez	33.153	6	28	Pedro David Moya Rodriguez	1:58.375	1:58.537	6	
7	1	Victor López Martínez	46.436	14	Jonathan Arrien Asla	40.685	14	Jonathan Arrien Asla	33.603	7	14	Jonathan Arrien Asla	2:00.906	2:01.684	7	
8	14	Jonathan Arrien Asla	46.618	42	Jesús Díaz Villarroel	40.895	1	Victor López Martínez	33.827	8	1	Victor López Martínez	2:01.269	2:02.036	8	
9	42	Jesús Díaz Villarroel	46.726	16	Eduardo Alonso De Pablo	40.939	42	Jesús Díaz Villarroel	34.160	9	42	Jesús Díaz Villarroel	2:01.781	2:02.133	9	
10	16	Eduardo Alonso De Pablo	46.854	1	Victor López Martínez	41.006	16	Eduardo Alonso De Pablo	34.244	10	16	Eduardo Alonso De Pablo	2:02.037	2:02.351	10	
11	3	Jorge Tello Villa	47.004	3	Jorge Tello Villa	41.358	3	Jorge Tello Villa	34.500	11	3	Jorge Tello Villa	2:02.862	2:03.078	11	
12	2	José M. Serrano Gutierrez	47.399	15	Guillermo Del Moral Martínez	41.678	2	José M. Serrano Gutierrez	34.661	12	2	José M. Serrano Gutierrez	2:04.000	2:04.000	12	
13	15	Guillermo Del Moral Martínez	47.507	11	Gómez Perales - José Rios Gullon	41.751	11	Gómez Perales - José Rios Gullon	34.819	13	15	Guillermo Del Moral Martínez	2:04.022	2:04.853	13	
14	11	Gómez Perales - José Rios Gullon	47.740	2	José M. Serrano Gutierrez	41.940	15	Guillermo Del Moral Martínez	34.837	14	11	Gómez Perales - José Rios Gullon	2:04.310	2:05.149	14	
15	25	Juan Fco. Sanchez	48.027	25	Juan Fco. Sanchez	42.785	25	Juan Fco. Sanchez	35.984	15	25	Juan Fco. Sanchez	2:06.796	2:07.073	15	
16	17	Ricardo Jimenez Mend	49.764	17	Ricardo Jimenez Mend	44.962	10	Teresa Gonzalez Holgado	36.593	16	17	Ricardo Jimenez Mend	2:11.497	2:13.261	17	
17	10	Teresa Gonzalez Holgado	50.407	10	Teresa Gonzalez Holgado	45.498	17	Ricardo Jimenez Mend	36.771	17	10	Teresa Gonzalez Holgado	2:12.498	2:12.498	16	
18	47	Alberto Gonzalez Chec	51.511	26	Fco. Manuel Puertas	47.136	65	Ruben Gonzalez Chec	37.965	18	47	Alberto Gonzalez Chec	2:16.702	2:17.130	19	
19	65	Ruben Gonzalez Chec	51.659	47	Alberto Gonzalez Chec	47.209	47	Alberto Gonzalez Chec	37.982	19	65	Ruben Gonzalez Chec	2:16.937	2:16.948	18	
20	26	Fco. Manuel Puertas	51.882	65	Ruben Gonzalez Chec	47.313	26	Fco. Manuel Puertas	38.092	20	26	Fco. Manuel Puertas	2:17.110	2:17.344	20	
21	22	Gabriel O. Alonso Savarino	52.670	22	Gabriel O. Alonso Savarino	48.181	22	Gabriel O. Alonso Savarino	38.820	21	22	Gabriel O. Alonso Savarino	2:19.671	2:19.920	21	
22	18	Eugenio Garcia Valentin	54.846	18	Eugenio Garcia Valentin	49.012	18	Eugenio Garcia Valentin	39.540	22	18	Eugenio Garcia Valentin	2:23.398	2:23.430	23	
23	7	Guillermo Velasco Ortega	55.009	7	Guillermo Velasco Ortega	50.248	7	Guillermo Velasco Ortega	39.882	23	7	Guillermo Velasco Ortega	2:25.139	2:25.651	24	
24	38	Mihai Smetanca	Transpon	38	Mihai Smetanca	Transpon	38	Mihai Smetanca	Transpon	24	38	Mihai Smetanca	Transpon	2:20.147	22	



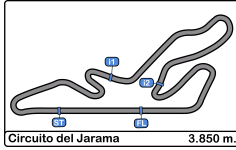
**Circuito del Jarama**  
**División 1**  
**Entrenamiento cronometrado**  
**5 Mejores Tiempos**

Cl	Nº	Concursante	Piloto 1	Piloto 2	Vehiculo	Cat	Cl	Mejor 1		Mejor 2		Mejor 3		Mejor 4		Mejor 5	
								Tiempo	Vta	Tiempo	Vta	Tiempo	Vta	Tiempo	Vta	Tiempo	Vta
1	21	ESCUADERIA GREDOS	Javier Moreno Garcia		PEUGEOT 205	3	1	1:51.550	5	1:54.139	3	1:54.306	4	1:57.635	2	2:23.698	6
2	12	JOSE G. VILLANUEVA RUIZ	Alvaro Villanueva Capote	Diego Villanueva Capote	BMW E36 325i	EN-3	1	1:56.125	16	1:56.335	15	1:56.590	14	1:57.302	4	1:57.423	13
3	6	SMC Junior Motorsport	Fernando Navarrete Perdices		BMW E36 325i	EN-3	2	1:56.625	7	1:56.656	4	1:56.884	5	1:57.641	8	1:57.907	3
4	9	EFICAR TEAM	Santiago Castilla Salinero		HYUNDAI GETZ 1.5 CRDi	3	2	1:56.919	11	1:57.192	7	1:57.443	6	1:59.186	5	2:03.034	2
5	19	CLUB JARAMA SPORT	Adrian Martin Abrales		HYUNDAI GETZ 1.5 CRDi	3	3	1:57.072	12	1:57.289	10	1:57.942	6	1:59.014	13	1:59.503	5
6	28	VSR Motorsport	Pedro David Moya Rodríguez		BMW E36 325i	EN-3	3	1:58.537	7	1:59.085	8	1:59.144	16	1:59.178	15	1:59.251	13
7	14	ANDRÉS SÁNCHEZ PÉREZ	Jonathan Arrien Asla		HONDA CIVIC	EN-1	1	2:01.684	3	2:01.704	6	2:06.554	2	2:07.158	7	2:12.052	5
8	1	PCR SPORT CLUB ESPORTIU	Victor López Martínez		HYUNDAI GETZ 1.5 CRDi	3	4	2:02.036	14	2:02.346	9	2:02.654	13	2:02.697	15	2:02.921	8
9	42	ESCUADERIA MADRID	Jesús Diaz Villarroel		PORSCHE Boxter 2.5	EN-3	4	2:02.133	10	2:02.339	3	2:02.344	2	2:02.796	9	2:03.077	11
10	16	R A C E	Eduardo Alonso De Pablo		BMW E36 325i	EN-3	5	2:02.351	3	2:02.555	4	2:02.669	6	2:03.327	2	2:08.167	5
11	3	C.D.E. ULTIMA VUELTA	Jorge Tello Villa		MAZDA MX5 1.8	EN-2	1	2:03.078	8	2:03.371	4	2:03.382	9	2:03.622	7	2:03.836	10
12	2	C.D.E. ULTIMA VUELTA	José M. Serrano Gutierrez		Volkswagen Golf GTI	EN-2	2	2:04.000	11	2:04.937	8	2:05.043	9	2:06.751	10	2:07.317	4
13	15	GUILLERMO DEL MORAL	Guillermo Del Moral Martínez		HYUNDAI ACCENT	3	5	2:04.853	10	2:05.055	11	2:05.724	7	2:07.307	14	2:07.791	3
14	11	ESCUADERIA TEAM LEMANS	Miguel Gómez Perales	Juan José Rios Gullon	NISSAN PRIMERA	EN-2	3	2:05.149	10	2:05.262	4	2:05.684	5	2:05.954	9	2:06.996	3
15	25	JUAN FCO. SANCHEZ JIMENEZ	Juan Fco. Sanchez Jimenez		HYUNDAI ACCENT	3	6	2:07.073	14	2:07.478	10	2:07.853	13	2:07.855	6	2:08.506	9
16	10	R A C E	Teresa Gonzalez Holgado		CITROEN AX GT	3	7	2:12.498	12	2:14.597	9	2:14.767	11	2:15.208	10	2:15.566	8
17	17	C.D.E. ULTIMA VUELTA	Ricardo Jimenez Mendez		CITROEN SAXO VTS	1	1	2:13.261	3	2:13.702	2						
18	65	C.D.E. ULTIMA VUELTA	Ruben Gonzalez Checa		TOYOTA AYGO	CK	1	2:16.948	12	2:17.578	5	2:17.702	3	2:17.898	11	2:19.601	2
19	47	C.D.E. ULTIMA VUELTA	Alberto Gonzalez Checa		TOYOTA AYGO	CK	2	2:17.130	12	2:17.450	3	2:17.486	5	2:17.527	11	2:18.248	2
20	26		Fco. Manuel Puertas Pérez		TOYOTA AYGO	CK	3	2:17.344	9	2:17.514	7	2:17.543	8	2:17.556	12	2:17.978	6
21	22	AS PONTES MOTORSPORT	Gabriel O. Alonso Savarino		TOYOTA AYGO	CK	4	2:19.920	8	2:20.154	13	2:20.388	9	2:20.660	4	2:20.886	6
22	38	ESCUADERIA CENTRO	Mihai Smetanca		TOYOTA AYGO	CK	5	2:20.147	3	2:20.578	11	2:21.351	8	2:21.445	4	2:21.511	10
23	18	C.D.E. ULTIMA VUELTA	Eugenio Garcia Valentin		TOYOTA AYGO	CK	6	2:23.430	12	2:24.372	14	2:26.312	13	2:26.313	11	2:26.836	10
24	7	A.E.C.D.	Guillermo Velasco Ortega		DATSUN 1200	EN-1	2	2:25.651	7	2:26.160	5	2:27.524	6	2:29.661	4	2:29.829	3



**Circuito del Jarama**  
**División 1**  
**Entrenamiento cronometrado**  
**5 Mejores Velocidades**

Cl	Nº	Concursante	Piloto 1	Piloto 2	Vehiculo	Cat	Cl	Top 1		Top 2		Top 3		Top 4		Top 5		Avg
								Km/h	Vta.	Km/h	Vta.	Km/h	Lap	Km/h	Lap	Km/h	Lap	
1	6	SMC Junior Motorsport	Fernando Navarrete Perdices		BMW E36 325i	EN-3	1	204.5	6	202.6	4	202.2	3	201.8	5	197.8	7	201.8
2	42	ESCUADERIA MADRID	Jesús Diaz Villarroel		PORSCHE Boxter 2.5	EN-3	2	194.5	3	193.2	6	190.4	12	190.1	10	189.8	9	191.6
3	21	ESCUADERIA GREDOS	Javier Moreno Garcia		PEUGEOT 205	3	1	194.2	5	191.8	6	188.4	3	186.8	4	177.3	2	187.7
4	12	JOSE G. VILLANUEVA RUIZ	Alvaro Villanueva Capote	Diego Villanueva Capote	BMW E36 325i	EN-3	3	193.5	5	190.8	15	190.8	16	190.1	14	187.8	3	190.6
5	16	R A C E	Eduardo Alonso De Pablo		BMW E36 325i	EN-3	4	189.1	6	185.2	3	184.6	7	183.9	4	183.6	2	185.3
6	28	VSR Motorsport	Pedro David Moya Rodríguez		BMW E36 325i	EN-3	5	187.5	9	187.5	15	185.5	12	184.6	14	184.6	16	185.9
7	19	CLUB JARAMA SPORT	Adrian Martin Abrales		HYUNDAI GETZ 1.5 CRDi	3	2	187.1	12	187.1	13	184.9	10	184.3	9	183.6	7	185.4
8	9	EFICAR TEAM	Santiago Castilla Salinero		HYUNDAI GETZ 1.5 CRDi	3	3	186.2	10	185.8	11	184.6	8	184.3	7	181.5	6	184.5
9	2	C.D.E. ULTIMA VUELTA	José M. Serrano Gutierrez		Volkswagen Golf GTI	EN-2	1	185.8	11	181.8	4	180.0	10	179.7	5	179.4	8	181.3
10	14	ANDRÉS SÁNCHEZ PÉREZ	Jonathan Arrien Asla		HONDA CIVIC	EN-1	1	184.6	3	183.0	6	182.7	7	172.8	4	162.4	2	177.1
11	1	PCR SPORT CLUB ESPORTIU	Victor López Martinez		HYUNDAI GETZ 1.5 CRDi	3	4	180.6	15	180.0	14	178.8	8	178.8	10	178.2	13	179.2
12	11	ESCUADERIA TEAM LEMANS	Miguel Gómez Perales	Juan José Rios Gullon	NISSAN PRIMERA	EN-2	2	177.0	9	176.7	10	174.4	11	173.3	6	169.8	4	174.2
13	15	GUILLERMO DEL MORAL	Guillermo Del Moral Martínez		HYUNDAI ACCENT	3	5	174.1	2	173.3	14	172.8	11	172.5	12	170.8	10	172.7
14	17	C.D.E. ULTIMA VUELTA	Ricardo Jimenez Mendez		CITROEN SAXO VTS	1	1	171.4	4	170.8	3	169.2	2	76.8	1			147.1
15	3	C.D.E. ULTIMA VUELTA	Jorge Tello Villa		MAZDA MX5 1.8	EN-2	3	171.1	11	170.6	10	169.5	8	167.9	4	167.7	7	169.3
16	25	JUAN FCO. SANCHEZ JIMENEZ	Juan Fco. Sanchez Jimenez		HYUNDAI ACCENT	3	6	168.7	4	168.7	10	167.7	6	167.7	13	167.4	14	168.0
17	10	R A C E	Teresa Gonzalez Holgado		CITROEN AX GT	3	7	160.9	11	160.2	12	158.3	13	155.6	9	154.5	10	157.9
18	26		Fco. Manuel Puertas Pérez		TOYOTA AYGO	CK	1	154.7	2	150.4	3	150.2	13	149.7	4	149.5	12	150.9
19	47	C.D.E. ULTIMA VUELTA	Alberto Gonzalez Checa		TOYOTA AYGO	CK	2	153.6	2	153.6	3	152.7	7	151.6	12	151.4	9	152.6
20	65	C.D.E. ULTIMA VUELTA	Ruben Gonzalez Checa		TOYOTA AYGO	CK	3	152.9	2	152.7	12	152.5	11	151.8	9	151.4	3	152.3
21	22	AS PONTES MOTORSPORT	Gabriel O. Alonso Savarino		TOYOTA AYGO	CK	4	148.5	3	147.3	2	147.1	13	146.9	14	146.7	8	147.3
22	7	A.E.C.D.	Guillermo Velasco Ortega		DATSUN 1200	EN-1	2	140.6	6	140.0	5	137.2	7	137.0	4	135.8	3	138.1



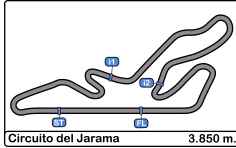
**Circuito del Jarama**

**División 1**

**Entrenamiento cronometrado**

**Secuencia Vueltas Rápidas**

Vta	Hora Día	Tiempo Sesión	Nº	Concursante	Piloto 1	Piloto 2	Vehículo	Cat	Tiempo	Km/h
2	10:04:33.673	4:33.673	42	ESCUDERIA MADRID HISTORICO	Jesús Diaz Villarroel		PORSCHE Boxter 2.5	EN-3	<b>2:02.344</b>	113.2
2	10:04:49.322	4:49.322	12	JOSE G. VILLANUEVA RUIZ	Alvaro Villanueva	Diego Villanueva Capote	BMW E36 325i	EN-3	<b>2:01.593</b>	113.9
2	10:05:09.258	5:09.258	21	ESCUDERIA GREDOS	Javier Moreno Garcia		PEUGEOT 205	3	<b>1:57.635</b>	117.8
3	10:07:03.397	7:03.397	21	ESCUDERIA GREDOS	Javier Moreno Garcia		PEUGEOT 205	3	<b>1:54.139</b>	121.4
5	10:10:49.253	10:49.253	21	ESCUDERIA GREDOS	Javier Moreno Garcia		PEUGEOT 205	3	<b>1:51.550</b>	124.2



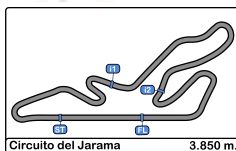
## Circuito del Jarama

### División 1

### Entrenamiento cronometrado

### Mejor Maxima Velocidad del Evento

Cls	Nº	Concursante	Piloto 1	Piloto 2	Vehiculo	Cat	Km/h	Sesión
1	6	SMC Junior Motorsport	Fernando Navarrete		BMW E36 325i	EN-3	204.5	Entrenamiento cronometrado
2	42	ESCUDERIA MADRID HISTORICO	Jesús Diaz Villarroel		PORSCHE Boxter 2.5	EN-3	194.5	Entrenamiento cronometrado
3	21	ESCUDERIA GREDOS	Javier Moreno Garcia		PEUGEOT 205	3	194.2	Entrenamiento cronometrado
4	12	JOSE G. VILLANUEVA RUIZ	Alvaro Villanueva Capote	Diego Villanueva Capote	BMW E36 325i	EN-3	193.5	Entrenamiento cronometrado
5	16	R A C E	Eduardo Alonso De Pablo		BMW E36 325i	EN-3	189.1	Entrenamiento cronometrado
6	28	VSR Motorsport	Pedro David Moya		BMW E36 325i	EN-3	187.5	Entrenamiento cronometrado
7	19	CLUB JARAMA SPORT	Adrian Martin Abraldes		HYUNDAI GETZ 1.5 CRDi	3	187.1	Entrenamiento cronometrado
8	9	EFICAR TEAM	Santiago Castilla Salinero		HYUNDAI GETZ 1.5 CRDi	3	186.2	Entrenamiento cronometrado
9	2	C.D.E. ULTIMA VUELTA	José M. Serrano Gutierrez		Volkswagen Golf GTI	EN-2	185.8	Entrenamiento cronometrado
10	14	ANDRÉS SÁNCHEZ PÉREZ	Jonathan Arrien Asla		HONDA CIVIC	EN-1	184.6	Entrenamiento cronometrado
11	1	PCR SPORT CLUB	Victor López Martinez		HYUNDAI GETZ 1.5 CRDi	3	180.6	Entrenamiento cronometrado
12	11	ESCUDERIA TEAM LEMANS	Miguel Gómez Perales	Juan José Rios Gullon	NISSAN PRIMERA	EN-2	177.0	Entrenamiento cronometrado
13	15	GUILLERMO DEL MORAL	Guillermo Del Moral		HYUNDAI ACCENT	3	174.1	Entrenamiento cronometrado
14	17	C.D.E. ULTIMA VUELTA	Ricardo Jimenez Mendez		CITROEN SAXO VTS	1	171.4	Entrenamiento cronometrado
15	3	C.D.E. ULTIMA VUELTA	Jorge Tello Villa		MAZDA MX5 1.8	EN-2	171.1	Entrenamiento cronometrado
16	25	JUAN FCO. SANCHEZ	Juan Fco. Sanchez		HYUNDAI ACCENT	3	168.7	Entrenamiento cronometrado
17	10	R A C E	Teresa Gonzalez Holgado		CITROEN AX GT	3	160.9	Entrenamiento cronometrado
18	26		Fco. Manuel Puertas Pérez		TOYOTA AYGO	CK	154.7	Entrenamiento cronometrado
19	47	C.D.E. ULTIMA VUELTA	Alberto Gonzalez Checa		TOYOTA AYGO	CK	153.6	Entrenamiento cronometrado
20	65	C.D.E. ULTIMA VUELTA	Ruben Gonzalez Checa		TOYOTA AYGO	CK	152.9	Entrenamiento cronometrado
21	22	AS PONTES MOTORSPORT	Gabriel O. Alonso Savarino		TOYOTA AYGO	CK	148.5	Entrenamiento cronometrado
22	7	A.E.C.D.	Guillermo Velasco Ortega		DATSUN 1200	EN-1	140.6	Entrenamiento cronometrado



**Circuito del Jarama**  
**División 1**  
**Entrenamiento cronometrado**  
**Tiempos Parada en Pit**

**2** José M. Serrano Gutierrez Volkswagen Golf GTI  
 EN-2 C.D.E. ULTIMA VUELTA

Nr.	Hora Día Entrada	Tiempo Entrada	Tiempo Salida	Tiempo Box	T. Box Total
1	10:15:00.613	10:15:00.613	10:18:44.700	0:03:44.087	0:03:44.087

**6** Fernando Navarrete Perdices BMW E36 325i  
 EN-3 SMC Junior Motorsport

Nr.	Hora Día Entrada	Tiempo Entrada	Tiempo Salida	Tiempo Box	T. Box Total
1	10:21:31.125	10:21:31.125	10:33:25.765	0:11:54.640	0:11:54.640

**7** Guillermo Velasco Ortega DATSUN 1200  
 EN-1 A.E.C.D.

Nr.	Hora Día Entrada	Tiempo Entrada	Tiempo Salida	Tiempo Box	T. Box Total
1	10:06:31.666	10:06:31.666	10:22:08.308	0:15:36.642	0:15:36.642

**9** Santiago Castilla Salinero HYUNDAI GETZ 1.5 CRDi  
 3 EFICAR TEAM

Nr.	Hora Día Entrada	Tiempo Entrada	Tiempo Salida	Tiempo Box	T. Box Total
1	10:21:01.955	10:21:01.955	10:29:11.997	0:08:10.042	0:08:10.042

**10** Teresa Gonzalez Holgado CITROEN AX GT  
 3 R A C E

Nr.	Hora Día Entrada	Tiempo Entrada	Tiempo Salida	Tiempo Box	T. Box Total
1	10:15:12.158	10:15:12.158	10:17:02.794	0:01:50.636	0:01:50.636

**11** Gómez Perales - José Rios Gullon NISSAN PRIMERA  
 EN-2 ESCUDERIA TEAM LEMANS

Nr.	Hora Día Entrada	Tiempo Entrada	Tiempo Salida	Tiempo Box	T. Box Total
1	10:15:33.267	10:15:33.267	10:21:15.885	0:05:42.618	0:05:42.618

**12** Villanueva Capote - Villanueva Capote BMW E36 325i  
 EN-3 JOSE G. VILLANUEVA RUIZ

Nr.	Hora Día Entrada	Tiempo Entrada	Tiempo Salida	Tiempo Box	T. Box Total
1	10:14:47.645	10:14:47.645	10:18:07.641	0:03:19.996	0:03:19.996

**15** Guillermo Del Moral Martínez HYUNDAI ACCENT  
 3 GUILLERMO DEL MORAL MARTÍNEZ

Nr.	Hora Día Entrada	Tiempo Entrada	Tiempo Salida	Tiempo Box	T. Box Total
1	10:11:18.203	10:11:18.203	10:12:13.689	0:00:55.486	0:00:55.486
2	10:18:57.530	10:18:57.530	10:21:57.283	0:02:59.753	0:03:55.239
3	10:30:31.413	10:30:31.413	10:32:47.538	0:02:16.125	0:06:11.364

**19** Adrian Martin Abraldes HYUNDAI GETZ 1.5 CRDi  
 3 CLUB JARAMA SPORT

Nr.	Hora Día Entrada	Tiempo Entrada	Tiempo Salida	Tiempo Box	T. Box Total
1	10:10:53.162	10:10:53.162	10:12:29.590	0:01:36.428	0:01:36.428
2	10:20:40.232	10:20:40.232	10:22:27.001	0:01:46.769	0:03:23.197

**21** Javier Moreno Garcia PEUGEOT 205  
 3 ESCUDERIA GREDOS

Nr.	Hora Día Entrada	Tiempo Entrada	Tiempo Salida	Tiempo Box	T. Box Total
1	10:13:08.566	10:13:08.566	10:30:00.112	0:16:51.546	0:16:51.546
2	10:32:30.664	10:32:30.664	10:33:53.516	0:01:22.852	0:18:14.398

**22** Gabriel O. Alonso Savarino TOYOTA AYGO  
 CK AS PONTES MOTORSPORT

Nr.	Hora Día Entrada	Tiempo Entrada	Tiempo Salida	Tiempo Box	T. Box Total
1	10:27:43.695	10:27:43.695	10:29:48.533	0:02:04.838	0:02:04.838

**26** Fco. Manuel Puertas Pérez TOYOTA AYGO  
 CK

Nr.	Hora Día Entrada	Tiempo Entrada	Tiempo Salida	Tiempo Box	T. Box Total
1	10:10:41.900	10:10:41.900	10:13:05.055	0:02:23.155	0:02:23.155
2	10:27:16.102	10:27:16.102	10:29:30.415	0:02:14.313	0:04:37.468

**28** Pedro David Moya Rodriguez BMW E36 325i  
 EN-3 VSR Motorsport

Nr.	Hora Día Entrada	Tiempo Entrada	Tiempo Salida	Tiempo Box	T. Box Total
1	10:06:23.137	10:06:23.137	10:07:14.920	0:00:51.783	0:00:51.783
2	10:23:30.487	10:23:30.487	10:25:03.352	0:01:32.865	0:02:24.648

**42** Jesús Diaz Villarroel PORSCHE Boxter 2.5  
 EN-3 ESCUDERIA MADRID HISTORICO

Nr.	Hora Día Entrada	Tiempo Entrada	Tiempo Salida	Tiempo Box	T. Box Total
1	10:08:47.008	10:08:47.008	10:12:17.910	0:03:30.902	0:03:30.902
2	10:16:24.509	10:16:24.509	10:17:53.537	0:01:29.028	0:04:59.930

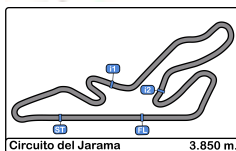
**47** Alberto Gonzalez Checa TOYOTA AYGO  
 CK C.D.E. ULTIMA VUELTA

Nr.	Hora Día Entrada	Tiempo Entrada	Tiempo Salida	Tiempo Box	T. Box Total
1	10:17:27.121	10:17:27.121	10:22:01.626	0:04:34.505	0:04:34.505

**65** Ruben Gonzalez Checa TOYOTA AYGO  
 CK C.D.E. ULTIMA VUELTA

Nr.	Hora Día Entrada	Tiempo Entrada	Tiempo Salida	Tiempo Box	T. Box Total
1	10:17:31.984	10:17:31.984	10:22:03.505	0:04:31.521	0:04:31.521



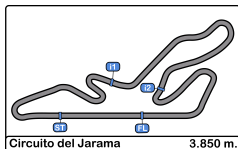


**Circuito del Jarama**  
**División 1**  
**Entrenamiento cronometrado**  
**Resultados Finales**

Clas	Nº	Piloto	Concursante	Vehiculo	Cat	Clas	N.V.	V.R.	Tiempo	Dif 1º	Dif Ant.	Km/h
1	21	Javier Moreno Garcia	ESCUADERIA GREDOS	PEUGEOT 205	3	1	8	5	1:51.550			124.2
2	12	Villanueva Capote - Villanueva Capote	JOSE G. VILLANUEVA RUIZ	BMW E36 325i	EN-3	1	17	16	1:56.125	4.575	4.575	119.3
3	6	Fernando Navarrete Perdices	SMC Junior Motorsport	BMW E36 325i	EN-3	2	11	7	1:56.625	5.075	0.500	118.8
4	9	Santiago Castilla Salinero	EFICAR TEAM	HYUNDAI GETZ 1.5 CRDi	3	2	12	11	1:56.919	5.369	0.294	118.5
5	19	Adrian Martin Abrales	CLUB JARAMA SPORT	HYUNDAI GETZ 1.5 CRDi	3	3	14	12	1:57.072	5.522	0.153	118.3
6	28	Pedro David Moya Rodriguez	VSR Motorsport	BMW E36 325i	EN-3	3	17	7	1:58.537	6.987	1.465	116.9
7	14	Jonathan Arrien Asla	ANDRÉS SÁNCHEZ PÉREZ	HONDA CIVIC	EN-1	1	8	3	2:01.684	10.134	3.147	113.9
8	1	Victor López Martínez	PCR SPORT CLUB ESPORTIU	HYUNDAI GETZ 1.5 CRDi	3	4	17	14	2:02.036	10.486	0.352	113.5
9	42	Jesús Díaz Villarreal	ESCUADERIA MADRID HISTORICO	PORSCHE Boxter 2.5	EN-3	4	14	10	2:02.133	10.583	0.097	113.4
10	16	Eduardo Alonso De Pablo	R A C E	BMW E36 325i	EN-3	5	7	3	2:02.351	10.801	0.218	113.2
11	3	Jorge Tello Villa	C.D.E. ULTIMA VUELTA	MAZDA MX5 1.8	EN-2	1	11	8	2:03.078	11.528	0.727	112.6
12	2	José M. Serrano Gutierrez	C.D.E. ULTIMA VUELTA	Volkswagen Golf GTI	EN-2	2	12	11	2:04.000	12.450	0.922	111.7
13	15	Guillermo Del Moral Martínez	GUILLERMO DEL MORAL MARTINEZ	HYUNDAI ACCENT	3	5	15	10	2:04.853	13.303	0.853	111.0
14	11	Gomez Perales - José Rios Gullon	ESCUADERIA TEAM LEMANS	NISSAN PRIMERA	EN-2	3	11	10	2:05.149	13.599	0.296	110.7
15	25	Juan Fco. Sanchez Jimenez	JUAN FCO. SANCHEZ JIMENEZ	HYUNDAI ACCENT	3	6	17	14	2:07.073	15.523	1.924	109.0
16	10	Teresa Gonzalez Holgado	R A C E	CITROEN AX GT	3	7	13	12	2:12.498	20.948	5.425	104.6
17	17	Ricardo Jimenez Mendez	C.D.E. ULTIMA VUELTA	CITROEN SAXO VTS	1	1	3	3	2:13.261	21.711	0.763	104.0
18	65	Ruben Gonzalez Checa	C.D.E. ULTIMA VUELTA	TOYOTA AYGO	CK	1	13	12	2:16.948	25.398	3.687	101.2
19	47	Alberto Gonzalez Checa	C.D.E. ULTIMA VUELTA	TOYOTA AYGO	CK	2	13	12	2:17.130	25.580	0.182	101.0
20	26	Fco. Manuel Puertas Pérez		TOYOTA AYGO	CK	3	13	9	2:17.344	25.794	0.214	100.9
21	22	Gabriel O. Alonso Savarino	AS PONTES MOTORSPORT	TOYOTA AYGO	CK	4	14	8	2:19.920	28.370	2.576	99.0
22	38	Mihai Smetanca	ESCUADERIA CENTRO	TOYOTA AYGO	CK	5	11	3	2:20.147	28.597	0.227	98.8
23	18	Eugenio Garcia Valentin	C.D.E. ULTIMA VUELTA	TOYOTA AYGO	CK	6	15	12	2:23.430	31.880	3.283	96.6
24	7	Guillermo Velasco Ortega	A.E.C.D.	DATSUN 1200	EN-1	2	8	7	2:25.651	34.101	2.221	95.1

Publicada a las :.....


<b>Comisarios Deportivos:</b>	<b>Director de Carrera:</b>	<b>Cronometrador:</b> 
-------------------------------	-----------------------------	---------------------------



**Circuito del Jarama**  
**División 1**  
**2ª Carrera**  
**Parrilla de Salida**

23	18	Eugenio Garcia Valentin	2:23.430	.12.
21	22	Gabriel O. Alonso Savarino	2:19.920	.11.
19	47	Alberto Gonzalez Checa	2:17.130	.10.
17	17	Ricardo Jimenez Mendez	2:13.261	.9.
15	25	Juan Fco. Sanchez Jimenez	2:07.073	.8.
13	15	Guillermo Del Moral Martínez	2:04.853	.7.
11	3	Jorge Tello Villa	2:03.078	.6.
9	42	Jesús Diaz Villarroel	2:02.133	.5.
7	14	Jonathan Arrien Asla	2:01.684	.4.
5	19	Adrian Martin Abraldes	1:57.072	.3.
3	6	Fernando Navarrete Perdices	1:56.625	.2.
1	21	Javier Moreno Garcia	1:51.550	.1.

2:25.651	Guillermo Velasco Ortega	7	24
2:20.147	Mihai Smetanca	38	22
2:17.344	Fco. Manuel Puertas Pérez	26	20
2:16.948	Ruben Gonzalez Checa	65	18
2:12.498	Teresa Gonzalez Holgado	10	16
2:05.149	Miquel Gómez Perales	11	14
2:04.000	José M. Serrano Gutierrez	2	12
2:02.351	Eduardo Alonso De Pablo	16	10
2:02.036	Victor López Martinez	1	8
1:58.537	Pedro David Moya Rodriguez	28	6
1:56.919	Santiago Castilla Salinero	9	4
1:56.125	Alvaro Villanueva Capote	12	2

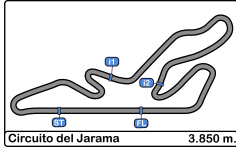


Pole

Publicada a las : .....

**Comisarios Deportivos:**

**Cronometrador:**



### Circuito del Jarama

#### División 1

#### 1ª Carrera

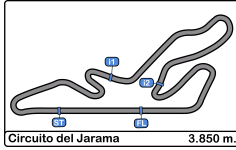
#### Resultados Provisionales

Cls	Nº	Concursante	Piloto 1	Piloto 2	Vehiculo	Cat	Cl	N.V.	Tiempo	Dif 1º	Dif Ant.	Km/h	V.R.	Tiempo	Km/h
1	12	JOSE G. VILLANUEVA RUIZ	<u>Alvaro Villanueva Capote</u>	Diego Villanueva Capote	BMW E36 325i	EN-3	1	10	<b>19:32.831</b>			118.1	3	1:56.241	119.2
2	6	SMC Junior Motorsport	Fernando Navarrete Perdices		BMW E36 325i	EN-3	2	10	<b>19:34.122</b>	1.291	1.291	118.0	2	1:56.031	119.4
3	9	EFICAR TEAM	Santiago Castilla Salinero		HYUNDAI GETZ 1.5 CRDi	3	1	10	<b>19:40.637</b>	7.806	6.515	117.3	3	1:56.352	119.1
4	28	VSR Motorsport	Pedro David Moya Rodríguez		BMW E36 325i	EN-3	3	10	<b>20:03.339</b>	30.508	22.702	115.1	2	1:58.978	116.4
5	19	CLUB JARAMA SPORT	Adrian Martin Abrales		HYUNDAI GETZ 1.5 CRDi	3	2	10	<b>20:06.839</b>	34.008	3.500	114.8	4	1:59.191	116.2
6	14	ANDRÉS SÁNCHEZ PÉREZ	Jonathan Arrien Asla		HONDA CIVIC	EN-1	1	10	<b>20:24.684</b>	51.853	17.845	113.1	7	2:00.681	114.8
7	42	ESCUADERIA MADRID	Jesús Diaz Villarroel		PORSCHE Boxter 2.5	EN-3	4	10	<b>20:29.129</b>	56.298	4.445	112.7	2	2:01.051	114.4
8	16	R A C E	Eduardo Alonso De Pablo		BMW E36 325i	EN-3	5	10	<b>20:40.742</b>	1:07.911	11.613	111.7	8	2:02.532	113.1
9	2	C.D.E. ULTIMA VUELTA	José M. Serrano Gutierrez		Volkswagen Golf GTI	EN-2	1	10	<b>20:57.763</b>	1:24.932	17.021	110.1	2	2:04.259	111.5
10	3	C.D.E. ULTIMA VUELTA	Jorge Tello Villa		MAZDA MX5 1.8	EN-2	2	10	<b>20:58.828</b>	1:25.997	1.065	110.1	4	2:04.274	111.5
11	11	ESCUADERIA TEAM LEMANS	<u>Miguel Gómez Perales</u>	Juan José Rios Gullon	NISSAN PRIMERA	EN-2	3	10	<b>21:32.698</b>	1:59.867	33.870	107.2	10	2:05.532	110.4
12	1	PCR SPORT CLUB ESPORTIU	Victor López Martínez		HYUNDAI GETZ 1.5 CRDi	3	3	9	<b>19:45.192</b>	1 Vta	1 Vta	105.2	8	2:03.071	112.6
13	25	JUAN FCO. SANCHEZ JIMENEZ	Juan Fco. Sanchez Jimenez		HYUNDAI ACCENT	3	4	9	<b>19:51.415</b>	1 Vta	6.223	104.6	9	2:09.892	106.7
14	10	R A C E	Teresa Gonzalez Holgado		CITROEN AX GT	3	5	9	<b>20:01.286</b>	1 Vta	9.871	103.8	7	2:09.813	106.7
15	17	C.D.E. ULTIMA VUELTA	Ricardo Jimenez Mendez		CITROEN SAXO VTS	1	1	9	<b>20:37.194</b>	1 Vta	35.908	100.8	5	2:12.004	104.9
16	26		Fco. Manuel Puertas Pérez		TOYOTA AYGO	CK	1	9	<b>20:48.526</b>	1 Vta	11.332	99.9	4	2:17.318	100.9
17	47	C.D.E. ULTIMA VUELTA	Alberto Gonzalez Checa		TOYOTA AYGO	CK	2	9	<b>20:49.713</b>	1 Vta	1.187	99.8	2	2:17.168	101.0
18	65	C.D.E. ULTIMA VUELTA	Ruben Gonzalez Checa		TOYOTA AYGO	CK	3	9	<b>21:12.747</b>	1 Vta	23.034	98.0	2	2:19.460	99.3
19	38	ESCUADERIA CENTRO	Mihai Smetanca		TOYOTA AYGO	CK	4	9	<b>21:17.794</b>	1 Vta	5.047	97.6	9	2:19.269	99.5
20	22	AS PONTES MOTORSPORT	Gabriel O. Alonso Savarino		TOYOTA AYGO	CK	5	9	<b>21:19.133</b>	1 Vta	1.339	97.5	4	2:20.853	98.4
21	7	A.E.C.D.	Guillermo Velasco Ortega		DATSUN 1200	EN-1	2	8	<b>19:43.595</b>	2 Vtas	1 Vta	93.6	8	2:25.369	95.3
22	18	C.D.E. ULTIMA VUELTA	Eugenio Garcia Valentin		TOYOTA AYGO	CK	6	8	<b>19:55.781</b>	2 Vtas	12.186	92.7	7	2:27.138	94.1
<b>No clasificados: (Requerimiento: 75% del numero de vueltas del lider = 8 Vueltas)</b>															
21		ESCUADERIA GREDOS	Javier Moreno Garcia		PEUGEOT 205	3	6	2	<b>4:09.406</b>	8 Vtas	6 Vtas	111.1	1	1:58.670	116.7
15		GUILLERMO DEL MORAL	Guillermo Del Moral Martínez		HYUNDAI ACCENT	3	7	2	<b>4:42.279</b>	8 Vtas	32.873	98.2	1	2:09.175	107.2

Vta. rápida de Fernando Navarrete Perdices en 1:56.031 a 119.4 Km/h en la vuelta 2

Publicada a las :.....

<b>Comisarios Deportivos:</b>	<b>Director de Carrera:</b>	<b>Cronometrador:</b> 
-------------------------------	-----------------------------	---------------------------



### Circuito del Jarama

#### División 1

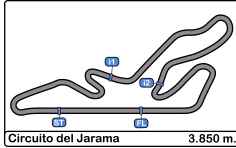
#### 1ª Carrera

#### Resultados Provisionales por categoría

Cls	Nº	Concursante	Piloto 1	Piloto 2	Vehiculo	Cat	Cl	N.V.	Tiempo	Dif 1º	Dif Ant.	Km/h	V.R.	Tiempo	Km/h
<b>Copa KOBE Circuitos 2021</b>															
1	26		Fco. Manuel Puertas Pérez		TOYOTA AYGO	CK	1	9	20:48.526			99.9	4	2:17.318	100.9
2	47	C.D.E. ULTIMA VUELTA	Alberto Gonzalez Checa		TOYOTA AYGO	CK	2	9	20:49.713	1.187	1.187	99.8	2	2:17.168	101.0
3	65	C.D.E. ULTIMA VUELTA	Ruben Gonzalez Checa		TOYOTA AYGO	CK	3	9	21:12.747	24.221	23.034	98.0	2	2:19.460	99.3
4	38	ESCUADERIA CENTRO	Mihai Smetanca		TOYOTA AYGO	CK	4	9	21:17.794	29.268	5.047	97.6	9	2:19.269	99.5
5	22	AS PONTES MOTORSPORT	Gabriel O. Alonso Savarino		TOYOTA AYGO	CK	5	9	21:19.133	30.607	1.339	97.5	4	2:20.853	98.4
6	18	C.D.E. ULTIMA VUELTA	Eugenio Garcia Valentin		TOYOTA AYGO	CK	6	8	19:55.781	1 Vta	1 Vta	92.7	7	2:27.138	94.1
<b>Categoría 1</b>															
1	17	C.D.E. ULTIMA VUELTA	Ricardo Jimenez Mendez		CITROEN SAXO VTS	1	1	9	20:37.194			100.8	5	2:12.004	104.9
<b>Categoría Endurance Type 1</b>															
1	14	ANDRÉS SÁNCHEZ PÉREZ	Jonathan Arrien Asla		HONDA CIVIC	EN-1	1	10	20:24.684			113.1	7	2:00.681	114.8
2	7	A.E.C.D.	Guillermo Velasco Ortega		DATSUN 1200	EN-1	2	8	19:43.595	2 Vtas	2 Vtas	93.6	8	2:25.369	95.3
<b>Categoría Endurance Type 3</b>															
1	12	JOSE G. VILLANUEVA RUIZ	<u>Alvaro Villanueva Capote</u>	Diego Villanueva Capote	BMW E36 325i	EN-3	1	10	19:32.831			118.1	3	1:56.241	119.2
2	6	SMC Junior Motorsport	Fernando Navarrete Perdices		BMW E36 325i	EN-3	2	10	19:34.122	1.291	1.291	118.0	2	1:56.031	119.4
3	28	VSR Motorsport	Pedro David Moya Rodriguez		BMW E36 325i	EN-3	3	10	20:03.339	30.508	29.217	115.1	2	1:58.978	116.4
4	42	ESCUADERIA MADRID	Jesús Diaz Villarroel		PORSCHE Boxter 2.5	EN-3	4	10	20:29.129	56.298	25.790	112.7	2	2:01.051	114.4
5	16	R A C E	Eduardo Alonso De Pablo		BMW E36 325i	EN-3	5	10	20:40.742	1:07.911	11.613	111.7	8	2:02.532	113.1
<b>Categoría Endurance Type 2</b>															
1	2	C.D.E. ULTIMA VUELTA	José M. Serrano Gutierrez		Volkswagen Golf GTI	EN-2	1	10	20:57.763			110.1	2	2:04.259	111.5
2	3	C.D.E. ULTIMA VUELTA	Jorge Tello Villa		MAZDA MX5 1.8	EN-2	2	10	20:58.828	1.065	1.065	110.1	4	2:04.274	111.5
3	11	ESCUADERIA TEAM LEMANS	<u>Miguel Gómez Perales</u>	Juan José Rios Gullon	NISSAN PRIMERA	EN-2	3	10	21:32.698	34.935	33.870	107.2	10	2:05.532	110.4
<b>Categoría 3</b>															
1	9	EFICAR TEAM	Santiago Castilla Salinero		HYUNDAI GETZ 1.5 CRDi	3	1	10	19:40.637			117.3	3	1:56.352	119.1
2	19	CLUB JARAMA SPORT	Adrian Martin Abraldes		HYUNDAI GETZ 1.5 CRDi	3	2	10	20:06.839	26.202	26.202	114.8	4	1:59.191	116.2
3	1	PCR SPORT CLUB ESPORTIU	Victor López Martinez		HYUNDAI GETZ 1.5 CRDi	3	3	9	19:45.192	1 Vta	1 Vta	105.2	8	2:03.071	112.6
4	25	JUAN FCO. SANCHEZ JIMENEZ	Juan Fco. Sanchez Jimenez		HYUNDAI ACCENT	3	4	9	19:51.415	1 Vta		104.6	9	2:09.892	106.7

Publicada a las :.....

<b>Comisarios Deportivos:</b>	<b>Director de Carrera:</b>	<b>Cronometrador:</b> 
-------------------------------	-----------------------------	---------------------------



**Circuito del Jarama**

**División 1**

**1ª Carrera**

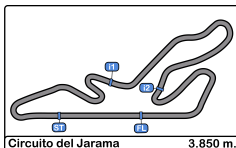
**Resultados Provisionales por categoría**

Cls	Nº	Concursante	Piloto 1	Piloto 2	Vehículo	Cat	Cl	N.V.	Tiempo	Dif 1º	Dif Ant.	Km/h	V.R.	Tiempo	Km/h
5	10	RACE	Teresa Gonzalez Holgado		CITROEN AX GT	3	5	9	20:01.286	1 Vta	9.871	103.8	7	2:09.813	106.7
<b>No clasificados: (Requerimiento: 75% del numero de vueltas del lider = 8 Vueltas)</b>															
21		ESCUADERIA GREDOS	Javier Moreno Garcia		PEUGEOT 205	3	6	2	4:09.406	8 Vtas	7 Vtas	111.1	1	1:58.670	116.7
15		GUILLERMO DEL MORAL	Guillermo Del Moral Martínez		HYUNDAI ACCENT	3	7	2	4:42.279	8 Vtas	32.873	98.2	1	2:09.175	107.2

Vta. rápida de Fernando Navarrete Perdices en 1:56.031 a 119.4 Km/h en la vuelta 2

Publicada a las :.....

<b>Comisarios Deportivos:</b>	<b>Director de Carrera:</b>	<b>Cronometrador:</b> 
-------------------------------	-----------------------------	---------------------------



## Circuito del Jarama

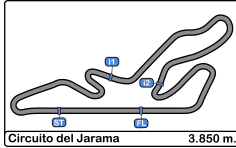
### División 1

### 1ª Carrera

### Clasificación Provisional por Vuelta Rápida de Piloto

Clas	Nº	Concursante	Vehiculo	Piloto	Cat	Clas	N.V.	V.R.	Tiempo	Dif 1º	Dif Ant.	Km/h
1	6	SMC Junior Motorsport	BMW E36 325i	Fernando Navarrete Perdices	EN-3	1	10	2	1:56.031			119.4
2	12	JOSE G. VILLANUEVA RUIZ	BMW E36 325i	Alvaro Villanueva Capote	EN-3	2	10	3	1:56.241	0.210	0.210	119.2
3	9	EFICAR TEAM	HYUNDAI GETZ 1.5 CRDi	Santiago Castilla Salinero	3	1	10	3	1:56.352	0.321	0.111	119.1
4	21	ESCUADERIA GREDOS	PEUGEOT 205	Javier Moreno Garcia	3	2	2	1	1:58.670	2.639	2.318	116.7
5	28	VSR Motorsport	BMW E36 325i	Pedro David Moya Rodriguez	EN-3	3	10	2	1:58.978	2.947	0.308	116.4
6	19	CLUB JARAMA SPORT	HYUNDAI GETZ 1.5 CRDi	Adrian Martin Abrales	3	3	10	4	1:59.191	3.160	0.213	116.2
7	14	ANDRÉS SÁNCHEZ PÉREZ	HONDA CIVIC	Jonathan Arrien Asla	EN-1	1	10	7	2:00.681	4.650	1.490	114.8
8	42	ESCUADERIA MADRID	PORSCHE Boxter 2.5	Jesús Díaz Villarroel	EN-3	4	10	2	2:01.051	5.020	0.370	114.4
9	16	R A C E	BMW E36 325i	Eduardo Alonso De Pablo	EN-3	5	10	8	2:02.532	6.501	1.481	113.1
10	1	PCR SPORT CLUB ESPORTIU	HYUNDAI GETZ 1.5 CRDi	Victor López Martínez	3	4	9	8	2:03.071	7.040	0.539	112.6
11	2	C.D.E. ULTIMA VUELTA	Volkswagen Golf GTI	José M. Serrano Gutierrez	EN-2	1	10	2	2:04.259	8.228	1.188	111.5
12	3	C.D.E. ULTIMA VUELTA	MAZDA MX5 1.8	Jorge Tello Villa	EN-2	2	10	4	2:04.274	8.243	0.015	111.5
13	11	ESCUADERIA TEAM LEMANS	NISSAN PRIMERA	Miguel Gómez Perales	EN-2	3	10	10	2:05.532	9.501	1.258	110.4
14	15	GUILLERMO DEL MORAL	HYUNDAI ACCENT	Guillermo Del Moral Martínez	3	5	2	1	2:09.175	13.144	3.643	107.2
15	10	R A C E	CITROEN AX GT	Teresa Gonzalez Holgado	3	6	9	7	2:09.813	13.782	0.638	106.7
16	25	JUAN FCO. SANCHEZ	HYUNDAI ACCENT	Juan Fco. Sanchez Jimenez	3	7	9	9	2:09.892	13.861	0.079	106.7
17	17	C.D.E. ULTIMA VUELTA	CITROEN SAXO VTS	Ricardo Jimenez Mendez	1	1	9	5	2:12.004	15.973	2.112	104.9
18	47	C.D.E. ULTIMA VUELTA	TOYOTA AYGO	Alberto Gonzalez Checa	CK	1	9	2	2:17.168	21.137	5.164	101.0
19	26		TOYOTA AYGO	Fco. Manuel Puertas Pérez	CK	2	9	4	2:17.318	21.287	0.150	100.9
20	38	ESCUADERIA CENTRO	TOYOTA AYGO	Mihai Smetanca	CK	3	9	9	2:19.269	23.238	1.951	99.5
21	65	C.D.E. ULTIMA VUELTA	TOYOTA AYGO	Ruben Gonzalez Checa	CK	4	9	2	2:19.460	23.429	0.191	99.3
22	22	AS PONTES MOTORSPORT	TOYOTA AYGO	Gabriel O. Alonso Savarino	CK	5	9	4	2:20.853	24.822	1.393	98.4
23	7	A.E.C.D.	DATSUN 1200	Guillermo Velasco Ortega	EN-1	2	8	8	2:25.369	29.338	4.516	95.3
24	18	C.D.E. ULTIMA VUELTA	TOYOTA AYGO	Eugenio Garcia Valentin	CK	6	8	7	2:27.138	31.107	1.769	94.1





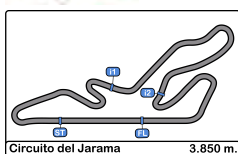
### Circuito del Jarama

#### División 1

#### 1ª Carrera

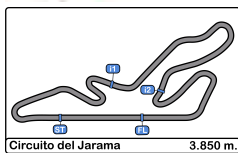
#### Distancia y Velocidad Media

Cls	Nº	Concursante	Piloto 1	Piloto 2	Vehiculo	Cat	Cls	Vtas.	Distancia	Tiempo	Km/h
1	12	JOSE G. VILLANUEVA RUIZ	<b>Alvaro Villanueva Capote</b>	Diego Villanueva Capote	BMW E36 325i	EN-3	1	10	<b>38.50</b>	<b>19:32.831</b>	118.1
2	6	SMC Junior Motorsport	Fernando Navarrete		BMW E36 325i	EN-3	2	10	<b>38.50</b>	<b>19:34.122</b>	118.0
3	9	EFICAR TEAM	Santiago Castilla Salinero		HYUNDAI GETZ 1.5 CRDi	3	1	10	<b>38.50</b>	<b>19:40.637</b>	117.3
4	28	VSR Motorsport	Pedro David Moya		BMW E36 325i	EN-3	3	10	<b>38.50</b>	<b>20:03.339</b>	115.1
5	19	CLUB JARAMA SPORT	Adrian Martin Abraldes		HYUNDAI GETZ 1.5 CRDi	3	2	10	<b>38.50</b>	<b>20:06.839</b>	114.8
6	14	ANDRÉS SÁNCHEZ PÉREZ	Jonathan Arrien Asla		HONDA CIVIC	EN-1	1	10	<b>38.50</b>	<b>20:24.684</b>	113.1
7	42	ESCUADERIA MADRID	Jesús Diaz Villarroel		PORSCHE Boxter 2.5	EN-3	4	10	<b>38.50</b>	<b>20:29.129</b>	112.7
8	16	R A C E	Eduardo Alonso De Pablo		BMW E36 325i	EN-3	5	10	<b>38.50</b>	<b>20:40.742</b>	111.7
9	2	C.D.E. ULTIMA VUELTA	José M. Serrano Gutierrez		Volkswagen Golf GTI	EN-2	1	10	<b>38.50</b>	<b>20:57.763</b>	110.1
10	3	C.D.E. ULTIMA VUELTA	Jorge Tello Villa		MAZDA MX5 1.8	EN-2	2	10	<b>38.50</b>	<b>20:58.828</b>	110.1
11	11	ESCUADERIA TEAM LEMANS	<b>Miguel Gómez Perales</b>	Juan José Rios Gullon	NISSAN PRIMERA	EN-2	3	10	<b>38.50</b>	<b>21:32.698</b>	107.2
12	1	PCR SPORT CLUB	Victor López Martinez		HYUNDAI GETZ 1.5 CRDi	3	3	9	<b>34.65</b>	<b>19:45.192</b>	105.2
13	25	JUAN FCO. SANCHEZ	Juan Fco. Sanchez		HYUNDAI ACCENT	3	4	9	<b>34.65</b>	<b>19:51.415</b>	104.6
14	10	R A C E	Teresa Gonzalez Holgado		CITROEN AX GT	3	5	9	<b>34.65</b>	<b>20:01.286</b>	103.8
15	17	C.D.E. ULTIMA VUELTA	Ricardo Jimenez Mendez		CITROEN SAXO VTS	1	1	9	<b>34.65</b>	<b>20:37.194</b>	100.8
16	26		Fco. Manuel Puertas Pérez		TOYOTA AYGO	CK	1	9	<b>34.65</b>	<b>20:48.526</b>	99.9
17	47	C.D.E. ULTIMA VUELTA	Alberto Gonzalez Checa		TOYOTA AYGO	CK	2	9	<b>34.65</b>	<b>20:49.713</b>	99.8
18	65	C.D.E. ULTIMA VUELTA	Ruben Gonzalez Checa		TOYOTA AYGO	CK	3	9	<b>34.65</b>	<b>21:12.747</b>	98.0
19	38	ESCUADERIA CENTRO	Mihai Smetanca		TOYOTA AYGO	CK	4	9	<b>34.65</b>	<b>21:17.794</b>	97.6
20	22	AS PONTES MOTORSPORT	Gabriel O. Alonso Savarino		TOYOTA AYGO	CK	5	9	<b>34.65</b>	<b>21:19.133</b>	97.5
21	7	A.E.C.D.	Guillermo Velasco Ortega		DATSUN 1200	EN-1	2	8	<b>30.80</b>	<b>19:43.595</b>	93.6
22	18	C.D.E. ULTIMA VUELTA	Eugenio Garcia Valentin		TOYOTA AYGO	CK	6	8	<b>30.80</b>	<b>19:55.781</b>	92.7
<b>No clasificados: (Requerimiento: 75% del numero de vueltas del lider = 8 Vueltas)</b>											
21		ESCUADERIA GREDOS	Javier Moreno Garcia		PEUGEOT 205	3	6	2	<b>07.70</b>	<b>4:09.406</b>	111.1
15		GUILLERMO DEL MORAL	Guillermo Del Moral		HYUNDAI ACCENT	3	7	2	<b>07.70</b>	<b>4:42.279</b>	98.2



**Circuito del Jarama**  
**División 1**  
**1ª Carrera**  
**Tiempos Por Vuelta**

1							7						
Victor López Martínez							Guillermo Velasco Ortega						
3							3						
PCR SPORT CLUB ESPORTIU							EN-1						
A.E.C.D.							A.E.C.D.						
Vta. D	Tiempo	Sector 1	Sector 2	Sector 3	V. Max.	Elapsed	Vta. D	Tiempo	Sector 1	Sector 2	Sector 3	V. Max.	Elapsed
1	2:10.615	53.308	41.890	35.417	109.8	2:10.615	1	2:35.333	1:04.303	50.015	41.015	101.2	2:35.333
2	2:05.302	48.632	42.574	34.096	177.0	4:15.917	2	2:28.581	56.628	50.895	41.058	147.9	5:03.914
3	2:05.783	48.327	42.390	35.066	166.6	6:21.700	3	2:27.926	56.113	50.861	40.952	144.3	7:31.840
4	2:03.734	47.302	41.946	34.486	169.5	8:25.434	4	2:28.050	56.061	52.032	39.957	140.9	9:59.890
5	2:37.193	51.481	1:07.957	37.755	183.9	11:02.627	5	2:26.616	54.923	51.174	40.519	143.0	12:26.506
6	2:20.625	59.690	44.736	36.199	159.0	13:23.252	6	2:25.939	55.121	50.751	40.067	142.6	14:52.445
7	2:08.609	50.238	43.869	34.502	167.4	15:31.861	7	2:25.781	55.160	50.473	40.148	142.8	17:18.226
8	2:03.071	47.227	41.473	34.371	183.0	17:34.932	8	2:25.369	55.221	50.497	39.651	143.2	19:43.595
9	2:10.260	53.803	42.192	34.265	177.9	19:45.192							
2							9						
José M. Serrano Gutierrez							Santiago Castilla Salinero						
3							3						
EN-2							EN-2						
C.D.E. ULTIMA VUELTA							EFICAR TEAM						
Vta. D	Tiempo	Sector 1	Sector 2	Sector 3	V. Max.	Elapsed	Vta. D	Tiempo	Sector 1	Sector 2	Sector 3	V. Max.	Elapsed
1	2:11.209	54.155	42.231	34.823	112.9	2:11.209	1	1:58.716	47.410	38.876	32.430	106.8	1:58.716
2	2:04.259	47.938	42.185	34.136	177.0	4:15.468	2	1:57.446	45.754	39.319	32.373	187.5	3:56.162
3	2:04.962	47.525	43.126	34.311	187.8	6:20.430	3	1:56.352	45.113	39.033	32.206	189.1	5:52.514
4	2:04.532	48.080	42.118	34.334	173.3	8:24.962	4	1:57.486	45.072	40.029	32.385	186.8	7:50.000
5	2:06.008	48.061	43.600	34.347	181.2	10:30.970	5	1:57.183	44.531	40.374	32.278	177.9	9:47.183
6	2:04.525	47.695	42.091	34.739	178.2	12:35.495	6	1:58.053	44.801	40.788	32.464	175.0	11:45.236
7	2:06.318	48.492	43.099	34.727	186.5	14:41.813	7	1:58.022	45.040	40.573	32.409	178.2	13:43.258
8	2:05.059	47.325	42.847	34.887	187.1	16:46.872	8	1:57.944	44.794	39.873	33.277	178.2	15:41.202
9	2:06.164	47.398	43.731	35.035	187.5	18:53.036	9	1:59.072	45.530	40.308	33.234	173.3	17:40.274
10	2:04.727	47.111	41.731	35.885	189.4	20:57.763	10	2:00.363	46.329	40.692	33.342	171.9	19:40.637
3							10						
Jorge Tello Villa							Teresa Gonzalez Holgado						
3							3						
EN-2							EN-2						
C.D.E. ULTIMA VUELTA							RACE						
Vta. D	Tiempo	Sector 1	Sector 2	Sector 3	V. Max.	Elapsed	Vta. D	Tiempo	Sector 1	Sector 2	Sector 3	V. Max.	Elapsed
1	2:10.478	51.537	41.827	37.114	108.2	2:10.478	1	2:22.296	57.056	46.246	38.994	117.2	2:22.296
2	2:04.516	47.289	42.098	35.129	174.7	4:14.994	2	2:11.404	50.661	44.614	36.129	164.6	4:33.700
3	2:04.754	47.974	42.167	34.613	171.7	6:19.748	3	2:11.988	49.958	45.427	36.603	163.6	6:45.688
4	2:04.274	47.621	41.900	34.753	170.0	8:24.022	4	2:12.825	51.381	44.845	36.599	158.5	8:58.513
5	2:06.179	49.086	42.113	34.980	171.1	10:30.201	5	2:12.504	50.392	45.462	36.650	159.7	11:11.017
6	2:05.018	47.543	42.185	35.290	171.1	12:35.219	6	2:13.228	51.095	45.775	36.358	164.8	13:24.245
7	2:06.310	48.631	42.198	35.481	171.4	14:41.529	7	2:09.813	49.743	44.289	35.781	166.1	15:34.058
8	2:05.214	47.700	41.809	35.705	172.2	16:46.743	8	2:14.670	51.867	46.205	36.598	160.9	17:48.728
9	2:06.178	48.031	42.363	35.784	174.1	18:52.921	9	2:12.558	51.146	44.970	36.442	154.5	20:01.286
10	2:05.907	47.689	41.445	36.773	176.7	20:58.828							
6							11						
Fernando Navarrete Perdices							Gómez Perales - José Rios Gullon						
3							3						
EN-3							EN-2						
SMC Junior Motorsport							ESCUDERIA TEAM LEMANS						
Vta. D	Tiempo	Sector 1	Sector 2	Sector 3	V. Max.	Elapsed	Vta. D	Tiempo	Sector 1	Sector 2	Sector 3	V. Max.	Elapsed
1	1:59.533	47.560	39.475	32.498	106.2	1:59.533	1	2:14.301	55.853	42.193	36.255	118.5	2:14.301
2	1:56.031	44.430	39.161	32.440	198.5	3:55.564	2	2:09.409	49.587	42.303	37.519	178.5	4:23.710
3	1:56.305	44.601	39.439	32.265	196.0	5:51.869	3	2:06.499	49.143	42.458	34.898	170.8	6:30.209
4	1:56.515	45.009	39.135	32.371	205.7	7:48.384	4	2:09.362	47.737	41.927	39.698	173.3	8:39.571
5	1:57.975	45.051	40.388	32.536	197.8	9:46.359	5	2:07.918	49.989	42.756	35.173	173.6	10:47.489
6	1:57.546	44.534	39.508	33.504	200.7	11:43.905	6	2:15.624	53.208	43.347	39.069	175.3	13:03.113
7	1:57.122	44.643	39.640	32.839	202.2	13:41.027	7	2:07.824	48.759	42.412	36.653	158.5	15:10.937
8	1:59.470	45.886	39.350	34.234	202.2	15:40.497	8	2:06.950	49.352	42.974	34.624	160.2	17:17.887
9	1:56.499	44.689	38.752	33.058	203.3	17:36.996	9	2:09.279	50.987	42.642	35.650	167.1	19:27.166
10	1:57.126	44.972	39.553	32.601	205.3	19:34.122	10	2:05.532	48.722	41.998	34.812	166.9	21:32.698



**Circuito del Jarama**  
**División 1**  
**1ª Carrera**  
**Tiempos Por Vuelta**

**12** Villanueva Capote - Villanueva Capote BMW E36 325i **17** Ricardo Jimenez Mendez CITROEN SAXO VTS  
 EN-3 JOSE G. VILLANUEVA RUIZ 1 C.D.E. ULTIMA VUELTA

Vta. D	Tiempo	Sector 1	Sector 2	Sector 3	V. Max.	Elapsed	Vta. D	Tiempo	Sector 1	Sector 2	Sector 3	V. Max.	Elapsed
1	1:58.245	46.164	39.119	32.962	108.3	1:58.245	1	2:33.412	1:09.024	45.998	38.390	79.5	2:33.412
2	1:56.638	45.191	39.083	32.364	193.2	3:54.883	2	2:16.641	52.767	45.702	38.172	170.0	4:50.053
3	1:56.241	44.420	39.087	32.734	190.1	5:51.124	3	2:28.298	50.187	1:00.057	38.054	164.1	7:18.351
4	1:57.839	46.823	38.806	32.210	194.2	7:48.963	4	2:13.697	51.558	45.072	37.067	161.6	9:32.048
5	1:57.137	44.632	39.861	32.644	197.4	9:46.100	5	2:12.004	50.085	45.360	36.559	168.2	11:44.052
6	1:57.698	45.371	39.631	32.696	194.5	11:43.798	6	2:12.303	50.175	45.004	37.124	160.2	13:56.355
7	1:57.706	45.332	39.499	32.875	196.3	13:41.504	7	2:13.935	51.962	45.337	36.636	168.4	16:10.290
8	1:58.456	45.623	39.500	33.333	201.1	15:39.960	8	2:12.518	49.379	45.186	37.953	171.4	18:22.808
9	1:56.480	44.680	39.111	32.689	198.8	17:36.440	9	2:14.386	51.163	45.570	37.653	172.2	20:37.194
10	1:56.391	45.145	38.811	32.435	188.4	19:32.831							

**14** Jonathan Arrien Asla HONDA CIVIC **18** Eugenio Garcia Valentin TOYOTA AYGO  
 EN-1 ANDRÉS SÁNCHEZ PÉREZ CK C.D.E. ULTIMA VUELTA

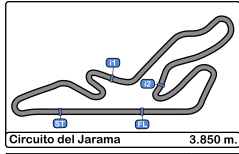
Vta. D	Tiempo	Sector 1	Sector 2	Sector 3	V. Max.	Elapsed	Vta. D	Tiempo	Sector 1	Sector 2	Sector 3	V. Max.	Elapsed
1	2:05.246	51.020	40.848	33.378	112.3	2:05.246	1	2:34.655	1:03.503	49.602	41.550		2:34.655
2	2:01.236	46.638	40.641	33.957	194.9	4:06.482	2	2:28.389	56.748	50.831	40.810		5:03.044
3	2:02.366	46.819	41.186	34.361	186.2	6:08.848	3	2:28.039	56.202	50.849	40.988		7:31.083
4	2:03.062	47.887	41.512	33.663	169.8	8:11.910	4	2:31.169	57.626	52.471	41.072		10:02.252
5	2:01.563	47.263	40.658	33.642	168.7	10:13.473	5	2:27.591	55.628	50.581	41.382		12:29.843
6	2:03.100	46.923	42.019	34.158	179.4	12:16.573	6	2:28.948	57.876	50.346	40.726		14:58.791
7	2:00.681	46.613	40.449	33.619	187.5	14:17.254	7	2:27.138	56.518	50.270	40.350		17:25.929
8	2:00.705	46.664	40.324	33.717	184.6	16:17.959	8	2:29.852	57.692	50.403	41.757		19:55.781
9	2:02.166	47.460	41.052	33.654	177.3	18:20.125							
10	2:04.559	47.880	41.784	34.895	176.4	20:24.684							

**15** Guillermo Del Moral Martínez HYUNDAI ACCENT **19** Adrian Martin Abrales HYUNDAI GETZ 1.5 CRDi  
 3 GUILLERMO DEL MORAL MARTÍNEZ 3 CLUB JARAMA SPORT

Vta. D	Tiempo	Sector 1	Sector 2	Sector 3	V. Max.	Elapsed	Vta. D	Tiempo	Sector 1	Sector 2	Sector 3	V. Max.	Elapsed
1	2:09.175	52.141	41.790	35.244	116.8	2:09.175	1	2:02.923	49.151	40.373	33.399	109.4	2:02.923
2	2:33.104 P	47.812	46.353	58.939	178.2	4:42.279	2	1:59.536	45.606	40.065	33.865	185.8	4:02.459
							3	1:59.794	46.241	40.148	33.405	162.8	6:02.253
							4	1:59.191	45.663	40.130	33.398	181.2	8:01.444
							5	1:59.903	45.869	39.916	34.118	180.6	10:01.347
							6	1:59.950	45.655	40.655	33.640	182.1	12:01.297
							7	2:02.285	46.685	41.861	33.739	180.3	14:03.582
							8	2:01.041	46.399	40.837	33.805	178.8	16:04.623
							9	2:00.751	46.163	40.705	33.883	180.6	18:05.374
							10	2:01.465	46.037	41.249	34.179	180.9	20:06.839

**16** Eduardo Alonso De Pablo BMW E36 325i **21** Javier Moreno Garcia PEUGEOT 205  
 EN-3 R A C E 3 ESCUDERIA GREDOS

Vta. D	Tiempo	Sector 1	Sector 2	Sector 3	V. Max.	Elapsed	Vta. D	Tiempo	Sector 1	Sector 2	Sector 3	V. Max.	Elapsed
1	2:09.668	51.836	42.749	35.083	116.7	2:09.668	1	1:58.670	44.453	39.040	35.177	109.4	1:58.670
2	2:03.417	47.620	41.262	34.535	188.1	4:13.085	2	2:10.736 P	46.438	40.797	43.501	185.5	4:09.406
3	2:03.122	47.137	41.212	34.773	189.4	6:16.207							
4	2:03.355	47.223	41.197	34.935	189.4	8:19.562							
5	2:04.345	47.544	42.147	34.654	182.7	10:23.907							
6	2:03.515	47.184	41.408	34.923	190.4	12:27.422							
7	2:03.231	47.089	41.195	34.947	184.6	14:30.653							
8	2:02.532	47.297	40.831	34.404	186.8	16:33.185							
9	2:02.652	47.000	40.976	34.676	192.1	18:35.837							
10	2:04.905	47.637	42.274	34.994	189.8	20:40.742							



**Circuito del Jarama**  
**División 1**  
**1ª Carrera**  
**Tiempos Por Vuelta**

**22** Gabriel O. Alonso Savarino TOYOTA AYGO **38** Mihai Smetanca TOYOTA AYGO  
 CK AS PONTES MOTORSPORT CK ESCUDERIA CENTRO

Vta. D	Tiempo	Sector 1	Sector 2	Sector 3	V. Max.	Elapsed	Vta. D	Tiempo	Sector 1	Sector 2	Sector 3	V. Max.	Elapsed
1	2:28.899	1:01.261	48.665	38.973	104.1	2:28.899	1	2:28.528	1:00.663	48.498	39.367	105.6	2:28.528
2	2:21.271	53.134	48.803	39.334	155.1	4:50.170	2	2:27.237	59.370	48.597	39.270	153.4	4:55.765
3	2:21.105	53.285	48.743	39.077	150.2	7:11.275	3	2:20.817	53.079	48.634	39.104	149.1	7:16.582
4	2:20.853	53.740	48.241	38.872	151.2	9:32.128	4	2:20.848	53.119	48.578	39.151	146.7	9:37.430
5	2:21.683	53.134	49.691	38.858	150.4	11:53.811	5	2:19.532	52.737	48.143	38.652	149.1	11:56.962
6	2:21.849	54.056	48.495	39.298	151.2	14:15.660	6	2:20.398	53.092	48.091	39.215	150.4	14:17.360
7	2:20.895	53.389	48.339	39.167	150.2	16:36.555	7	2:19.525	52.805	48.084	38.636	150.6	16:36.885
8	2:21.428	53.844	48.671	38.913	150.4	18:57.983	8	2:21.640	53.991	48.947	38.702	152.9	18:58.525
9	2:21.150	54.090	48.265	38.795	150.0	21:19.133	9	2:19.269	52.635	48.214	38.420	152.5	21:17.794

**25** Juan Fco. Sanchez Jimenez HYUNDAI ACCENT **42** Jesús Diaz Villarroel PORSCHE Boxter 2.5  
 3 JUAN FCO. SANCHEZ JIMENEZ EN-3 ESCUDERIA MADRID HISTORICO

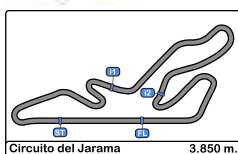
Vta. D	Tiempo	Sector 1	Sector 2	Sector 3	V. Max.	Elapsed	Vta. D	Tiempo	Sector 1	Sector 2	Sector 3	V. Max.	Elapsed
1	2:21.635	56.691	46.679	38.265	112.1	2:21.635	1	2:04.944	50.479	40.633	33.832	117.3	2:04.944
2	2:11.558	50.138	44.548	36.872	170.8	4:33.193	2	2:01.051	46.264	40.777	34.010	194.2	4:05.995
3	2:10.083	48.858	44.133	37.092	169.5	6:43.276	3	2:02.032	46.804	41.013	34.215	194.5	6:08.027
4	2:12.582	50.229	45.028	37.325	169.0	8:55.858	4	2:02.750	47.023	41.200	34.527	193.5	8:10.777
5	2:11.268	49.520	44.485	37.263	168.4	11:07.126	5	2:02.153	46.841	40.989	34.323	196.0	10:12.930
6	2:12.206	50.155	45.064	36.987	170.6	13:19.332	6	2:03.261	46.996	41.976	34.289	195.2	12:16.191
7	2:10.556	49.644	44.303	36.609	169.5	15:29.888	7	2:03.282	47.329	41.387	34.566	194.5	14:19.473
8	2:11.635	48.691	44.457	38.487	170.6	17:41.523	8	2:03.282	47.240	41.374	34.668	188.8	16:22.755
9	2:09.892	48.994	43.832	37.066	171.1	19:51.415	9	2:03.706	47.351	41.847	34.508	192.8	18:26.461
10							10	2:02.668	46.848	41.179	34.641	192.5	20:29.129

**26** Fco. Manuel Puertas Pérez TOYOTA AYGO **47** Alberto Gonzalez Checa TOYOTA AYGO  
 CK CK C.D.E. ULTIMA VUELTA

Vta. D	Tiempo	Sector 1	Sector 2	Sector 3	V. Max.	Elapsed	Vta. D	Tiempo	Sector 1	Sector 2	Sector 3	V. Max.	Elapsed
1	2:25.514	59.845	47.242	38.427	104.9	2:25.514	1	2:24.075	58.803	47.230	38.042	104.7	2:24.075
2	2:17.332	51.805	47.268	38.259	156.2	4:42.846	2	2:17.168	51.547	47.539	38.082	154.2	4:41.243
3	2:17.620	52.014	47.239	38.367	153.6	7:00.466	3	2:18.078	52.050	47.863	38.165	152.5	6:59.321
4	2:17.318	51.900	47.240	38.178	153.6	9:17.784	4	2:18.151	52.039	47.683	38.429	152.3	9:17.472
5	2:18.259	52.239	47.715	38.305	154.7	11:36.043	5	2:18.384	52.217	47.679	38.488	152.7	11:35.856
6	2:18.638	52.795	47.623	38.220	154.2	13:54.681	6	2:18.641	52.529	47.755	38.357	154.0	13:54.497
7	2:18.482	52.733	47.592	38.157	155.3	16:13.163	7	2:19.085	52.709	48.223	38.153	155.8	16:13.582
8	2:17.624	51.779	47.392	38.453	154.0	18:30.787	8	2:17.814	52.009	47.701	38.104	155.3	18:31.396
9	2:17.739	51.971	47.474	38.294	153.1	20:48.526	9	2:18.317	52.163	47.886	38.268	154.7	20:49.713

**28** Pedro David Moya Rodriguez BMW E36 325i **65** Ruben Gonzalez Checa TOYOTA AYGO  
 EN-3 VSR Motorsport CK C.D.E. ULTIMA VUELTA

Vta. D	Tiempo	Sector 1	Sector 2	Sector 3	V. Max.	Elapsed	Vta. D	Tiempo	Sector 1	Sector 2	Sector 3	V. Max.	Elapsed
1	2:01.839	48.563	39.777	33.499	118.0	2:01.839	1	2:31.766	59.381	47.525	44.860	103.3	2:31.766
2	1:58.978	45.013	40.566	33.399	190.8	4:00.817	2	2:19.460	52.540	48.779	38.141	152.9	4:51.226
3	1:59.494	45.849	40.400	33.245	180.6	6:00.311	3	2:20.195	52.659	48.937	38.599	153.8	7:11.421
4	1:59.066	45.725	40.055	33.286	178.8	7:59.377	4	2:19.848	52.989	48.014	38.845	150.4	9:31.269
5	1:59.485	45.997	40.137	33.351	178.5	9:58.862	5	2:20.876	53.063	49.297	38.516	149.7	11:52.145
6	2:00.048	45.980	40.498	33.570	175.6	11:58.910	6	2:20.465	53.199	48.177	39.089	151.8	14:12.610
7	2:00.758	46.260	40.843	33.655	190.1	13:59.668	7	2:19.490	53.111	47.882	38.497	151.4	16:32.100
8	2:01.587	47.202	41.116	33.269	182.7	16:01.255	8	2:20.295	52.652	49.304	38.339	151.2	18:52.395
9	2:01.058	46.073	40.871	34.114	175.0	18:02.313	9	2:20.352	52.895	48.781	38.676	150.6	21:12.747
10	2:01.026	46.364	40.734	33.928	176.4	20:03.339							



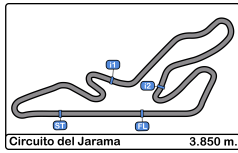
### Circuito del Jarama

#### División 1

#### 1ª Carrera

#### Análisis

Num	T. Vta.	Dif	Num	T. Vta.	Dif	Num	T. Vta.	Dif	Num	T. Vta.	Dif	Num	T. Vta.	Dif
<b>Vta 1</b>			2	2:04.259	20.585	7	2:27.926	1:40.716	11	2:07.918	1:01.389	19	2:02.285	22.555
12	1:58.245		1	2:05.302	21.034	<b>Num T. Vta. Dif</b>			1	2:37.193	1:16.527	65	2:20.465	1 Lap
21	1:58.670	00.425	11	2:09.409	28.827	<b>Vta 4</b>			25	2:11.268	1:21.026	22	2:21.849	1 Lap
9	1:58.716	00.471	25	2:11.558	38.310	6	1:56.515		10	2:12.504	1:24.917	14	2:00.681	36.227
6	1:59.533	01.288	10	2:11.404	38.817	12	1:57.839	00.579	47	2:18.384	1:49.756	38	2:20.398	1 Lap
28	2:01.839	03.594	47	2:17.168	46.360	9	1:57.486	01.616	26	2:18.259	1:49.943	42	2:03.282	38.446
19	2:02.923	04.678	15	2:33.104	47.396	28	1:59.066	10.993	<b>Num T. Vta. Dif</b>			16	2:03.231	49.626
42	2:04.944	06.699	26	2:17.332	47.963	19	1:59.191	13.060	<b>Vta 6</b>			3	2:06.310	1:00.502
14	2:05.246	07.001	17	2:16.641	55.170	42	2:02.750	22.393	12	1:57.698		2	2:06.318	1:00.786
15	2:09.175	10.930	22	2:21.271	55.287	14	2:03.062	23.526	6	1:57.546	00.107	7	2:25.939	1 Lap
16	2:09.668	11.423	65	2:19.460	56.343	16	2:03.355	31.178	17	2:12.004	1 Lap	18	2:28.948	1 Lap
3	2:10.478	12.233	38	2:27.237	1:00.882	3	2:04.274	35.638	9	1:58.053	01.438	11	2:07.824	1:29.910
1	2:10.615	12.370	18	2:28.389	1:08.161	2	2:04.532	36.578	65	2:20.876	1 Lap	25	2:10.556	1:48.861
2	2:11.209	12.964	7	2:28.581	1:09.031	1	2:03.734	37.050	22	2:21.683	1 Lap	1	2:08.609	1:50.834
11	2:14.301	16.056	<b>Num T. Vta. Dif</b>			11	2:09.362	51.187	38	2:19.532	1 Lap	10	2:09.813	1:53.031
25	2:21.635	23.390	<b>Vta 3</b>			25	2:12.582	1:07.474	28	2:00.048	15.112	<b>Num T. Vta. Dif</b>		
10	2:22.296	24.051	12	1:56.241		10	2:12.825	1:10.129	19	1:59.950	17.499	<b>Vta 8</b>		
47	2:24.075	25.830	6	1:56.305	00.745	47	2:18.151	1:29.088	42	2:03.261	32.393	12	1:58.456	
26	2:25.514	27.269	9	1:56.352	01.390	26	2:17.318	1:29.400	14	2:03.100	32.775	6	1:59.470	00.537
38	2:28.528	30.283	28	1:59.494	09.187	65	2:19.848	1:42.885	7	2:26.616	1 Lap	9	1:57.944	01.242
22	2:28.899	30.654	19	1:59.794	11.129	17	2:13.697	1:43.664	16	2:03.515	43.624	28	2:01.587	21.295
65	2:31.766	33.521	42	2:02.032	16.903	22	2:20.853	1:43.744	18	2:27.591	1 Lap	19	2:01.041	24.663
17	2:33.412	35.167	14	2:02.366	17.724	38	2:20.848	1:49.046	3	2:05.018	51.421	17	2:13.935	1 Lap
18	2:34.655	36.410	16	2:03.122	25.083	<b>Num T. Vta. Dif</b>			2	2:04.525	51.697	26	2:18.482	1 Lap
7	2:35.333	37.088	3	2:04.754	28.624	<b>Vta 5</b>			11	2:15.624	1:19.315	47	2:19.085	1 Lap
<b>Num T. Vta. Dif</b>			2	2:04.962	29.306	12	1:57.137		25	2:12.206	1:35.534	14	2:00.705	37.999
<b>Vta 2</b>			1	2:05.783	30.576	6	1:57.975	00.259	1	2:20.625	1:39.454	42	2:03.282	42.795
12	1:56.638		11	2:06.499	39.085	9	1:57.183	01.083	10	2:13.228	1:40.447	65	2:19.490	1 Lap
6	1:56.031	00.681	25	2:10.083	52.152	28	1:59.485	12.762	<b>Num T. Vta. Dif</b>			16	2:02.532	53.225
9	1:57.446	01.279	10	2:11.988	54.564	7	2:28.050	1 Lap	<b>Vta 7</b>			22	2:20.895	1 Lap
28	1:58.978	05.934	47	2:18.078	1:08.197	19	1:59.903	15.247	6	1:57.122		38	2:19.525	1 Lap
19	1:59.536	07.576	26	2:17.620	1:09.342	18	2:31.169	1 Lap	12	1:57.706	00.477	3	2:05.214	1:06.783
42	2:01.051	11.112	22	2:21.105	1:20.151	42	2:02.153	26.830	9	1:58.022	02.231	2	2:05.059	1:06.912
14	2:01.236	11.599	65	2:20.195	1:20.297	14	2:01.563	27.373	47	2:18.641	1 Lap	11	2:06.950	1:37.927
21	2:10.736	14.523	38	2:20.817	1:25.458	16	2:04.345	37.807	26	2:18.638	1 Lap	7	2:25.781	1 Lap
16	2:03.417	18.202	17	2:28.298	1:27.227	3	2:06.179	44.101	17	2:12.303	1 Lap	18	2:27.138	1 Lap
3	2:04.516	20.111	18	2:28.039	1:39.959	2	2:06.008	44.870	28	2:00.758	18.641	1	2:03.071	1:54.972

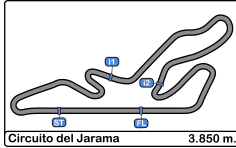


**Circuito del Jarama**  
**División 1**  
**1ª Carrera**  
**Análisis**

Num	T. Vta.	Dif	Num	T. Vta.	Dif
<b>Vta 9</b>			47	2:18.317	1 Lap
12	1:56.480		2	2:04.727	1:24.932
6	1:56.499	00.556	3	2:05.907	1:25.997
9	1:59.072	03.834	65	2:20.352	1 Lap
25	2:11.635	1 Lap	38	2:19.269	1 Lap
10	2:14.670	1 Lap	22	2:21.150	1 Lap
28	2:01.058	25.873	11	2:05.532	1:59.867
19	2:00.751	28.934			
14	2:02.166	43.685			
17	2:12.518	1 Lap			
42	2:03.706	50.021			
26	2:17.624	1 Lap			
47	2:17.814	1 Lap			
16	2:02.652	59.397			
65	2:20.295	1 Lap			
3	2:06.178	1:16.481			
2	2:06.164	1:16.596			
22	2:21.428	1 Lap			
38	2:21.640	1 Lap			
11	2:09.279	1:50.726			

Num	T. Vta.	Dif
<b>Vta 10</b>		
12	1:56.391	
6	1:57.126	01.291
9	2:00.363	07.806
7	2:25.369	2 Laps
1	2:10.260	1 Lap
25	2:09.892	1 Lap
18	2:29.852	2 Laps
10	2:12.558	1 Lap
28	2:01.026	30.508
19	2:01.465	34.008
14	2:04.559	51.853
42	2:02.668	56.298
17	2:14.386	1 Lap
16	2:04.905	1:07.911
26	2:17.739	1 Lap





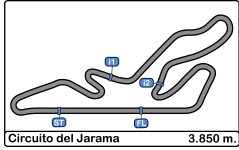
**Circuito del Jarama**

**División 1**

**1ª Carrera**

**Mejores Sectores**

Sector - 1					Sector - 2					Sector - 3					Vuelta Ideal vs Mejor Vuelta				
Clas	Nº	Piloto	Tiempo	Nº	Piloto	Tiempo	Nº	Piloto	Tiempo	Clas	Nº	Piloto	Vta. Ideal	Mejor V.	Clas				
1	12	Villanueva Capote - Villanueva Capote	44.420	6	Fernando Navarrete Perdices	38.752	9	Santiago Castilla Salinero	32.206	1	12	Villanueva Capote - Villanueva Capote	1:55.436	1:56.241	2				
2	6	Fernando Navarrete Perdices	44.430	12	Villanueva Capote - Villanueva Capote	38.806	12	Villanueva Capote - Villanueva Capote	32.210	2	6	Fernando Navarrete Perdices	1:55.447	1:56.031	1				
3	21	Javier Moreno Garcia	44.453	9	Santiago Castilla Salinero	38.876	6	Fernando Navarrete Perdices	32.265	3	9	Santiago Castilla Salinero	1:55.613	1:56.352	3				
4	9	Santiago Castilla Salinero	44.531	21	Javier Moreno Garcia	39.040	28	Pedro David Moya Rodriguez	33.245	4	28	Pedro David Moya Rodriguez	1:58.035	1:58.978	5				
5	28	Pedro David Moya Rodriguez	45.013	28	Pedro David Moya Rodriguez	39.777	14	Jonathan Arrien Asla	33.378	5	21	Javier Moreno Garcia	1:58.670	1:58.670	4				
6	19	Adrian Martin Abraldes	45.606	19	Adrian Martin Abraldes	39.916	19	Adrian Martin Abraldes	33.398	6	19	Adrian Martin Abraldes	1:58.920	1:59.191	6				
7	42	Jesús Diaz Villarroel	46.264	14	Jonathan Arrien Asla	40.324	42	Jesús Diaz Villarroel	33.832	7	14	Jonathan Arrien Asla	2:00.315	2:00.681	7				
8	14	Jonathan Arrien Asla	46.613	42	Jesús Diaz Villarroel	40.633	1	Victor López Martínez	34.096	8	42	Jesús Diaz Villarroel	2:00.729	2:01.051	8				
9	16	Eduardo Alonso De Pablo	47.000	16	Eduardo Alonso De Pablo	40.831	2	José M. Serrano Gutierrez	34.136	9	16	Eduardo Alonso De Pablo	2:02.235	2:02.532	9				
10	2	José M. Serrano Gutierrez	47.111	3	Jorge Tello Villa	41.445	16	Eduardo Alonso De Pablo	34.404	10	1	Victor López Martínez	2:02.796	2:03.071	10				
11	1	Victor López Martínez	47.227	1	Victor López Martínez	41.473	3	Jorge Tello Villa	34.613	11	2	José M. Serrano Gutierrez	2:02.978	2:04.259	11				
12	3	Jorge Tello Villa	47.289	2	José M. Serrano Gutierrez	41.731	11	Gómez Perales - José Rios Gullon	34.624	12	3	Jorge Tello Villa	2:03.347	2:04.274	12				
13	11	Gómez Perales - José Rios Gullon	47.737	15	Guillermo Del Moral Martínez	41.790	21	Javier Moreno Garcia	35.177	13	11	Gómez Perales - José Rios Gullon	2:04.288	2:05.532	13				
14	15	Guillermo Del Moral Martínez	47.812	11	Gómez Perales - José Rios Gullon	41.927	15	Guillermo Del Moral Martínez	35.244	14	15	Guillermo Del Moral Martínez	2:04.846	2:09.175	14				
15	25	Juan Fco. Sanchez	48.691	25	Juan Fco. Sanchez	43.832	10	Teresa Gonzalez Holgado	35.781	15	25	Juan Fco. Sanchez	2:09.132	2:09.892	16				
16	17	Ricardo Jimenez Mend	49.379	10	Teresa Gonzalez Holgado	44.289	17	Ricardo Jimenez Mend	36.559	16	10	Teresa Gonzalez Holgado	2:09.813	2:09.813	15				
17	10	Teresa Gonzalez Holgado	49.743	17	Ricardo Jimenez Mend	45.004	25	Juan Fco. Sanchez	36.609	17	17	Ricardo Jimenez Mend	2:10.942	2:12.004	17				
18	47	Alberto Gonzalez Chec	51.547	47	Alberto Gonzalez Chec	47.230	47	Alberto Gonzalez Chec	38.042	18	47	Alberto Gonzalez Chec	2:16.819	2:17.168	18				
19	26	Fco. Manuel Puertas	51.779	26	Fco. Manuel Puertas	47.239	65	Ruben Gonzalez Chec	38.141	19	26	Fco. Manuel Puertas	2:17.175	2:17.318	19				
20	65	Ruben Gonzalez Chec	52.540	65	Ruben Gonzalez Chec	47.525	26	Fco. Manuel Puertas	38.157	20	65	Ruben Gonzalez Chec	2:18.206	2:19.460	21				
21	38	Mihai Smetanca	52.635	38	Mihai Smetanca	48.084	38	Mihai Smetanca	38.420	21	38	Mihai Smetanca	2:19.139	2:19.269	20				
22	22	Gabriel O. Alonso Savarino	53.134	22	Gabriel O. Alonso Savarino	48.241	22	Gabriel O. Alonso Savarino	38.795	22	22	Gabriel O. Alonso Savarino	2:20.170	2:20.853	22				
23	7	Guillermo Velasco Ortega	54.923	18	Eugenio Garcia Valentin	49.602	7	Guillermo Velasco Ortega	39.651	23	7	Guillermo Velasco Ortega	2:24.589	2:25.369	23				
24	18	Eugenio Garcia Valentin	55.628	7	Guillermo Velasco Ortega	50.015	18	Eugenio Garcia Valentin	40.350	24	18	Eugenio Garcia Valentin	2:25.580	2:27.138	24				



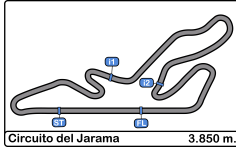
**Circuito del Jarama**

**División 1**

**1ª Carrera**

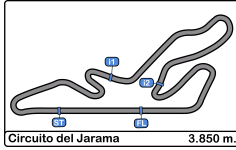
**Secuencia Lider**

Nº	Concursante	Piloto 1	Piloto 2	Vehiculo	Cat	Vta. Inicio	Vta. Fin	Vtas	Total Vtas.
12	JOSE G. VILLANUEVA RUIZ	<u>Alvaro Villanueva Capote</u>	Diego Villanueva Capote	BMW E36 325i	EN-3	1	3	3	3
6	SMC Junior Motorsport	Fernando Navarrete		BMW E36 325i	EN-3	4	4	1	1
12	JOSE G. VILLANUEVA RUIZ	<u>Alvaro Villanueva Capote</u>	Diego Villanueva Capote	BMW E36 325i	EN-3	5	6	2	5
6	SMC Junior Motorsport	Fernando Navarrete		BMW E36 325i	EN-3	7	7	1	2
12	JOSE G. VILLANUEVA RUIZ	<u>Alvaro Villanueva Capote</u>	Diego Villanueva Capote	BMW E36 325i	EN-3	8	10	3	8



**Circuito del Jarama**  
**División 1**  
**1ª Carrera**  
**5 Mejores Tiempos**

Cl	Nº	Concursante	Piloto 1	Piloto 2	Vehiculo	Cat	Cl	Mejor 1		Mejor 2		Mejor 3		Mejor 4		Mejor 5	
								Tiempo	Vta	Tiempo	Vta	Tiempo	Vta	Tiempo	Vta	Tiempo	Vta
1	6	SMC Junior Motorsport	Fernando Navarrete Perdices		BMW E36 325i	EN-3	1	1:56.031	2	1:56.305	3	1:56.499	9	1:56.515	4	1:57.122	7
2	12	JOSE G. VILLANUEVA RUIZ	<b>Alvaro Villanueva Capote</b>	Diego Villanueva Capote	BMW E36 325i	EN-3	2	1:56.241	3	1:56.391	10	1:56.480	9	1:56.638	2	1:57.137	5
3	9	EFICAR TEAM	Santiago Castilla Salinero		HYUNDAI GETZ 1.5 CRDi	3	1	1:56.352	3	1:57.183	5	1:57.446	2	1:57.486	4	1:57.944	8
4	21	ESCUADERIA GREDOS	Javier Moreno Garcia		PEUGEOT 205	3	2	1:58.670	1	2:10.736	2						
5	28	VSR Motorsport	Pedro David Moya Rodriguez		BMW E36 325i	EN-3	3	1:58.978	2	1:59.066	4	1:59.485	5	1:59.494	3	2:00.048	6
6	19	CLUB JARAMA SPORT	Adrian Martin Abrales		HYUNDAI GETZ 1.5 CRDi	3	3	1:59.191	4	1:59.536	2	1:59.794	3	1:59.903	5	1:59.950	6
7	14	ANDRÉS SÁNCHEZ PÉREZ	Jonathan Arrien Asla		HONDA CIVIC	EN-1	1	2:00.681	7	2:00.705	8	2:01.236	2	2:01.563	5	2:02.166	9
8	42	ESCUADERIA MADRID	Jesús Díaz Villarroel		PORSCHE Boxter 2.5	EN-3	4	2:01.051	2	2:02.032	3	2:02.153	5	2:02.668	10	2:02.750	4
9	16	R A C E	Eduardo Alonso De Pablo		BMW E36 325i	EN-3	5	2:02.532	8	2:02.652	9	2:03.122	3	2:03.231	7	2:03.355	4
10	1	PCR SPORT CLUB ESPORTIU	Victor López Martínez		HYUNDAI GETZ 1.5 CRDi	3	4	2:03.071	8	2:03.734	4	2:05.302	2	2:05.783	3	2:08.609	7
11	2	C.D.E. ULTIMA VUELTA	José M. Serrano Gutierrez		Volkswagen Golf GTI	EN-2	1	2:04.259	2	2:04.525	6	2:04.532	4	2:04.727	10	2:04.962	3
12	3	C.D.E. ULTIMA VUELTA	Jorge Tello Villa		MAZDA MX5 1.8	EN-2	2	2:04.274	4	2:04.516	2	2:04.754	3	2:05.018	6	2:05.214	8
13	11	ESCUADERIA TEAM LEMANS	<b>Miguel Gómez Perales</b>	Juan José Rios Gullon	NISSAN PRIMERA	EN-2	3	2:05.532	10	2:06.499	3	2:06.950	8	2:07.824	7	2:07.918	5
14	15	GUILLERMO DEL MORAL	Guillermo Del Moral Martínez		HYUNDAI ACCENT	3	5	2:09.175	1	2:33.104	2						
15	10	R A C E	Teresa Gonzalez Holgado		CITROEN AX GT	3	6	2:09.813	7	2:11.404	2	2:11.988	3	2:12.504	5	2:12.558	9
16	25	JUAN FCO. SANCHEZ JIMENEZ	Juan Fco. Sanchez Jimenez		HYUNDAI ACCENT	3	7	2:09.892	9	2:10.083	3	2:10.556	7	2:11.268	5	2:11.558	2
17	17	C.D.E. ULTIMA VUELTA	Ricardo Jimenez Mendez		CITROEN SAXO VTS	1	1	2:12.004	5	2:12.303	6	2:12.518	8	2:13.697	4	2:13.935	7
18	47	C.D.E. ULTIMA VUELTA	Alberto Gonzalez Checa		TOYOTA AYGO	CK	1	2:17.168	2	2:17.814	8	2:18.078	3	2:18.151	4	2:18.317	9
19	26		Fco. Manuel Puertas Pérez		TOYOTA AYGO	CK	2	2:17.318	4	2:17.332	2	2:17.620	3	2:17.624	8	2:17.739	9
20	38	ESCUADERIA CENTRO	Mihai Smetanca		TOYOTA AYGO	CK	3	2:19.269	9	2:19.525	7	2:19.532	5	2:20.398	6	2:20.817	3
21	65	C.D.E. ULTIMA VUELTA	Ruben Gonzalez Checa		TOYOTA AYGO	CK	4	2:19.460	2	2:19.490	7	2:19.848	4	2:20.195	3	2:20.295	8
22	22	AS PONTES MOTORSPORT	Gabriel O. Alonso Savarino		TOYOTA AYGO	CK	5	2:20.853	4	2:20.895	7	2:21.105	3	2:21.150	9	2:21.271	2
23	7	A.E.C.D.	Guillermo Velasco Ortega		DATSUN 1200	EN-1	2	2:25.369	8	2:25.781	7	2:25.939	6	2:26.616	5	2:27.926	3
24	18	C.D.E. ULTIMA VUELTA	Eugenio Garcia Valentin		TOYOTA AYGO	CK	6	2:27.138	7	2:27.591	5	2:28.039	3	2:28.389	2	2:28.948	6



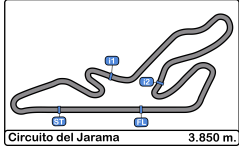
## Circuito del Jarama

### División 1

### 1ª Carrera

### 5 Mejores Velocidades

Cl	Nº	Concursante	Piloto 1	Piloto 2	Vehiculo	Cat	Cl	Top 1		Top 2		Top 3		Top 4		Top 5		Avg
								Km/h	Vta.	Km/h	Vta.	Km/h	Lap	Km/h	Lap	Km/h	Lap	
1	6	SMC Junior Motorsport	Fernando Navarrete Perdices		BMW E36 325i	EN-3	1	205.7	4	205.3	10	203.3	9	202.2	7	202.2	8	203.7
2	12	JOSE G. VILLANUEVA RUIZ	<u>Alvaro Villanueva Capote</u>	Diego Villanueva Capote	BMW E36 325i	EN-3	2	201.1	8	198.8	9	197.4	5	196.3	7	194.5	6	197.6
3	42	ESCUDERIA MADRID	Jesús Diaz Villarroel		PORSCHE Boxter 2.5	EN-3	3	196.0	5	195.2	6	194.5	3	194.5	7	194.2	2	194.9
4	14	ANDRÉS SÁNCHEZ PÉREZ	Jonathan Arrien Asla		HONDA CIVIC	EN-1	1	194.9	2	187.5	7	186.2	3	184.6	8	179.4	6	186.5
5	16	R A C E	Eduardo Alonso De Pablo		BMW E36 325i	EN-3	4	192.1	9	190.4	6	189.8	10	189.4	3	189.4	4	190.2
6	28	VSR Motorsport	Pedro David Moya Rodríguez		BMW E36 325i	EN-3	5	190.8	2	190.1	7	182.7	8	180.6	3	178.8	4	184.6
7	2	C.D.E. ULTIMA VUELTA	José M. Serrano Gutierrez		Volkswagen Golf GTI	EN-2	1	189.4	10	187.8	3	187.5	9	187.1	8	186.5	7	187.7
8	9	EFICAR TEAM	Santiago Castilla Salinero		HYUNDAI GETZ 1.5 CRDi	3	1	189.1	3	187.5	2	186.8	4	178.2	7	178.2	8	183.9
9	19	CLUB JARAMA SPORT	Adrian Martin Abrales		HYUNDAI GETZ 1.5 CRDi	3	2	185.8	2	182.1	6	181.2	4	180.9	10	180.6	5	182.1
10	21	ESCUDERIA GREDOS	Javier Moreno Garcia		PEUGEOT 205	3	3	185.5	2	109.4	1							147.4
11	1	PCR SPORT CLUB ESPORTIU	Victor López Martínez		HYUNDAI GETZ 1.5 CRDi	3	4	183.9	5	183.0	8	177.9	9	177.0	2	169.5	4	178.3
12	11	ESCUDERIA TEAM LEMANS	<u>Miguel Gómez Perales</u>	Juan José Rios Gullon	NISSAN PRIMERA	EN-2	2	178.5	2	175.3	6	173.6	5	173.3	4	170.8	3	174.3
13	15	GUILLERMO DEL MORAL	Guillermo Del Moral Martínez		HYUNDAI ACCENT	3	5	178.2	2	116.8	1							147.5
14	3	C.D.E. ULTIMA VUELTA	Jorge Tello Villa		MAZDA MX5 1.8	EN-2	3	176.7	10	174.7	2	174.1	9	172.2	8	171.7	3	173.9
15	17	C.D.E. ULTIMA VUELTA	Ricardo Jimenez Mendez		CITROEN SAXO VTS	1	1	172.2	9	171.4	8	170.0	2	168.4	7	168.2	5	170.0
16	25	JUAN FCO. SANCHEZ JIMENEZ	Juan Fco. Sanchez Jimenez		HYUNDAI ACCENT	3	6	171.1	9	170.8	2	170.6	6	170.6	8	169.5	3	170.5
17	10	R A C E	Teresa Gonzalez Holgado		CITROEN AX GT	3	7	166.1	7	164.8	6	164.6	2	163.6	3	160.9	8	164.0
18	26		Fco. Manuel Puertas Pérez		TOYOTA AYGO	CK	1	156.2	2	155.3	7	154.7	5	154.2	6	154.0	8	154.9
19	47	C.D.E. ULTIMA VUELTA	Alberto Gonzalez Checa		TOYOTA AYGO	CK	2	155.8	7	155.3	8	154.7	9	154.2	2	154.0	6	154.8
20	22	AS PONTES MOTORSPORT	Gabriel O. Alonso Savarino		TOYOTA AYGO	CK	3	155.1	2	151.2	4	151.2	6	150.4	5	150.4	8	151.7
21	65	C.D.E. ULTIMA VUELTA	Ruben Gonzalez Checa		TOYOTA AYGO	CK	4	153.8	3	152.9	2	151.8	6	151.4	7	151.2	8	152.2
22	38	ESCUDERIA CENTRO	Mihai Smetanca		TOYOTA AYGO	CK	5	153.4	2	152.9	8	152.5	9	150.6	7	150.4	6	151.9
23	7	A.E.C.D.	Guillermo Velasco Ortega		DATSUN 1200	EN-1	2	147.9	2	144.3	3	143.2	8	143.0	5	142.8	7	144.2



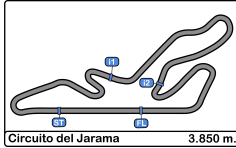
**Circuito del Jarama**

**División 1**

**1ª Carrera**

**Secuencia Vueltas Rápidas**

<u>Vta</u>	<u>Hora Día</u>	<u>Tiempo Sesión</u>	<u>Nº</u>	<u>Concursante</u>	<u>Piloto 1</u>	<u>Piloto 2</u>	<u>Vehículo</u>	<u>Cat</u>	<u>Tiempo</u>	<u>Km/h</u>
2	13:03:47.907	3:54.907	12	JOSE G. VILLANUEVA RUIZ	<u>Alvaro Villanueva</u>	Diego Villanueva Capote	BMW E36 325i	EN-3	<b>1:56.638</b>	118.8
2	13:03:48.588	3:55.588	6	SMC Junior Motorsport	Fernando Navarrete		BMW E36 325i	EN-3	<b>1:56.031</b>	119.4



## Circuito del Jarama

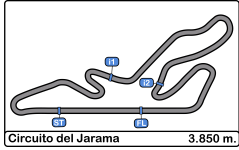
### División 1

### 1ª Carrera

### Mejor Maxima Velocidad del Evento

Cls	Nº	Concursante	Piloto 1	Piloto 2	Vehiculo	Cat	Km/h	Sesión
1	6	SMC Junior Motorsport	Fernando Navarrete		BMW E36 325i	EN-3	205.7	1ª Carrera
2	12	JOSE G. VILLANUEVA RUIZ	Alvaro Villanueva Capote	Diego Villanueva Capote	BMW E36 325i	EN-3	201.1	1ª Carrera
3	42	ESCUDERIA MADRID HISTORICO	Jesús Diaz Villarroel		PORSCHE Boxter 2.5	EN-3	196.0	1ª Carrera
4	14	ANDRÉS SÁNCHEZ PÉREZ	Jonathan Arrien Asla		HONDA CIVIC	EN-1	194.9	1ª Carrera
5	21	ESCUDERIA GREDOS	Javier Moreno Garcia		PEUGEOT 205	3	194.2	Entrenamiento cronometrado
6	16	R A C E	Eduardo Alonso De Pablo		BMW E36 325i	EN-3	192.1	1ª Carrera
7	28	VSR Motorsport	Pedro David Moya		BMW E36 325i	EN-3	190.8	1ª Carrera
8	2	C.D.E. ULTIMA VUELTA	José M. Serrano Gutierrez		Volkswagen Golf GTI	EN-2	189.4	1ª Carrera
9	9	EFICAR TEAM	Santiago Castilla Salinero		HYUNDAI GETZ 1.5 CRDi	3	189.1	1ª Carrera
10	19	CLUB JARAMA SPORT	Adrian Martin Abrales		HYUNDAI GETZ 1.5 CRDi	3	187.1	Entrenamiento cronometrado
11	1	PCR SPORT CLUB	Victor López Martinez		HYUNDAI GETZ 1.5 CRDi	3	183.9	1ª Carrera
12	11	ESCUDERIA TEAM LEMANS	Miguel Gómez Perales	Juan José Rios Gullon	NISSAN PRIMERA	EN-2	178.5	1ª Carrera
13	15	GUILLERMO DEL MORAL	Guillermo Del Moral		HYUNDAI ACCENT	3	178.2	1ª Carrera
14	3	C.D.E. ULTIMA VUELTA	Jorge Tello Villa		MAZDA MX5 1.8	EN-2	176.7	1ª Carrera
15	17	C.D.E. ULTIMA VUELTA	Ricardo Jimenez Mendez		CITROEN SAXO VTS	1	172.2	1ª Carrera
16	25	JUAN FCO. SANCHEZ	Juan Fco. Sanchez		HYUNDAI ACCENT	3	171.1	1ª Carrera
17	10	R A C E	Teresa Gonzalez Holgado		CITROEN AX GT	3	166.1	1ª Carrera
18	26		Fco. Manuel Puertas Pérez		TOYOTA AYGO	CK	156.2	1ª Carrera
19	47	C.D.E. ULTIMA VUELTA	Alberto Gonzalez Checa		TOYOTA AYGO	CK	155.8	1ª Carrera
20	22	AS PONTES MOTORSPORT	Gabriel O. Alonso Savarino		TOYOTA AYGO	CK	155.1	1ª Carrera
21	65	C.D.E. ULTIMA VUELTA	Ruben Gonzalez Checa		TOYOTA AYGO	CK	153.8	1ª Carrera
22	38	ESCUDERIA CENTRO	Mihai Smetanca		TOYOTA AYGO	CK	153.4	1ª Carrera
23	7	A.E.C.D.	Guillermo Velasco Ortega		DATSUN 1200	EN-1	147.9	1ª Carrera





**Circuito del Jarama**

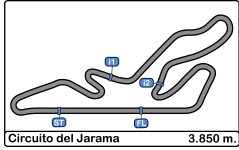
**División 1**

**1ª Carrera**

**Cuentavueltas**

**VTA**

Nr	Po	Grid	1	2	3	4	5	6	7	8	9	10
21	<b>1</b>	21	12	12	12	6	12	12	6	12	12	12
12	<b>2</b>	12	21	6	6	12	6	6	12	6	6	6
6	<b>3</b>	6	9	9	9	9	9	9	9	9	9	9
9	<b>4</b>	9	6	28	28	28	28	28	28	28	28	28
19	<b>5</b>	19	28	19	19	19	19	19	19	19	19	19
28	<b>6</b>	28	19	42	42	42	42	42	14	14	14	14
14	<b>7</b>	14	42	14	14	14	14	14	42	42	42	42
1	<b>8</b>	1	14	21	16	16	16	16	16	16	16	16
42	<b>9</b>	42	15	16	3	3	3	3	3	3	3	2
16	<b>10</b>	16	16	3	2	2	2	2	2	2	2	3
3	<b>11</b>	3	3	2	1	1	11	11	11	11	11	11
2	<b>12</b>	2	1	1	11	11	1	25	25	1	1	
15	<b>13</b>	15	2	11	25	25	25	1	1	25	25	
11	<b>14</b>	11	11	25	10	10	10	10	10	10	10	
25	<b>15</b>	25	25	10	47	47	47	47	17	17	17	
10	<b>16</b>	10	10	47	26	26	26	26	26	26	26	
17	<b>17</b>	17	47	15	22	65	17	17	47	47	47	
65	<b>18</b>	65	26	26	65	17	65	65	65	65	65	
47	<b>19</b>	47	38	17	38	22	22	22	22	22	38	
26	<b>20</b>	26	22	22	17	38	38	38	38	38	22	
22	<b>21</b>	22	65	65	18	7	7	7	7	7		
38	<b>22</b>	38	17	38	7	18	18	18	18	18		
18	<b>23</b>	18	18	18								
7	<b>24</b>	7	7	7								

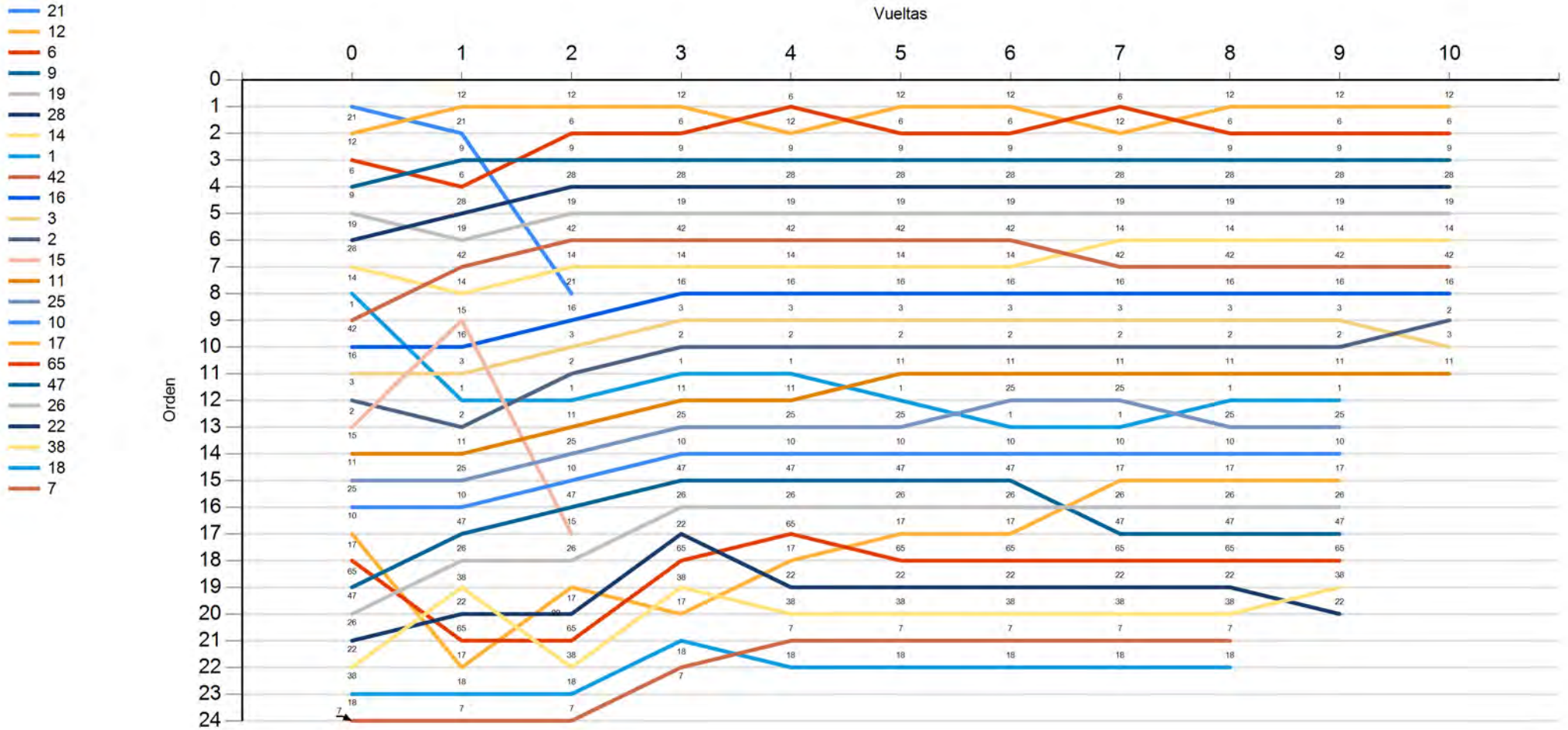


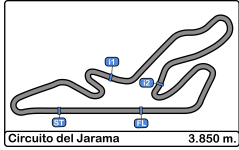
Circuito del Jarama

División 1

1ª Carrera

Cuentavueltas Gráfico





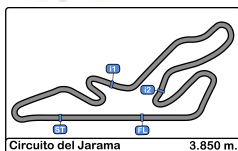
Circuito del Jarama

División 1

1ª Carrera

Tiempos Parada en Pit

Nº	Tiempo Día	Concursante	Piloto 1	Piloto 2	Vehiculo	Cat	Tiempo Entrada	Nº Parada	Tiempo Pit	Handicap	Penalización
----	------------	-------------	----------	----------	----------	-----	----------------	-----------	------------	----------	--------------



**Circuito del Jarama**  
**División 1**  
**1ª Carrera**  
**Resultados Finales**

Cls	Nº	Piloto	Concursante	Vehiculo	Cat	Cl	N.V.	Tiempo	Dif 1º	Dif Ant.	Km/h	V.R.	Tiempo	Km/h
1	12	Villanueva Capote - Villanueva Paredes	JOSE G. VILLANUEVA RUIZ	BMW E36 325i	EN-	1	10	<b>19:32.831</b>			118.1	3	1:56.241	119.2
2	6	Fernando Navarrete Perdices	SMC Junior Motorsport	BMW E36 325i	EN-	2	10	<b>19:34.122</b>	1.291	1.291	118.0	2	1:56.031	119.4
3	9	Santiago Castilla Salinero	EFICAR TEAM	HYUNDAI GETZ 1.5 CRDi	3	1	10	<b>19:40.637</b>	7.806	6.515	117.3	3	1:56.352	119.1
4	28	Pedro David Moya Rodriguez	VSR Motorsport	BMW E36 325i	EN-	3	10	<b>20:03.339</b>	30.508	22.702	115.1	2	1:58.978	116.4
5	19	Adrian Martin Abrales	CLUB JARAMA SPO	HYUNDAI GETZ 1.5 CRDi	3	2	10	<b>20:06.839</b>	34.008	3.500	114.8	4	1:59.191	116.2
6	14	Jonathan Arrien Asla	ANDRÉS SÁNCHEZ PÉREZ	HONDA CIVIC	EN-	1	10	<b>20:24.684</b>	51.853	17.845	113.1	7	2:00.681	114.8
7	42	Jesús Díaz Villarreal	ESCUADERIA MADRID	PORSCHE Boxter 2.5	EN-	4	10	<b>20:29.129</b>	56.298	4.445	112.7	2	2:01.051	114.4
8	16	Eduardo Alonso De Pablo	R A C E	BMW E36 325i	EN-	5	10	<b>20:40.742</b>	1:07.911	11.613	111.7	8	2:02.532	113.1
9	2	José M. Serrano Gutierrez	C.D.E. ULTIMA VUELTA	Volkswagen Golf GTI	EN-	1	10	<b>20:57.763</b>	1:24.932	17.021	110.1	2	2:04.259	111.5
10	3	Jorge Tello Villa	C.D.E. ULTIMA VUELTA	MAZDA MX5 1.8	EN-	2	10	<b>20:58.828</b>	1:25.997	1.065	110.1	4	2:04.274	111.5
11	11	Gómez Perales - José Rios Gullon	ESCUADERIA TEAM LEMANS	NISSAN PRIMERA	EN-	3	10	<b>21:32.698</b>	1:59.867	33.870	107.2	10	2:05.532	110.4
12	1	Victor López Martínez	PCR SPORT CLUB	HYUNDAI GETZ 1.5 CRDi	3	3	9	<b>19:45.192</b>	1 Vta	1 Vta	105.2	8	2:03.071	112.6
13	25	Juan Fco. Sanchez Jimenez	JUAN FCO. SANCHEZ	HYUNDAI ACCENT	3	4	9	<b>19:51.415</b>	1 Vta	6.223	104.6	9	2:09.892	106.7
14	10	Teresa Gonzalez Holgado	R A C E	CITROEN AX GT	3	5	9	<b>20:01.286</b>	1 Vta	9.871	103.8	7	2:09.813	106.7
15	17	Ricardo Jimenez Mendez	C.D.E. ULTIMA VUELTA	CITROEN SAXO VT	1	1	9	<b>20:37.194</b>	1 Vta	35.908	100.8	5	2:12.004	104.9
16	26	Fco. Manuel Puertas Pérez		TOYOTA AYGO	CK	1	9	<b>20:48.526</b>	1 Vta	11.332	99.9	4	2:17.318	100.9
17	47	Alberto Gonzalez Checa	C.D.E. ULTIMA VUELTA	TOYOTA AYGO	CK	2	9	<b>20:49.713</b>	1 Vta	1.187	99.8	2	2:17.168	101.0
18	65	Ruben Gonzalez Checa	C.D.E. ULTIMA VUELTA	TOYOTA AYGO	CK	3	9	<b>21:12.747</b>	1 Vta	23.034	98.0	2	2:19.460	99.3
19	38	Mihai Smetanca	ESCUADERIA CENTR	TOYOTA AYGO	CK	4	9	<b>21:17.794</b>	1 Vta	5.047	97.6	9	2:19.269	99.5
20	22	Gabriel O. Alonso Savarino	AS PONTES MOTORSPORT	TOYOTA AYGO	CK	5	9	<b>21:19.133</b>	1 Vta	1.339	97.5	4	2:20.853	98.4
21	7	Guillermo Velasco Ortega	A.E.C.D.	DATSUN 1200	EN-	2	8	<b>19:43.595</b>	2 Vtas	1 Vta	93.6	8	2:25.369	95.3
22	18	Eugenio Garcia Valentin	C.D.E. ULTIMA VUELTA	TOYOTA AYGO	CK	6	8	<b>19:55.781</b>	2 Vtas	12.186	92.7	7	2:27.138	94.1

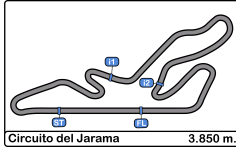
**No clasificados: (Requerimiento: 75% del numero de vueltas del lider = 8 Vueltas)**

21	Javier Moreno Garcia	ESCUADERIA GRED	PEUGEOT 205	3	6	2	<b>4:09.406</b>	8 Vtas	6 Vtas	111.1	1	1:58.670	116.7
15	Guillermo Del Moral Martínez	GUILLERMO DEL MORAL MARTINEZ	HYUNDAI ACCENT	3	7	2	<b>4:42.279</b>	8 Vtas	32.873	98.2	1	2:09.175	107.2

Vta. rápida de Fernando Navarrete Perdices en 1:56.031 a 119.4 Km/h en la vuelta 2

Publicada a las :.....

<b>Comisarios Deportivos:</b>	<b>Director de Carrera:</b>	<b>Cronometrador:</b> 
-------------------------------	-----------------------------	---------------------------



### Circuito del Jarama

#### División 1

#### 2ª Carrera

#### Resultados Provisionales

Cls	Nº	Concursante	Piloto 1	Piloto 2	Vehiculo	Cat	Cl	N.V.	Tiempo	Dif 1º	Dif Ant.	Km/h	V.R.	Tiempo	Km/h
1	21	ESCUADERIA GREDOS	Javier Moreno Garcia		PEUGEOT 205	3	1	11	<b>24:33.032</b>			103.5	3	1:53.084	122.5
2	6	SMC Junior Motorsport	Fernando Navarrete Perdices		BMW E36 325i	EN-3	1	11	<b>24:44.387</b>	11.355	11.355	102.7	2	1:55.681	119.8
3	9	EFICAR TEAM	Santiago Castilla Salinero		HYUNDAI GETZ 1.5 CRDi	3	2	11	<b>24:44.991</b>	11.959	0.604	102.6	4	1:55.718	119.7
4	42	ESCUADERIA MADRID	Jesús Diaz Villarroel		PORSCHE Boxter 2.5	EN-3	2	11	<b>25:06.415</b>	33.383	21.424	101.2	3	1:59.133	116.3
5	28	VSR Motorsport	Pedro David Moya Rodriguez		BMW E36 325i	EN-3	3	11	<b>25:06.533</b>	33.501	0.118	101.1	4	1:58.891	116.5
6	19	CLUB JARAMA SPORT	Adrian Martin Abrales		HYUNDAI GETZ 1.5 CRDi	3	3	11	<b>25:07.039</b>	34.007	0.506	101.1	2	1:58.310	117.1
7	14	ANDRÉS SÁNCHEZ PÉREZ	Jonathan Arrien Asla		HONDA CIVIC	EN-1	1	11	<b>25:08.006</b>	34.974	0.967	101.1	5	1:59.926	115.5
8	16	R A C E	Eduardo Alonso De Pablo		BMW E36 325i	EN-3	4	11	<b>25:17.884</b>	44.852	9.878	100.4	5	2:02.723	112.9
9	3	C.D.E. ULTIMA VUELTA	Jorge Tello Villa		MAZDA MX5 1.8	EN-2	1	11	<b>25:26.788</b>	53.756	8.904	99.8	8	2:03.610	112.1
10	15	GUILLERMO DEL MORAL	Guillermo Del Moral Martínez		HYUNDAI ACCENT	3	4	11	<b>25:28.572</b>	55.540	1.784	99.7	3	2:04.748	111.1
11	1	PCR SPORT CLUB ESPORTIU	Victor López Martínez		HYUNDAI GETZ 1.5 CRDi	3	5	11	<b>25:41.893</b>	1:08.861	13.321	98.8	3	2:02.301	113.3
12	25	JUAN FCO. SANCHEZ JIMENEZ	Juan Fco. Sanchez Jimenez		HYUNDAI ACCENT	3	6	11	<b>25:59.584</b>	1:26.552	17.691	97.7	4	2:10.160	106.4
13	11	ESCUADERIA TEAM LEMANS	Miguel Gómez Perales	<u>Juan José Rios Gullon</u>	NISSAN PRIMERA	EN-2	2	11	<b>26:13.202</b>	1:40.170	13.618	96.9	2	2:05.533	110.4
14	26		Fco. Manuel Puertas Pérez		TOYOTA AYGO	CK	1	10	<b>25:52.385</b>	1 Vta	1 Vta	89.2	4	2:17.059	101.1
15	47	C.D.E. ULTIMA VUELTA	Alberto Gonzalez Checa		TOYOTA AYGO	CK	2	10	<b>25:54.242</b>	1 Vta	1.857	89.1	3	2:17.593	100.7
16	65	C.D.E. ULTIMA VUELTA	Ruben Gonzalez Checa		TOYOTA AYGO	CK	3	10	<b>25:58.312</b>	1 Vta	4.070	88.9	4	2:17.773	100.6
17	38	ESCUADERIA CENTRO	Mihai Smetanca		TOYOTA AYGO	CK	4	10	<b>26:14.318</b>	1 Vta	16.006	88.0	2	2:19.221	99.5
18	22	AS PONTES MOTORSPORT	Gabriel O. Alonso Savarino		TOYOTA AYGO	CK	5	10	<b>26:20.820</b>	1 Vta	6.502	87.6	4	2:19.570	99.3
19	18	C.D.E. ULTIMA VUELTA	Eugenio Garcia Valentin		TOYOTA AYGO	CK	6	10	<b>26:41.795</b>	1 Vta	20.975	86.5	10	2:23.880	96.3
20	7	A.E.C.D.	Guillermo Velasco Ortega		DATSUN 1200	EN-1	2	10	<b>26:42.496</b>	1 Vta	0.701	86.4	10	2:22.631	97.1
21	10	R A C E	Teresa Gonzalez Holgado		CITROEN AX GT	3	7	9	<b>21:45.862</b>	2 Vtas	1 Vta	95.5	4	2:12.638	104.4

No clasificados: (Requerimiento: 75% del numero de vueltas del lider = 9 Vueltas)

17	C.D.E. ULTIMA VUELTA	Ricardo Jimenez Mendez			CITROEN SAXO VTS	1	1	8	<b>20:18.218</b>	3 Vtas	1 Vta	91.0	4	2:09.916	106.6
2	C.D.E. ULTIMA VUELTA	José M. Serrano Gutierrez			Volkswagen Golf GTI	EN-2	3	4	<b>8:21.701</b>	7 Vtas	4 Vtas	110.5	2	2:03.862	111.8

#### Excluidos:

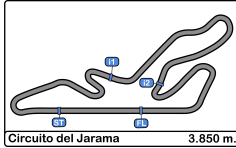
12	JOSE G. VILLANUEVA RUIZ	Alvaro Villanueva Capote	<u>Diego Villanueva Capote</u>		BMW E36 325i	EN-3									
----	-------------------------	--------------------------	--------------------------------	--	--------------	------	--	--	--	--	--	--	--	--	--

Vta. rápida de Javier Moreno Garcia en 1:53.084 a 122.5 Km/h en la vuelta 3

#### \* PENALIZACIONES

Publicada a las :.....

Comisarios Deportivos:	Director de Carrera:	Cronometrador:
------------------------	----------------------	----------------



### Circuito del Jarama

#### División 1

#### 2ª Carrera

#### Resultados Provisionales por categoría

Cls	Nº	Concursante	Piloto 1	Piloto 2	Vehiculo	Cat	Cl	N.V.	Tiempo	Dif 1º	Dif Ant.	Km/h	V.R.	Tiempo	Km/h
<b>Copa KOBE Circuitos 2021</b>															
1	26		Fco. Manuel Puertas Pérez		TOYOTA AYGO	CK	1	10	25:52.385			89.2	4	2:17.059	101.1
2	47	C.D.E. ULTIMA VUELTA	Alberto Gonzalez Checa		TOYOTA AYGO	CK	2	10	25:54.242	1.857	1.857	89.1	3	2:17.593	100.7
3	65	C.D.E. ULTIMA VUELTA	Ruben Gonzalez Checa		TOYOTA AYGO	CK	3	10	25:58.312	5.927	4.070	88.9	4	2:17.773	100.6
4	38	ESCUADERIA CENTRO	Mihai Smetanca		TOYOTA AYGO	CK	4	10	26:14.318	21.933	16.006	88.0	2	2:19.221	99.5
5	22	AS PONTES MOTORSPORT	Gabriel O. Alonso Savarino		TOYOTA AYGO	CK	5	10	26:20.820	28.435	6.502	87.6	4	2:19.570	99.3
6	18	C.D.E. ULTIMA VUELTA	Eugenio Garcia Valentin		TOYOTA AYGO	CK	6	10	26:41.795	49.410	20.975	86.5	10	2:23.880	96.3

#### Categoría 1

No clasificados: (Requerimiento: 75% del numero de vueltas del lider = 9 Vueltas)

17	C.D.E. ULTIMA VUELTA	Ricardo Jimenez Mendez			CITROEN SAXO VTS	1	1	8	20:18.218			91.0	4	2:09.916	106.6
----	----------------------	------------------------	--	--	------------------	---	---	---	-----------	--	--	------	---	----------	-------

#### Categoría Endurance Type 1

1	14	ANDRÉS SÁNCHEZ PÉREZ	Jonathan Arrien Asla		HONDA CIVIC	EN-1	1	11	25:08.006			101.1	5	1:59.926	115.5
2	7	A.E.C.D.	Guillermo Velasco Ortega		DATSUN 1200	EN-1	2	10	26:42.496	1 Vta	1 Vta	86.4	10	2:22.631	97.1

#### Categoría Endurance Type 2

1	3	C.D.E. ULTIMA VUELTA	Jorge Tello Villa		MAZDA MX5 1.8	EN-2	1	11	25:26.788			99.8	8	2:03.610	112.1
2	11	ESCUADERIA TEAM LEMANS	Miguel Gómez Perales	Juan José Rios Gullon	NISSAN PRIMERA	EN-2	2	11	26:13.202	46.414	46.414	96.9	2	2:05.533	110.4

No clasificados: (Requerimiento: 75% del numero de vueltas del lider = 9 Vueltas)

2	C.D.E. ULTIMA VUELTA	José M. Serrano Gutierrez			Volkswagen Golf GTI	EN-2	3	4	8:21.701	7 Vtas	7 Vtas	110.5	2	2:03.862	111.8
---	----------------------	---------------------------	--	--	---------------------	------	---	---	----------	--------	--------	-------	---	----------	-------

#### Categoría Endurance Type 3

1	6	SMC Junior Motorsport	Fernando Navarrete Perdices		BMW E36 325i	EN-3	1	11	24:44.387			102.7	2	1:55.681	119.8
2	42	ESCUADERIA MADRID	Jesús Diaz Villarroel		PORSCHE Boxter 2.5	EN-3	2	11	25:06.415	22.028	22.028	101.2	3	1:59.133	116.3
3	28	VSR Motorsport	Pedro David Moya Rodríguez		BMW E36 325i	EN-3	3	11	25:06.533	22.146	0.118	101.1	4	1:58.891	116.5
4	16	R A C E	Eduardo Alonso De Pablo		BMW E36 325i	EN-3	4	11	25:17.884	33.497	11.351	100.4	5	2:02.723	112.9

Excluidos:

12	JOSE G. VILLANUEVA RUIZ	Alvaro Villanueva Capote	Diego Villanueva Capote		BMW E36 325i	EN-3									
----	-------------------------	--------------------------	-------------------------	--	--------------	------	--	--	--	--	--	--	--	--	--

#### Categoría 3

1	21	ESCUADERIA GREDOS	Javier Moreno Garcia		PEUGEOT 205	3	1	11	24:33.032			103.5	3	1:53.084	122.5
---	----	-------------------	----------------------	--	-------------	---	---	----	-----------	--	--	-------	---	----------	-------

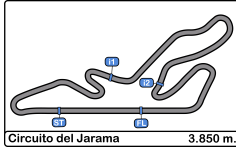
Publicada a las :.....

Comisarios Deportivos:

Director de Carrera:

Cronometrador:





**Circuito del Jarama**

**División 1**

**2ª Carrera**

**Resultados Provisionales por categoría**

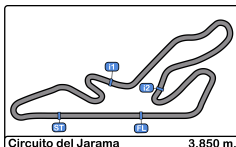
Cls	Nº	Concursante	Piloto 1	Piloto 2	Vehiculo	Cat	Cl	N.V.	Tiempo	Dif 1º	Dif Ant.	Km/h	V.R.	Tiempo	Km/h
2	9	EFICAR TEAM	Santiago Castilla Salinero		HYUNDAI GETZ 1.5 CRDi	3	2	11	<b>24:44.991</b>	11.959	11.959	102.6	4	1:55.718	119.7
3	19	CLUB JARAMA SPORT	Adrian Martin Abrales		HYUNDAI GETZ 1.5 CRDi	3	3	11	<b>25:07.039</b>	34.007	22.048	101.1	2	1:58.310	117.1
4	15	GUILLERMO DEL MORAL	Guillermo Del Moral Martínez		HYUNDAI ACCENT	3	4	11	<b>25:28.572</b>	55.540	21.533	99.7	3	2:04.748	111.1
5	1	PCR SPORT CLUB ESPORTIU	Víctor López Martínez		HYUNDAI GETZ 1.5 CRDi	3	5	11	<b>25:41.893</b>	1:08.861	13.321	98.8	3	2:02.301	113.3
6	25	JUAN FCO. SANCHEZ JIMENEZ	Juan Fco. Sanchez Jimenez		HYUNDAI ACCENT	3	6	11	<b>25:59.584</b>	1:26.552	17.691	97.7	4	2:10.160	106.4
7	10	R A C E	Teresa Gonzalez Holgado		CITROEN AX GT	3	7	9	<b>21:45.862</b>	2 Vtas	2 Vtas	95.5	4	2:12.638	104.4

**Vta. rápida de Javier Moreno Garcia en 1:53.084 a 122.5 Km/h en la vuelta 3**

**\* PENALIZACIONES**

Publicada a las :.....

<b>Comisarios Deportivos:</b>	<b>Director de Carrera:</b>	<b>Cronometrador:</b> 
-------------------------------	-----------------------------	---------------------------



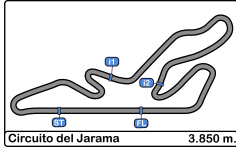
## Circuito del Jarama

### División 1

### 2ª Carrera

### Clasificación Provisional por Vuelta Rápida de Piloto

Clas	Nº	Concursante	Vehiculo	Piloto	Cat	Clas	N.V.	V.R.	Tiempo	Dif 1º	Dif Ant.	Km/h
1	21	ESCUADERIA GREDOS	PEUGEOT 205	Javier Moreno Garcia	3	1	11	3	1:53.084			122.5
2	6	SMC Junior Motorsport	BMW E36 325i	Fernando Navarrete Perdices	EN-3	1	11	2	1:55.681	2.597	2.597	119.8
3	9	EFICAR TEAM	HYUNDAI GETZ 1.5 CRDi	Santiago Castilla Salinero	3	2	11	4	1:55.718	2.634	0.037	119.7
4	12	JOSE G. VILLANUEVA RUIZ	BMW E36 325i	Diego Villanueva Capote	EN-3	2	10	1	1:56.878	3.794	1.160	118.5
5	19	CLUB JARAMA SPORT	HYUNDAI GETZ 1.5 CRDi	Adrian Martin Abralde	3	3	11	2	1:58.310	5.226	1.432	117.1
6	28	VSR Motorsport	BMW E36 325i	Pedro David Moya Rodriguez	EN-3	3	11	4	1:58.891	5.807	0.581	116.5
7	42	ESCUADERIA MADRID	PORSCHE Boxter 2.5	Jesús Diaz Villarroel	EN-3	4	11	3	1:59.133	6.049	0.242	116.3
8	14	ANDRÉS SÁNCHEZ PÉREZ	HONDA CIVIC	Jonathan Arrien Asla	EN-1	1	11	5	1:59.926	6.842	0.793	115.5
9	1	PCR SPORT CLUB ESPORTIU	HYUNDAI GETZ 1.5 CRDi	Victor López Martinez	3	4	11	3	2:02.301	9.217	2.375	113.3
10	16	R A C E	BMW E36 325i	Eduardo Alonso De Pablo	EN-3	5	11	5	2:02.723	9.639	0.422	112.9
11	3	C.D.E. ULTIMA VUELTA	MAZDA MX5 1.8	Jorge Tello Villa	EN-2	1	11	8	2:03.610	10.526	0.887	112.1
12	2	C.D.E. ULTIMA VUELTA	Volkswagen Golf GTI	José M. Serrano Gutierrez	EN-2	2	4	2	2:03.862	10.778	0.252	111.8
13	15	GUILLERMO DEL MORAL	HYUNDAI ACCENT	Guillermo Del Moral Martínez	3	5	11	3	2:04.748	11.664	0.886	111.1
14	11	ESCUADERIA TEAM LEMANS	NISSAN PRIMERA	Juan José Rios Gullon	EN-2	3	11	2	2:05.533	12.449	0.785	110.4
15	17	C.D.E. ULTIMA VUELTA	CITROEN SAXO VTS	Ricardo Jimenez Mendez	1	1	8	4	2:09.916	16.832	4.383	106.6
16	25	JUAN FCO. SANCHEZ	HYUNDAI ACCENT	Juan Fco. Sanchez Jimenez	3	6	11	4	2:10.160	17.076	0.244	106.4
17	10	R A C E	CITROEN AX GT	Teresa Gonzalez Holgado	3	7	9	4	2:12.638	19.554	2.478	104.4
18	26		TOYOTA AYGO	Fco. Manuel Puertas Pérez	CK	1	10	4	2:17.059	23.975	4.421	101.1
19	47	C.D.E. ULTIMA VUELTA	TOYOTA AYGO	Alberto Gonzalez Checa	CK	2	10	3	2:17.593	24.509	0.534	100.7
20	65	C.D.E. ULTIMA VUELTA	TOYOTA AYGO	Ruben Gonzalez Checa	CK	3	10	4	2:17.773	24.689	0.180	100.6
21	38	ESCUADERIA CENTRO	TOYOTA AYGO	Mihai Smetanca	CK	4	10	2	2:19.221	26.137	1.448	99.5
22	22	AS PONTES MOTORSPORT	TOYOTA AYGO	Gabriel O. Alonso Savarino	CK	5	10	4	2:19.570	26.486	0.349	99.3
23	7	A.E.C.D.	DATSUN 1200	Guillermo Velasco Ortega	EN-1	2	10	10	2:22.631	29.547	3.061	97.1
24	18	C.D.E. ULTIMA VUELTA	TOYOTA AYGO	Eugenio Garcia Valentin	CK	6	10	10	2:23.880	30.796	1.249	96.3



**Circuito del Jarama**

**División 1**

**2ª Carrera**

**Distancia y Velocidad Media**

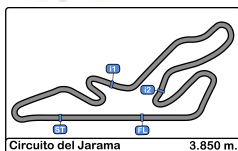
Cls	Nº	Concursante	Piloto 1	Piloto 2	Vehiculo	Cat	Cls	Vtas.	Distancia	Tiempo	Km/h
1	21	ESCUADERIA GREDOS	Javier Moreno Garcia		PEUGEOT 205	3	1	11	42.35	24:33.032	103.5
2	6	SMC Junior Motorsport	Fernando Navarrete		BMW E36 325i	EN-3	1	11	42.35	24:44.387	102.7
3	9	EFICAR TEAM	Santiago Castilla Salinero		HYUNDAI GETZ 1.5 CRDi	3	2	11	42.35	24:44.991	102.6
4	42	ESCUADERIA MADRID	Jesús Diaz Villarroel		PORSCHE Boxter 2.5	EN-3	2	11	42.35	25:06.415	101.2
5	28	VSR Motorsport	Pedro David Moya		BMW E36 325i	EN-3	3	11	42.35	25:06.533	101.1
6	19	CLUB JARAMA SPORT	Adrian Martin Abralde		HYUNDAI GETZ 1.5 CRDi	3	3	11	42.35	25:07.039	101.1
7	14	ANDRÉS SÁNCHEZ PÉREZ	Jonathan Arrien Asla		HONDA CIVIC	EN-1	1	11	42.35	25:08.006	101.1
8	16	R A C E	Eduardo Alonso De Pablo		BMW E36 325i	EN-3	4	11	42.35	25:17.884	100.4
9	3	C.D.E. ULTIMA VUELTA	Jorge Tello Villa		MAZDA MX5 1.8	EN-2	1	11	42.35	25:26.788	99.8
10	15	GUILLERMO DEL MORAL	Guillermo Del Moral		HYUNDAI ACCENT	3	4	11	42.35	25:28.572	99.7
11	1	PCR SPORT CLUB	Victor López Martínez		HYUNDAI GETZ 1.5 CRDi	3	5	11	42.35	25:41.893	98.8
12	25	JUAN FCO. SANCHEZ	Juan Fco. Sanchez		HYUNDAI ACCENT	3	6	11	42.35	25:59.584	97.7
13	11	ESCUADERIA TEAM LEMANS	Miguel Gómez Perales	<u>Juan José Rios Gullon</u>	NISSAN PRIMERA	EN-2	2	11	42.35	26:13.202	96.9
14	26		Fco. Manuel Puertas Pérez		TOYOTA AYGO	CK	1	10	38.50	25:52.385	89.2
15	47	C.D.E. ULTIMA VUELTA	Alberto Gonzalez Checa		TOYOTA AYGO	CK	2	10	38.50	25:54.242	89.1
16	65	C.D.E. ULTIMA VUELTA	Ruben Gonzalez Checa		TOYOTA AYGO	CK	3	10	38.50	25:58.312	88.9
17	38	ESCUADERIA CENTRO	Mihai Smetanca		TOYOTA AYGO	CK	4	10	38.50	26:14.318	88.0
18	22	AS PONTES MOTORSPORT	Gabriel O. Alonso Savarino		TOYOTA AYGO	CK	5	10	38.50	26:20.820	87.6
19	18	C.D.E. ULTIMA VUELTA	Eugenio Garcia Valentin		TOYOTA AYGO	CK	6	10	38.50	26:41.795	86.5
20	7	A.E.C.D.	Guillermo Velasco Ortega		DATSUN 1200	EN-1	2	10	38.50	26:42.496	86.4
21	10	R A C E	Teresa Gonzalez Holgado		CITROEN AX GT	3	7	9	34.65	21:45.862	95.5

**No clasificados: (Requerimiento: 75% del numero de vueltas del lider = 9 Vueltas)**

17	C.D.E. ULTIMA VUELTA	Ricardo Jimenez Mendez			CITROEN SAXO VTS	1	1	8	30.80	20:18.218	91.0
2	C.D.E. ULTIMA VUELTA	José M. Serrano Gutierrez			Volkswagen Golf GTI	EN-2	3	4	15.40	8:21.701	110.5

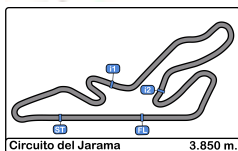
**Excluidos:**

12	JOSE G. VILLANUEVA RUIZ	Alvaro Villanueva Capote		<u>Diego Villanueva Capote</u>	BMW E36 325i	EN-3	5				
----	-------------------------	--------------------------	--	--------------------------------	--------------	------	---	--	--	--	--



**Circuito del Jarama**  
**División 1**  
**2ª Carrera**  
**Tiempos Por Vuelta**

1							7						
Victor López Martínez							HYUNDAI GETZ 1.5 CRDi						
3							PCR SPORT CLUB ESPORTIU						
EN-2							EN-1						
C.D.E. ULTIMA VUELTA							A.E.C.D.						
Vta. D	Tiempo	Sector 1	Sector 2	Sector 3	V. Max.	Elapsed	Vta. D	Tiempo	Sector 1	Sector 2	Sector 3	V. Max.	Elapsed
1	2:16.479	59.804	42.165	34.510	84.5	2:16.479	1	2:34.781	1:03.458	50.929	40.394	101.2	2:34.781
2	2:03.300	47.953	41.526	33.821	176.4	4:19.779	2	2:27.118	55.175	51.205	40.738	143.4	5:01.899
3	2:02.301	47.072	41.159	34.070	173.3	6:22.080	3	2:25.748	55.206	50.651	39.891	141.9	7:27.647
4	2:04.727	47.792	42.523	34.412	181.5	8:26.807	4	2:25.315	54.599	50.933	39.783	141.3	9:52.962
5	2:06.479	48.780	42.144	35.555	168.4	10:33.286	5	3:19.817	1:04.032	1:00.435	1:15.350	141.3	13:12.779
6	2:50.450	59.976	45.763	1:04.711	153.8	13:23.736	6	3:49.490	1:21.211	1:46.679	41.600	67.5	17:02.269
7	3:44.555	1:16.604	1:46.989	40.962	69.7	17:08.291	7	2:27.000	56.924	50.463	39.613	142.6	19:29.269
8	2:08.484	49.015	42.427	37.042	167.7	19:16.775	8	2:26.542	56.485	50.508	39.549	141.3	21:55.811
9	2:06.608	49.093	42.955	34.560	169.5	21:23.383	9	2:24.054	55.280	49.359	39.415	139.5	24:19.865
10	2:12.011	48.347	43.789	39.875	169.0	23:35.394	10	2:22.631	54.374	49.142	39.115	140.0	26:42.496
11	2:06.499	48.974	42.966	34.559	164.6	25:41.893							
2							9						
José M. Serrano Gutierrez							Santiago Castilla Salinero						
EN-2							3						
C.D.E. ULTIMA VUELTA							EFICAR TEAM						
Vta. D	Tiempo	Sector 1	Sector 2	Sector 3	V. Max.	Elapsed	Vta. D	Tiempo	Sector 1	Sector 2	Sector 3	V. Max.	Elapsed
1	2:08.562	52.190	41.914	34.458	115.7	2:08.562	1	1:57.324	45.964	39.310	32.050	106.2	1:57.324
2	2:03.862	47.251	41.845	34.766	183.9	4:12.424	2	1:56.046	44.366	39.275	32.405	187.5	3:53.370
3	2:04.651	47.816	42.175	34.660	184.9	6:17.075	3	1:55.852	44.715	39.016	32.121	180.3	5:49.222
4	2:04.626	47.839	42.144	34.643	182.4	8:21.701	4	1:55.718	44.375	39.144	32.199	185.8	7:44.940
							5	1:56.574	44.667	39.651	32.256	184.3	9:41.514
							6	3:27.708	48.984	1:01.950	1:36.774	186.5	13:09.222
							7	3:44.077	1:21.980	1:44.485	37.612	83.0	16:53.299
							8	1:59.139	45.396	41.221	32.522	184.3	18:52.438
							9	1:56.988	44.449	39.651	32.888	182.1	20:49.426
							10	1:57.124	44.255	39.845	33.024	186.2	22:46.550
							11	1:58.441	45.051	40.513	32.877	187.8	24:44.991
3							10						
Jorge Tello Villa							Teresa Gonzalez Holgado						
EN-2							3						
C.D.E. ULTIMA VUELTA							RACE						
Vta. D	Tiempo	Sector 1	Sector 2	Sector 3	V. Max.	Elapsed	Vta. D	Tiempo	Sector 1	Sector 2	Sector 3	V. Max.	Elapsed
1	2:06.817	50.338	41.869	34.610	108.1	2:06.817	1	2:19.557	56.508	45.386	37.663	109.7	2:19.557
2	2:04.152	47.242	41.988	34.922	170.6	4:10.969	2	2:17.239	52.920	47.309	37.010	153.8	4:36.796
3	2:04.869	47.683	42.331	34.855	168.4	6:15.838	3	2:13.991	51.442	45.714	36.835	147.5	6:50.787
4	2:04.870	47.531	42.273	35.066	167.1	8:20.708	4	2:12.638	51.327	45.111	36.200	150.6	9:03.425
5	2:04.964	47.700	42.071	35.193	167.1	10:25.672	5	2:37.731	52.663	56.076	48.992	147.7	11:41.156
6	2:54.484	1:04.191	43.961	1:06.332	117.9	13:20.156	6	2:54.944	1:06.063	1:02.178	46.703	105.4	14:36.100
7	3:46.068	1:18.673	1:46.484	40.911	62.2	17:06.224	7	2:42.165	1:02.227	58.605	41.333	116.6	17:18.265
8	2:03.610	46.888	41.667	35.055	171.7	19:09.834	8	2:14.487	52.373	45.405	36.709	145.1	19:32.752
9	2:05.671	47.400	42.551	35.720	167.9	21:15.505	9	2:13.110	51.644	45.085	36.381	149.3	21:45.862
10	2:05.571	47.550	42.383	35.638	167.9	23:21.076							
11	2:05.712	48.174	42.506	35.032	168.7	25:26.788							
6													
Fernando Navarrete Perdices													
EN-3													
SMC Junior Motorsport													
Vta. D	Tiempo	Sector 1	Sector 2	Sector 3	V. Max.	Elapsed							
1	1:58.409	46.007	39.633	32.769	104.8	1:58.409							
2	1:55.681	44.562	39.056	32.063	197.0	3:54.090							
3	1:56.345	44.751	39.010	32.584	191.8	5:50.435							
4	1:56.056	44.725	39.137	32.194	200.0	7:46.491							
5	1:55.916	44.421	39.053	32.442	200.7	9:42.407							
6	3:25.372	46.893	1:01.434	1:37.045	198.8	13:07.779							
7	3:44.712	1:22.172	1:44.360	38.180	79.0	16:52.491							
8	1:59.247	45.991	40.392	32.864	187.8	18:51.738							
9	1:57.241	44.528	39.613	33.100	196.3	20:48.979							
10	1:57.132	44.388	39.570	33.174	198.1	22:46.111							
11	1:58.276	45.109	40.394	32.773	197.0	24:44.387							



**Circuito del Jarama**  
**División 1**  
**2ª Carrera**  
**Tiempos Por Vuelta**

**11** Gómez Perales - José Ríos Gullón NISSAN PRIMERA **15** Guillermo Del Moral Martínez HYUNDAI ACCENT

EN-2 ESCUDERIA TEAM LEMANS 3 GUILLERMO DEL MORAL MARTÍNEZ

Vta. D	Tiempo	Sector 1	Sector 2	Sector 3	V. Max.	Elapsed	Vta. D	Tiempo	Sector 1	Sector 2	Sector 3	V. Max.	Elapsed
1 2	2:09.662	52.613	42.582	34.467	120.2	2:09.662	1	2:08.091	51.298	41.898	34.895	115.5	2:08.091
2 2	2:05.533	48.025	42.710	34.798	181.8	4:15.195	2	2:05.628	48.111	42.310	35.207	176.4	4:13.719
3 2	2:05.700	48.022	42.427	35.251	164.8	6:20.895	3	2:04.748	47.652	42.181	34.915	175.8	6:18.467
4 2	2:05.762	48.208	42.548	35.006	166.6	8:26.657	4	2:05.220	47.802	42.368	35.050	175.3	8:23.687
5 2	2:07.555	48.349	42.391	36.815	165.6	10:34.212	5	2:09.334	49.304	42.062	37.968	169.0	10:33.021
6 2	2:51.067	59.892	46.683	1:04.492	134.4	13:25.279	6	2:48.112	59.232	45.936	1:02.944	144.9	13:21.133
7 2	3:43.229	1:16.320	1:47.251	39.658	70.3	17:08.508	7	3:45.580	1:18.406	1:46.571	40.603	67.7	17:06.713
8 2	2:05.565	47.791	42.195	35.579	172.2	19:14.073	8	2:05.475	48.124	41.959	35.392	178.2	19:12.188
9 2	2:14.543	48.085	49.830	36.628	172.2	21:28.616	9	2:06.143	47.962	42.629	35.552	171.1	21:18.331
10 2	2:24.452	51.176	47.356	45.920	152.1	23:53.068	10	2:05.278	47.786	42.240	35.252	173.0	23:23.609
11 2	2:20.134	52.942	48.346	38.846	150.6	26:13.202	11	2:04.963	47.724	42.100	35.139	173.3	25:28.572

**12** Villanueva Capote - Villanueva Capote BMW E36 325i **16** Eduardo Alonso De Pablo BMW E36 325i

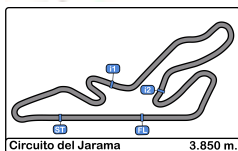
EN-3 JOSE G. VILLANUEVA RUIZ EN-3 R A C E

Vta. D	Tiempo	Sector 1	Sector 2	Sector 3	V. Max.	Elapsed	Vta. D	Tiempo	Sector 1	Sector 2	Sector 3	V. Max.	Elapsed
1 2	1:56.878	44.932	39.360	32.586	107.7	1:56.878	1	2:05.135	49.852	40.754	34.529	115.6	2:05.135
2 2	1:58.870	47.115	39.200	32.555	180.0	3:55.748	2	2:03.228	47.226	41.518	34.484	192.8	4:08.363
3 2	1:58.460	45.950	39.226	33.284	185.5	5:54.208	3	2:02.925	46.992	41.315	34.618	185.8	6:11.288
4 2	1:57.915	45.607	39.224	33.084	192.5	7:52.123	4	2:03.343	47.161	41.486	34.696	189.8	8:14.631
5 2	5:59.494	4:34.587	48.225	36.682	192.5	13:51.617	5	2:02.723	46.922	41.273	34.528	191.8	10:17.354
6 2	3:21.569	57.003	1:45.427	39.139	126.6	17:13.186	6	3:01.250	50.338	54.587	1:16.325	156.7	13:18.604
7 2	2:00.716	46.658	40.632	33.426	189.1	19:13.902	7	3:46.250	1:19.488	1:46.501	40.261	66.0	17:04.854
8 2	2:02.246	47.258	39.731	35.257	170.6	21:16.148	8	2:03.018	46.920	41.633	34.465	185.8	19:07.872
9 2	1:57.074	44.739	39.218	33.117	192.8	23:13.222	9	2:02.948	46.694	41.816	34.438	189.8	21:10.820
10 2	1:58.723	46.415	39.407	32.901	183.6	25:11.945	10	2:03.063	46.838	41.439	34.786	193.2	23:13.883
11	2:04.001	47.456	41.405	35.140	188.4	25:17.884							

**14** Jonathan Arrien Asla HONDA CIVIC **17** Ricardo Jimenez Mendez CITROEN SAXO VTS

EN-1 ANDRÉS SÁNCHEZ PÉREZ 1 C.D.E. ULTIMA VUELTA

Vta. D	Tiempo	Sector 1	Sector 2	Sector 3	V. Max.	Elapsed	Vta. D	Tiempo	Sector 1	Sector 2	Sector 3	V. Max.	Elapsed
1	2:01.386	47.529	40.383	33.474	114.2	2:01.386							
2	2:00.454	46.197	40.651	33.606	190.1	4:01.840	1	2:18.112	55.359	45.326	37.427	113.4	2:18.112
3	2:00.637	46.772	40.383	33.482	176.1	6:02.477	2	2:11.830	50.026	44.834	36.970	168.2	4:29.942
4	2:01.151	46.437	41.222	33.492	188.1	8:03.628	3	2:11.308	49.595	45.079	36.634	169.5	6:41.250
5	1:59.926	46.304	40.038	33.584	183.9	10:03.554	4	2:09.916	49.499	44.488	35.929	167.7	8:51.166
6	3:13.823	59.259	58.324	1:16.240	151.6	13:17.377	5	2:25.010	51.844	48.512	44.654	163.8	11:16.176
7	3:46.659	1:19.893	1:46.511	40.255	69.0	17:04.036	6	2:34.499	1:02.052	52.010	40.437	123.8	13:50.675
8	2:01.760	47.201	41.111	33.448	182.1	19:05.796	7	3:23.012	56.560	1:45.564	40.888	141.1	17:13.687
9	2:01.982	46.552	41.897	33.533	189.1	21:07.778	8	3:04.531 P	56.460	1:03.964	1:04.107	146.1	20:18.218
10	2:00.126	46.012	40.279	33.835	190.4	23:07.904							
11	2:00.102	45.871	40.208	34.023	189.1	25:08.006							



**Circuito del Jarama**  
**División 1**  
**2ª Carrera**  
**Tiempos Por Vuelta**

**18** Eugenio Garcia Valentin TOYOTA AYGO **22** Gabriel O. Alonso Savarino TOYOTA AYGO

CK						C.D.E. ULTIMA VUELTA						CK						AS PONTES MOTORSPORT									
Vta. D	Tiempo	Sector 1	Sector 2	Sector 3	V. Max.	Elapsed	Vta. D	Tiempo	Sector 1	Sector 2	Sector 3	V. Max.	Elapsed	Vta. D	Tiempo	Sector 1	Sector 2	Sector 3	V. Max.	Elapsed	Vta. D	Tiempo	Sector 1	Sector 2	Sector 3	V. Max.	Elapsed
1	2:33.800	1:02.945	50.239	40.616		2:33.800	1	2:27.277	59.903	48.156	39.218	103.7	2:27.277														
2	2:26.775	56.787	49.794	40.194		5:00.575	2	2:20.979	53.666	48.156	39.157	150.2	4:48.256														
3	2:25.427	55.608	49.523	40.296		7:26.002	3	2:19.675	52.757	48.165	38.753	150.0	7:07.931														
4	2:25.838	55.302	50.342	40.194		9:51.840	4	2:19.570	52.605	48.114	38.851	148.9	9:27.501														
5	3:18.563	1:04.104	59.793	1:14.666		13:10.403	5	3:39.374	53.716	1:08.718	1:36.940	148.7	13:06.875														
6	3:48.080	1:21.966	1:45.052	41.062		16:58.483	6	3:46.313	1:21.758	1:44.612	39.943	76.4	16:53.188														
7	2:28.888	57.603	50.028	41.257		19:27.371	7	2:23.423	53.229	49.407	40.787	148.9	19:16.611														
8	2:24.913	55.172	49.861	39.880		21:52.284	8	2:22.191	53.125	49.657	39.409	144.9	21:38.802														
9	2:25.631	55.506	50.179	39.946		24:17.915	9	2:20.540	52.928	48.423	39.189	148.1	23:59.342														
10	2:23.880	54.785	49.660	39.435		26:41.795	10	2:21.478	53.053	48.673	39.752	146.7	26:20.820														

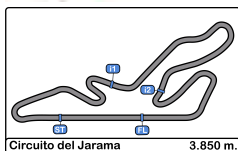
**19** Adrian Martin Abraldes HYUNDAI GETZ 1.5 CRDi **25** Juan Fco. Sanchez Jimenez HYUNDAI ACCENT

3 CLUB JARAMA SPORT						3 JUAN FCO. SANCHEZ JIMENEZ							
Vta. D	Tiempo	Sector 1	Sector 2	Sector 3	V. Max.	Elapsed	Vta. D	Tiempo	Sector 1	Sector 2	Sector 3	V. Max.	Elapsed
1	1:59.875	46.714	40.195	32.966	109.9	1:59.875	1	2:16.524	54.260	44.882	37.382	111.3	2:16.524
2	1:58.310	45.249	39.830	33.231	183.0	3:58.185	2	2:12.071	49.792	44.842	37.437	167.9	4:28.595
3	1:58.894	45.355	40.221	33.318	185.8	5:57.079	3	2:10.242	48.975	44.710	36.557	167.9	6:38.837
4	1:59.258	45.604	40.230	33.424	184.6	7:56.337	4	2:10.160	49.040	44.373	36.747	167.9	8:48.997
5	2:00.407	45.928	40.739	33.740	177.3	9:56.744	5	2:17.973	50.050	46.468	41.455	166.4	11:06.970
6	3:16.888	1:01.122	1:00.512	1:15.254	166.6	13:13.632	6	2:34.008	1:02.856	50.078	41.074	142.1	13:40.978
7	3:48.689	1:21.299	1:46.373	41.017	67.5	17:02.321	7	3:31.121	1:01.798	1:47.509	41.814	124.5	17:12.099
8	2:01.731	47.158	41.215	33.358	171.7	19:04.052	8	2:11.809	49.513	45.199	37.097	166.4	19:23.908
9	2:02.137	47.444	41.863	32.830	170.6	21:06.189	9	2:12.455	49.443	45.490	37.522	165.6	21:36.363
10	2:00.366	46.254	40.769	33.343	182.7	23:06.555	10	2:11.832	49.578	45.102	37.152	167.4	23:48.195
11	2:00.484	46.365	40.496	33.623	182.1	25:07.039	11	2:11.389	50.474	44.229	36.686	166.4	25:59.584

**21** Javier Moreno Garcia PEUGEOT 205 **26** Fco. Manuel Puertas Pérez TOYOTA AYGO

3 ESCUDERIA GREDOS						CK							
Vta. D	Tiempo	Sector 1	Sector 2	Sector 3	V. Max.	Elapsed	Vta. D	Tiempo	Sector 1	Sector 2	Sector 3	V. Max.	Elapsed
1	1:54.443	43.280	39.138	32.025	106.1	1:54.443	1	2:24.738	59.509	47.226	38.003	104.3	2:24.738
2	1:55.383	44.084	39.184	32.115	189.8	3:49.826	2	2:18.074	52.665	47.285	38.124	155.1	4:42.812
3	1:53.084	43.552	38.085	31.447	189.8	5:42.910	3	2:17.466	51.937	47.367	38.162	152.9	7:00.278
4	1:55.224	43.819	39.167	32.238	190.1	7:38.134	4	2:17.059	51.887	47.126	38.046	151.4	9:17.337
5	1:54.056	43.821	38.245	31.990	186.5	9:32.190	5	3:43.978	51.848	1:14.474	1:37.656	151.4	13:01.315
6	3:32.988	45.527	1:10.291	1:37.170	182.1	13:05.178	6	3:28.391	1:22.092	1:14.078	52.221	68.7	16:29.706
7	3:43.184	1:21.807	1:43.813	37.564	73.0	16:48.362	7	2:28.195	1:01.845	47.254	39.096	90.3	18:57.901
8	1:55.276	44.181	39.152	31.943	183.0	18:43.638	8	2:17.932	52.144	47.450	38.338	149.1	21:15.833
9	1:55.345	44.085	38.853	32.407	185.2	20:38.983	9	2:18.000	52.089	47.213	38.698	153.1	23:33.833
10	1:56.686	44.382	39.526	32.778	182.7	22:35.669	10	2:18.552	53.008	47.327	38.217	149.5	25:52.385
11	1:57.363	45.766	39.189	32.408	180.3	24:33.032							





**Circuito del Jarama**  
**División 1**  
**2ª Carrera**  
**Tiempos Por Vuelta**

**28** Pedro David Moya Rodriguez BMW E36 325i **47** Alberto Gonzalez Checa TOYOTA AYGO  
 EN-3 VSR Motorsport CK C.D.E. ULTIMA VUELTA

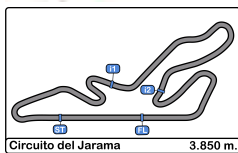
Vta. D	Tiempo	Sector 1	Sector 2	Sector 3	V. Max.	Elapsed	Vta. D	Tiempo	Sector 1	Sector 2	Sector 3	V. Max.	Elapsed
1	2:02.603	48.774	40.403	33.426	110.5	2:02.603	1	2:22.951	57.406	47.344	38.201	104.2	2:22.951
2	2:01.472	47.032	41.094	33.346	183.9	4:04.075	2	2:17.622	51.923	47.572	38.127	153.1	4:40.573
3	1:59.696	46.286	40.263	33.147	176.4	6:03.771	3	2:17.593	51.849	47.677	38.067	152.5	6:58.166
4	1:58.891	45.812	40.121	32.958	175.6	8:02.662	4	2:17.953	52.032	47.728	38.193	151.0	9:16.119
5	2:00.897	45.726	39.823	35.348	178.8	10:03.559	5	3:46.383	52.177	1:17.535	1:36.671	149.7	13:02.502
6	3:12.212	57.802	58.853	1:15.557	173.3	13:15.771	6	3:27.996	1:22.065	1:13.750	52.181	69.4	16:30.498
7	3:46.917	1:20.458	1:46.415	40.044	62.6	17:02.688	7	2:28.169	1:01.393	48.009	38.767	89.9	18:58.667
8	2:01.684	48.291	40.088	33.305	170.0	19:04.372	8	2:19.009	52.735	47.765	38.509	149.5	21:17.676
9	2:02.303	46.595	42.754	32.954	184.3	21:06.675	9	2:18.667	52.096	47.631	38.940	150.4	23:36.343
10	2:00.175	46.156	40.621	33.398	183.3	23:06.850	10	2:17.899	51.823	47.903	38.173	152.7	25:54.242
11	1:59.683	45.665	40.430	33.588	191.8	25:06.533							

**38** Mihai Smetanca TOYOTA AYGO **65** Ruben Gonzalez Checa TOYOTA AYGO  
 CK ESCUDERIA CENTRO CK C.D.E. ULTIMA VUELTA

Vta. D	Tiempo	Sector 1	Sector 2	Sector 3	V. Max.	Elapsed	Vta. D	Tiempo	Sector 1	Sector 2	Sector 3	V. Max.	Elapsed
1	2:27.635	1:00.004	48.552	39.079	104.4	2:27.635	1	2:24.486	57.900	48.167	38.419	101.1	2:24.486
2	2:19.221	52.695	47.937	38.589	152.3	4:46.856	2	2:19.328	53.195	48.023	38.110	154.5	4:43.814
3	2:19.554	52.824	47.975	38.755	148.1	7:06.410	3	2:18.063	51.982	47.950	38.131	153.1	7:01.877
4	2:20.187	53.043	48.121	39.023	147.1	9:26.597	4	2:17.773	52.067	47.670	38.036	152.1	9:19.650
5	3:39.440	52.972	1:09.416	1:37.052	145.3	13:06.037	5	3:43.956	53.016	1:14.214	1:36.726	151.0	13:03.606
6	3:45.573	1:21.874	1:44.011	39.688	75.0	16:51.610	6	3:27.612	1:21.920	1:13.727	51.965	68.9	16:31.218
7	2:21.087	52.721	48.982	39.384	146.1	19:12.697	7	2:27.874	1:01.379	48.200	38.295	86.6	18:59.092
8	2:20.026	53.027	48.103	38.896	147.3	21:32.723	8	2:21.968	54.534	48.638	38.796	151.8	21:21.060
9	2:20.544	53.148	48.307	39.089		23:53.267	9	2:18.473	52.246	48.070	38.157	150.2	23:39.533
10	2:21.051	53.816	48.424	38.811	144.7	26:14.318	10	2:18.779	52.520	47.943	38.316	149.3	25:58.312

**42** Jesús Diaz Villarroel PORSCHE Boxter 2.5  
 EN-3 ESCUDERIA MADRID HISTORICO

Vta. D	Tiempo	Sector 1	Sector 2	Sector 3	V. Max.	Elapsed
1	2:02.172	48.339	40.526	33.307	117.1	2:02.172
2	1:59.976	46.081	40.406	33.489	192.5	4:02.148
3	1:59.133	45.720	39.922	33.491	188.4	6:01.281
4	2:00.256	46.391	40.080	33.785	187.5	8:01.537
5	1:59.922	46.035	40.289	33.598	188.4	10:01.459
6	3:13.355	59.329	58.768	1:15.258	187.1	13:14.814
7	3:47.717	1:21.003	1:46.236	40.478	63.2	17:02.531
8	2:01.261	46.647	40.927	33.687	179.4	19:03.792
9	2:02.082	46.947	41.629	33.506	188.1	21:05.874
10	2:00.426	46.373	40.522	33.531	193.8	23:06.300
11	2:00.115	45.892	40.475	33.748	190.8	25:06.415



### Circuito del Jarama

#### División 1

#### 2ª Carrera

#### Análisis

Num	T. Vta.	Dif
-----	---------	-----

#### Vta 1

21	1:54.443	
12	1:56.878	02.435
9	1:57.324	02.881
6	1:58.409	03.966
19	1:59.875	05.432
14	2:01.386	06.943
42	2:02.172	07.729
28	2:02.603	08.160
16	2:05.135	10.692
3	2:06.817	12.374
15	2:08.091	13.648
2	2:08.562	14.119
11	2:09.662	15.219
1	2:16.479	22.036
25	2:16.524	22.081
17	2:18.112	23.669
10	2:19.557	25.114
47	2:22.951	28.508
65	2:24.486	30.043
26	2:24.738	30.295
22	2:27.277	32.834
38	2:27.635	33.192
18	2:33.800	39.357
7	2:34.781	40.338
<b>Num</b>	<b>T. Vta.</b>	<b>Dif</b>

#### Vta 2

21	1:55.383	
9	1:56.046	03.544
6	1:55.681	04.264
12	1:58.870	05.922
19	1:58.310	08.359
14	2:00.454	12.014
42	1:59.976	12.322
28	2:01.472	14.249
16	2:03.228	18.537
3	2:04.152	21.143

Num	T. Vta.	Dif
-----	---------	-----

#### Vta 3

2	2:03.862	22.598
15	2:05.628	23.893
11	2:05.533	25.369
1	2:03.300	29.953
25	2:12.071	38.769
17	2:11.830	40.116
10	2:17.239	46.970
47	2:17.622	50.747
26	2:18.074	52.986
65	2:19.328	53.988
38	2:19.221	57.030
22	2:20.979	58.430
18	2:26.775	1:10.749
7	2:27.118	1:12.073
<b>Num</b>	<b>T. Vta.</b>	<b>Dif</b>

#### Vta 4

21	1:53.084	
9	1:55.852	06.312
6	1:56.345	07.525
12	1:58.460	11.298
19	1:58.894	14.169
42	1:59.133	18.371
14	2:00.637	19.567
28	1:59.696	20.861
16	2:02.925	28.378
3	2:04.869	32.928
2	2:04.651	34.165
15	2:04.748	35.557
11	2:05.700	37.985
1	2:02.301	39.170
25	2:10.242	55.927
17	2:11.308	58.340
10	2:13.991	1:07.877
47	2:17.593	1:15.256
26	2:17.466	1:17.368
65	2:18.063	1:18.967
38	2:19.554	1:23.500

Num	T. Vta.	Dif
-----	---------	-----

#### Vta 5

22	2:19.675	1:25.021
18	2:25.427	1:43.092
7	2:25.748	1:44.737
<b>Num</b>	<b>T. Vta.</b>	<b>Dif</b>

#### Vta 6

21	1:54.056	
9	1:56.574	09.324
6	1:55.916	10.217
18	2:25.838	1 Lap
7	2:25.315	1 Lap
19	2:00.407	24.554
42	1:59.922	29.269
14	1:59.926	31.364

#### Vta 7

28	2:00.897	31.369
16	2:02.723	45.164
3	2:04.964	53.482
15	2:09.334	1:00.831
1	2:06.479	1:01.096
11	2:07.555	1:02.022
25	2:17.973	1:34.780
17	2:25.010	1:43.986
10	2:37.731	2:08.966
26	3:43.978	3:29.125
47	3:46.383	3:30.312
65	3:43.956	3:31.416
<b>Num</b>	<b>T. Vta.</b>	<b>Dif</b>

#### Vta 8

21	3:32.988	
38	3:39.440	1 Lap
22	3:39.374	1 Lap
6	3:25.372	02.601
9	3:27.708	04.044
18	3:18.563	1 Lap
7	3:19.817	1 Lap
19	3:16.888	08.454
42	3:13.355	09.636
28	3:12.212	10.593
14	3:13.823	12.199
16	3:01.250	13.426
3	2:54.484	14.978
15	2:48.112	15.955
1	2:50.450	18.558
11	2:51.067	20.101
25	2:34.008	35.800
17	2:34.499	45.497
12	5:59.494	1 Lap
10	2:54.944	1:30.922
26	3:28.391	3:24.528
47	3:27.996	3:25.320
65	3:27.612	3:26.040

Num	T. Vta.	Dif
-----	---------	-----

#### Vta 9

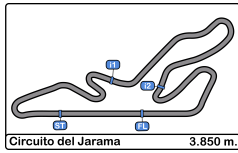
16	2:02.723	45.164
3	2:04.964	53.482
15	2:09.334	1:00.831
1	2:06.479	1:01.096
11	2:07.555	1:02.022
25	2:17.973	1:34.780
17	2:25.010	1:43.986
10	2:37.731	2:08.966
26	3:43.978	3:29.125
47	3:46.383	3:30.312
65	3:43.956	3:31.416
<b>Num</b>	<b>T. Vta.</b>	<b>Dif</b>

#### Vta 10

21	3:43.184	
38	3:45.573	1 Lap
6	3:44.712	04.129
22	3:46.313	1 Lap
9	3:44.077	04.937
18	3:48.080	1 Lap
7	3:49.490	1 Lap
19	3:48.689	13.959
42	3:47.717	14.169
28	3:46.917	14.326
14	3:46.659	15.674
16	3:46.250	16.492
3	3:46.068	17.862
15	3:45.580	18.351
1	3:44.555	19.929
11	3:43.229	20.146
25	3:31.121	23.737
12	3:21.569	1 Lap
17	3:23.012	25.325
10	2:42.165	29.903
<b>Num</b>	<b>T. Vta.</b>	<b>Dif</b>

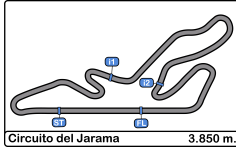
#### Vta 11

21	1:55.276	
6	1:59.247	08.100
9	1:59.139	08.800
26	2:28.195	1 Lap
47	2:28.169	1 Lap
65	2:27.874	1 Lap
42	2:01.261	20.154
19	2:01.731	20.414
28	2:01.684	20.734
14	2:01.760	22.158
16	2:03.018	24.234
3	2:03.610	26.196
15	2:05.475	28.550
38	2:21.087	1 Lap



**Circuito del Jarama**  
**División 1**  
**2ª Carrera**  
**Análisis**

Num	T. Vta.	Dif	Num	T. Vta.	Dif	Num	T. Vta.	Dif
12	2:00.716	1 Lap	9	1:57.124	10.881	11	2:20.134	1:40.170
11	2:05.565	30.435	42	2:00.426	30.631	38	2:21.051	1 Lap
22	2:23.423	1 Lap	19	2:00.366	30.886	22	2:21.478	1 Lap
1	2:08.484	33.137	28	2:00.175	31.181	18	2:23.880	1 Lap
25	2:11.809	40.270	14	2:00.126	32.235	7	2:22.631	1 Lap
18	2:28.888	1 Lap	12	1:57.074	1 Lap			
7	2:27.000	1 Lap	16	2:03.063	38.214			
10	2:14.487	49.114	3	2:05.571	45.407			
17	3:04.531	1:34.580	15	2:05.278	47.940			
<b>Num</b>	<b>T. Vta.</b>	<b>Dif</b>	26	2:18.000	1 Lap			
<b>Vta 9</b>			1	2:12.011	59.725			
21	1:55.345		47	2:18.667	1 Lap			
6	1:57.241	09.996	65	2:18.473	1 Lap			
9	1:56.988	10.443	25	2:11.832	1:12.526			
42	2:02.082	26.891	11	2:24.452	1:17.399			
19	2:02.137	27.206	38	2:20.544	1 Lap			
28	2:02.303	27.692	22	2:20.540	1 Lap			
14	2:01.982	28.795	18	2:25.631	1 Lap			
16	2:02.948	31.837	7	2:24.054	1 Lap			
3	2:05.671	36.522	<b>Num</b>	<b>T. Vta.</b>	<b>Dif</b>			
26	2:17.932	1 Lap	<b>Vta 11</b>					
12	2:02.246	1 Lap	21	1:57.363				
47	2:19.009	1 Lap	6	1:58.276	11.355			
15	2:06.143	39.348	9	1:58.441	11.959			
65	2:21.968	1 Lap	42	2:00.115	33.383			
1	2:06.608	44.400	28	1:59.683	33.501			
11	2:14.543	49.633	19	2:00.484	34.007			
38	2:20.026	1 Lap	14	2:00.102	34.974			
25	2:12.455	57.380	12	1:58.723	1 Lap			
22	2:22.191	1 Lap	16	2:04.001	44.852			
10	2:13.110	1:06.879	3	2:05.712	53.756			
18	2:24.913	1 Lap	15	2:04.963	55.540			
7	2:26.542	1 Lap	1	2:06.499	1:08.861			
<b>Num</b>	<b>T. Vta.</b>	<b>Dif</b>	26	2:18.552	1 Lap			
<b>Vta 10</b>			47	2:17.899	1 Lap			
21	1:56.686		65	2:18.779	1 Lap			
6	1:57.132	10.442	25	2:11.389	1:26.552			



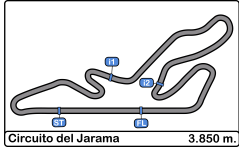
**Circuito del Jarama**

**División 1**

**2ª Carrera**

**Mejores Sectores**

Sector - 1				Sector - 2				Sector - 3				Vuelta Ideal vs Mejor Vuelta				
Clas	Nº	Piloto	Tiempo	Nº	Piloto	Tiempo	Nº	Piloto	Tiempo	Clas	Nº	Piloto	Vta. Ideal	Mejor V.	Clas	
1	21	Javier Moreno Garcia	43.280	21	Javier Moreno Garcia	38.085	21	Javier Moreno Garcia	31.447	1	21	Javier Moreno Garcia	1:52.812	1:53.084	1	
2	9	Santiago Castilla Salinero	44.255	6	Fernando Navarrete Perdices	39.010	9	Santiago Castilla Salinero	32.050	2	9	Santiago Castilla Salinero	1:55.321	1:55.718	3	
3	6	Fernando Navarrete Perdices	44.388	9	Santiago Castilla Salinero	39.016	6	Fernando Navarrete Perdices	32.063	3	6	Fernando Navarrete Perdices	1:55.461	1:55.681	2	
4	12	Villanueva Capote - Villanueva Capote	44.739	12	Villanueva Capote - Villanueva Capote	39.200	12	Villanueva Capote - Villanueva Capote	32.555	4	12	Villanueva Capote - Villanueva Capote	1:56.494	1:56.878	4	
5	19	Adrian Martin Abraldes	45.249	28	Pedro David Moya Rodriguez	39.823	19	Adrian Martin Abraldes	32.830	5	19	Adrian Martin Abraldes	1:57.909	1:58.310	5	
6	28	Pedro David Moya Rodriguez	45.665	19	Adrian Martin Abraldes	39.830	28	Pedro David Moya Rodriguez	32.954	6	28	Pedro David Moya Rodriguez	1:58.442	1:58.891	6	
7	42	Jesús Diaz Villarroel	45.720	42	Jesús Diaz Villarroel	39.922	42	Jesús Diaz Villarroel	33.307	7	42	Jesús Diaz Villarroel	1:58.949	1:59.133	7	
8	14	Jonathan Arrien Asla	45.871	14	Jonathan Arrien Asla	40.038	14	Jonathan Arrien Asla	33.448	8	14	Jonathan Arrien Asla	1:59.357	1:59.926	8	
9	16	Eduardo Alonso De Pablo	46.694	16	Eduardo Alonso De Pablo	40.754	1	Victor López Martinez	33.821	9	16	Eduardo Alonso De Pablo	2:01.886	2:02.723	10	
10	3	Jorge Tello Villa	46.888	1	Victor López Martinez	41.159	16	Eduardo Alonso De Pablo	34.438	10	1	Victor López Martinez	2:02.052	2:02.301	9	
11	1	Victor López Martinez	47.072	3	Jorge Tello Villa	41.667	2	José M. Serrano Gutierrez	34.458	11	3	Jorge Tello Villa	2:03.165	2:03.610	11	
12	2	José M. Serrano Gutierrez	47.251	2	José M. Serrano Gutierrez	41.845	11	Gómez Perales - José Rios Gullon	34.467	12	2	José M. Serrano Gutierrez	2:03.554	2:03.862	12	
13	15	Guillermo Del Moral Martínez	47.652	15	Guillermo Del Moral Martínez	41.898	3	Jorge Tello Villa	34.610	13	15	Guillermo Del Moral Martínez	2:04.445	2:04.748	13	
14	11	Gómez Perales - José Rios Gullon	47.791	11	Gómez Perales - José Rios Gullon	42.195	15	Guillermo Del Moral Martínez	34.895	14	11	Gómez Perales - José Rios Gullon	2:04.453	2:05.533	14	
15	25	Juan Fco. Sanchez	48.975	25	Juan Fco. Sanchez	44.229	17	Ricardo Jimenez Mend	35.929	15	25	Juan Fco. Sanchez	2:09.761	2:10.160	16	
16	17	Ricardo Jimenez Mend	49.499	17	Ricardo Jimenez Mend	44.488	10	Teresa Gonzalez Holgado	36.200	16	17	Ricardo Jimenez Mend	2:09.916	2:09.916	15	
17	10	Teresa Gonzalez Holgado	51.327	10	Teresa Gonzalez Holgado	45.085	25	Juan Fco. Sanchez	36.557	17	10	Teresa Gonzalez Holgado	2:12.612	2:12.638	17	
18	47	Alberto Gonzalez Chec	51.823	26	Fco. Manuel Puertas	47.126	26	Fco. Manuel Puertas	38.003	18	26	Fco. Manuel Puertas	2:16.977	2:17.059	18	
19	26	Fco. Manuel Puertas	51.848	47	Alberto Gonzalez Chec	47.344	65	Ruben Gonzalez Chec	38.036	19	47	Alberto Gonzalez Chec	2:17.234	2:17.593	19	
20	65	Ruben Gonzalez Chec	51.982	65	Ruben Gonzalez Chec	47.670	47	Alberto Gonzalez Chec	38.067	20	65	Ruben Gonzalez Chec	2:17.688	2:17.773	20	
21	22	Gabriel O. Alonso Savarino	52.605	38	Mihai Smetanca	47.937	38	Mihai Smetanca	38.589	21	38	Mihai Smetanca	2:19.221	2:19.221	21	
22	38	Mihai Smetanca	52.695	22	Gabriel O. Alonso Savarino	48.114	22	Gabriel O. Alonso Savarino	38.753	22	22	Gabriel O. Alonso Savarino	2:19.472	2:19.570	22	
23	7	Guillermo Velasco Ortega	54.374	7	Guillermo Velasco Ortega	49.142	7	Guillermo Velasco Ortega	39.115	23	7	Guillermo Velasco Ortega	2:22.631	2:22.631	23	
24	18	Eugenio Garcia Valentin	54.785	18	Eugenio Garcia Valentin	49.523	18	Eugenio Garcia Valentin	39.435	24	18	Eugenio Garcia Valentin	2:23.743	2:23.880	24	



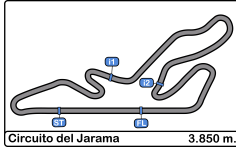
**Circuito del Jarama**

**División 1**

**2ª Carrera**

**Secuencia Lider**

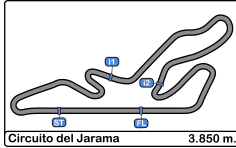
<u>Nº</u>	<u>Concursante</u>	<u>Piloto 1</u>	<u>Piloto 2</u>	<u>Vehiculo</u>	<u>Cat</u>	<u>Vta. Inicio</u>	<u>Vta. Fin</u>	<u>Vtas</u>	<u>Total Vtas.</u>
21	ESCUDERIA GREDOS	Javier Moreno Garcia		PEUGEOT 205	3	1	11	11	11



**Circuito del Jarama**  
**División 1**  
**2ª Carrera**  
**5 Mejores Tiempos**

Cl	Nº	Concursante	Piloto 1	Piloto 2	Vehiculo	Cat	Cl	Mejor 1		Mejor 2		Mejor 3		Mejor 4		Mejor 5	
								Tiempo	Vta	Tiempo	Vta	Tiempo	Vta	Tiempo	Vta	Tiempo	Vta
1	21	ESCUADERIA GREDOS	Javier Moreno Garcia		PEUGEOT 205	3	1	1:53.084	3	1:54.056	5	1:54.443	1	1:55.224	4	1:55.276	8
2	6	SMC Junior Motorsport	Fernando Navarrete Perdices		BMW E36 325i	EN-3	1	1:55.681	2	1:55.916	5	1:56.056	4	1:56.345	3	1:57.132	10
3	9	EFICAR TEAM	Santiago Castilla Salinero		HYUNDAI GETZ 1.5 CRDi	3	2	1:55.718	4	1:55.852	3	1:56.046	2	1:56.574	5	1:56.988	9
4	12	JOSE G. VILLANUEVA RUIZ	Alvaro Villanueva Capote	<u>Diego Villanueva Capote</u>	BMW E36 325i	EN-3	2	1:56.878	1	1:57.074	9	1:57.915	4	1:58.460	3	1:58.723	10
5	19	CLUB JARAMA SPORT	Adrian Martin Abrales		HYUNDAI GETZ 1.5 CRDi	3	3	1:58.310	2	1:58.894	3	1:59.258	4	1:59.875	1	2:00.366	10
6	28	VSR Motorsport	Pedro David Moya Rodríguez		BMW E36 325i	EN-3	3	1:58.891	4	1:59.683	11	1:59.696	3	2:00.175	10	2:00.897	5
7	42	ESCUADERIA MADRID	Jesús Díaz Villarroel		PORSCHE Boxter 2.5	EN-3	4	1:59.133	3	1:59.922	5	1:59.976	2	2:00.115	11	2:00.256	4
8	14	ANDRÉS SÁNCHEZ PÉREZ	Jonathan Arrien Asla		HONDA CIVIC	EN-1	1	1:59.926	5	2:00.102	11	2:00.126	10	2:00.454	2	2:00.637	3
9	1	PCR SPORT CLUB ESPORTIU	Victor López Martínez		HYUNDAI GETZ 1.5 CRDi	3	4	2:02.301	3	2:03.300	2	2:04.727	4	2:06.479	5	2:06.499	11
10	16	R A C E	Eduardo Alonso De Pablo		BMW E36 325i	EN-3	5	2:02.723	5	2:02.925	3	2:02.948	9	2:03.018	8	2:03.063	10
11	3	C.D.E. ULTIMA VUELTA	Jorge Tello Villa		MAZDA MX5 1.8	EN-2	1	2:03.610	8	2:04.152	2	2:04.869	3	2:04.870	4	2:04.964	5
12	2	C.D.E. ULTIMA VUELTA	José M. Serrano Gutierrez		Volkswagen Golf GTI	EN-2	2	2:03.862	2	2:04.626	4	2:04.651	3	2:08.562	1		
13	15	GUILLERMO DEL MORAL	Guillermo Del Moral Martínez		HYUNDAI ACCENT	3	5	2:04.748	3	2:04.963	11	2:05.220	4	2:05.278	10	2:05.475	8
14	11	ESCUADERIA TEAM LEMANS	Miguel Gómez Perales	<u>Juan José Rios Gullon</u>	NISSAN PRIMERA	EN-2	3	2:05.533	2	2:05.565	8	2:05.700	3	2:05.762	4	2:07.555	5
15	17	C.D.E. ULTIMA VUELTA	Ricardo Jimenez Mendez		CITROEN SAXO VTS	1	1	2:09.916	4	2:11.308	3	2:11.830	2	2:18.112	1	2:25.010	5
16	25	JUAN FCO. SANCHEZ JIMENEZ	Juan Fco. Sanchez Jimenez		HYUNDAI ACCENT	3	6	2:10.160	4	2:10.242	3	2:11.389	11	2:11.809	8	2:11.832	10
17	10	R A C E	Teresa Gonzalez Holgado		CITROEN AX GT	3	7	2:12.638	4	2:13.110	9	2:13.991	3	2:14.487	8	2:17.239	2
18	26		Fco. Manuel Puertas Pérez		TOYOTA AYGO	CK	1	2:17.059	4	2:17.466	3	2:17.932	8	2:18.000	9	2:18.074	2
19	47	C.D.E. ULTIMA VUELTA	Alberto Gonzalez Checa		TOYOTA AYGO	CK	2	2:17.593	3	2:17.622	2	2:17.899	10	2:17.953	4	2:18.667	9
20	65	C.D.E. ULTIMA VUELTA	Ruben Gonzalez Checa		TOYOTA AYGO	CK	3	2:17.773	4	2:18.063	3	2:18.473	9	2:18.779	10	2:19.328	2
21	38	ESCUADERIA CENTRO	Mihai Smetanca		TOYOTA AYGO	CK	4	2:19.221	2	2:19.554	3	2:20.026	8	2:20.187	4	2:20.544	9
22	22	AS PONTES MOTORSPORT	Gabriel O. Alonso Savarino		TOYOTA AYGO	CK	5	2:19.570	4	2:19.675	3	2:20.540	9	2:20.979	2	2:21.478	10
23	7	A.E.C.D.	Guillermo Velasco Ortega		DATSUN 1200	EN-1	2	2:22.631	10	2:24.054	9	2:25.315	4	2:25.748	3	2:26.542	8
24	18	C.D.E. ULTIMA VUELTA	Eugenio Garcia Valentin		TOYOTA AYGO	CK	6	2:23.880	10	2:24.913	8	2:25.427	3	2:25.631	9	2:25.838	4





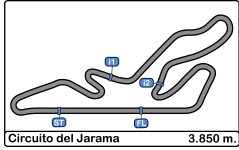
## Circuito del Jarama

### División 1

### 2ª Carrera

### 5 Mejores Velocidades

Cl	Nº	Concursante	Piloto 1	Piloto 2	Vehiculo	Cat	Cl	Top 1		Top 2		Top 3		Top 4		Top 5		Avg
								Km/h	Vta.	Km/h	Vta.	Km/h	Lap	Km/h	Lap	Km/h	Lap	
1	6	SMC Junior Motorsport	Fernando Navarrete Perdices		BMW E36 325i	EN-3	1	200.7	5	200.0	4	198.8	6	198.1	10	197.0	2	198.9
2	42	ESCUADERIA MADRID	Jesús Diaz Villarroel		PORSCHE Boxter 2.5	EN-3	2	193.8	10	192.5	2	190.8	11	188.4	3	188.4	5	190.8
3	16	R A C E	Eduardo Alonso De Pablo		BMW E36 325i	EN-3	3	193.2	10	192.8	2	191.8	5	189.8	4	189.8	9	191.5
4	12	JOSE G. VILLANUEVA RUIZ	Alvaro Villanueva Capote	<u>Diego Villanueva Capote</u>	BMW E36 325i	EN-3	4	192.8	9	192.5	4	192.5	5	189.1	7	185.5	3	190.5
5	28	VSR Motorsport	Pedro David Moya Rodriguez		BMW E36 325i	EN-3	5	191.8	11	184.3	9	183.9	2	183.3	10	178.8	5	184.4
6	14	ANDRÉS SÁNCHEZ PÉREZ	Jonathan Arrien Asla		HONDA CIVIC	EN-1	1	190.4	10	190.1	2	189.1	9	189.1	11	188.1	4	189.4
7	21	ESCUADERIA GREDOS	Javier Moreno Garcia		PEUGEOT 205	3	1	190.1	4	189.8	2	189.8	3	186.5	5	185.2	9	188.3
8	9	EFICAR TEAM	Santiago Castilla Salinero		HYUNDAI GETZ 1.5 CRDi	3	2	187.8	11	187.5	2	186.5	6	186.2	10	185.8	4	186.7
9	19	CLUB JARAMA SPORT	Adrian Martin Abrales		HYUNDAI GETZ 1.5 CRDi	3	3	185.8	3	184.6	4	183.0	2	182.7	10	182.1	11	183.6
10	2	C.D.E. ULTIMA VUELTA	José M. Serrano Gutierrez		Volkswagen Golf GTI	EN-2	1	184.9	3	183.9	2	182.4	4	139.1	5	115.7	1	161.2
11	11	ESCUADERIA TEAM LEMANS	Miguel Gómez Perales	<u>Juan José Rios Gullon</u>	NISSAN PRIMERA	EN-2	2	181.8	2	172.2	8	172.2	9	166.6	4	165.6	5	171.7
12	1	PCR SPORT CLUB ESPORTIU	Victor López Martinez		HYUNDAI GETZ 1.5 CRDi	3	4	181.5	4	176.4	2	173.3	3	169.5	9	169.0	10	173.9
13	15	GUILLERMO DEL MORAL	Guillermo Del Moral Martínez		HYUNDAI ACCENT	3	5	178.2	8	176.4	2	175.8	3	175.3	4	173.3	11	175.8
14	3	C.D.E. ULTIMA VUELTA	Jorge Tello Villa		MAZDA MX5 1.8	EN-2	3	171.7	8	170.6	2	168.7	11	168.4	3	167.9	9	169.5
15	17	C.D.E. ULTIMA VUELTA	Ricardo Jimenez Mendez		CITROEN SAXO VTS	1	1	169.5	3	168.2	2	167.7	4	163.8	5	146.1	8	163.0
16	25	JUAN FCO. SANCHEZ JIMENEZ	Juan Fco. Sanchez Jimenez		HYUNDAI ACCENT	3	6	167.9	2	167.9	3	167.9	4	167.4	10	166.4	5	167.5
17	26		Fco. Manuel Puertas Pérez		TOYOTA AYGO	CK	1	155.1	2	153.1	9	152.9	3	151.4	4	151.4	5	152.8
18	65	C.D.E. ULTIMA VUELTA	Ruben Gonzalez Checa		TOYOTA AYGO	CK	2	154.5	2	153.1	3	152.1	4	151.8	8	151.0	5	152.5
19	10	R A C E	Teresa Gonzalez Holgado		CITROEN AX GT	3	7	153.8	2	150.6	4	149.3	9	147.7	5	147.5	3	149.8
20	47	C.D.E. ULTIMA VUELTA	Alberto Gonzalez Checa		TOYOTA AYGO	CK	3	153.1	2	152.7	10	152.5	3	151.0	4	150.4	9	151.9
21	38	ESCUADERIA CENTRO	Mihai Smetanca		TOYOTA AYGO	CK	4	152.3	2	148.1	3	147.3	8	147.1	4	146.1	7	148.2
22	22	AS PONTES MOTORSPORT	Gabriel O. Alonso Savarino		TOYOTA AYGO	CK	5	150.2	2	150.0	3	148.9	4	148.9	7	148.7	5	149.3
23	7	A.E.C.D.	Guillermo Velasco Ortega		DATSUN 1200	EN-1	2	143.4	2	142.6	7	141.9	3	141.3	4	141.3	5	142.1



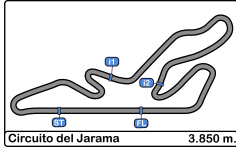
**Circuito del Jarama**

**División 1**

**2ª Carrera**

**Secuencia Vueltas Rapidas**

<u>Vta</u>	<u>Hora Día</u>	<u>Tiempo Sesión</u>	<u>Nº</u>	<u>Concursante</u>	<u>Piloto 1</u>	<u>Piloto 2</u>	<u>Vehiculo</u>	<u>Cat</u>	<u>Tiempo</u>	<u>Km/h</u>
3	16:15:51.910	5:42.910	21	ESCUDERIA GREDOS	Javier Moreno Garcia		PEUGEOT 205	3	<b>1:53.084</b>	122.5



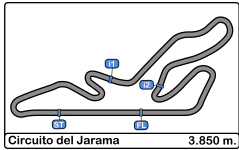
## Circuito del Jarama

### División 1

### 2ª Carrera

### Mejor Maxima Velocidad del Evento

Cls	Nº	Concursante	Piloto 1	Piloto 2	Vehiculo	Cat	Km/h	Sesión
1	6	SMC Junior Motorsport	Fernando Navarrete		BMW E36 325i	EN-3	205.7	1ª Carrera
2	12	JOSE G. VILLANUEVA RUIZ	Alvaro Villanueva Capote	Diego Villanueva Capote	BMW E36 325i	EN-3	201.1	1ª Carrera
3	42	ESCUDERIA MADRID HISTORICO	Jesús Diaz Villarroel		PORSCHE Boxter 2.5	EN-3	196.0	1ª Carrera
4	14	ANDRÉS SÁNCHEZ PÉREZ	Jonathan Arrien Asla		HONDA CIVIC	EN-1	194.9	1ª Carrera
5	21	ESCUDERIA GREDOS	Javier Moreno Garcia		PEUGEOT 205	3	194.2	Entrenamiento cronometrado
6	16	R A C E	Eduardo Alonso De Pablo		BMW E36 325i	EN-3	193.2	2ª Carrera
7	28	VSR Motorsport	Pedro David Moya		BMW E36 325i	EN-3	191.8	2ª Carrera
8	2	C.D.E. ULTIMA VUELTA	José M. Serrano Gutierrez		Volkswagen Golf GTI	EN-2	189.4	1ª Carrera
9	9	EFICAR TEAM	Santiago Castilla Salinero		HYUNDAI GETZ 1.5 CRDi	3	189.1	1ª Carrera
10	19	CLUB JARAMA SPORT	Adrian Martin Abraldes		HYUNDAI GETZ 1.5 CRDi	3	187.1	Entrenamiento cronometrado
11	1	PCR SPORT CLUB	Victor López Martinez		HYUNDAI GETZ 1.5 CRDi	3	183.9	1ª Carrera
12	11	ESCUDERIA TEAM LEMANS	Miguel Gómez Perales	Juan José Rios Gullon	NISSAN PRIMERA	EN-2	181.8	2ª Carrera
13	15	GUILLERMO DEL MORAL	Guillermo Del Moral		HYUNDAI ACCENT	3	178.2	1ª Carrera
14	3	C.D.E. ULTIMA VUELTA	Jorge Tello Villa		MAZDA MX5 1.8	EN-2	176.7	1ª Carrera
15	17	C.D.E. ULTIMA VUELTA	Ricardo Jimenez Mendez		CITROEN SAXO VTS	1	172.2	1ª Carrera
16	25	JUAN FCO. SANCHEZ	Juan Fco. Sanchez		HYUNDAI ACCENT	3	171.1	1ª Carrera
17	10	R A C E	Teresa Gonzalez Holgado		CITROEN AX GT	3	166.1	1ª Carrera
18	26		Fco. Manuel Puertas Pérez		TOYOTA AYGO	CK	156.2	1ª Carrera
19	47	C.D.E. ULTIMA VUELTA	Alberto Gonzalez Checa		TOYOTA AYGO	CK	155.8	1ª Carrera
20	22	AS PONTES MOTORSPORT	Gabriel O. Alonso Savarino		TOYOTA AYGO	CK	155.1	1ª Carrera
21	65	C.D.E. ULTIMA VUELTA	Ruben Gonzalez Checa		TOYOTA AYGO	CK	154.5	2ª Carrera
22	38	ESCUDERIA CENTRO	Mihai Smetanca		TOYOTA AYGO	CK	153.4	1ª Carrera
23	7	A.E.C.D.	Guillermo Velasco Ortega		DATSUN 1200	EN-1	147.9	1ª Carrera



**Circuito del Jarama**

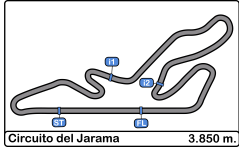
**División 1**

**2ª Carrera**

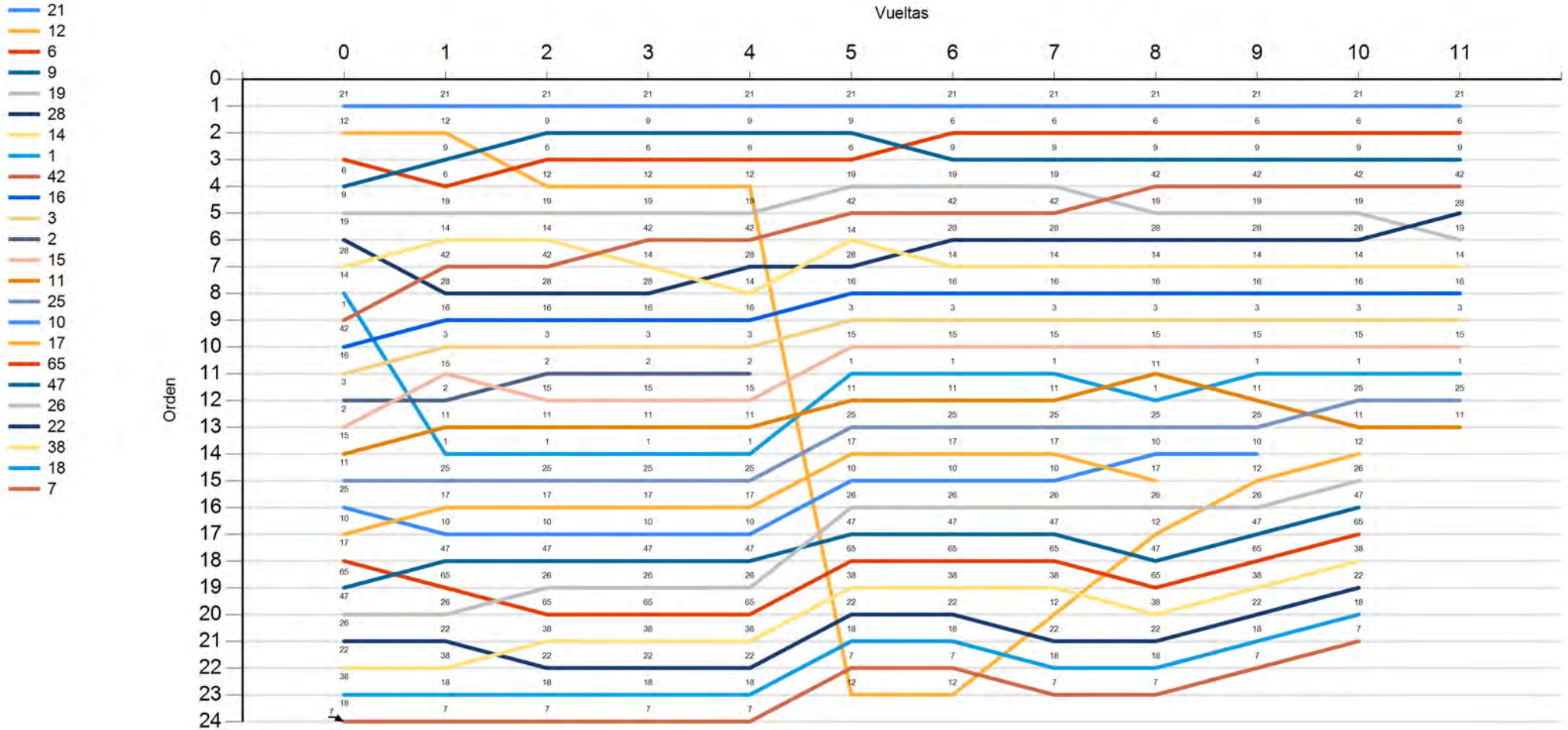
**Cuentavueltas**

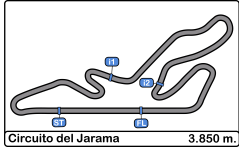
**VTA**

Nr	Po	Grid	1	2	3	4	5	6	7	8	9	10	11
21	1	21	21	21	21	21	21	21	21	21	21	21	21
12	2	12	12	9	9	9	9	6	6	6	6	6	6
6	3	6	9	6	6	6	6	9	9	9	9	9	9
9	4	9	6	12	12	12	19	19	19	42	42	42	42
19	5	19	19	19	19	19	42	42	42	19	19	19	28
28	6	28	14	14	42	42	14	28	28	28	28	28	19
14	7	14	42	42	14	28	28	14	14	14	14	14	14
1	8	1	28	28	28	14	16	16	16	16	16	16	16
42	9	42	16	16	16	16	3	3	3	3	3	3	3
16	10	16	3	3	3	3	15	15	15	15	15	15	15
3	11	3	15	2	2	2	1	1	1	11	1	1	1
2	12	2	2	15	15	15	11	11	11	1	11	25	25
15	13	15	11	11	11	11	25	25	25	25	25	11	11
11	14	11	1	1	1	1	17	17	17	10	10	12	
25	15	25	25	25	25	25	10	10	10	17	12	26	
10	16	10	17	17	17	17	26	26	26	26	26	47	
17	17	17	10	10	10	10	47	47	47	12	47	65	
65	18	65	47	47	47	47	65	65	65	47	65	38	
47	19	47	65	26	26	26	38	38	38	65	38	22	
26	20	26	26	65	65	65	22	22	12	38	22	18	
22	21	22	22	38	38	38	18	18	22	22	18	7	
38	22	38	38	22	22	22	7	7	18	18	7		
18	23	18	18	18	18	18	12	12	7	7			
7	24	7	7	7	7	7							



**Circuito del Jarama**  
**División 1**  
**2ª Carrera**  
**Cuentavueltas Gráfico**





Circuito del Jarama

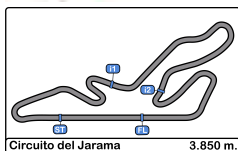
División 1

2ª Carrera

Tiempos Parada en Pit

<u>Nº</u>	<u>Tiempo Día</u>	<u>Concursante</u>	<u>Piloto 1</u>	<u>Piloto 2</u>	<u>Vehiculo</u>	<u>Cat</u>	<u>Tiempo Entrada</u>	<u>Nº Parada</u>	<u>Tiempo Pit</u>	<u>Handicap</u>	<u>Penalización</u>
-----------	-------------------	--------------------	-----------------	-----------------	-----------------	------------	-----------------------	------------------	-------------------	-----------------	---------------------





**Circuito del Jarama**  
**División 1**  
**2ª Carrera**  
**Resultados Finales**

Circuito del Jarama 3.850 m.

Cls	Nº	Piloto	Concursante	Vehiculo	Cat	Cl	N.V.	Tiempo	Dif 1º	Dif Ant.	Km/h	V.R.	Tiempo	Km/h
1	6	Fernando Navarrete Perdices	SMC Junior Motorsport	BMW E36 325i	EN-	1	11	<b>24:44.387</b>			102.7	2	1:55.681	119.8
2	9	Santiago Castilla Salinero	EFICAR TEAM	HYUNDAI GETZ 1.5 CRDi	3	1	11	<b>24:44.991</b>	0.604	0.604	102.6	4	1:55.718	119.7
3	42	Jesús Díaz Villarroel	ESCUDERIA MADRID	PORSCHE Boxter 2.5	EN-	2	11	<b>25:06.415</b>	22.028	21.424	101.2	3	1:59.133	116.3
4	28	Pedro David Moya Rodriguez	VSR Motorsport	BMW E36 325i	EN-	3	11	<b>25:06.533</b>	22.146	0.118	101.1	4	1:58.891	116.5
5	19	Adrian Martin Abrales	CLUB JARAMA SPO	HYUNDAI GETZ 1.5 CRDi	3	2	11	<b>25:07.039</b>	22.652	0.506	101.1	2	1:58.310	117.1
6	14	Jonathan Arrien Asla	ANDRÉS SÁNCHEZ PÉREZ	HONDA CIVIC	EN-	1	11	<b>25:08.006</b>	23.619	0.967	101.1	5	1:59.926	115.5
7	16	Eduardo Alonso De Pablo	R A C E	BMW E36 325i	EN-	4	11	<b>25:17.884</b>	33.497	9.878	100.4	5	2:02.723	112.9
8	3	Jorge Tello Villa	C.D.E. ULTIMA VUELTA	MAZDA MX5 1.8	EN-	1	11	<b>25:26.788</b>	42.401	8.904	99.8	8	2:03.610	112.1
9	15	Guillermo Del Moral Martínez	GUILLERMO DEL MORAL MARTINEZ	HYUNDAI ACCENT	3	3	11	<b>25:28.572</b>	44.185	1.784	99.7	3	2:04.748	111.1
10	25	Juan Fco. Sanchez Jimenez	JUAN FCO. SANCHEZ	HYUNDAI ACCENT	3	4	11	<b>25:59.584</b>	1:15.197	31.012	97.7	4	2:10.160	106.4
11	1	Victor López Martínez	PCR SPORT CLUB	HYUNDAI GETZ 1.5 CRDi	3	5	11	<b>26:06.893</b>	1:22.506	7.309	97.3	3	2:02.301	113.3
12	11	Gómez Perales - José Rios Gullon	ESCUDERIA TEAM LEMANS	NISSAN PRIMERA	EN-	2	11	<b>26:13.202</b>	1:28.815	6.309	96.9	2	2:05.533	110.4
13	47	Alberto Gonzalez Checa	C.D.E. ULTIMA VUELTA	TOYOTA AYGO	CK	1	10	<b>25:54.242</b>	1 Vta	1 Vta	89.1	3	2:17.593	100.7
14	65	Ruben Gonzalez Checa	C.D.E. ULTIMA VUELTA	TOYOTA AYGO	CK	2	10	<b>25:58.312</b>	1 Vta	4.070	88.9	4	2:17.773	100.6
15	38	Mihai Smetanca	ESCUDERIA CENTR	TOYOTA AYGO	CK	3	10	<b>26:14.318</b>	1 Vta	16.006	88.0	2	2:19.221	99.5
16	26	Fco. Manuel Puertas Pérez		TOYOTA AYGO	CK	4	10	<b>26:17.385</b>	1 Vta	3.067	87.8	4	2:17.059	101.1
17	22	Gabriel O. Alonso Savarino	AS PONTES MOTORSPORT	TOYOTA AYGO	CK	5	10	<b>26:20.820</b>	1 Vta	3.435	87.6	4	2:19.570	99.3
18	18	Eugenio Garcia Valentin	C.D.E. ULTIMA VUELTA	TOYOTA AYGO	CK	6	10	<b>26:41.795</b>	1 Vta	20.975	86.5	10	2:23.880	96.3
19	7	Guillermo Velasco Ortega	A.E.C.D.	DATSUN 1200	EN-	2	10	<b>26:42.496</b>	1 Vta	0.701	86.4	10	2:22.631	97.1
20	10	Teresa Gonzalez Holgado	R A C E	CITROEN AX GT	3	6	9	<b>21:45.862</b>	2 Vtas	1 Vta	95.5	4	2:12.638	104.4

**No clasificados: (Requerimiento: 75% del numero de vueltas del lider = 9 Vueltas)**

17	Ricardo Jimenez Mendez	C.D.E. ULTIMA VUELTA	CITROEN SAXO VT	1	1	8	<b>20:18.218</b>	3 Vtas	1 Vta	91.0	4	2:09.916	106.6
2	José M. Serrano Gutierrez	C.D.E. ULTIMA VUELTA	Volkswagen Golf GTI	EN-	3	4	<b>8:21.701</b>	7 Vtas	4 Vtas	110.5	2	2:03.862	111.8

**Excluidos:**

12	Villanueva Capote - Villanueva Canote	JOSE G. VILLANUEVA RUIZ	BMW E36 325i	EN-										
21	Javier Moreno Garcia	ESCUDERIA GRED	PEUGEOT 205	3										

**Vta. rápida de Fernando Navarrete Perdices en 1:55.681 a 119.8 Km/h en la vuelta 2**

**\* PENALIZACIONES**

Descalificado el dorsal 12 en virtud del Art. 18,19 de las PCCCCTCE 2021

Desclasificado el dorsal 21 en virtud del articulo 25 del Reglamento tecnico CRT 2021

Penalizado con 25 seg. el dorsal 1 en virtud del Art. 16 del Reg. General CRT 2021

Penalizado con 25 seg. el dorsal 26 en virtud del Art. 16 del Reg. General CRT 2021

Publicada a las :.....

<b>Comisarios Deportivos:</b>	<b>Director de Carrera:</b>	<b>Cronometrador:</b> 
-------------------------------	-----------------------------	---------------------------