VI UV Endurance RACE Jarama

Circuito del Jarama

13 de marzo de 2021

Results booklet

Provided by Cronococa S.L.
www.cronococa.com

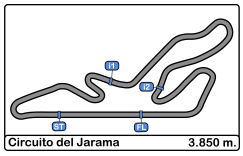

Circuito del Jarama
VI UV Endurance RACE Jarama
Entrenamiento No cronometrado
Provisional Results

Clas	Nº	Equipo	Vehiculo	Cat	Clas	TMA	EBC	N.V.	V.R.	Tiempo	Dif 1º	Dif Ant.	Km/h
1	**24**	VSR MTORSPORT	BMW 325i E36	3	1			38	**12**	**1:53.194**			122.4
2	**19**	RACING TO ENJOY	BMW E36 325i	3	2			36	**3**	**1:54.235**	1.041	1.041	121.3
3	**21**	BOYACA VSR	BMW 320i E36	3	3			37	**21**	**1:55.594**	2.400	1.359	119.9
4	**16**	RRO RACING VSR	BMW 325I e36	3	4			31	**30**	**1:57.497**	4.303	1.903	117.9
5	**26**	PIKANTO RACING	Seat Toledo	2	1			42	**25**	**1:58.411**	5.217	0.914	117.0
6	**34**	RRB COMPETICION	Renault Clio	2	2			14	**4**	**1:59.654**	6.460	1.243	115.8
7	**14**	OLIMPIA RACING	VW Golf MK2	2	3			20	**16**	**1:59.906**	6.712	0.252	115.5
8	**1**	ASAP RACING	Honda Civic EG5	1	1			29	**17**	**2:00.061**	6.867	0.155	115.4
9	**4**	4 TEAM	BMW Compact	2	4			17	**8**	**2:00.133**	6.939	0.072	115.3
10	**32**	PUNTAL PRODUCTIONS	BMW 325i E36	3	5			21	**2**	**2:00.486**	7.292	0.353	115.0
11	**27**	RG MOTORSPORT	VW Golf MK2	2	5			36	**12**	**2:00.755**	7.561	0.269	114.7
12	**31**	EB RACING	BMW 325i E36	3	6			29	**28**	**2:01.543**	8.349	0.788	114.0
13	**9**	JDM MOTOR 1	BMW E30 325i	3	7			25	**5**	**2:01.600**	8.406	0.057	113.9
14	**2**	BMOVIE	BMW E36 320i	2	6			34	**33**	**2:01.759**	8.565	0.159	113.8
15	**8**	HLT MK3	VW Golf MK3	2	7			28	**17**	**2:02.239**	9.045	0.480	113.3
16	**29**	ALPHA RACING	BMW Compact	2	8			45	**43**	**2:02.524**	9.330	0.285	113.1
17	**12**	M.BOSS RACING	VW Golf MK3	2	9			27	**20**	**2:03.406**	10.212	0.882	112.3
18	**5**	DE DIEGO MOTORSPORT	Citroen Saxo	SAXO	1			33	**12**	**2:04.582**	11.388	1.176	111.2
19	**17**	SAOCA SPORT	HONDA Civic	1	2			20	**13**	**2:04.944**	11.750	0.362	110.9
20	**10**	FANSI GARAJE 49	BMW 318ti	2	10			46	**33**	**2:04.957**	11.763	0.013	110.9
21	**3**	ANGALI RACING OURENSE	BMW E36 320i	2	11			23	**6**	**2:05.558**	12.364	0.601	110.3
22	**6**	CHAMAQUITOS	Honda Civic EG4	1	3			6	**5**	**2:06.479**	13.285	0.921	109.5
23	**7**	NATARA SPORT	Honda Civic	1	4			33	**12**	**2:06.995**	13.801	0.516	109.1
24	**20**	CLASICOS REDAN	BMW 325i E30	3	8			42	**8**	**2:07.181**	13.987	0.186	108.9
25	**30**	PLIPETTI'S RACING TEAM	VW Golf GTI	2	12			43	**40**	**2:07.433**	14.239	0.252	108.7
26	**46**	UV-SAYAGO	Citroen Saxo	SAXO	2			37	**19**	**2:08.159**	14.965	0.726	108.1
27	**11**	M&M RACING TEAM	BMW E30 325i	3	9			8	**7**	**2:09.628**	16.434	1.469	106.9
28	**28**	EMAN EGURRE RACING TEAM	BMW E36 325i	3	10			26	**25**	**2:10.879**	17.685	1.251	105.8
29	**22**	ABOGADO AMIGO TEAM	Citroen Saxo	SAXO	3			27	**19**	**2:11.528**	18.334	0.649	105.3
30	**33**	AMAZON SPORT 1	VW Golf MK3	2	13			15	**10**	**2:12.074**	18.880	0.546	104.9
31	**25**	POLESTAR TEAM	Volvo 850	3	11			32	**27**	**2:12.494**	19.300	0.420	104.6
32	**40**	UV-TEC	Citroen Saxo	SAXO	4			42	**13**	**2:14.663**	21.469	2.169	102.9
33	**18**	SAAB ENDURANCE RACING SOCIETY	SAAB	2	14			5	**2**	**2:26.468**	33.274	11.805	94.6

Publicada a las :.....

Comisarios Deportivos:	**Director de Carrera:**	**Cronometrador:**

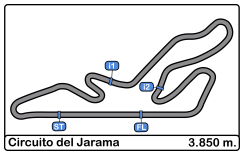

Circuito del Jarama
VI UV Endurance RACE Jarama
Entrenamiento No cronometrado
Provisional Results by Class

Clas	Nº	Equipo	Vehiculo	Cat	Clas	TMA	EBC	N.V.	V.R.	Tiempo	Dif 1º	Dif Ant.	Km/h
		1											
1	**1**	ASAP RACING	Honda Civic EG5	1	1			29	**17**	**2:00.061**			115.4
2	**17**	SAOCA SPORT	HONDA Civic	1	2			20	**13**	**2:04.944**	4.883	4.883	110.9
3	**6**	CHAMAQUITOS	Honda Civic EG4	1	3			6	**5**	**2:06.479**	6.418	1.535	109.5
4	**7**	NATARA SPORT	Honda Civic	1	4			33	**12**	**2:06.995**	6.934	0.516	109.1
		2											
1	**26**	PIKANTO RACING	Seat Toledo	2	1			42	**25**	**1:58.411**			117.0
2	**34**	RRB COMPETICION	Renault Clio	2	2			14	**4**	**1:59.654**	1.243	1.243	115.8
3	**14**	OLIMPIA RACING	VW Golf MK2	2	3			20	**16**	**1:59.906**	1.495	0.252	115.5
4	**4**	4 TEAM	BMW Compact	2	4			17	**8**	**2:00.133**	1.722	0.227	115.3
5	**27**	RG MOTORSPORT	VW Golf MK2	2	5			36	**12**	**2:00.755**	2.344	0.622	114.7
6	**2**	BMOVIE	BMW E36 320i	2	6			34	**33**	**2:01.759**	3.348	1.004	113.8
7	**8**	HLT MK3	VW Golf MK3	2	7			28	**17**	**2:02.239**	3.828	0.480	113.3
8	**29**	ALPHA RACING	BMW Compact	2	8			45	**43**	**2:02.524**	4.113	0.285	113.1
9	**12**	M.BOSS RACING	VW Golf MK3	2	9			27	**20**	**2:03.406**	4.995	0.882	112.3
10	**10**	FANSI GARAJE 49	BMW 318ti	2	10			47	**33**	**2:04.957**	6.546	1.551	110.9
11	**3**	ANGALI RACING	BMW E36 320i	2	11			23	**6**	**2:05.558**	7.147	0.601	110.3
12	**30**	PLIPETTI'S RACING TEAM	VW Golf GTI	2	12			43	**40**	**2:07.433**	9.022	1.875	108.7
13	**33**	AMAZON SPORT 1	VW Golf MK3	2	13			15	**10**	**2:12.074**	13.663	4.641	104.9
14	**18**	SAAB ENDURANCE	SAAB	2	14			5	**2**	**2:26.468**	28.057	14.394	94.6
		3											
1	**24**	VSR MTORSPORT	BMW 325i E36	3	1			38	**12**	**1:53.194**			122.4
2	**19**	RACING TO ENJOY	BMW E36 325i	3	2			36	**3**	**1:54.235**	1.041	1.041	121.3
3	**21**	BOYACA VSR	BMW 320i E36	3	3			37	**21**	**1:55.594**	2.400	1.359	119.9
4	**16**	RRO RACING VSR	BMW 325I e36	3	4			31	**30**	**1:57.497**	4.303	1.903	117.9
5	**32**	PUNTAL PRODUCTIONS	BMW 325i E36	3	5			21	**2**	**2:00.486**	7.292	2.989	115.0
6	**31**	EB RACING	BMW 325i E36	3	6			29	**28**	**2:01.543**	8.349	1.057	114.0
7	**9**	JDM MOTOR 1	BMW E30 325i	3	7			25	**5**	**2:01.600**	8.406	0.057	113.9
8	**20**	CLASICOS REDAN	BMW 325i E30	3	8			42	**8**	**2:07.181**	13.987	5.581	108.9
9	**11**	M&M RACING TEAM	BMW E30 325i	3	9			8	**7**	**2:09.628**	16.434	2.447	106.9
10	**28**	EMAN EGURRE RACING	BMW E36 325i	3	10			26	**25**	**2:10.879**	17.685	1.251	105.8
11	**25**	POLESTAR TEAM	Volvo 850	3	11			32	**27**	**2:12.494**	19.300	1.615	104.6
		SAXO											
1	**5**	DE DIEGO MOTORSPORT	Citroen Saxo	SAXO	1			33	**12**	**2:04.582**			111.2
2	**46**	UV-SAYAGO	Citroen Saxo	SAXO	2			37	**19**	**2:08.159**	3.577	3.577	108.1
3	**22**	ABOGADO AMIGO TEAM	Citroen Saxo	SAXO	3			27	**19**	**2:11.528**	6.946	3.369	105.3
4	**40**	UV-TEC	Citroen Saxo	SAXO	4			42	**13**	**2:14.663**	10.081	3.135	102.9

Publicada a las :.....

Comisarios Deportivos:	**Director de Carrera:**	**Cronometrador:**

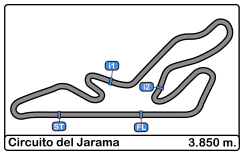

Circuito del Jarama
VI UV Endurance RACE Jarama
Entrenamiento No cronometrado
Lap Analysis

1 ASAP RACING — Honda Civic EG5

1 — ASAP RACING

Vta.	D	Tiempo	Sector 1	Sector 2	Sector 3	V. Max.	Elapsed
1	P	9:22:31.467	9:20:53.107	49.442	48.918	53.9	9:22:31.467
2		3:13.268	1:54.220	43.376	35.672	73.1	9:25:44.735
3		2:16.920	54.616	44.889	37.415	127.8	9:28:01.655
4		2:05.579	48.409	42.403	34.767	162.8	9:30:07.234
5		2:03.781	47.964	41.641	34.176	168.2	9:32:11.015
6		2:02.557	47.157	41.053	34.347	174.7	9:34:13.572
7		2:08.954	47.498	44.924	36.532	169.2	9:36:22.526
8		2:05.644	48.919	42.533	34.192	152.7	9:38:28.170
9		2:00.920	46.563	40.947	33.410	181.5	9:40:29.090
10	P	2:30.751	51.741	47.682	51.328	154.2	9:42:59.841
11		11:05.520	9:33.455	50.616	41.449	62.0	9:54:05.361
12		2:34.101	59.405	56.595	38.101	129.4	9:56:39.462
13		2:06.963	51.504	41.496	33.963	128.8	9:58:46.425
14		2:05.561	47.943	43.870	33.748	180.0	10:00:51.986
15		2:01.262	46.872	40.700	33.690	188.1	10:02:53.248
16		2:00.264	46.416	40.356	33.492	187.1	10:04:53.512
17		2:00.061	46.138	40.195	33.728	189.8	10:06:53.573
18	P	2:27.399	48.326	45.418	53.655	187.5	10:09:20.972
19		4:40.276	3:17.025	45.759	37.492	77.2	10:14:01.248
20		2:09.322	50.762	42.922	35.638	148.5	10:16:10.570
21		2:07.835	50.465	42.186	35.184	158.1	10:18:18.405
22		2:07.256	49.847	42.796	34.613	167.7	10:20:25.661
23		2:06.159	49.797	42.240	34.122	167.4	10:22:31.820
24		2:03.389	47.326	42.048	34.015	174.7	10:24:35.209
25		2:03.844	47.980	41.943	33.921	169.5	10:26:39.053
26		2:03.105	47.239	41.709	34.157	184.3	10:28:42.158
27		2:02.712	47.391	41.223	34.098	175.8	10:30:44.870
28		2:02.193	47.205	41.011	33.977	175.3	10:32:47.063
29	P	2:14.150	47.445	42.034	44.671	179.4	10:35:01.213

2 BMOVIE — BMW E36 320i

2 — BMOVIE

Vta.	D	Tiempo	Sector 1	Sector 2	Sector 3	V. Max.	Elapsed
1		9:18:58.098	9:17:28.845	51.461	37.792	58.0	9:18:58.098
2		2:12.437	51.848	44.056	36.533	152.7	9:21:10.535
3		2:10.010	50.729	43.535	35.746	159.5	9:23:20.545
4		2:08.180	49.235	43.124	35.821	154.2	9:25:28.725
5		2:08.087	49.770	42.485	35.832	160.4	9:27:36.812
6		2:08.250	49.369	43.409	35.472	167.1	9:29:45.062
7		2:07.812	49.190	42.942	35.680	162.4	9:31:52.874
8		2:07.621	48.639	43.358	35.624	162.8	9:34:00.495
9		2:06.933	48.636	42.942	35.355	171.9	9:36:07.428
10		2:06.503	48.699	42.204	35.600	167.7	9:38:13.931
11		2:07.713	49.058	42.541	36.114	167.4	9:40:21.644
12		2:07.331	48.920	42.661	35.750	167.7	9:42:28.975
13		2:06.875	48.554	42.570	35.751	164.3	9:44:35.850
14		2:06.204	48.236	41.998	35.970	160.7	9:46:42.054
15	P	2:13.887	48.673	42.177	43.037	165.6	9:48:55.941
16		4:02.813	2:46.013	42.177	34.623	87.0	9:52:58.754
17		2:03.753	47.468	41.791	34.494	167.9	9:55:02.507
18		2:04.557	47.916	42.085	34.556	166.4	9:57:07.064
19		2:03.190	47.204	41.374	34.612	169.5	9:59:10.254
20		2:04.040	47.489	41.854	34.697	166.4	10:01:14.294
21		2:03.393	47.540	41.265	34.588	166.4	10:03:17.687
22		2:02.957	47.407	41.003	34.547	166.6	10:05:20.644
23		2:03.090	47.299	41.031	34.760	165.1	10:07:23.734
24	P	2:13.056	47.314	41.957	43.785	168.7	10:09:36.790
25		2:57.385	1:40.663	41.090	35.632	97.5	10:12:34.175
26		2:03.079	47.371	41.243	34.465	167.1	10:14:37.254
27		2:02.432	47.268	40.950	34.214	168.4	10:16:39.686
28		2:01.916	47.021	40.923	33.972	168.7	10:18:41.602
29	P	2:10.246	47.322	41.019	41.905	166.9	10:20:51.848
30		6:09.122	4:52.550	41.634	34.938	68.3	10:27:00.970
31		2:04.088	47.690	41.888	34.510	165.8	10:29:05.058
32		2:03.570	46.991	41.498	35.081	166.6	10:31:08.628
33		2:01.759	46.948	40.687	34.124	169.5	10:33:10.387
34	P	2:10.829	46.604	40.902	43.323	170.0	10:35:21.216

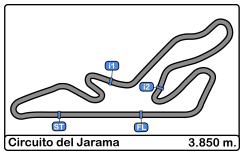

Circuito del Jarama
VI UV Endurance RACE Jarama
Entrenamiento No cronometrado
Lap Analysis

3 ANGALI RACING OURENSE — BMW E36 320i

2 — ANGALI RACING OURENSE

Vta.	D	Tiempo	Sector 1	Sector 2	Sector 3	V. Max.	Elapsed
1		9:08:57.041	9:07:32.979	46.893	37.169	78.4	9:08:57.041
2		2:10.386	49.750	44.579	36.057	162.1	9:11:07.427
3		2:08.365	48.654	44.299	35.412	167.1	9:13:15.792
4		2:06.802	48.438	43.060	35.304	167.4	9:15:22.594
5		2:07.120	48.551	43.325	35.244	167.7	9:17:29.714
6		2:05.558	47.701	42.881	34.976	168.4	9:19:35.272
7		2:06.001	47.736	42.758	35.507	169.0	9:21:41.273
8		2:06.173	48.029	42.786	35.358	169.2	9:23:47.446
9		2:08.196	47.970	44.180	36.046	170.3	9:25:55.642
10		2:19.721	P 51.682	44.557	43.482	160.2	9:28:15.363
11		52:37.561	51:12.342	46.276	38.943	64.9	10:20:52.924
12		2:11.678	50.880	44.186	36.612	163.1	10:23:04.602
13		2:10.998	50.641	44.048	36.309	167.4	10:25:15.600
14		2:09.348	49.853	43.809	35.686	167.4	10:27:24.948
15		2:08.902	48.928	44.387	35.587	167.7	10:29:33.850
16		2:19.861	P 48.816	43.812	47.233	166.9	10:31:53.711
17		7:57.206	6:15.543	57.868	43.795	58.1	10:39:50.917
18		2:26.621	56.536	49.552	40.533	136.8	10:42:17.538
19		2:23.179	54.570	49.433	39.176	153.6	10:44:40.717
20		2:33.762	P 52.873	49.468	51.421	156.5	10:47:14.479
21		8:39.249	7:16.485	45.742	37.022	69.7	10:55:53.728
22		2:09.489	49.174	43.730	36.585	160.0	10:58:03.217
23		2:21.884	P 48.296	43.514	50.074	165.6	11:00:25.101

4 4 TEAM — BMW Compact

2 — 4 TEAM

Vta.	D	Tiempo	Sector 1	Sector 2	Sector 3	V. Max.	Elapsed
1		9:14:24.255	9:13:03.064	44.493	36.698	85.7	9:14:24.255
2		2:03.731	48.386	40.930	34.415	171.7	9:16:27.986
3		2:10.870	P 46.235	41.629	43.006	188.1	9:18:38.856
4		6:06.125	4:51.303	40.726	34.096	93.0	9:24:44.981
5		2:01.757	46.449	41.273	34.035	185.5	9:26:46.738
6		2:00.813	46.215	40.331	34.267	182.1	9:28:47.551
7		2:00.173	46.215	40.068	33.890	183.6	9:30:47.724
8		2:00.133	46.097	40.430	33.606	183.6	9:32:47.857
9		5:31.403	P 46.251	40.734	4:04.418	186.5	9:38:19.260
10		15:38.288	14:20.297	42.956	35.035	79.8	9:53:57.548
11		2:04.742	47.739	41.702	35.301	178.8	9:56:02.290
12		2:04.701	47.468	42.482	34.751	183.3	9:58:06.991
13		2:03.580	47.709	41.179	34.692	176.4	10:00:10.571
14		2:05.179	47.291	41.486	36.402	181.5	10:02:15.750
15		2:03.734	47.239	42.069	34.426	184.6	10:04:19.484
16		2:02.655	47.188	41.170	34.297	182.4	10:06:22.139
17		2:02.943	47.293	41.022	34.628	184.3	10:08:25.082
18			47.043	41.431		184.3	

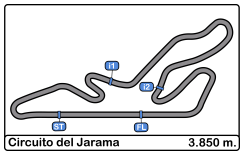

Circuito del Jarama
VI UV Endurance RACE Jarama
Entrenamiento No cronometrado
Lap Analysis

5 DE DIEGO MOTORSPORT — Citroen Saxo

SAXO — DE DIEGO MOTORSPORT

Vta.	D	Tiempo	Sector 1	Sector 2	Sector 3	V. Max.	Elapsed
1		9:06:25.166	9:04:52.500	52.391	40.275	74.2	9:06:25.166
2		2:22.574	54.373	47.880	40.321	148.9	9:08:47.740
3		2:19.611	54.889	46.881	37.841	129.9	9:11:07.351
4		2:17.718	52.660	46.755	38.303	151.6	9:13:25.069
5		2:26.032	52.614	48.456	44.962	154.0	9:15:51.101
6		5:36.911	4:11.020	43.779	42.112	76.5	9:21:28.012
7		3:09.965	1:44.818	42.896	42.251	92.7	9:24:37.977
8		3:21.817	1:53.995	43.407	44.415	80.4	9:27:59.794
9		5:18.894	4:00.935	42.703	35.256	75.5	9:33:18.688
10		2:05.797	48.034	42.515	35.248	175.0	9:35:24.485
11		2:04.821	47.615	42.299	34.907	174.1	9:37:29.306
12		2:04.582	47.381	42.291	34.910	174.7	9:39:33.888
13		2:12.854	47.692	43.809	41.353	175.3	9:41:46.742
14		5:20.924	4:01.218	43.708	35.998	76.7	9:47:07.666
15		2:07.247	48.905	42.667	35.675	172.2	9:49:14.913
16		2:05.905	48.028	42.595	35.282	173.3	9:51:20.818
17		2:06.923	48.452	42.965	35.506	174.4	9:53:27.741
18		2:07.462	48.734	42.715	36.013	170.6	9:55:35.203
19		2:08.943	51.058	42.649	35.236	152.1	9:57:44.146
20		2:06.149	48.562	42.305	35.282	174.1	9:59:50.295
21		2:05.268	47.887	42.340	35.041	175.0	10:01:55.563
22		2:17.322	49.526	43.682	44.114	174.4	10:04:12.885
23		9:53.470	8:33.069	44.228	36.173	89.8	10:14:06.355
24		2:07.684	48.999	43.161	35.524	173.0	10:16:14.039
25		2:08.045	49.342	43.382	35.321	173.9	10:18:22.084
26		2:08.223	49.812	42.868	35.543	175.0	10:20:30.307
27		2:05.963	47.869	42.746	35.348	175.6	10:22:36.270
28		2:06.392	48.408	42.597	35.387	174.7	10:24:42.662
29		2:05.826	47.777	42.271	35.778	175.3	10:26:48.488
30		2:12.204	47.974	42.629	41.601	173.0	10:29:00.692
31		5:32.369	4:11.477	44.795	36.097	90.5	10:34:33.061
32		2:13.037	48.225	46.515	38.297	173.3	10:36:46.098
33		2:38.201	56.371	51.942	49.888	127.2	10:39:24.299

6 CHAMAQUITOS — Honda Civic EG4

1 — CHAMAQUITOS

Vta.	D	Tiempo	Sector 1	Sector 2	Sector 3	V. Max.	Elapsed
1		9:07:26.102	9:05:46.847	55.744	43.511	74.8	9:07:26.102
2		2:24.235	54.908	49.227	40.100	131.3	9:09:50.337
3		2:09.896	49.849	44.278	35.769	158.1	9:12:00.233
4		2:08.076	48.546	44.116	35.414	166.6	9:14:08.309
5		2:06.479	48.712	42.752	35.015	170.8	9:16:14.788
6		2:12.543	49.601	45.194	37.748	171.4	9:18:27.331
7			47.669			162.6	

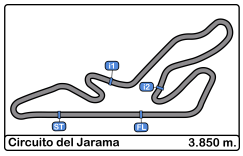

Circuito del Jarama
VI UV Endurance RACE Jarama
Entrenamiento No cronometrado
Lap Analysis

7 NATARA SPORT — Honda Civic

1 — NATARA SPORT

Vta.	D	Tiempo	Sector 1	Sector 2	Sector 3	V. Max.	Elapsed
1		9:22:29.167	9:20:59.588	50.268	39.311	69.5	9:22:29.167
2		2:13.144	51.413	44.856	36.875	166.1	9:24:42.311
3		2:10.176	50.735	43.646	35.795	173.3	9:26:52.487
4		2:08.908	50.704	42.579	35.625	164.8	9:29:01.395
5		2:57.844	58.965	57.182	1:01.697	148.7	9:31:59.239
6		10:51.226	9:28.712	45.141	37.373	79.8	9:42:50.465
7		2:11.241	49.920	44.522	36.799	169.8	9:45:01.706
8		2:07.960	49.380	42.663	35.917	173.9	9:47:09.666
9		2:07.541	48.545	43.169	35.827	180.3	9:49:17.207
10		2:07.022	48.397	42.493	36.132	179.7	9:51:24.229
11		2:09.841	49.268	43.482	37.091	180.0	9:53:34.070
12		2:06.995	48.797	43.021	35.177	172.5	9:55:41.065
13		2:09.770	51.213	42.549	36.008	182.1	9:57:50.835
14		2:10.306	50.574	43.358	36.374	176.1	10:00:01.141
15		2:07.245	48.464	42.758	36.023	178.8	10:02:08.386
16		3:02.712	57.939	1:05.911	58.862	169.2	10:05:11.098
17		11:45.831	10:22.780	45.632	37.419	72.4	10:16:56.929
18		2:11.585	50.753	44.094	36.738	169.0	10:19:08.514
19		2:08.623	49.628	42.998	35.997	174.7	10:21:17.137
20		2:08.709	49.422	43.074	36.213	176.1	10:23:25.846
21		2:07.349	49.017	42.683	35.649	176.4	10:25:33.195
22		2:07.562	49.044	42.702	35.816	177.9	10:27:40.757
23		2:07.733	48.760	42.855	36.118	179.1	10:29:48.490
24		2:07.513	49.005	42.522	35.986	177.9	10:31:56.003
25		2:25.558	51.121	44.201	50.236	154.7	10:34:21.561
26		13:12.068	11:49.727	45.577	36.764	74.4	10:47:33.629
27		2:09.894	49.646	44.143	36.105	173.0	10:49:43.523
28		2:12.147	50.753	44.264	37.130	174.1	10:51:55.670
29		2:10.935	50.246	44.038	36.651	173.6	10:54:06.605
30		2:09.071	49.140	43.558	36.373	177.9	10:56:15.676
31		2:09.773	49.031	44.120	36.622	176.1	10:58:25.449
32		2:09.420	49.368	43.479	36.573	175.6	11:00:34.869
33		2:48.716	57.229	55.477	56.010		11:03:23.585

8 HLT MK3 — VW Golf MK3

2 — HLT MK3

Vta.	D	Tiempo	Sector 1	Sector 2	Sector 3	V. Max.	Elapsed
1		9:03:22.340	9:01:55.363	47.216	39.761	80.1	9:03:22.340
2		2:10.183	50.699	43.143	36.341	143.4	9:05:32.523
3		2:21.561	48.888	42.440	50.233	170.6	9:07:54.084
4		22:11.452	20:47.728	46.449	37.275	54.9	9:30:05.536
5		2:12.858	49.013	45.440	38.405	158.8	9:32:18.394
6		2:07.219	47.983	43.338	35.898	167.9	9:34:25.613
7		2:05.901	47.945	42.589	35.367	173.0	9:36:31.514
8		2:16.681	48.347	41.573	46.761	166.6	9:38:48.195
9		7:35.405	6:17.358	42.959	35.088	76.2	9:46:23.600
10		2:04.566	47.817	41.594	35.155	179.7	9:48:28.166
11		2:03.750	47.115	41.153	35.482	181.5	9:50:31.916
12		2:02.862	46.961	41.132	34.769	181.8	9:52:34.778
13		2:23.115	49.234	45.092	48.789	178.2	9:54:57.893
14		8:03.084	6:45.098	41.860	36.126	89.7	10:03:00.977
15		2:04.136	46.710	42.254	35.172	177.6	10:05:05.113
16		2:02.605	46.792	41.344	34.469	178.5	10:07:07.718
17		2:02.239	46.923	41.124	34.192	177.9	10:09:09.957
18		2:07.139	47.098	45.661	34.380	176.1	10:11:17.096
19		2:02.538	47.258	41.005	34.275	174.4	10:13:19.634
20		2:23.605	50.834	44.994	47.777	175.3	10:15:43.239
21		11:31.489	10:15.105	41.490	34.894	79.6	10:27:14.728
22		2:04.475	47.587	41.940	34.948	164.3	10:29:19.203
23		2:05.511	47.328	42.186	35.997	177.3	10:31:24.714
24		2:02.361	47.167	40.670	34.524	173.0	10:33:27.075
25		2:02.917	47.625	40.525	34.767	170.8	10:35:29.992
26		2:02.346	46.888	40.877	34.581	175.8	10:37:32.338
27		2:07.551	46.757	43.118	37.676	176.1	10:39:39.889
28		2:26.730	49.927	49.613	47.190	147.5	10:42:06.619

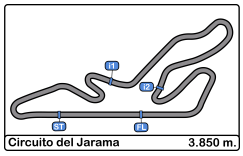

Circuito del Jarama
VI UV Endurance RACE Jarama
Entrenamiento No cronometrado
Lap Analysis

9 JDM MOTOR 1 — BMW E30 325i
3 — JDM MOTOR 1

Vta.	D	Tiempo	Sector 1	Sector 2	Sector 3	V. Max.	Elapsed
1		9:14:54.373	9:13:17.119	52.154	45.100	73.7	9:14:54.373
2		2:22.311	1:01.331	44.891	36.089	140.0	9:17:16.684
3		2:02.908	47.823	40.386	34.699	170.6	9:19:19.592
4		2:02.461	47.325	40.634	34.502	177.0	9:21:22.053
5		2:01.600	46.930	40.374	34.296	177.6	9:23:23.653
6		2:43.905	57.262	56.120	50.523	176.4	9:26:07.558
7		18:17.853	16:55.365	46.858	35.630	63.0	9:44:25.411
8		2:07.098	48.957	43.031	35.110	163.3	9:46:32.509
9		2:04.665	47.822	42.214	34.629	179.1	9:48:37.174
10		2:07.518	47.940	41.996	37.582	172.8	9:50:44.692
11		2:04.559	47.801	42.236	34.522	181.8	9:52:49.251
12		2:05.367	48.196	41.906	35.265	170.0	9:54:54.618
13		2:32.370	49.633	47.426	55.311	167.4	9:57:26.988
14		6:09.458	4:46.653	45.957	36.848	51.8	10:03:36.446
15		2:09.225	49.685	42.818	36.722	162.8	10:05:45.671
16		2:12.365	49.389	47.250	35.726	173.0	10:07:58.036
17		2:35.443	52.161	48.852	54.430	161.6	10:10:33.479
18		14:47.833	13:25.081	45.344	37.408	56.7	10:25:21.312
19		2:06.306	49.115	41.873	35.318	180.3	10:27:27.618
20		2:04.219	47.550	41.437	35.232	180.9	10:29:31.837
21		2:03.487	47.805	40.913	34.769	173.0	10:31:35.324
22		2:05.362	47.610	42.272	35.480	187.8	10:33:40.686
23		2:05.599	48.492	41.725	35.382	175.8	10:35:46.285
24		2:06.033	48.353	42.367	35.313	169.2	10:37:52.318
25		2:26.838	48.642	47.823	50.373	174.4	10:40:19.156

10 FANSI GARAJE 49 — BMW 318ti
2 — FANSI GARAJE 49

Vta.	D	Tiempo	Sector 1	Sector 2	Sector 3	V. Max.	Elapsed
1		9:10:26.287	9:08:48.207	55.669	42.411	55.1	9:10:26.287
2		2:22.833	57.611	46.283	38.939	93.9	9:12:49.120
3		2:14.903	52.612	46.088	36.203	161.1	9:15:04.023
4		2:08.942	49.736	43.895	35.311	176.4	9:17:12.965
5		2:09.256	49.050	44.051	36.155	179.7	9:19:22.221
6		2:09.578	48.940	44.898	35.740	181.8	9:21:31.799
7		2:10.128	49.411	44.631	36.086	185.5	9:23:41.927
8		2:06.684	48.376	43.022	35.286	179.4	9:25:48.611
9		2:18.698	49.263	42.725	46.710	175.3	9:28:07.309
10		7:35.057	6:13.743	45.272	36.042	78.7	9:35:42.366
11		2:07.964	48.708	43.280	35.976	180.0	9:37:50.330
12		2:07.769	49.523	42.619	35.627	171.4	9:39:58.099
13		2:08.386	48.166	42.823	37.397	183.3	9:42:06.485
14		2:08.648	49.459	43.357	35.832	178.5	9:44:15.133
15		2:10.545	49.817	44.839	35.889	168.4	9:46:25.678
16		2:09.582	48.710	43.275	37.597	170.8	9:48:35.260
17		2:18.151	53.622	44.663	39.866	132.1	9:50:53.411
18		2:13.046	54.453	42.916	35.677	127.0	9:53:06.457
19		2:08.763	48.805	44.026	35.932	170.0	9:55:15.220
20		2:06.324	48.091	42.819	35.414	169.8	9:57:21.544
21		2:05.977	47.820	42.545	35.612	174.1	9:59:27.521
22		2:09.475	50.636	42.848	35.991	182.7	10:01:36.996
23		2:33.770	52.445	51.641	49.684	163.8	10:04:10.766
24		6:15.090	4:55.603	43.203	36.284	70.6	10:10:25.856
25		2:20.684	51.010	48.862	40.812	179.4	10:12:46.540
26		2:13.072	53.613	43.429	36.030	160.2	10:14:59.612
27		2:11.669	49.615	44.110	37.944	180.0	10:17:11.281
28		2:10.416	50.469	44.072	35.875	174.4	10:19:21.697
29		2:06.583	48.313	42.760	35.510	181.8	10:21:28.280
30		2:05.972	47.843	42.726	35.403	182.4	10:23:34.252
31		2:05.380	47.917	42.407	35.056	183.6	10:25:39.632
32		2:06.169	47.689	42.046	36.434	183.9	10:27:45.801
33		2:04.957	47.745	42.004	35.208	182.1	10:29:50.758
34		2:06.118	47.646	42.137	36.335	184.6	10:31:56.876
35		2:31.814	48.724	49.120	53.970	173.6	10:34:28.690
36		6:17.532	4:55.125	45.674	36.733	67.2	10:40:46.222
37		2:11.290	50.916	44.605	35.769	174.4	10:42:57.512
38		2:07.853	48.375	43.700	35.778	182.7	10:45:05.365
39		2:08.892	49.116	43.946	35.830	181.8	10:47:14.257
40		2:07.707	48.120	44.113	35.474	182.4	10:49:21.964
41		2:07.090	48.372	43.279	35.439	184.6	10:51:29.054
42		2:07.860	48.467	43.361	36.032	184.6	10:53:36.914
43		2:06.717	48.298	42.957	35.462	183.9	10:55:43.631
44		2:06.663	48.305	43.115	35.243	183.3	10:57:50.294
45		2:06.003	47.751	42.904	35.348	186.2	10:59:56.297
46		2:06.382	48.052	43.173	35.157	184.9	11:02:02.679
47		2:18.531	47.962	42.366	48.203		11:04:21.210

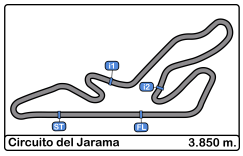

Circuito del Jarama
VI UV Endurance RACE Jarama
Entrenamiento No cronometrado
Lap Analysis

11 M&M RACING TEAM — BMW E30 325i

3 — M&M RACING TEAM

Vta.	D	Tiempo	Sector 1	Sector 2	Sector 3	V. Max.	Elapsed
1		9:11:36.637	9:10:08.333	49.870	38.434	64.4	9:11:36.637
2		2:18.367	55.856	46.292	36.219	136.1	9:13:55.004
3		2:11.557	50.400	46.156	35.001	167.4	9:16:06.561
4		2:10.686	50.329	43.481	36.876	171.4	9:18:17.247
5		2:36.049	51.398	48.836	55.815	155.1	9:20:53.296
6		14:01.741	12:43.174	43.286	35.281	72.0	9:34:55.037
7		2:09.628	49.492	44.008	36.128	141.7	9:37:04.665
8	P	2:14.228	50.672	40.143	43.413	143.2	9:39:18.893

12 M.BOSS RACING — VW Golf MK3

2 — M.BOSS RACING

Vta.	D	Tiempo	Sector 1	Sector 2	Sector 3	V. Max.	Elapsed
1		9:24:50.635	9:22:58.994	1:02.835	48.806	81.0	9:24:50.635
2		2:30.411	1:01.718	50.364	38.329	102.8	9:27:21.046
3		2:09.285	49.535	43.699	36.051	152.1	9:29:30.331
4		2:11.928	48.974	42.987	39.967	158.5	9:31:42.259
5	P	2:21.702	49.405	43.521	48.776	164.1	9:34:03.961
6		13:43.872	11:32.990	1:32.030	38.852	90.3	9:47:47.833
7	P	3:06.972	48.257	49.964	1:28.751	167.9	9:50:54.805
8	P	9:21.550	5:48.127	43.577	2:49.846	93.3	10:00:16.355
9		2:49.086	1:23.860	41.868	43.358	89.7	10:03:05.441
10		2:04.566	47.828	41.865	34.873	170.0	10:05:10.007
11		2:05.791	48.650	42.224	34.917	167.7	10:07:15.798
12		2:04.340	47.911	41.776	34.653	174.4	10:09:20.138
13		2:05.518	48.319	42.505	34.694	180.0	10:11:25.656
14		2:04.634	48.038	42.042	34.554	165.8	10:13:30.290
15	P	2:15.882	48.874	43.477	43.531	177.6	10:15:46.172
16		6:56.950	5:39.250	43.310	34.390	81.8	10:22:43.122
17		2:03.735	47.794	41.566	34.375	175.6	10:24:46.857
18		2:03.634	47.365	41.640	34.629	173.0	10:26:50.491
19		2:03.926	47.109	42.249	34.568	184.6	10:28:54.417
20		2:03.406	47.435	41.559	34.412	183.3	10:30:57.823
21	P	2:13.958	47.706	41.642	44.610	177.0	10:33:11.781
22		8:59.380	7:34.234	47.773	37.373	88.0	10:42:11.161
23		2:16.791	52.954	45.960	37.877	144.1	10:44:27.952
24		2:17.603	52.485	47.970	37.148	169.2	10:46:45.555
25		2:13.628	52.048	45.079	36.501	157.8	10:48:59.183
26		2:15.466	52.808	45.022	37.636	158.1	10:51:14.649
27	P	5:58.724	50.788	44.108	4:23.828	160.0	10:57:13.373

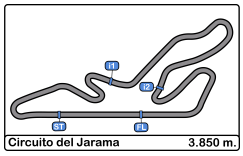

Circuito del Jarama
VI UV Endurance RACE Jarama
Entrenamiento No cronometrado
Lap Analysis

14 OLIMPIA RACING — VW Golf MK2

2 — OLIMPIA RACING

Vta.	D	Tiempo	Sector 1	Sector 2	Sector 3	V. Max.	Elapsed
1		9:27:39.044	9:26:07.412	53.001	38.631	63.9	9:27:39.044
2		2:18.598	52.996	47.296	38.306	123.8	9:29:57.642
3		2:14.898	53.406	44.837	36.655	136.7	9:32:12.540
4		2:09.349	51.375	43.045	34.929	146.9	9:34:21.889
5		2:10.769	50.112	45.457	35.200	175.3	9:36:32.658
6		2:19.348	48.611	44.191	46.546	160.2	9:38:52.006
7		5:34.153	4:14.218	44.465	35.470	84.5	9:44:26.159
8		2:08.297	48.600	44.708	34.989	170.0	9:46:34.456
9		2:04.084	47.793	41.780	34.511	177.6	9:48:38.540
10		2:07.917	48.183	42.183	37.551	160.0	9:50:46.457
11		2:03.596	47.467	41.836	34.293	179.1	9:52:50.053
12		2:21.498	50.895	43.543	47.060	155.3	9:55:11.551
13		6:07.943	4:49.265	43.447	35.231	88.7	10:01:19.494
14		2:06.236	48.953	42.663	34.620	169.8	10:03:25.730
15		2:01.607	47.176	40.723	33.708	179.4	10:05:27.337
16		1:59.906	45.944	40.307	33.655	191.1	10:07:27.243
17		2:22.836	49.968	45.808	47.060	187.5	10:09:50.079
18		4:44.760	3:23.349	45.016	36.395	70.5	10:14:34.839
19		2:08.596	49.520	43.965	35.111	173.3	10:16:43.435
20		2:23.009	47.991	48.176	46.842	182.4	10:19:06.444

16 RRO RACING VSR — BMW 325I e36

3 — RRO RACING VSR

Vta.	D	Tiempo	Sector 1	Sector 2	Sector 3	V. Max.	Elapsed
1		9:11:59.598	9:10:38.755	44.441	36.402	85.3	9:11:59.598
2		2:03.118	47.164	42.221	33.733	168.7	9:14:02.716
3		2:00.724	45.861		2:34.457		9:16:03.440
4		1:58.378	45.759	39.885	32.734	192.1	9:18:01.818
5		1:58.439	45.693	39.788	32.958		9:20:00.257
6		1:58.865	45.275	39.630	33.960	190.1	9:21:59.122
7		1:58.555	45.262	39.874	33.419	188.8	9:23:57.677
8		2:02.017	46.341	40.866	34.810	190.1	9:25:59.694
9		1:59.485	45.646	40.296	33.543	182.4	9:27:59.179
10		1:59.414	45.684	40.670	33.060		9:29:58.593
11		1:58.043	44.875	40.043	33.125	183.3	9:31:56.636
12		1:58.961	45.319	40.369	33.273	196.3	9:33:55.597
13		1:58.686	45.169	40.105	33.412		9:35:54.283
14		1:58.111	45.501	39.460	33.150		9:37:52.394
15		1:57.506	44.740	39.528	33.238	193.2	9:39:49.900
16		1:58.563	45.331	39.838	33.394		9:41:48.463
17		1:58.099	44.989	39.734	33.376		9:43:46.562
18		1:57.702	45.100	39.127	33.475	192.1	9:45:44.264
19		2:00.464	45.028	41.432	34.004	197.8	9:47:44.728
20		1:58.132	45.111	40.162	32.859	196.3	9:49:42.860
21		2:00.175	46.975	40.003	33.197	183.3	9:51:43.035
22		1:58.596	46.019	39.616	32.961	187.1	9:53:41.631
23		1:59.414	46.484	39.879	33.051	193.8	9:55:41.045
24		2:38.659	54.479	53.050	51.130	176.7	9:58:19.704
25		7:57.938	6:39.551	41.958	36.429	81.5	10:06:17.642
26		2:21.022	53.256	51.340	36.426	153.8	10:08:38.664
27		1:57.871	45.289	39.756	32.826		10:10:36.535
28		2:07.723	45.040	42.954	39.729	185.2	10:12:44.258
29		2:28.076	1:00.110	54.410	33.556	123.5	10:15:12.334
30		1:57.497	44.995	39.632	32.870	191.8	10:17:09.831
31		2:30.494	53.279	51.398	45.817	158.8	10:19:40.325

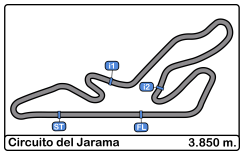

Circuito del Jarama
VI UV Endurance RACE Jarama
Entrenamiento No cronometrado
Lap Analysis

17 SAOCA SPORT 1 — HONDA Civic — SAOCA SPORT

Vta.	D	Tiempo	Sector 1	Sector 2	Sector 3	V. Max.	Elapsed
1		9:23:28.570	9:21:55.881	52.411	40.278	80.7	9:23:28.570
2	P	2:35.930	58.326	48.573	49.031	130.9	9:26:04.500
3	P	4:25.467	2:55.480	44.488	45.499	90.4	9:30:29.967
4		20:25.197	19:01.412	46.246	37.539	78.0	9:50:55.164
5	P	2:32.675	55.183	47.193	50.299	119.2	9:53:27.839
6		11:58.846	10:39.689	43.694	35.463	85.6	10:05:26.685
7		2:06.805	49.468	42.402	34.935	160.4	10:07:33.490
8		2:07.341	49.043	42.310	35.988	168.4	10:09:40.831
9	P	2:28.811	52.941	46.404	49.466	150.0	10:12:09.642
10		8:37.196	6:56.621	1:02.440	38.135	70.8	10:20:46.838
11		2:13.361	51.392	46.793	35.176	151.2	10:23:00.199
12		2:07.127	49.408	42.929	34.790	160.2	10:25:07.326
13		2:04.944	48.405	42.246	34.293	172.8	10:27:12.270
14	P	2:43.178	56.353	52.889	53.936	153.4	10:29:55.448
15		4:06.254	2:44.846	44.941	36.467	71.3	10:34:01.702
16		2:06.716	48.824	42.772	35.120	171.7	10:36:08.418
17		2:09.523	48.984	45.000	35.539	167.9	10:38:17.941
18		2:08.327	49.345	43.711	35.271	139.1	10:40:26.268
19		2:05.833	48.392	42.767	34.674	175.6	10:42:32.101
20	P	2:49.655	58.620	54.875	56.160	146.5	10:45:21.756

18 SAAB ENDURANCE RACING SOCIETY 2 — SAAB — SAAB ENDURANCE RACING SOCIETY

Vta.	D	Tiempo	Sector 1	Sector 2	Sector 3	V. Max.	Elapsed
1		9:23:50.497	9:22:07.095	58.320	45.082	67.7	9:23:50.497
2		2:26.468	58.098	48.413	39.957	132.5	9:26:16.965
3	P	2:28.483	52.548	47.429	48.506	148.9	9:28:45.448
4		20:53.938	19:20.652	52.381	40.905	78.8	9:49:39.386
5	P	2:30.462	54.596	47.282	48.584	131.5	9:52:09.848

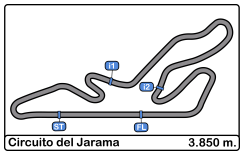

Circuito del Jarama
VI UV Endurance RACE Jarama
Entrenamiento No cronometrado
Lap Analysis

19 RACING TO ENJOY — BMW E36 325i

3 — RACING TO ENJOY

Vta.	D	Tiempo	Sector 1	Sector 2	Sector 3	V. Max.	Elapsed
1		9:06:26.459	9:05:07.296	45.913	33.250	67.4	9:06:26.459
2		1:56.056	45.067	38.732	32.257	183.9	9:08:22.515
3		1:54.235	43.994	38.440	31.801	195.2	9:10:16.750
4		2:28.076	P 53.112	48.015	46.949	152.9	9:12:44.826
5		13:23.661	12:08.729	41.636	33.296	82.5	9:26:08.487
6		2:08.594	P 45.570	39.555	43.469	179.1	9:28:17.081
7		4:30.157	P 2:50.238	49.679	50.240	67.7	9:32:47.238
8		7:56.606	6:43.802	40.050	32.754	73.3	9:40:43.844
9		2:09.469	P 45.241	39.597	44.631	181.5	9:42:53.313
10		11:59.687	10:45.782	40.656	33.249	98.0	9:54:53.000
11		1:57.527	45.551	39.195	32.781	165.1	9:56:50.527
12		1:57.663	44.729	40.522	32.412	177.6	9:58:48.190
13		1:56.494	44.931	38.892	32.671	180.3	10:00:44.684
14		1:56.994	45.558	38.720	32.716	176.7	10:02:41.678
15		1:57.028	44.591	40.019	32.418	180.0	10:04:38.706
16		1:55.233	44.185	38.374	32.674	185.5	10:06:33.939
17		2:25.464	P 50.199	49.303	45.962	169.8	10:08:59.403
18		5:33.107	4:15.599	42.810	34.698	84.2	10:14:32.510
19		1:59.608	46.293	39.811	33.504	169.0	10:16:32.118
20		1:59.596	46.224	39.456	33.916	164.8	10:18:31.714
21		2:01.973	45.465	43.459	33.049	176.4	10:20:33.687
22		2:04.243	44.870	41.653	37.720	183.6	10:22:37.930
23		2:32.899	P 53.760	48.869	50.270	143.2	10:25:10.829
24		5:56.863	4:43.942	39.889	33.032	98.2	10:31:07.692
25		1:57.839	45.095	39.548	33.196	193.5	10:33:05.531
26		1:56.890	45.021	39.062	32.807	191.4	10:35:02.421
27		1:56.745	44.661	38.946	33.138	200.3	10:36:59.166
28		1:56.967	45.168	38.852	32.947	190.1	10:38:56.133
29		2:22.654	P 47.257	47.190	48.207	183.6	10:41:18.787
30		5:03.052	3:50.260	39.558	33.234	82.2	10:46:21.839
31		1:56.188	44.731	38.813	32.644	194.9	10:48:18.027
32		1:55.189	44.045	38.594	32.550	204.1	10:50:13.216
33		1:55.491	44.366	38.554	32.571	201.4	10:52:08.707
34		1:55.879	44.506	38.622	32.751	201.8	10:54:04.586
35		1:54.863	44.092	38.366	32.405	204.1	10:55:59.449
36		2:26.413	P 50.739	48.265	47.409	171.7	10:58:25.862

20 CLASICOS REDAN — BMW 325i E30

3 — CLASICOS REDAN

Vta.	D	Tiempo	Sector 1	Sector 2	Sector 3	V. Max.	Elapsed
1		9:07:59.870	9:06:34.616	46.917	38.337	56.4	9:07:59.870
2		2:14.200	52.252	44.659	37.289	164.1	9:10:14.070
3		2:10.967	50.431	43.832	36.704	175.6	9:12:25.037
4		2:09.405	49.943	43.388	36.074	178.2	9:14:34.442
5		2:09.620	49.824	43.548	36.248	172.5	9:16:44.062
6		2:08.929	49.183	44.442	35.304	179.7	9:18:52.991
7		2:07.797	48.775	43.629	35.393	176.7	9:21:00.788
8		2:07.181	48.918	42.951	35.312	172.5	9:23:07.969
9		2:07.391	48.284	43.029	36.078	169.2	9:25:15.360
10		2:22.602	P 48.459	44.158	49.985	175.8	9:27:37.962
11		4:54.495	3:27.863	48.550	38.082	65.0	9:32:32.457
12		2:21.245	53.518	48.332	39.395	154.9	9:34:53.702
13		2:18.350	53.735	45.998	38.617	144.0	9:37:12.052
14		2:13.511	51.399	45.491	36.621	159.7	9:39:25.563
15		2:13.517	50.798	46.053	36.666	163.6	9:41:39.080
16		2:12.840	50.048	45.801	36.991	157.4	9:43:51.920
17		2:11.154	50.253	44.302	36.599	167.9	9:46:03.074
18		2:10.510	49.981	44.217	36.312	163.1	9:48:13.584
19		2:36.119	P 52.243	46.430	57.446	160.4	9:50:49.703
20		5:17.403	3:44.968	51.434	41.001	64.2	9:56:07.106
21		2:19.424	55.177	46.226	38.021	151.6	9:58:26.530
22		2:16.088	51.876	46.737	37.475	163.6	10:00:42.618
23		2:14.023	52.587	44.159	37.277	163.3	10:02:56.641
24		2:09.539	48.728	43.780	37.031	180.0	10:05:06.180
25		2:10.730	50.560	43.336	36.834	169.8	10:07:16.910
26		2:43.643	P 50.531	53.160	59.952	174.7	10:10:00.553
27		4:55.511	3:34.509	44.774	36.228	61.8	10:14:56.064
28		2:09.356	49.468	43.774	36.114	167.7	10:17:05.420
29		2:08.219	48.976	43.285	35.958	175.0	10:19:13.639
30		2:07.545	48.864	43.157	35.524	176.7	10:21:21.184
31		2:07.830	48.330	43.477	36.023	173.9	10:23:29.014
32		2:07.515	48.737	43.053	35.725	173.0	10:25:36.529
33		2:09.975	48.399	43.413	38.163	172.2	10:27:46.504
34		2:09.398	49.114	43.893	36.391	171.9	10:29:55.902
35		2:09.729	49.191	43.956	36.582	167.9	10:32:05.631
36		2:26.449	P 52.038	47.072	47.339	164.3	10:34:32.080
37		4:45.459	3:22.987	45.528	36.944	48.4	10:39:17.539
38		2:14.077	50.319	46.752	37.006	163.8	10:41:31.616
39		2:24.463	P 49.732	45.811	48.920	166.1	10:43:56.079
40		4:42.246	3:22.645	43.072	36.529	64.2	10:48:38.325
41		2:09.158	49.732	43.573	35.853	176.1	10:50:47.483
42		5:16.427	P 48.693	49.920	3:37.814	177.0	10:56:03.910

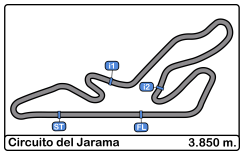

Circuito del Jarama
VI UV Endurance RACE Jarama
Entrenamiento No cronometrado
Lap Analysis

21 BOYACA VSR — BMW 320i E36

3 — BOYACA VSR

Vta.	D	Tiempo	Sector 1	Sector 2	Sector 3	V. Max.	Elapsed
1		9:15:04.700	9:13:45.720	44.910	34.070	74.1	9:15:04.700
2		1:59.808	46.516	40.203	33.089	183.3	9:17:04.508
3		1:57.714	45.258	39.588	32.868	187.8	9:19:02.222
4		1:58.600	45.456	40.048	33.096	185.8	9:21:00.822
5		1:57.336	45.196	39.307	32.833	189.1	9:22:58.158
6		1:58.191	44.881	39.722	33.588	190.8	9:24:56.349
7		1:57.886	45.107	39.555	33.224	185.8	9:26:54.235
8		1:58.527	45.352	39.920	33.255	181.5	9:28:52.762
9		1:57.511	44.846	39.474	33.191	193.5	9:30:50.273
10		1:57.560	45.097	39.419	33.044	192.1	9:32:47.833
11		4:21.572	45.055	39.440	2:57.077	184.9	9:37:09.405
12		11:08.206	9:54.268	41.128	32.810	87.5	9:48:17.611
13		1:58.190	46.209	39.450	32.531	171.4	9:50:15.801
14		1:56.489	44.947	39.169	32.373	177.6	9:52:12.290
15		1:55.889	44.631	38.878	32.380	184.9	9:54:08.179
16		1:56.763	44.884	39.248	32.631	190.4	9:56:04.942
17		1:57.367	45.295	39.046	33.026	178.5	9:58:02.309
18		1:56.952	44.748	39.663	32.541	187.5	9:59:59.261
19		1:58.331	45.600	39.529	33.202	173.9	10:01:57.592
20		1:58.426	45.856	39.567	33.003	169.5	10:03:56.018
21		1:55.594	44.447	38.982	32.165	195.6	10:05:51.612
22		1:56.651	45.644	38.760	32.247	164.3	10:07:48.263
23		3:29.402	44.534	38.977	2:05.891	184.3	10:11:17.665
24		19:11.854	17:56.652	41.598	33.604	77.6	10:30:29.519
25		1:59.517	46.794	39.950	32.773	177.9	10:32:29.036
26		1:57.867	45.104	40.231	32.532	186.2	10:34:26.903
27		1:56.353	44.722	39.161	32.470	197.0	10:36:23.256
28		1:55.795	44.523	38.953	32.319	197.4	10:38:19.051
29		1:56.751	44.822	38.757	33.172	195.6	10:40:15.802
30		2:06.002	46.643	40.476	38.883	196.3	10:42:21.804
31		6:22.725	5:10.730	39.458	32.537	99.0	10:48:44.529
32		1:57.488	44.861	40.026	32.601	198.5	10:50:42.017
33		1:57.005	44.699	39.154	33.152	197.0	10:52:39.022
34		1:56.384	44.735	38.966	32.683	195.2	10:54:35.406
35		1:56.275	44.880	38.838	32.557	198.1	10:56:31.681
36		1:57.304	46.024	38.756	32.524	199.6	10:58:28.985
37		3:06.635	54.873	55.077	1:16.685	198.5	11:01:35.620

22 ABOGADO AMIGO TEAM — Citroen Saxo

SAXO — ABOGADO AMIGO TEAM

Vta.	D	Tiempo	Sector 1	Sector 2	Sector 3	V. Max.	Elapsed
1		9:26:56.859	9:25:23.885	52.339	40.635	70.9	9:26:56.859
2		2:20.143	55.979	46.179	37.985	136.8	9:29:17.002
3		2:29.046	51.903	45.334	51.809	161.6	9:31:46.048
4		2:28.853	52.244	46.193	50.416	155.1	9:34:14.901
5		6:10.144	4:37.586	48.912	43.646	73.7	9:40:25.045
6		2:20.425	54.708	46.475	39.242	150.8	9:42:45.470
7		2:17.531	52.706	45.733	39.092	164.6	9:45:03.001
8		2:17.515	51.636	45.787	40.092	166.4	9:47:20.516
9		2:28.005	51.635	46.895	49.475	164.6	9:49:48.521
10		6:49.240	5:14.394	54.123	40.723	73.6	9:56:37.761
11		2:19.216	53.186	47.495	38.535	147.5	9:58:56.977
12		2:16.035	52.020	45.850	38.165	162.8	10:01:13.012
13		2:17.014	53.132	45.878	38.004	168.2	10:03:30.026
14		2:26.046	51.841	45.069	49.136	165.8	10:05:56.072
15		4:23.296	3:00.168	45.101	38.027	88.7	10:10:19.368
16		2:14.947	53.445	44.476	37.026	164.8	10:12:34.315
17		2:37.096	1:05.238	47.881	43.977	166.4	10:15:11.411
18		24:16.798	22:53.593	45.603	37.602	87.7	10:39:28.209
19		2:11.528	50.687	44.360	36.481	160.7	10:41:39.737
20		2:11.528	50.241	44.428	36.859	161.1	10:43:51.265
21		2:28.719	51.373	51.226	46.120	159.2	10:46:19.984
22		2:58.606	1:23.695	50.320	44.591	89.3	10:49:18.590
23		4:06.365	2:44.510	44.683	37.172	88.8	10:53:24.955
24		2:13.029	50.534	44.835	37.660	167.9	10:55:37.984
25		2:11.686	50.122	43.926	37.638	167.7	10:57:49.670
26		2:12.327	50.469	44.722	37.136	162.4	11:00:01.997
27		2:32.013	51.650	49.879	50.484	164.6	11:02:34.010

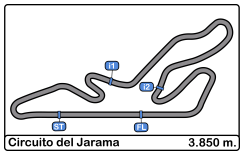

Circuito del Jarama
VI UV Endurance RACE Jarama
Entrenamiento No cronometrado
Lap Analysis

24 VSR MTORSPORT BMW 325i E36

3 VSR MTORSPORT

Vta.	D	Tiempo	Sector 1	Sector 2	Sector 3	V. Max.	Elapsed
1		9:11:12.691	9:09:59.539	40.511	32.641	86.6	9:11:12.691
2		1:53.966	43.816	38.281	31.869	191.4	9:13:06.657
3		1:53.739	43.662	38.208	31.869	194.2	9:15:00.396
4		1:54.192	44.257	38.146	31.789	187.8	9:16:54.588
5		2:10.869	47.563	41.664	41.642	162.6	9:19:05.457
6		6:34.952	5:18.409	42.075	34.468	79.2	9:25:40.409
7		2:10.372	54.021	42.198	34.153	187.5	9:27:50.781
8		2:02.795	47.047	40.862	34.886	178.2	9:29:53.576
9		2:17.614	46.045	45.481	46.088	179.7	9:32:11.190
10		8:54.591	3:11.258	45.326	4:58.007	90.4	9:41:05.781
11		8:35.162	7:24.568	38.640	31.954	90.0	9:49:40.943
12		1:53.194	43.727	37.935	31.532	190.4	9:51:34.137
13		2:04.808	43.770	39.344	41.694	187.5	9:53:38.945
14		6:18.492	5:00.631	43.412	34.449	90.5	9:59:57.437
15		1:59.680	46.956	39.734	32.990	150.0	10:01:57.117
16		1:59.291	45.410	40.016	33.865	164.1	10:03:56.408
17		1:57.173	44.887	39.535	32.751	186.8	10:05:53.581
18		1:56.766	44.862	39.261	32.643	168.7	10:07:50.347
19		1:56.324	44.588	39.149	32.587	179.7	10:09:46.671
20		1:57.687	45.336	39.804	32.547	184.6	10:11:44.358
21		1:57.958	45.361	39.875	32.722	176.7	10:13:42.316
22		2:11.239	45.243	40.650	45.346	176.1	10:15:53.555
23		4:33.846	3:17.685	41.901	34.260	85.8	10:20:27.401
24		1:58.366	45.790	39.445	33.131	179.7	10:22:25.767
25		1:58.317	45.570	39.903	32.844	180.9	10:24:24.084
26		1:57.015	44.912	38.970	33.133	178.5	10:26:21.099
27		1:56.929	45.034	39.140	32.755	183.3	10:28:18.028
28		1:57.018	45.021	39.089	32.908	187.5	10:30:15.046
29		1:57.229	44.933	39.083	33.213	179.7	10:32:12.275
30		2:40.638	53.606	56.075	50.957	162.8	10:34:52.913
31		6:35.005	5:17.504	41.477	36.024	71.8	10:41:27.918
32		1:58.050	45.845	39.485	32.720	171.1	10:43:25.968
33		1:56.826	44.911	39.104	32.811	183.9	10:45:22.794
34		1:57.195	45.389	39.144	32.662	183.0	10:47:19.989
35		1:56.221	44.248	39.558	32.415	186.8	10:49:16.210
36		1:55.385	44.277	38.556	32.552	190.4	10:51:11.595
37		1:55.811	44.247	38.799	32.765	188.4	10:53:07.406
38		6:27.024	44.400	38.464	5:04.160	189.1	10:59:34.430

25 POLESTAR TEAM Volvo 850

3 POLESTAR TEAM

Vta.	D	Tiempo	Sector 1	Sector 2	Sector 3	V. Max.	Elapsed
1		9:17:06.804	9:15:40.242	47.016	39.546	57.8	9:17:06.804
2		2:27.951	54.202	48.101	45.648	149.7	9:19:34.755
3		3:28.811	2:05.646	46.394	36.771	82.5	9:23:03.566
4		2:14.274	51.140	45.685	37.449	165.3	9:25:17.840
5		2:22.740	51.108	45.069	46.563	162.8	9:27:40.580
6		9:52.619	8:23.028	49.881	39.710	68.7	9:37:33.199
7		2:18.852	53.551	46.388	38.913	170.3	9:39:52.051
8		2:15.806	51.450	46.973	37.383	175.0	9:42:07.857
9		2:12.632	51.390	44.373	36.869	168.7	9:44:20.489
10		2:28.850	50.551	44.858	53.441	177.3	9:46:49.339
11		10:15.282	8:46.415	49.350	39.517	64.8	9:57:04.621
12		2:20.119	53.825	47.845	38.449	159.5	9:59:24.740
13		2:19.611	53.109	47.134	39.368	172.2	10:01:44.351
14		2:32.531	54.277	46.341	51.913	152.1	10:04:16.882
15		8:59.334	7:24.603	53.563	41.168	67.7	10:13:16.216
16		2:33.115	1:00.205	52.400	40.510	138.4	10:15:49.331
17		2:24.221	55.073	49.884	39.264	140.8	10:18:13.552
18		2:30.202	1:00.261	50.799	39.142	134.6	10:20:43.754
19		2:24.007	53.393	50.496	40.118	150.0	10:23:07.761
20		2:32.304	55.493	48.487	48.324	145.7	10:25:40.065
21		4:44.489	3:14.260	50.922	39.307	69.7	10:30:24.554
22		2:21.002	54.497	48.082	38.423	144.0	10:32:45.556
23		2:20.752	53.486	47.445	39.821	136.7	10:35:06.308
24		2:30.289	53.954	50.037	46.298	150.6	10:37:36.597
25		8:47.163	7:20.893	47.560	38.710	62.0	10:46:23.760
26		2:15.398	51.565	45.489	38.344	165.1	10:48:39.158
27		2:12.494	51.456	44.376	36.662	171.9	10:50:51.652
28		2:15.806	53.295	44.695	37.816	146.7	10:53:07.458
29		2:15.369	52.244	45.245	37.880	171.1	10:55:22.827
30		2:15.222	52.422	45.264	37.536	167.7	10:57:38.049
31		2:23.265	54.308	49.406	39.551	169.2	11:00:01.314
32		2:37.440	55.351	49.914	52.175	171.1	11:02:38.754

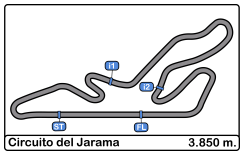

Circuito del Jarama
VI UV Endurance RACE Jarama
Entrenamiento No cronometrado
Lap Analysis

26 PIKANTO RACING — Seat Toledo

2 — PIKANTO RACING

Vta.	D	Tiempo	Sector 1	Sector 2	Sector 3	V. Max.	Elapsed
1		9:04:34.722	9:03:09.177	46.972	38.573	79.5	9:04:34.722
2		2:14.866	55.253	43.877	35.736	114.2	9:06:49.588
3		2:10.472	49.884	43.186	37.402	145.7	9:09:00.060
4		2:24.745	54.918	50.052	39.775	122.1	9:11:24.805
5		2:06.338	48.267	42.407	35.664	172.2	9:13:31.143
6		2:27.200	49.861	46.082	51.257	177.9	9:15:58.343
7		5:21.225	4:02.887	43.361	34.977	80.6	9:21:19.568
8		2:05.275	47.631	41.656	35.988	181.2	9:23:24.843
9		2:04.090	46.732	41.788	35.570	184.9	9:25:28.933
10		2:03.506	46.769	41.498	35.239	190.1	9:27:32.439
11		2:26.498	49.989	50.310	46.199	178.5	9:29:58.937
12		5:07.176	3:50.824	41.783	34.569	81.8	9:35:06.113
13		2:02.953	47.322	41.291	34.340	177.9	9:37:09.066
14		2:02.128	46.843	41.189	34.096	176.4	9:39:11.194
15		2:02.264	46.443	41.499	34.322	179.7	9:41:13.458
16		2:00.967	45.918	40.638	34.411	179.4	9:43:14.425
17		2:01.133	46.117	40.860	34.156	180.6	9:45:15.558
18		2:01.356	46.021	40.570	34.765	179.1	9:47:16.914
19		2:42.232	49.669	50.058	1:02.505	181.5	9:49:59.146
20		5:13.742	3:58.697	40.533	34.512	86.1	9:55:12.888
21		2:00.107	46.009	40.197	33.901	183.0	9:57:12.995
22		1:59.973	45.912	40.111	33.950	183.9	9:59:12.968
23		1:59.781	45.898	40.227	33.656	183.0	10:01:12.749
24		2:01.804	45.934	40.653	35.217	188.1	10:03:14.553
25		1:58.411	45.524	39.597	33.290	194.9	10:05:12.964
26		2:12.203	48.170	43.311	40.722	183.9	10:07:25.167
27		8:49.330	7:33.833	41.679	33.818	75.8	10:16:14.497
28		1:59.465	45.847	40.052	33.566	193.5	10:18:13.962
29		1:59.322	45.770	39.914	33.638	192.5	10:20:13.284
30		1:59.065	45.549	39.959	33.557	191.4	10:22:12.349
31		2:22.334	49.783	47.769	44.782	192.5	10:24:34.683
32		9:42.424	8:14.161	43.260	45.003	88.8	10:34:17.107
33		3:01.109	1:45.731	41.014	34.364	93.6	10:37:18.216
34		2:03.399	48.209	40.848	34.342	180.0	10:39:21.615
35		2:01.962	47.070	40.721	34.171	184.9	10:41:23.577
36		2:01.734	46.959	40.602	34.173	184.9	10:43:25.311
37		2:11.595	49.811	44.727	37.057	167.7	10:45:36.906
38		2:26.185	52.704	47.340	46.141	158.8	10:48:03.091
39		7:32.680	6:15.716	41.852	35.112	89.2	10:55:35.771
40		2:00.556	46.306	40.368	33.882	179.7	10:57:36.327
41		2:15.289	46.444	48.458	40.387	179.4	10:59:51.616
42		4:16.356	50.011	41.982	2:44.363	155.6	11:04:07.972

27 RG MOTORSPORT — VW Golf MK2

2 — RG MOTORSPORT

Vta.	D	Tiempo	Sector 1	Sector 2	Sector 3	V. Max.	Elapsed
1		9:03:42.089	9:02:18.801	46.325	36.963	79.1	9:03:42.089
2		2:11.469	51.600	44.099	35.770	153.6	9:05:53.558
3		2:07.623	49.665	43.096	34.862	162.8	9:08:01.181
4		2:05.489	48.633	42.339	34.517	177.6	9:10:06.670
5		2:03.976	47.932	41.631	34.413	183.6	9:12:10.646
6		2:02.353	47.385	40.954	34.014	185.2	9:14:12.999
7		2:02.552	47.556	40.859	34.137	189.4	9:16:15.551
8		2:06.100	49.188	42.589	34.323	170.0	9:18:21.651
9		2:01.256	47.058	40.567	33.631	187.5	9:20:22.907
10		2:01.275	46.704	40.458	34.113	187.8	9:22:24.182
11		2:01.852	46.799	41.041	34.012	184.3	9:24:26.034
12		2:00.755	46.598	40.329	33.828	188.1	9:26:26.789
13		2:20.701	48.082	44.616	48.003	189.4	9:28:47.490
14		9:23.141	7:56.092	47.993	39.056	72.3	9:38:10.631
15		2:16.802	53.501	45.953	37.348	151.0	9:40:27.433
16		2:13.721	51.286	45.362	37.073	159.7	9:42:41.154
17		2:11.432	49.906	44.936	36.590	167.4	9:44:52.586
18		2:11.284	50.525	44.133	36.626	165.1	9:47:03.870
19		2:17.644	53.772	47.237	36.635	170.6	9:49:21.514
20		2:12.552	51.336	44.511	36.705	150.0	9:51:34.066
21		2:12.725	50.366	45.749	36.610	173.9	9:53:46.791
22		2:13.854	50.545	45.360	37.949	167.9	9:56:00.645
23		2:12.960	51.833	44.080	37.047	174.1	9:58:13.605
24		2:11.097	50.014	44.245	36.838	167.9	10:00:24.702
25		2:28.445	49.791	48.861	49.793	165.8	10:02:53.147
26		15:22.745	13:52.190	50.553	40.002	75.3	10:18:15.892
27		2:17.966	53.540	47.094	37.332	144.3	10:20:33.858
28		2:13.267	50.390	46.207	36.670	164.8	10:22:47.125
29		2:12.165	50.421	44.688	37.056	162.1	10:24:59.290
30		2:10.611	49.717	44.426	36.468	156.5	10:27:09.901
31		2:11.218	49.798	44.411	37.009	155.8	10:29:21.119
32		2:09.433	49.670	43.987	35.776	156.7	10:31:30.552
33		2:09.891	49.524	44.169	36.198	164.6	10:33:40.443
34		2:10.186	50.446	43.744	35.996	152.7	10:35:50.629
35		2:07.552	48.601	43.520	35.431	169.5	10:37:58.181
36		2:27.837	51.234	48.792	47.811	175.6	10:40:26.018

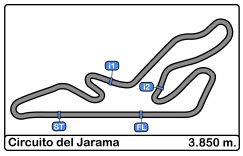

Circuito del Jarama
VI UV Endurance RACE Jarama
Entrenamiento No cronometrado
Lap Analysis

28 EMAN EGURRE RACING TEAM — BMW E36 325i

3 — EMAN EGURRE RACING TEAM

Vta.	D	Tiempo	Sector 1	Sector 2	Sector 3	V. Max.	Elapsed
1		9:09:20.911	9:07:49.612	50.696	40.603	82.1	9:09:20.911
2		2:21.228	54.228	47.190	39.810	144.1	9:11:42.139
3	P	2:28.801	55.363	46.536	46.902	142.8	9:14:10.940
4		7:17.593	5:49.657	48.967	38.969	91.5	9:21:28.533
5		2:17.152	53.146	46.711	37.295	155.6	9:23:45.685
6		2:14.734	52.352	44.577	37.805	159.7	9:26:00.419
7		2:12.118	51.743	44.074	36.301	164.1	9:28:12.537
8	P	2:22.073	50.912	43.833	47.328	159.2	9:30:34.610
9		5:40.250	4:07.935	51.303	41.012	78.5	9:36:14.860
10		2:23.421	55.659	47.918	39.844	145.7	9:38:38.281
11		2:19.703	53.288	47.080	39.335	160.7	9:40:57.984
12		2:18.228	53.475	45.645	39.108	146.9	9:43:16.212
13		2:17.352	52.983	45.528	38.841	170.3	9:45:33.564
14		2:16.978	51.922	46.714	38.342	160.4	9:47:50.542
15	P	2:29.606	54.781	46.723	48.102	159.2	9:50:20.148
16		7:55.776	6:18.658	54.989	42.129	51.2	9:58:15.924
17		2:29.730	59.839	49.441	40.450	125.0	10:00:45.654
18	P	2:44.841	57.268	49.982	57.591	145.5	10:03:30.495
19		5:30.860	4:01.438	49.832	39.590	86.0	10:09:01.355
20		2:24.285	55.464	49.709	39.112	145.7	10:11:25.640
21		2:21.946	53.930	47.183	40.833	139.7	10:13:47.586
22		2:19.818	53.162	47.641	39.015	145.3	10:16:07.404
23	P	2:33.384	55.619	49.871	47.894	139.3	10:18:40.788
24		35:50.027	34:23.217	49.355	37.455	81.1	10:54:30.815
25		2:10.879	51.267	43.228	36.384	143.6	10:56:41.694
26	P	2:20.438	50.329	44.038	46.071	145.3	10:59:02.132

29 ALPHA RACING — BMW Compact

2 — ALPHA RACING

Vta.	D	Tiempo	Sector 1	Sector 2	Sector 3	V. Max.	Elapsed
1		9:02:40.702	9:01:02.470	55.489	42.743	80.6	9:02:40.702
2		2:30.511	1:01.091	52.760	36.660	111.4	9:05:11.213
3	P	2:31.015	50.485	48.156	52.374	175.3	9:07:42.228
4		3:41.367	2:22.028	43.223	36.116	90.1	9:11:23.595
5		2:06.914	47.999	42.799	36.116	176.1	9:13:30.509
6		2:04.892	47.463	42.540	34.889	175.6	9:15:35.401
7		2:05.514	47.739	42.302	35.473	174.4	9:17:40.915
8		2:04.714	47.380	42.605	34.729	173.9	9:19:45.629
9		2:05.101	47.620	42.386	35.095	172.8	9:21:50.730
10		2:04.072	47.192	41.647	35.233	177.0	9:23:54.802
11		2:06.474	48.980	42.794	34.700	172.8	9:26:01.276
12		2:04.789	47.271	42.139	35.379	171.4	9:28:06.065
13		2:04.045	47.265	41.758	35.022	176.7	9:30:10.110
14	P	2:16.954	47.936	43.259	45.759	167.4	9:32:27.064
15		6:47.784	5:26.591	45.194	35.999	72.2	9:39:14.848
16		2:05.983	48.072	42.435	35.476	168.4	9:41:20.831
17		2:05.081	47.948	42.133	35.000	167.9	9:43:25.912
18		2:04.957	47.054	42.493	35.410	176.7	9:45:30.869
19		2:06.028	47.192	42.282	36.554	177.3	9:47:36.897
20		2:04.268	47.468	41.814	34.986	174.7	9:49:41.165
21		2:05.492	49.368	41.886	34.238	176.7	9:51:46.657
22		2:05.598	48.038	42.379	35.181	175.0	9:53:52.255
23		2:05.771	47.843	43.132	34.796	177.0	9:55:58.026
24	P	2:16.487	47.542	44.379	44.566	171.9	9:58:14.513
25		6:01.670	4:44.563	41.854	35.253	87.2	10:04:16.183
26		2:05.055	47.781	41.913	35.361	174.7	10:06:21.238
27		2:05.262	47.720	42.675	34.867	175.6	10:08:26.500
28		2:03.360	47.257	41.386	34.717	176.4	10:10:29.860
29		2:06.121	47.342	43.582	35.197	175.6	10:12:35.981
30		2:05.281	48.712	41.661	34.908	176.1	10:14:41.262
31		2:02.929	47.085	41.400	34.444	176.4	10:16:44.191
32		2:03.297	47.452	41.136	34.709	173.3	10:18:47.488
33		2:03.888	47.120	41.375	35.393	174.1	10:20:51.376
34		2:03.970	47.069	41.580	35.321	175.8	10:22:55.346
35	P	2:18.171	47.806	41.773	48.592	170.6	10:25:13.517
36	P	17:23.788	15:53.486	45.390	44.912	82.8	10:42:37.305
37		4:04.622	2:43.836	45.819	34.967	82.9	10:46:41.927
38		2:04.998	47.859	41.556	35.583	171.1	10:48:46.925
39		2:05.376	47.597	41.894	35.885	170.8	10:50:52.301
40		2:03.254	47.393	41.070	34.791	171.9	10:52:55.555
41		2:02.538	46.692	41.378	34.468	175.0	10:54:58.093
42		2:02.876	47.190	41.222	34.464	175.6	10:57:00.969
43		2:02.524	47.291	41.294	33.939	176.7	10:59:03.493
44		2:03.379	47.023	41.241	35.115	172.5	11:01:06.872
45	P	2:26.999	48.062	41.872	57.065		11:03:33.871

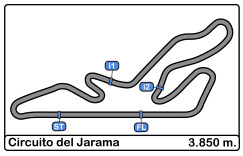

Circuito del Jarama
VI UV Endurance RACE Jarama
Entrenamiento No cronometrado
Lap Analysis

30 PLIPETTI'S RACING TEAM — VW Golf GTI

2 — PLIPETTI'S RACING TEAM

Vta.	D	Tiempo	Sector 1	Sector 2	Sector 3	V. Max.	Elapsed
1		9:08:45.247	9:07:13.794	50.556	40.897	52.9	9:08:45.247
2		2:27.561	58.286	49.883	39.392	126.9	9:11:12.808
3		2:21.069	53.792	46.994	40.283	143.6	9:13:33.877
4		2:14.458	50.955	44.979	38.524	154.0	9:15:48.335
5		2:13.110	51.153	44.584	37.373	150.2	9:18:01.445
6		2:10.781	49.916	44.336	36.529	166.6	9:20:12.226
7		2:10.201	49.501	44.471	36.229	163.6	9:22:22.427
8		2:13.034	51.407	44.668	36.959	169.0	9:24:35.461
9		2:13.930	49.348	45.042	39.540	167.4	9:26:49.391
10		2:56.111	P 56.639	49.523	1:09.949	126.3	9:29:45.502
11		9:05.522	7:34.293	52.780	38.449	72.7	9:38:51.024
12		2:14.343	51.676	45.695	36.972	150.2	9:41:05.367
13		2:11.081	50.312	44.145	36.624	158.5	9:43:16.448
14		2:08.925	49.277	43.653	35.995	166.9	9:45:25.373
15		2:10.282	49.649	44.656	35.977	157.8	9:47:35.655
16		2:09.403	49.644	43.048	36.711	170.3	9:49:45.058
17		2:08.940	49.416	43.544	35.980	169.2	9:51:53.998
18		2:08.627	49.171	43.492	35.964	171.1	9:54:02.625
19		2:08.181	49.279	43.178	35.724	166.6	9:56:10.806
20		2:09.662	49.788	43.575	36.299	170.8	9:58:20.468
21		2:08.772	49.633	43.498	35.641	163.8	10:00:29.240
22		2:08.341	48.868	43.430	36.043	169.5	10:02:37.581
23		3:13.813	P 58.237	1:02.411	1:13.165	136.3	10:05:51.394
24		11:27.946	9:52.609	55.640	39.697	83.7	10:17:19.340
25		2:17.130	52.459	47.108	37.563	153.6	10:19:36.470
26		2:13.595	50.615	46.127	36.853	169.2	10:21:50.065
27		2:15.388	50.748	46.781	37.859	171.1	10:24:05.453
28		2:41.540	P 50.076	46.083	1:05.381	170.6	10:26:46.993
29		5:00.252	3:40.029	43.902	36.321	80.1	10:31:47.245
30		2:10.173	49.280	44.405	36.488	172.2	10:33:57.418
31		2:09.513	49.042	44.604	35.867	172.5	10:36:06.931
32		2:09.660	49.038	44.608	36.014	175.0	10:38:16.591
33		2:09.304	49.572	43.918	35.814	173.3	10:40:25.895
34		2:09.107	49.911	43.589	35.607	169.2	10:42:35.002
35		2:08.205	48.998	43.700	35.507	174.1	10:44:43.207
36		2:08.211	48.879	43.609	35.723	175.0	10:46:51.418
37		2:08.068	49.276	42.997	35.795	174.4	10:48:59.486
38		2:09.466	50.130	43.513	35.823	174.1	10:51:08.952
39		2:08.368	49.406	43.326	35.636	174.4	10:53:17.320
40		2:07.433	48.737	43.293	35.403	173.9	10:55:24.753
41		2:15.311	50.935	48.622	35.754	176.1	10:57:40.064
42		2:08.629	48.526	43.862	36.241	174.1	10:59:48.693
43		2:52.922	P 50.543	51.952	1:10.427	172.8	11:02:41.615

31 EB RACING — BMW 325i E36

3 — EB RACING

Vta.	D	Tiempo	Sector 1	Sector 2	Sector 3	V. Max.	Elapsed
1		9:04:02.695	9:02:21.734	57.701	43.260	62.2	9:04:02.695
2		2:31.678	1:01.654	52.240	37.784	105.5	9:06:34.373
3		2:10.106	50.916	43.257	35.933	152.1	9:08:44.479
4		2:16.927	P 48.879	42.484	45.564	158.1	9:11:01.406
5		6:09.243	4:50.070	43.595	35.578	73.7	9:17:10.649
6		2:08.049	50.168	41.758	36.123	170.3	9:19:18.698
7		2:07.090	49.403	42.187	35.500	174.4	9:21:25.788
8		2:04.404	47.216	41.633	35.555	180.3	9:23:30.192
9		2:04.974	48.277	41.640	35.057	158.1	9:25:35.166
10		2:23.366	P 49.902	46.879	46.585	148.7	9:27:58.532
11		12:59.715	11:32.054	50.495	37.166	80.7	9:40:58.247
12		2:06.623	49.031	42.368	35.224	158.5	9:43:04.870
13		2:04.713	47.724	42.037	34.952	168.4	9:45:09.583
14		2:07.873	48.059	43.638	36.176	167.7	9:47:17.456
15		2:04.727	47.967	41.956	34.804	171.4	9:49:22.183
16		2:03.780	47.555	41.741	34.484	162.6	9:51:25.963
17		2:06.922	48.399	43.780	34.743	172.2	9:53:32.885
18		2:03.215	47.443	41.401	34.371	170.0	9:55:36.100
19		2:05.199	48.882	41.810	34.507	164.8	9:57:41.299
20		2:41.434	P 56.830	53.457	51.147	138.9	10:00:22.733
21		20:41.702	19:22.421	43.450	35.831	90.2	10:21:04.435
22		2:05.902	49.033	41.839	35.030	181.2	10:23:10.337
23		2:05.287	48.482	41.687	35.118	176.1	10:25:15.624
24		2:03.232	47.844	41.069	34.319	180.6	10:27:18.856
25		2:02.604	47.234	40.875	34.495	185.2	10:29:21.460
26		2:02.213	46.726	41.175	34.312	180.9	10:31:23.673
27		2:01.882	46.996	40.838	34.048	187.5	10:33:25.555
28		2:01.543	46.910	40.629	34.004	190.8	10:35:27.098
29		2:17.695	P 49.469	44.302	43.924	166.9	10:37:44.793

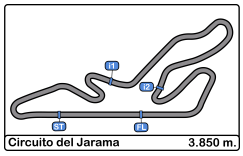

Circuito del Jarama
VI UV Endurance RACE Jarama
Entrenamiento No cronometrado
Lap Analysis

32 PUNTAL PRODUCTIONS BMW 325i E36

3 PUNTAL PRODUCTIONS

Vta.	D	Tiempo	Sector 1	Sector 2	Sector 3	V. Max.	Elapsed
1		9:09:46.536	9:08:27.907	43.359	35.270		9:09:46.536
2		2:00.486	47.065	40.254	33.167	173.6	9:11:47.022
3		2:10.476 P	47.006	41.103	42.367	192.1	9:13:57.498
4		8:51.707	7:29.112	46.778	35.817	69.4	9:22:49.205
5		2:07.244	48.956	42.189	36.099	165.6	9:24:56.449
6		2:06.007	49.159	41.899	34.949	168.4	9:27:02.456
7		2:06.226	49.259	41.485	35.482	177.3	9:29:08.682
8		2:03.226	47.839	41.100	34.287	179.7	9:31:11.908
9		2:02.884	47.090	41.228	34.566	185.8	9:33:14.792
10		2:20.438 P	48.259	42.687	49.492	169.2	9:35:35.230
11		6:47.700	5:32.824	40.851	34.025	75.3	9:42:22.930
12		2:04.908	47.544	43.478	33.886	160.2	9:44:27.838
13		2:15.437 P	47.500	43.374	44.563	165.1	9:46:43.275
14		5:37.288	4:16.425	45.151	35.712	71.6	9:52:20.563
15		2:05.328	48.788	41.556	34.984	165.8	9:54:25.891
16		2:04.157	47.674	41.687	34.796	173.6	9:56:30.048
17		2:02.820	47.417	40.943	34.460	178.2	9:58:32.868
18		2:37.187 P	59.311	51.407	46.469	121.3	10:01:10.055
19		5:32.335 P	4:03.554	43.222	45.559	65.4	10:06:42.390
20		6:23.135 P	4:53.314	41.902	47.919	61.3	10:13:05.525
21		19:25.040 P	17:59.427	41.531	44.082	83.1	10:32:30.565

33 AMAZON SPORT 1 VW Golf MK3

2 AMAZON SPORT 1

Vta.	D	Tiempo	Sector 1	Sector 2	Sector 3	V. Max.	Elapsed
1		9:29:57.187	9:28:26.005	50.312	40.870	63.3	9:29:57.187
2		2:23.848	56.021	49.673	38.154	124.1	9:32:21.035
3		2:19.369	53.630	46.561	39.178	171.9	9:34:40.404
4		2:25.751 P	52.526	46.980	46.245	157.4	9:37:06.155
5		5:08.777	3:47.066	45.370	36.341	77.9	9:42:14.932
6		2:15.990	52.486	45.714	37.790	173.0	9:44:30.922
7		2:20.623 P	50.486	44.070	46.067	177.6	9:46:51.545
8		6:31.286	5:05.803	47.377	38.106	63.7	9:53:22.831
9		2:12.120	51.809	43.947	36.364	158.1	9:55:34.951
10		2:12.074	52.175	43.231	36.668	154.2	9:57:47.025
11		2:16.668	54.879	45.760	36.029	150.6	10:00:03.693
12		2:18.366 P	49.672	44.419	44.275	180.0	10:02:22.059
13		5:03.406	3:37.182	46.805	39.419	69.7	10:07:25.465
14		2:14.710	51.382	45.342	37.986	176.1	10:09:40.175
15		4:58.698 P	51.629	45.909	3:21.160	175.3	10:14:38.873

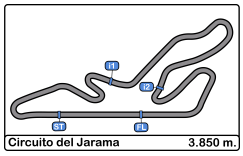

Circuito del Jarama
VI UV Endurance RACE Jarama
Entrenamiento No cronometrado
Lap Analysis

34 RRB COMPETICION 2 — Renault Clio RRB COMPETICION

Vta.	D	Tiempo	Sector 1	Sector 2	Sector 3	V. Max.	Elapsed
1		9:10:44.716	9:09:23.619	45.860	35.237	64.4	9:10:44.716
2		2:02.601	47.499	40.820	34.282	167.1	9:12:47.317
3		2:00.571	46.729	40.413	33.429	176.7	9:14:47.888
4		1:59.654	46.177	40.080	33.397	186.8	9:16:47.542
5		2:00.936	46.292	40.934	33.710	181.8	9:18:48.478
6		2:00.121	46.454	40.270	33.397	184.6	9:20:48.599
7		2:34.435	53.177	54.378	46.880	173.3	9:23:23.034
8		33:53.032	32:23.979	46.718	42.335	63.7	9:57:16.066
9		2:15.205	47.808	41.305	46.092	180.3	9:59:31.271
10		4:20.925	3:06.026	40.500	34.399	72.0	10:03:52.196
11		2:21.681	46.012	1:01.411	34.258	186.5	10:06:13.877
12		2:02.213	46.955	40.952	34.306	186.2	10:08:16.090
13		2:02.508	46.284	40.758	35.466	178.2	10:10:18.598
14		2:12.797	46.967	41.003	44.827	176.4	10:12:31.395

40 UV-TEC SAXO — Citroen Saxo UV-TEC

Vta.	D	Tiempo	Sector 1	Sector 2	Sector 3	V. Max.	Elapsed
1		9:14:24.434	9:12:40.174	1:02.586	41.674	66.2	9:14:24.434
2		2:27.912	56.370	51.286	40.256	139.5	9:16:52.346
3		2:30.075	56.092	49.577	44.406	122.0	9:19:22.421
4		2:23.047	54.812	47.929	40.306	133.0	9:21:45.468
5		2:42.079	55.654	51.582	54.843	156.9	9:24:27.547
6		4:00.968	2:30.625	49.853	40.490	70.2	9:28:28.515
7		2:23.223	53.654	47.148	42.421	154.7	9:30:51.738
8		2:20.416	54.196	47.201	39.019	144.9	9:33:12.154
9		2:22.379	56.683	46.824	38.872	113.4	9:35:34.533
10		2:37.261	53.617	50.804	52.840	156.5	9:38:11.794
11		6:24.142	4:55.364	50.232	38.546	75.1	9:44:35.936
12		2:15.115	52.454	45.335	37.326	150.6	9:46:51.051
13		2:14.663	52.202	45.420	37.041	160.7	9:49:05.714
14		2:17.434	52.031	46.475	38.928	161.4	9:51:23.148
15		2:17.249	53.342	46.373	37.534	162.8	9:53:40.397
16		4:57.950	53.241	45.831	3:18.878	164.3	9:58:38.347
17		2:38.921	1:13.108	46.594	39.219	67.7	10:01:17.268
18		2:16.576	53.046	45.563	37.967	165.1	10:03:33.844
19		2:15.903	52.408	45.483	38.012	165.1	10:05:49.747
20		2:16.685	53.047	45.646	37.992	164.8	10:08:06.432
21		2:15.890	52.309	45.454	38.127	162.6	10:10:22.322
22		2:22.626	52.174	45.911	44.541	167.7	10:12:44.948
23		3:45.666	2:21.736	45.932	37.998	90.5	10:16:30.614
24		2:26.070	52.654	45.834	47.582	163.1	10:18:56.684
25		5:36.904	4:08.866	48.090	39.948	70.4	10:24:33.588
26		2:19.392	53.760	46.932	38.700	131.0	10:26:52.980
27		2:18.159	52.385	47.300	38.474	151.8	10:29:11.139
28		2:18.408	52.209	47.846	38.353	157.4	10:31:29.547
29		2:17.635	52.678	46.618	38.339	161.1	10:33:47.182
30		2:16.060	51.961	46.206	37.893	161.4	10:36:03.242
31		2:16.450	51.680	46.571	38.199	161.1	10:38:19.692
32		2:15.993	51.816	46.248	37.929	163.8	10:40:35.685
33		2:16.324	51.735	46.355	38.234	160.7	10:42:52.009
34		2:16.665	51.724	46.584	38.357	160.9	10:45:08.674
35		2:15.559	51.999	45.658	37.902	162.4	10:47:24.233
36		2:15.302	51.396	45.845	38.061	163.1	10:49:39.535
37		2:16.238	51.692	46.339	38.207	160.0	10:51:55.773
38		2:14.992	51.580	45.926	37.486	163.3	10:54:10.765
39		2:15.159	51.503	45.930	37.726	161.4	10:56:25.924
40		2:15.944	52.403	46.123	37.418	162.1	10:58:41.868
41		2:17.022	52.580	46.091	38.351	160.7	11:00:58.890
42		2:41.970	59.175	47.791	55.004		11:03:40.860

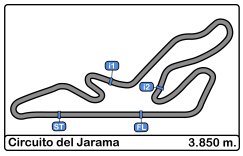

Circuito del Jarama
VI UV Endurance RACE Jarama
Entrenamiento No cronometrado
Lap Analysis

46 UV-SAYAGO Citroen Saxo

SAXO UV-SAYAGO

Vta.	D	Tiempo	Sector 1	Sector 2	Sector 3	V. Max.	Elapsed
1		9:16:27.275	9:15:03.635	45.445	38.195	71.9	9:16:27.275
2		2:13.573	51.505	44.522	37.546	153.1	9:18:40.848
3		2:13.169	51.080	44.827	37.262	156.9	9:20:54.017
4		2:11.493	50.637	45.095	35.761	159.2	9:23:05.510
5		2:11.214	49.872	43.308	38.034	161.9	9:25:16.724
6		2:11.281	50.446	44.053	36.782	163.8	9:27:28.005
7		2:40.880	55.774	54.175	50.931	154.5	9:30:08.885
8		4:18.025	2:56.149	43.775	38.101	78.8	9:34:26.910
9		4:39.129	50.142	44.519	3:04.468	162.6	9:39:06.039
10		9:57.289	8:34.555	45.351	37.383	83.3	9:49:03.328
11		2:14.604	51.052	45.284	38.268	162.6	9:51:17.932
12		2:12.592	50.111	46.028	36.453	168.2	9:53:30.524
13		2:08.836	49.055	43.873	35.908	169.8	9:55:39.360
14		2:13.426	53.708	43.618	36.100	171.9	9:57:52.786
15		2:11.896	49.382	46.170	36.344	173.6	10:00:04.682
16		2:09.437	48.798	44.598	36.041	174.4	10:02:14.119
17		2:32.999	48.581	1:08.138	36.280	172.2	10:04:47.118
18		2:10.381	48.792	45.112	36.477	170.3	10:06:57.499
19		2:08.159	48.721	43.484	35.954	171.1	10:09:05.658
20		2:10.342	50.497	43.789	36.056	171.4	10:11:16.000
21		2:08.896	49.533	43.340	36.023	170.6	10:13:24.896
22		2:26.230	49.463	47.874	48.893	172.2	10:15:51.126
23		8:48.910	7:26.244	45.374	37.292	83.0	10:24:40.036
24		2:12.971	51.166	44.013	37.792	161.9	10:26:53.007
25		2:10.914	50.266	43.751	36.897	161.6	10:29:03.921
26		2:09.997	49.890	43.985	36.122	165.8	10:31:13.918
27		2:10.982	49.610	45.562	35.810	167.7	10:33:24.900
28		2:10.171	50.883	43.456	35.832	168.2	10:35:35.071
29		2:09.237	49.932	43.615	35.690	165.1	10:37:44.308
30		2:23.863	49.218	56.536	38.109	168.7	10:40:08.171
31		2:11.558	50.052	45.706	35.800	163.1	10:42:19.729
32		2:19.820	50.583	44.453	44.784	164.3	10:44:39.549
33		7:36.185	5:56.110	56.515	43.560	53.7	10:52:15.734
34		2:31.201	56.597	54.602	40.002	122.4	10:54:46.935
35		2:26.868	55.347	52.226	39.295	136.5	10:57:13.803
36		2:26.368	54.444	51.854	40.070	146.3	10:59:40.171
37		2:35.744	55.776	57.278	42.690	147.1	11:02:15.915
38			1:01.559	53.174			

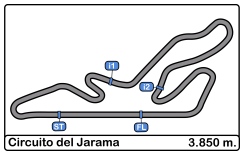

Circuito del Jarama
VI UV Endurance RACE Jarama
Entrenamiento No cronometrado
Best Sectors Results

	Sector - 1			Sector - 2			Sector - 3			Vuelta Ideal vs Mejor Vuelta					
Clas	Nº	Equipo	Tiempo	Nº	Equipo	Tiempo	Nº	Equipo	Tiempo	Clas	Nº	Equipo	Vta. Ideal	Mejor Vta.	Clas
1	24	VSR MTORSPORT	43.662	24	VSR MTORSPORT	37.935	24	VSR MTORSPORT	31.532	1	24	VSR MTORSPORT	1:53.129	1:53.194	1
2	19	RACING TO ENJOY	43.994	19	RACING TO ENJOY	38.366	19	RACING TO ENJOY	31.801	2	19	RACING TO ENJOY	1:54.161	1:54.235	2
3	21	BOYACA VSR	44.447	21	BOYACA VSR	38.756	21	BOYACA VSR	32.165	3	21	BOYACA VSR	1:55.368	1:55.594	3
4	16	RRO RACING VSR	44.740	16	RRO RACING VSR	39.127	16	RRO RACING VSR	32.734	4	16	RRO RACING VSR	1:56.601	1:57.497	4
5	26	PIKANTO RACING	45.524	26	PIKANTO RACING	39.597	32	PUNTAL PRODUCTI	33.167	5	26	PIKANTO RACING	1:58.411	1:58.411	5
6	14	OLIMPIA RACING	45.944	4	4 TEAM	40.068	26	PIKANTO RACING	33.290	6	34	RRB COMPETICION	1:59.489	1:59.654	6
7	34	RRB COMPETICION	46.012	34	RRB COMPETICION	40.080	34	RRB COMPETICION	33.397	7	1	ASAP RACING	1:59.743	2:00.061	8
8	4	4 TEAM	46.097	11	M&M RACING TEAM	40.143	1	ASAP RACING	33.410	8	4	4 TEAM	1:59.771	2:00.133	9
9	1	ASAP RACING	46.138	1	ASAP RACING	40.195	4	4 TEAM	33.606	9	14	OLIMPIA RACING	1:59.906	1:59.906	7
10	27	RG MOTORSPORT	46.598	32	PUNTAL PRODUCTI	40.254	27	RG MOTORSPORT	33.631	10	32	PUNTAL PRODUCTI	2:00.427	2:00.486	10
11	2	BMOVIE	46.604	14	OLIMPIA RACING	40.307	14	OLIMPIA RACING	33.655	11	27	RG MOTORSPORT	2:00.558	2:00.755	11
12	29	ALPHA RACING	46.692	27	RG MOTORSPORT	40.329	29	ALPHA RACING	33.939	12	2	BMOVIE	2:01.263	2:01.759	14
13	8	HLT MK3	46.710	9	JDM MOTOR 1	40.374	2	BMOVIE	33.972	13	31	EB RACING	2:01.359	2:01.543	12
14	31	EB RACING	46.726	8	HLT MK3	40.525	31	EB RACING	34.004	14	8	HLT MK3	2:01.427	2:02.239	15
15	9	JDM MOTOR 1	46.930	31	EB RACING	40.629	8	HLT MK3	34.192	15	9	JDM MOTOR 1	2:01.600	2:01.600	13
16	32	PUNTAL PRODUCTI	47.006	2	BMOVIE	40.687	17	SAOCA SPORT	34.293	16	29	ALPHA RACING	2:01.701	2:02.524	16
17	12	M.BOSS RACING	47.109	29	ALPHA RACING	41.070	9	JDM MOTOR 1	34.296	17	12	M.BOSS RACING	2:03.043	2:03.406	17
18	5	DE DIEGO MOTOR	47.381	12	M.BOSS RACING	41.559	12	M.BOSS RACING	34.375	18	5	DE DIEGO MOTOR	2:04.559	2:04.582	18
19	10	FANSI GARAJE 49	47.646	10	FANSI GARAJE 49	42.004	5	DE DIEGO MOTOR	34.907	19	11	M&M RACING TEAM	2:04.636	2:09.628	27
20	6	CHAMAQUITOS	47.669	17	SAOCA SPORT	42.246	3	ANGALI RACING	34.976	20	10	FANSI GARAJE 49	2:04.706	2:04.957	20
21	3	ANGALI RACING	47.701	5	DE DIEGO MOTOR	42.271	11	M&M RACING TEAM	35.001	21	17	SAOCA SPORT	2:04.931	2:04.944	19
22	20	CLASICOS REDAN	48.284	7	NATARA SPORT	42.493	6	CHAMAQUITOS	35.015	22	3	ANGALI RACING	2:05.435	2:05.558	21
23	17	SAOCA SPORT	48.392	6	CHAMAQUITOS	42.752	10	FANSI GARAJE 49	35.056	23	6	CHAMAQUITOS	2:05.436	2:06.479	22
24	7	NATARA SPORT	48.397	3	ANGALI RACING	42.758	7	NATARA SPORT	35.177	24	7	NATARA SPORT	2:06.067	2:06.995	23
25	30	PLIPETTI'S RACING	48.526	20	CLASICOS REDAN	42.951	20	CLASICOS REDAN	35.304	25	20	CLASICOS REDAN	2:06.539	2:07.181	24
26	46	UV-SAYAGO	48.581	30	PLIPETTI'S RACING	42.997	30	PLIPETTI'S RACING	35.403	26	30	PLIPETTI'S RACING	2:06.926	2:07.433	25
27	11	M&M RACING TEAM	49.492	28	EMAN EGURRE	43.228	46	UV-SAYAGO	35.690	27	46	UV-SAYAGO	2:07.579	2:08.159	26
28	33	AMAZON SPORT 1	49.672	33	AMAZON SPORT 1	43.231	33	AMAZON SPORT 1	36.029	28	33	AMAZON SPORT 1	2:08.932	2:12.074	30
29	22	ABOGADO AMIGO	50.122	46	UV-SAYAGO	43.308	28	EMAN EGURRE	36.301	29	28	EMAN EGURRE	2:09.858	2:10.879	28
30	28	EMAN EGURRE	50.329	22	ABOGADO AMIGO	43.926	22	ABOGADO AMIGO	36.481	30	22	ABOGADO AMIGO	2:10.529	2:11.528	29
31	25	POLESTAR TEAM	50.551	25	POLESTAR TEAM	44.373	25	POLESTAR TEAM	36.662	31	25	POLESTAR TEAM	2:11.586	2:12.494	31
32	40	UV-TEC	51.396	40	UV-TEC	45.335	40	UV-TEC	37.041	32	40	UV-TEC	2:13.772	2:14.663	32
33	18	SAAB ENDURANCE	52.548	18	SAAB ENDURANCE	47.282	18	SAAB ENDURANCE	39.957	33	18	SAAB ENDURANCE	2:19.787	2:26.468	33

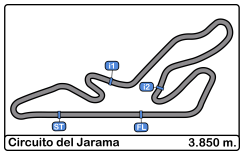

Circuito del Jarama
VI UV Endurance RACE Jarama
Entrenamiento No cronometrado
Best 5 Lap Times

					Mejor 1		Mejor 2		Mejor 3		Mejor 4		Mejor 5	
Clas	**Nº**	**Equipo**	**Vehiculo**	**Cat**	**Tiempo**	**Vta.**	**Tiempo**	**Vta.**	**Tiempo**	**Vta.**	**Tiempo**	**Vta.**	**Tiempo**	**Vta.**
1	**24**	VSR MTORSPORT	BMW 325i E36	3	**1:53.194**	12	1:53.739	3	1:53.966	2	1:54.192	4	1:55.385	36
2	**19**	RACING TO ENJOY	BMW E36 325i	3	**1:54.235**	3	1:54.863	35	1:55.189	32	1:55.233	16	1:55.491	33
3	**21**	BOYACA VSR	BMW 320i E36	3	**1:55.594**	21	1:55.795	28	1:55.889	15	1:56.275	35	1:56.353	27
4	**16**	RRO RACING VSR	BMW 325I e36	3	**1:57.497**	30	1:57.506	15	1:57.702	18	1:57.871	27	1:58.043	11
5	**26**	PIKANTO RACING	Seat Toledo	2	**1:58.411**	25	1:59.065	30	1:59.322	29	1:59.465	28	1:59.781	23
6	**34**	RRB COMPETICION	Renault Clio	2	**1:59.654**	4	2:00.121	6	2:00.571	3	2:00.936	5	2:02.213	12
7	**14**	OLIMPIA RACING	VW Golf MK2	2	**1:59.906**	16	2:01.607	15	2:03.596	11	2:04.084	9	2:06.236	14
8	**1**	ASAP RACING	Honda Civic EG5	1	**2:00.061**	17	2:00.264	16	2:00.920	9	2:01.262	15	2:02.193	28
9	**4**	4 TEAM	BMW Compact	2	**2:00.133**	8	2:00.173	7	2:00.813	6	2:01.757	5	2:02.655	16
10	**32**	PUNTAL PRODUCTIONS	BMW 325i E36	3	**2:00.486**	2	2:02.820	17	2:02.884	9	2:03.226	8	2:04.157	16
11	**27**	RG MOTORSPORT	VW Golf MK2	2	**2:00.755**	12	2:01.256	9	2:01.275	10	2:01.852	11	2:02.353	6
12	**31**	EB RACING	BMW 325i E36	3	**2:01.543**	28	2:01.882	27	2:02.213	26	2:02.604	25	2:03.215	18
13	**9**	JDM MOTOR 1	BMW E30 325i	3	**2:01.600**	5	2:02.461	4	2:02.908	3	2:03.487	21	2:04.219	20
14	**2**	BMOVIE	BMW E36 320i	2	**2:01.759**	33	2:01.916	28	2:02.432	27	2:02.957	22	2:03.079	26
15	**8**	HLT MK3	VW Golf MK3	2	**2:02.239**	17	2:02.346	26	2:02.361	24	2:02.538	19	2:02.605	16
16	**29**	ALPHA RACING	BMW Compact	2	**2:02.524**	43	2:02.538	41	2:02.876	42	2:02.929	31	2:03.254	40
17	**12**	M.BOSS RACING	VW Golf MK3	2	**2:03.406**	20	2:03.634	18	2:03.735	17	2:03.926	19	2:04.340	12
18	**5**	DE DIEGO MOTORSPORT	Citroen Saxo	SAXO	**2:04.582**	12	2:04.821	11	2:05.268	21	2:05.797	10	2:05.826	29
19	**17**	SAOCA SPORT	HONDA Civic	1	**2:04.944**	13	2:05.833	19	2:06.716	16	2:06.805	7	2:07.127	12
20	**10**	FANSI GARAJE 49	BMW 318ti	2	**2:04.957**	33	2:05.380	31	2:05.972	30	2:05.977	21	2:06.003	45
21	**3**	ANGALI RACING OURENSE	BMW E36 320i	2	**2:05.558**	6	2:06.001	7	2:06.173	8	2:06.802	4	2:07.120	5
22	**6**	CHAMAQUITOS	Honda Civic EG4	1	**2:06.479**	5	2:08.076	4	2:09.896	3	2:12.543	6	2:24.235	2
23	**7**	NATARA SPORT	Honda Civic	1	**2:06.995**	12	2:07.022	10	2:07.245	15	2:07.349	21	2:07.513	24
24	**20**	CLASICOS REDAN	BMW 325i E30	3	**2:07.181**	8	2:07.391	9	2:07.515	32	2:07.545	30	2:07.797	7
25	**30**	PLIPETTI'S RACING TEAM	VW Golf GTI	2	**2:07.433**	40	2:08.068	37	2:08.181	19	2:08.205	35	2:08.211	36
26	**46**	UV-SAYAGO	Citroen Saxo	SAXO	**2:08.159**	19	2:08.836	13	2:08.896	21	2:09.237	29	2:09.437	16
27	**11**	M&M RACING TEAM	BMW E30 325i	3	**2:09.628**	7	2:10.686	4	2:11.557	3	2:14.228	8	2:18.367	2
28	**28**	EMAN EGURRE RACING TEAM	BMW E36 325i	3	**2:10.879**	25	2:12.118	7	2:14.734	6	2:16.978	14	2:17.152	5
29	**22**	ABOGADO AMIGO TEAM	Citroen Saxo	SAXO	**2:11.528**	19	2:11.528	20	2:11.686	25	2:12.327	26	2:13.029	24
30	**33**	AMAZON SPORT 1	VW Golf MK3	2	**2:12.074**	10	2:12.120	9	2:14.710	14	2:15.990	6	2:16.668	11
31	**25**	POLESTAR TEAM	Volvo 850	3	**2:12.494**	27	2:12.632	9	2:14.274	4	2:15.222	30	2:15.369	29
32	**40**	UV-TEC	Citroen Saxo	SAXO	**2:14.663**	13	2:14.992	38	2:15.115	12	2:15.159	39	2:15.302	36
33	**18**	SAAB ENDURANCE RACING SO	SAAB	2	**2:26.468**	2	2:28.483	3	2:30.462	5	20:53.93	4		

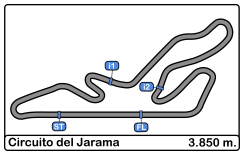

Circuito del Jarama
VI UV Endurance RACE Jarama
Entrenamiento No cronometrado
Best 5 Top Speeds

					Maxima 1		Maxima 2		Maxima 3		Maxima 4		Maxima 5		
Clas	**Nº**	**Equipo**	**Vehiculo**	**Cat**	**Km/h**	**Vta.**	**Km/h**	**Vta.**	**Km/h**	**Vta.**	**Km/h**	**Vta.**	**Km/h**	**Vta.**	**Media**
1	**19**	RACING TO ENJOY	BMW E36 325i	3	**204.1**	32	204.1	35	201.8	34	201.4	33	200.3	27	202.4
2	**21**	BOYACA VSR	BMW 320i E36	3	**199.6**	36	198.5	32	198.5	37	198.1	35	197.4	28	198.4
3	**16**	RRO RACING VSR	BMW 325I e36	3	**197.8**	19	196.3	12	196.3	20	193.8	23	193.2	15	195.5
4	**26**	PIKANTO RACING	Seat Toledo	2	**194.9**	25	193.5	28	192.5	29	192.5	31	191.4	30	193.0
5	**24**	VSR MTORSPORT	BMW 325i E36	3	**194.2**	3	191.4	2	190.4	12	190.4	36	189.1	38	191.1
6	**32**	PUNTAL PRODUCTIONS	BMW 325i E36	3	**192.1**	3	185.8	9	179.7	8	178.2	17	177.3	7	182.6
7	**14**	OLIMPIA RACING	VW Golf MK2	2	**191.1**	16	187.5	17	182.4	20	179.4	15	179.1	11	183.9
8	**31**	EB RACING	BMW 325i E36	3	**190.8**	28	187.5	27	185.2	25	181.2	22	180.9	26	185.1
9	**1**	ASAP RACING	Honda Civic EG5	1	**189.8**	17	188.1	15	187.5	18	187.1	16	184.3	26	187.3
10	**27**	RG MOTORSPORT	VW Golf MK2	2	**189.4**	7	189.4	13	188.1	12	187.8	10	187.5	9	188.4
11	**4**	4 TEAM	BMW Compact	2	**188.1**	3	186.5	9	185.5	5	184.6	15	184.3	17	185.8
12	**9**	JDM MOTOR 1	BMW E30 325i	3	**187.8**	22	181.8	11	180.9	20	180.3	19	179.1	9	181.9
13	**34**	RRB COMPETICION	Renault Clio	2	**186.8**	4	186.5	11	186.2	12	184.6	6	181.8	5	185.2
14	**10**	FANSI GARAJE 49	BMW 318ti	2	**186.2**	45	185.5	7	184.9	46	184.6	34	184.6	41	185.1
15	**12**	M.BOSS RACING	VW Golf MK3	2	**184.6**	19	183.3	20	180.0	13	177.6	15	177.0	21	180.5
16	**7**	NATARA SPORT	Honda Civic	1	**182.1**	13	180.3	9	180.0	11	179.7	10	179.1	23	180.2
17	**8**	HLT MK3	VW Golf MK3	2	**181.8**	12	181.5	11	179.7	10	178.5	16	178.2	13	179.9
18	**20**	CLASICOS REDAN	BMW 325i E30	3	**180.0**	24	179.7	6	178.2	4	177.0	42	176.7	7	178.3
19	**33**	AMAZON SPORT 1	VW Golf MK3	2	**180.0**	12	177.6	7	176.1	14	175.3	15	173.0	6	176.4
20	**25**	POLESTAR TEAM	Volvo 850	3	**177.3**	10	175.0	8	172.2	13	171.9	27	171.1	29	173.5
21	**29**	ALPHA RACING	BMW Compact	2	**177.3**	19	177.0	10	177.0	23	176.7	13	176.7	18	176.9
22	**30**	PLIPETTI'S RACING TEAM	VW Golf GTI	2	**176.1**	41	175.0	32	175.0	36	174.4	37	174.4	39	175.0
23	**5**	DE DIEGO MOTORSPORT	Citroen Saxo	SAXO	**175.6**	27	175.3	13	175.3	29	175.0	10	175.0	21	175.2
24	**17**	SAOCA SPORT	HONDA Civic	1	**175.6**	19	172.8	13	171.7	16	168.4	8	167.9	17	171.3
25	**46**	UV-SAYAGO	Citroen Saxo	SAXO	**174.4**	16	173.6	15	172.2	17	172.2	22	171.9	14	172.9
26	**2**	BMOVIE	BMW E36 320i	2	**171.9**	9	170.0	34	169.5	19	169.5	33	168.7	24	169.9
27	**6**	CHAMAQUITOS	Honda Civic EG4	1	**171.4**	6	170.8	5	166.6	4	162.6	7	158.1	3	165.9
28	**11**	M&M RACING TEAM	BMW E30 325i	3	**171.4**	4	167.4	3	155.1	5	143.2	8	141.7	7	155.8
29	**3**	ANGALI RACING OURENSE	BMW E36 320i	2	**170.3**	9	169.2	8	169.0	7	168.4	6	167.7	5	168.9
30	**28**	EMAN EGURRE RACING TEAM	BMW E36 325i	3	**170.3**	13	164.1	7	160.7	11	160.4	14	159.7	6	163.0
31	**22**	ABOGADO AMIGO TEAM	Citroen Saxo	SAXO	**168.2**	13	167.9	24	167.7	25	166.4	8	166.4	17	167.3
32	**40**	UV-TEC	Citroen Saxo	SAXO	**167.7**	22	165.1	18	165.1	19	164.8	20	164.3	16	165.4
33	**18**	SAAB ENDURANCE RACING SO	SAAB	2	**148.9**	3	132.5	2	131.5	5	78.8	4	67.7	1	111.9

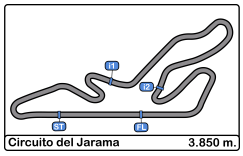

Circuito del Jarama
VI UV Endurance RACE Jarama
Entrenamiento No cronometrado
Fastest Laps Sequence

Vta	Hora Día	T Sesion	Nº	Equipo	Vehiculo	Cat	Time	Km/h
2	9:05:11.213	5:11.213	**29**	ALPHA RACING	BMW Compact	2	**2:30.511**	92.0
2	9:05:32.523	5:32.523	**8**	HLT MK3	VW Golf MK3	2	**2:10.183**	106.4
3	9:08:01.181	8:01.181	**27**	RG MOTORSPORT	VW Golf MK2	2	**2:07.623**	108.6
2	9:08:22.515	8:22.515	**19**	RACING TO ENJOY	BMW E36 325i	3	**1:56.056**	119.4
3	9:10:16.750	10:16.750	**19**	RACING TO ENJOY	BMW E36 325i	3	**1:54.235**	121.3
2	9:13:06.657	13:06.657	**24**	VSR MTORSPORT	BMW 325i E36	3	**1:53.966**	121.6
3	9:15:00.396	15:00.396	**24**	VSR MTORSPORT	BMW 325i E36	3	**1:53.739**	121.8
12	9:51:34.137	51:34.137	**24**	VSR MTORSPORT	BMW 325i E36	3	**1:53.194**	122.4

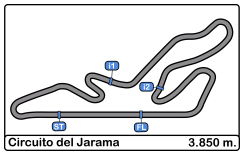

Circuito del Jarama
VI UV Endurance RACE Jarama
Entrenamiento No cronometrado
Event Best Maximum Speed

Nº	Equipo	Vehiculo	Cat	Clas	Km/h	Sesion
19	RACING TO ENJOY	BMW E36 325i	3	1	**204.1**	Entrenamiento No cronometrado
21	BOYACA VSR	BMW 320i E36	3	2	**199.6**	Entrenamiento No cronometrado
16	RRO RACING VSR	BMW 325I e36	3	3	**197.8**	Entrenamiento No cronometrado
26	PIKANTO RACING	Seat Toledo	2	1	**194.9**	Entrenamiento No cronometrado
24	VSR MTORSPORT	BMW 325i E36	3	4	**194.2**	Entrenamiento No cronometrado
32	PUNTAL PRODUCTIONS	BMW 325i E36	3	5	**192.1**	Entrenamiento No cronometrado
14	OLIMPIA RACING	VW Golf MK2	2	2	**191.1**	Entrenamiento No cronometrado
31	EB RACING	BMW 325i E36	3	6	**190.8**	Entrenamiento No cronometrado
1	ASAP RACING	Honda Civic EG5	1	1	**189.8**	Entrenamiento No cronometrado
27	RG MOTORSPORT	VW Golf MK2	2	3	**189.4**	Entrenamiento No cronometrado
4	4 TEAM	BMW Compact	2	4	**188.1**	Entrenamiento No cronometrado
9	JDM MOTOR 1	BMW E30 325i	3	7	**187.8**	Entrenamiento No cronometrado
34	RRB COMPETICION	Renault Clio	2	5	**186.8**	Entrenamiento No cronometrado
10	FANSI GARAJE 49	BMW 318ti	2	6	**186.2**	Entrenamiento No cronometrado
12	M.BOSS RACING	VW Golf MK3	2	7	**184.6**	Entrenamiento No cronometrado
7	NATARA SPORT	Honda Civic	1	2	**182.1**	Entrenamiento No cronometrado
8	HLT MK3	VW Golf MK3	2	8	**181.8**	Entrenamiento No cronometrado
33	AMAZON SPORT 1	VW Golf MK3	2	9	**180.0**	Entrenamiento No cronometrado
20	CLASICOS REDAN	BMW 325i E30	3	8	**180.0**	Entrenamiento No cronometrado
25	POLESTAR TEAM	Volvo 850	3	9	**177.3**	Entrenamiento No cronometrado
29	ALPHA RACING	BMW Compact	2	10	**177.3**	Entrenamiento No cronometrado
30	PLIPETTI'S RACING TEAM	VW Golf GTI	2	11	**176.1**	Entrenamiento No cronometrado
5	DE DIEGO MOTORSPORT	Citroen Saxo	SAX	1	**175.6**	Entrenamiento No cronometrado
17	SAOCA SPORT	HONDA Civic	1	3	**175.6**	Entrenamiento No cronometrado
46	UV-SAYAGO	Citroen Saxo	SAX	2	**174.4**	Entrenamiento No cronometrado
2	BMOVIE	BMW E36 320i	2	12	**171.9**	Entrenamiento No cronometrado
11	M&M RACING TEAM	BMW E30 325i	3	10	**171.4**	Entrenamiento No cronometrado
6	CHAMAQUITOS	Honda Civic EG4	1	4	**171.4**	Entrenamiento No cronometrado
3	ANGALI RACING OURENSE	BMW E36 320i	2	13	**170.3**	Entrenamiento No cronometrado
28	EMAN EGURRE RACING TEAM	BMW E36 325i	3	11	**170.3**	Entrenamiento No cronometrado
22	ABOGADO AMIGO TEAM	Citroen Saxo	SAX	3	**168.2**	Entrenamiento No cronometrado
40	UV-TEC	Citroen Saxo	SAX	4	**167.7**	Entrenamiento No cronometrado
18	SAAB ENDURANCE RACING	SAAB	2	14	**148.9**	Entrenamiento No cronometrado

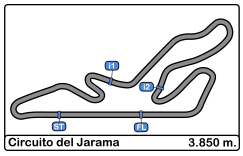

Circuito del Jarama
VI UV Endurance RACE Jarama
Entrenamiento No cronometrado
Pit Stop Analysis

1 ASAP RACING
Honda Civic EG5 — 1

Nr.	Hora Día Entrada	Tiempo Entrada	Tiempo Salida	Tiempo Box	Tiempo Box Total
1	9:22:26.708	9:22:26.708	9:23:36.579	0:01:09.871	0:01:09.871
2	9:42:55.140	9:42:55.140	9:51:31.958	0:08:36.818	0:09:46.689
3	10:09:16.909	10:09:16.909	10:11:42.219	0:02:25.310	0:12:11.999

2 BMOVIE
BMW E36 320i — 2

Nr.	Hora Día Entrada	Tiempo Entrada	Tiempo Salida	Tiempo Box	Tiempo Box Total
1	9:48:51.884	9:48:51.884	9:50:56.821	0:02:04.937	0:02:04.937
2	10:09:32.516	10:09:32.516	10:10:34.850	0:01:02.334	0:03:07.271
3	10:20:47.410	10:20:47.410	10:24:57.864	0:04:10.454	0:07:17.725

3 ANGALI RACING OURENSE
BMW E36 320i — 2

Nr.	Hora Día Entrada	Tiempo Entrada	Tiempo Salida	Tiempo Box	Tiempo Box Total
1	9:28:11.383	9:28:11.383	10:18:35.039	0:50:23.656	0:50:23.656
2	10:31:48.537	10:31:48.537	10:37:10.921	0:05:22.384	0:55:46.040
3	10:47:09.707	10:47:09.707	10:53:38.994	0:06:29.287	1:02:15.327

4 4 TEAM
BMW Compact — 2

Nr.	Hora Día Entrada	Tiempo Entrada	Tiempo Salida	Tiempo Box	Tiempo Box Total
1	9:18:35.143	9:18:35.143	9:22:47.021	0:04:11.878	0:04:11.878
2	9:34:58.272	9:34:58.272	9:51:53.064	0:16:54.792	0:21:06.670

5 DE DIEGO MOTORSPORT
Citroen Saxo — SAXO

Nr.	Hora Día Entrada	Tiempo Entrada	Tiempo Salida	Tiempo Box	Tiempo Box Total
1	9:15:47.281	9:15:47.281	9:19:13.671	0:03:26.390	0:03:26.390
2	9:21:24.814	9:21:24.814	9:22:28.243	0:01:03.429	0:04:29.819
3	9:24:34.494	9:24:34.494	9:25:45.772	0:01:11.278	0:05:41.097
4	9:27:55.338	9:27:55.338	9:31:14.092	0:03:18.754	0:08:59.851
5	9:41:43.437	9:41:43.437	9:44:59.932	0:03:16.495	0:12:16.346
6	10:04:08.983	10:04:08.983	10:11:59.184	0:07:50.201	0:20:06.547
7	10:28:56.548	10:28:56.548	10:32:25.966	0:03:29.418	0:23:35.965

7 NATARA SPORT
Honda Civic — 1

Nr.	Hora Día Entrada	Tiempo Entrada	Tiempo Salida	Tiempo Box	Tiempo Box Total
1	9:31:53.404	9:31:53.404	9:40:39.685	0:08:46.281	0:08:46.281
2	10:05:06.331	10:05:06.331	10:14:41.291	0:09:34.960	0:18:21.241
3	10:34:17.266	10:34:17.266	10:45:21.668	0:11:04.402	0:29:25.643

8 HLT MK3
VW Golf MK3 — 2

Nr.	Hora Día Entrada	Tiempo Entrada	Tiempo Salida	Tiempo Box	Tiempo Box Total
1	9:07:49.922	9:07:49.922	9:27:43.574	0:19:53.652	0:19:53.652
2	9:38:43.628	9:38:43.628	9:44:16.236	0:05:32.608	0:25:26.260
3	9:54:53.397	9:54:53.397	10:00:58.620	0:06:05.223	0:31:31.483
4	10:15:38.654	10:15:38.654	10:25:12.812	0:09:34.158	0:41:05.641

9 JDM MOTOR 1
BMW E30 325i — 3

Nr.	Hora Día Entrada	Tiempo Entrada	Tiempo Salida	Tiempo Box	Tiempo Box Total
1	9:26:03.067	9:26:03.067	9:42:08.994	0:16:05.927	0:16:05.927
2	9:57:22.041	9:57:22.041	10:01:22.034	0:03:59.993	0:20:05.920
3	10:10:27.860	10:10:27.860	10:23:03.696	0:12:35.836	0:32:41.756

10 FANSI GARAJE 49
BMW 318ti — 2

Nr.	Hora Día Entrada	Tiempo Entrada	Tiempo Salida	Tiempo Box	Tiempo Box Total
1	9:28:02.259	9:28:02.259	9:33:33.778	0:05:31.519	0:05:31.519
2	10:04:07.050	10:04:07.050	10:08:16.647	0:04:09.597	0:09:41.116
3	10:34:23.000	10:34:23.000	10:38:32.438	0:04:09.438	0:13:50.554

11 M&M RACING TEAM
BMW E30 325i — 3

Nr.	Hora Día Entrada	Tiempo Entrada	Tiempo Salida	Tiempo Box	Tiempo Box Total
1	9:20:47.774	9:20:47.774	9:32:45.432	0:11:57.658	0:11:57.658

12 M.BOSS RACING
VW Golf MK3 — 2

Nr.	Hora Día Entrada	Tiempo Entrada	Tiempo Salida	Tiempo Box	Tiempo Box Total
1	9:33:59.723	9:33:59.723	9:44:50.747	0:10:51.024	0:10:51.024
2	9:50:50.700	9:50:50.700	9:55:57.449	0:05:06.749	0:15:57.773
3	9:58:06.401	9:58:06.401	10:00:53.557	0:02:47.156	0:18:44.929
4	10:15:42.000	10:15:42.000	10:20:38.453	0:04:56.453	0:23:41.382
5	10:33:08.182	10:33:08.182	10:39:54.000	0:06:45.818	0:30:27.200

14 OLIMPIA RACING
VW Golf MK2 — 2

Nr.	Hora Día Entrada	Tiempo Entrada	Tiempo Salida	Tiempo Box	Tiempo Box Total
1	9:38:47.845	9:38:47.845	9:42:16.186	0:03:28.341	0:03:28.341
2	9:55:06.509	9:55:06.509	9:59:11.414	0:04:04.905	0:07:33.246
3	10:09:46.767	10:09:46.767	10:12:22.611	0:02:35.844	0:10:09.090

16 RRO RACING VSR
BMW 325I e36 — 3

Nr.	Hora Día Entrada	Tiempo Entrada	Tiempo Salida	Tiempo Box	Tiempo Box Total
1	9:58:15.805	9:58:15.805	10:04:13.255	0:05:57.450	0:05:57.450

17 SAOCA SPORT
HONDA Civic — 1

Nr.	Hora Día Entrada	Tiempo Entrada	Tiempo Salida	Tiempo Box	Tiempo Box Total
1	9:25:59.910	9:25:59.910	9:28:13.371	0:02:13.461	0:02:13.461
2	9:30:25.543	9:30:25.543	9:48:43.753	0:18:18.210	0:20:31.671
3	9:53:22.761	9:53:22.761	10:03:20.817	0:09:58.056	0:30:29.727
4	10:12:04.411	10:12:04.411	10:18:12.843	0:06:08.432	0:36:38.159
5	10:29:50.741	10:29:50.741	10:31:50.141	0:01:59.400	0:38:37.559

18 SAAB ENDURANCE RACING SOCIETY
SAAB — 2

Nr.	Hora Día Entrada	Tiempo Entrada	Tiempo Salida	Tiempo Box	Tiempo Box Total
1	9:28:41.116	9:28:41.116	9:47:10.873	0:18:29.757	0:18:29.757

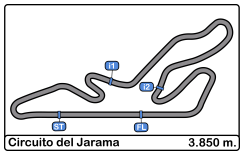

Circuito del Jarama
VI UV Endurance RACE Jarama
Entrenamiento No cronometrado
Pit Stop Analysis

19 RACING TO ENJOY

BMW E36 325i — 3

Nr.	Hora Día Entrada	Tiempo Entrada	Tiempo Salida	Tiempo Box	Tiempo Box Total
1	9:12:40.708	9:12:40.708	9:24:05.178	0:11:24.470	0:11:24.470
2	9:28:12.816	9:28:12.816	9:30:13.453	0:02:00.637	0:13:25.107
3	9:32:44.037	9:32:44.037	9:38:44.540	0:06:00.503	0:19:25.610
4	9:42:50.355	9:42:50.355	9:52:54.973	0:10:04.618	0:29:30.228
5	10:08:55.803	10:08:55.803	10:12:28.318	0:03:32.515	0:33:02.743
6	10:25:06.654	10:25:06.654	10:29:12.182	0:04:05.528	0:37:08.271
7	10:41:15.202	10:41:15.202	10:44:24.173	0:03:08.971	0:40:17.242

20 CLASICOS REDAN

BMW 325i E30 — 3

Nr.	Hora Día Entrada	Tiempo Entrada	Tiempo Salida	Tiempo Box	Tiempo Box Total
1	9:27:32.301	9:27:32.301	9:30:11.676	0:02:39.375	0:02:39.375
2	9:50:42.870	9:50:42.870	9:53:30.394	0:02:47.524	0:05:26.899
3	10:09:56.251	10:09:56.251	10:12:43.318	0:02:47.067	0:08:13.966
4	10:34:27.752	10:34:27.752	10:37:00.362	0:02:32.610	0:10:46.576
5	10:43:50.948	10:43:50.948	10:46:25.974	0:02:35.026	0:13:21.602

21 BOYACA VSR

BMW 320i E36 — 3

Nr.	Hora Día Entrada	Tiempo Entrada	Tiempo Salida	Tiempo Box	Tiempo Box Total
1	9:34:48.839	9:34:48.839	9:46:19.260	0:11:30.421	0:11:30.421
2	10:09:49.848	10:09:49.848	10:28:27.849	0:18:38.001	0:30:08.422
3	10:42:18.256	10:42:18.256	10:46:49.836	0:04:31.580	0:34:40.002

22 ABOGADO AMIGO TEAM

Citroen Saxo — SAXO

Nr.	Hora Día Entrada	Tiempo Entrada	Tiempo Salida	Tiempo Box	Tiempo Box Total
1	9:34:10.087	9:34:10.087	9:37:58.604	0:03:48.517	0:03:48.517
2	9:49:44.846	9:49:44.846	9:54:04.006	0:04:19.160	0:08:07.677
3	10:05:51.966	10:05:51.966	10:08:08.122	0:02:16.156	0:10:23.833
4	10:15:08.157	10:15:08.157	10:37:16.737	0:22:08.580	0:32:32.413
5	10:46:16.567	10:46:16.567	10:46:53.882	0:00:37.315	0:33:09.728
6	10:49:15.597	10:49:15.597	10:51:15.814	0:02:00.217	0:35:09.945

24 VSR MTORSPORT

BMW 325i E36 — 3

Nr.	Hora Día Entrada	Tiempo Entrada	Tiempo Salida	Tiempo Box	Tiempo Box Total
1	9:19:02.082	9:19:02.082	9:23:34.234	0:04:32.152	0:04:32.152
2	9:32:06.280	9:32:06.280	9:34:38.989	0:02:32.709	0:07:04.861
3	9:36:50.742	9:36:50.742	9:47:48.873	0:10:58.131	0:18:02.992
4	9:53:35.094	9:53:35.094	9:57:49.919	0:04:14.825	0:22:17.817
5	10:15:48.249	10:15:48.249	10:18:21.355	0:02:33.106	0:24:50.923
6	10:34:48.726	10:34:48.726	10:39:22.757	0:04:34.031	0:29:24.954

25 POLESTAR TEAM

Volvo 850 — 3

Nr.	Hora Día Entrada	Tiempo Entrada	Tiempo Salida	Tiempo Box	Tiempo Box Total
1	9:19:31.146	9:19:31.146	9:20:52.117	0:01:20.971	0:01:20.971
2	9:27:36.255	9:27:36.255	9:35:06.546	0:07:30.291	0:08:51.262
3	9:46:44.812	9:46:44.812	9:54:41.054	0:07:56.242	0:16:47.504
4	10:04:12.932	10:04:12.932	10:10:45.293	0:06:32.361	0:23:19.865
5	10:25:36.077	10:25:36.077	10:28:02.476	0:02:26.399	0:25:46.264
6	10:37:32.959	10:37:32.959	10:44:03.368	0:06:30.409	0:32:16.673

26 PIKANTO RACING

Seat Toledo — 2

Nr.	Hora Día Entrada	Tiempo Entrada	Tiempo Salida	Tiempo Box	Tiempo Box Total
1	9:15:54.741	9:15:54.741	9:19:15.189	0:03:20.448	0:03:20.448
2	9:29:55.844	9:29:55.844	9:33:04.322	0:03:08.478	0:06:28.926
3	9:49:40.738	9:49:40.738	9:53:12.871	0:03:32.133	0:10:01.059
4	10:07:21.860	10:07:21.860	10:14:11.667	0:06:49.807	0:16:50.866
5	10:24:30.449	10:24:30.449	10:31:59.705	0:07:29.256	0:24:20.122
6	10:34:13.644	10:34:13.644	10:35:17.508	0:01:03.864	0:25:23.986
7	10:47:59.788	10:47:59.788	10:53:32.953	0:05:33.165	0:30:57.151

27 RG MOTORSPORT

VW Golf MK2 — 2

Nr.	Hora Día Entrada	Tiempo Entrada	Tiempo Salida	Tiempo Box	Tiempo Box Total
1	9:28:42.558	9:28:42.558	9:35:48.604	0:07:06.046	0:07:06.046
2	10:02:48.183	10:02:48.183	10:15:48.949	0:13:00.766	0:20:06.812

28 EMAN EGURRE RACING TEAM

BMW E36 325i — 3

Nr.	Hora Día Entrada	Tiempo Entrada	Tiempo Salida	Tiempo Box	Tiempo Box Total
1	9:14:06.864	9:14:06.864	9:19:11.822	0:05:04.958	0:05:04.958
2	9:30:30.548	9:30:30.548	9:33:48.713	0:03:18.165	0:08:23.123
3	9:50:16.557	9:50:16.557	9:55:26.302	0:05:09.745	0:13:32.868
4	10:03:25.101	10:03:25.101	10:06:38.931	0:03:13.830	0:16:46.698
5	10:18:37.139	10:18:37.139	10:52:08.819	0:33:31.680	0:50:18.378

29 ALPHA RACING

BMW Compact — 2

Nr.	Hora Día Entrada	Tiempo Entrada	Tiempo Salida	Tiempo Box	Tiempo Box Total
1	9:07:38.314	9:07:38.314	9:09:18.577	0:01:40.263	0:01:40.263
2	9:32:22.836	9:32:22.836	9:37:03.312	0:04:40.476	0:06:20.739
3	9:58:09.618	9:58:09.618	10:02:11.997	0:04:02.379	0:10:23.118
4	10:25:09.702	10:25:09.702	10:40:20.594	0:15:10.892	0:25:34.010
5	10:42:33.223	10:42:33.223	10:44:32.476	0:01:59.253	0:27:33.263

30 PLIPETTI'S RACING TEAM

VW Golf GTI — 2

Nr.	Hora Día Entrada	Tiempo Entrada	Tiempo Salida	Tiempo Box	Tiempo Box Total
1	9:29:21.967	9:29:21.967	9:36:27.359	0:07:05.392	0:07:05.392
2	10:05:26.675	10:05:26.675	10:14:54.054	0:09:27.379	0:16:32.771
3	10:26:24.798	10:26:24.798	10:29:41.145	0:03:16.347	0:19:49.118

31 EB RACING

BMW 325i E36 — 3

Nr.	Hora Día Entrada	Tiempo Entrada	Tiempo Salida	Tiempo Box	Tiempo Box Total
1	9:10:56.820	9:10:56.820	9:14:57.235	0:04:00.415	0:04:00.415
2	9:27:53.306	9:27:53.306	9:38:36.364	0:10:43.058	0:14:43.473
3	10:00:17.891	10:00:17.891	10:18:57.135	0:18:39.244	0:33:22.717

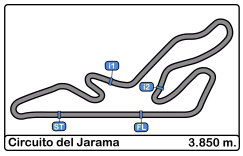

Circuito del Jarama
VI UV Endurance RACE Jarama
Entrenamiento No cronometrado
Pit Stop Analysis

32

PUNTAL PRODUCTIONS

BMW 325i E36 — 3

Nr.	Hora Día Entrada	Tiempo Entrada	Tiempo Salida	Tiempo Box	Tiempo Box Total
1	9:13:53.479	9:13:53.479	9:20:34.177	0:06:40.698	0:06:40.698
2	9:35:31.447	9:35:31.447	9:40:21.969	0:04:50.522	0:11:31.220
3	9:46:39.698	9:46:39.698	9:50:08.495	0:03:28.797	0:15:00.017
4	10:01:06.660	10:01:06.660	10:04:23.935	0:03:17.275	0:18:17.292
5	10:06:37.811	10:06:37.811	10:10:47.267	0:04:09.456	0:22:26.748
6	10:12:59.802	10:12:59.802	10:30:20.073	0:17:20.271	0:39:47.019

33

AMAZON SPORT 1

VW Golf MK3 — 2

Nr.	Hora Día Entrada	Tiempo Entrada	Tiempo Salida	Tiempo Box	Tiempo Box Total
1	9:37:01.374	9:37:01.374	9:40:04.441	0:03:03.067	0:03:03.067
2	9:46:46.942	9:46:46.942	9:51:04.245	0:04:17.303	0:07:20.370
3	10:02:17.809	10:02:17.809	10:05:05.819	0:02:48.010	0:10:08.380

34

RRB COMPETICION

Renault Clio — 2

Nr.	Hora Día Entrada	Tiempo Entrada	Tiempo Salida	Tiempo Box	Tiempo Box Total
1	9:23:18.503	9:23:18.503	9:54:53.623	0:31:35.120	0:31:35.120
2	9:59:27.142	9:59:27.142	10:01:50.803	0:02:23.661	0:33:58.781

40

UV-TEC

Citroen Saxo — SAXO

Nr.	Hora Día Entrada	Tiempo Entrada	Tiempo Salida	Tiempo Box	Tiempo Box Total
1	9:24:22.090	9:24:22.090	9:26:04.723	0:01:42.633	0:01:42.633
2	9:38:06.640	9:38:06.640	9:42:13.535	0:04:06.895	0:05:49.528
3	9:56:03.248	9:56:03.248	9:59:01.361	0:02:58.113	0:08:47.641
4	10:12:41.296	10:12:41.296	10:14:19.325	0:01:38.029	0:10:25.670
5	10:18:52.112	10:18:52.112	10:22:12.976	0:03:20.864	0:13:46.534

46

UV-SAYAGO

Citroen Saxo — SAXO

Nr.	Hora Día Entrada	Tiempo Entrada	Tiempo Salida	Tiempo Box	Tiempo Box Total
1	9:30:05.529	9:30:05.529	9:32:18.723	0:02:13.194	0:02:13.194
2	9:36:43.584	9:36:43.584	9:46:50.125	0:10:06.541	0:12:19.735
3	10:15:47.171	10:15:47.171	10:22:30.703	0:06:43.532	0:19:03.267
4	10:44:36.121	10:44:36.121	10:49:36.454	0:05:00.333	0:24:03.600

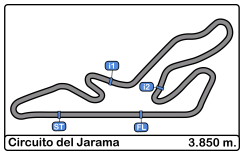

Circuito del Jarama
VI UV Endurance RACE Jarama
Entrenamiento cronometrado
Provisional Results

Clas	Nº	Equipo	Vehiculo	Cat	Clas	TMA	EBC	N.V.	V.R.	Tiempo	Dif 1º	Dif Ant.	Km/h
1	**24**	VSR MTORSPORT	BMW 325i E36	3	1			11	**11**	**1:53.991**			121.5
2	**19**	RACING TO ENJOY	BMW E36 325i	3	2			12	**8**	**1:54.106**	0.115	0.115	121.4
3	**21**	BOYACA VSR	BMW 320i E36	3	3			7	**6**	**1:56.127**	2.136	2.021	119.3
4	**26**	PIKANTO RACING	Seat Toledo	2	1			12	**2**	**1:57.799**	3.808	1.672	117.6
5	**16**	RRO RACING VSR	BMW 325I e36	3	4			12	**12**	**1:57.837**	3.846	0.038	117.6
6	**11**	M&M RACING TEAM	BMW E30 325i	3	5			13	**3**	**1:59.002**	5.011	1.165	116.4
7	**14**	OLIMPIA RACING	VW Golf MK2	2	2			21	**4**	**1:59.132**	5.141	0.130	116.3
8	**9**	JDM MOTOR 1	BMW E30 325i	3	6			13	**8**	**1:59.262**	5.271	0.130	116.2
9	**34**	RRB COMPETICION	Renault Clio	2	3			12	**3**	**1:59.296**	5.305	0.034	116.1
10	**1**	ASAP RACING	Honda Civic EG5	1	1			8	**4**	**2:00.292**	6.301	0.996	115.2
11	**27**	RG MOTORSPORT	VW Golf MK2	2	4			19	**10**	**2:01.663**	7.672	1.371	113.9
12	**12**	M.BOSS RACING	VW Golf MK3	2	5			13	**4**	**2:02.232**	8.241	0.569	113.3
13	**2**	BMOVIE	BMW E36 320i	2	6			11	**9**	**2:02.381**	8.390	0.149	113.2
14	**31**	EB RACING	BMW 325i E36	3	7			6	**5**	**2:02.402**	8.411	0.021	113.2
15	**8**	HLT MK3	VW Golf MK3	2	7			16	**3**	**2:02.494**	8.503	0.092	113.1
16	**29**	ALPHA RACING	BMW Compact	2	8			8	**6**	**2:03.724**	9.733	1.230	112.0
17	**17**	SAOCA SPORT	HONDA Civic	1	2			15	**4**	**2:04.069**	10.078	0.345	111.7
18	**20**	CLASICOS REDAN	BMW 325i E30	3	8			11	**8**	**2:05.406**	11.415	1.337	110.5
19	**5**	DE DIEGO MOTORSPORT	Citroen Saxo	SAXO	1			14	**6**	**2:05.803**	11.812	0.397	110.1
20	**7**	NATARA SPORT	Honda Civic	1	3			5	**3**	**2:05.918**	11.927	0.115	110.0
21	**10**	FANSI GARAJE 49	BMW 318ti	2	9			15	**12**	**2:06.230**	12.239	0.312	109.7
22	**33**	AMAZON SPORT 1	VW Golf MK3	2	10			16	**7**	**2:07.014**	13.023	0.784	109.1
23	**3**	ANGALI RACING OURENSE	BMW E36 320i	2	11			12	**9**	**2:07.397**	13.406	0.383	108.7
24	**30**	PLIPETTI'S RACING TEAM	VW Golf GTI	2	12			14	**3**	**2:07.540**	13.549	0.143	108.6
25	**46**	UV-SAYAGO	Citroen Saxo	SAXO	2			11	**9**	**2:07.948**	13.957	0.408	108.3
26	**28**	EMAN EGURRE RACING TEAM	BMW E36 325i	3	9			20	**17**	**2:08.021**	14.030	0.073	108.2
27	**22**	ABOGADO AMIGO TEAM	Citroen Saxo	SAXO	3			15	**14**	**2:10.064**	16.073	2.043	106.5
28	**25**	POLESTAR TEAM	Volvo 850	3	10			14	**13**	**2:11.986**	17.995	1.922	105.0
29	**40**	UV-TEC	Citroen Saxo	SAXO	4			15	**4**	**2:14.374**	20.383	2.388	103.1
30	**4**	4 TEAM	BMW Compact	2	13			2	**2**	**2:44.613**	50.622	30.239	84.1

Penalizados Dorsales 28 y 30 con anulación del mejor tiempo. Art. 20.1 Reglamento General UV 2021

Publicada a las :.....

Comisarios Deportivos:	Director de Carrera:	Cronometrador:

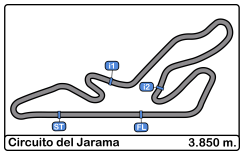

Circuito del Jarama
VI UV Endurance RACE Jarama
Entrenamiento cronometrado
Provisional Results by Class

Clas	Nº	Equipo	Vehiculo	Cat	Clas	TMA	EBC	N.V.	V.R.	Tiempo	Dif 1º	Dif Ant.	Km/h
		1											
1	**1**	ASAP RACING	Honda Civic EG5	1	1			8	**4**	**2:00.292**			115.2
2	**17**	SAOCA SPORT	HONDA Civic	1	2			15	**4**	**2:04.069**	3.777	3.777	111.7
3	**7**	NATARA SPORT	Honda Civic	1	3			5	**3**	**2:05.918**	5.626	1.849	110.0
		2											
1	**26**	PIKANTO RACING	Seat Toledo	2	1			12	**2**	**1:57.799**			117.6
2	**14**	OLIMPIA RACING	VW Golf MK2	2	2			21	**4**	**1:59.132**	1.333	1.333	116.3
3	**34**	RRB COMPETICION	Renault Clio	2	3			12	**3**	**1:59.296**	1.497	0.164	116.1
4	**27**	RG MOTORSPORT	VW Golf MK2	2	4			19	**10**	**2:01.663**	3.864	2.367	113.9
5	**12**	M.BOSS RACING	VW Golf MK3	2	5			13	**4**	**2:02.232**	4.433	0.569	113.3
6	**2**	BMOVIE	BMW E36 320i	2	6			11	**9**	**2:02.381**	4.582	0.149	113.2
7	**8**	HLT MK3	VW Golf MK3	2	7			16	**3**	**2:02.494**	4.695	0.113	113.1
8	**29**	ALPHA RACING	BMW Compact	2	8			8	**6**	**2:03.724**	5.925	1.230	112.0
9	**10**	FANSI GARAJE 49	BMW 318ti	2	9			15	**12**	**2:06.230**	8.431	2.506	109.7
10	**33**	AMAZON SPORT 1	VW Golf MK3	2	10			16	**7**	**2:07.014**	9.215	0.784	109.1
11	**3**	ANGALI RACING	BMW E36 320i	2	11			12	**9**	**2:07.397**	9.598	0.383	108.7
12	**30**	PLIPETTI'S RACING TEAM	VW Golf GTI	2	12			14	**3**	**2:07.540**	9.741	0.143	108.6
13	**4**	4 TEAM	BMW Compact	2	13			2	**2**	**2:44.613**	46.814	37.073	84.1
		3											
1	**24**	VSR MTORSPORT	BMW 325i E36	3	1			11	**11**	**1:53.991**			121.5
2	**19**	RACING TO ENJOY	BMW E36 325i	3	2			12	**8**	**1:54.106**	0.115	0.115	121.4
3	**21**	BOYACA VSR	BMW 320i E36	3	3			7	**6**	**1:56.127**	2.136	2.021	119.3
4	**16**	RRO RACING VSR	BMW 325I e36	3	4			12	**12**	**1:57.837**	3.846	1.710	117.6
5	**11**	M&M RACING TEAM	BMW E30 325i	3	5			13	**3**	**1:59.002**	5.011	1.165	116.4
6	**9**	JDM MOTOR 1	BMW E30 325i	3	6			13	**8**	**1:59.262**	5.271	0.260	116.2
7	**31**	EB RACING	BMW 325i E36	3	7			6	**5**	**2:02.402**	8.411	3.140	113.2
8	**20**	CLASICOS REDAN	BMW 325i E30	3	8			11	**8**	**2:05.406**	11.415	3.004	110.5
9	**28**	EMAN EGURRE RACING	BMW E36 325i	3	9			20	**17**	**2:08.021**	14.030	2.615	108.2
10	**25**	POLESTAR TEAM	Volvo 850	3	10			14	**13**	**2:11.986**	17.995	3.965	105.0
		SAXO											
1	**5**	DE DIEGO MOTORSPORT	Citroen Saxo	SAXO	1			14	**6**	**2:05.803**			110.1
2	**46**	UV-SAYAGO	Citroen Saxo	SAXO	2			11	**9**	**2:07.948**	2.145	2.145	108.3
3	**22**	ABOGADO AMIGO TEAM	Citroen Saxo	SAXO	3			15	**14**	**2:10.064**	4.261	2.116	106.5
4	**40**	UV-TEC	Citroen Saxo	SAXO	4			15	**4**	**2:14.374**	8.571	4.310	103.1

Penalizados Dorsales 28 y 30 con anulación del mejor tiempo. Art. 20.1 Reglamento General UV 2021

Publicada a las :.....

Comisarios Deportivos:	Director de Carrera:	Cronometrador:

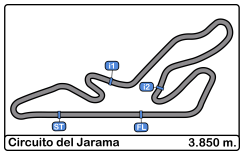

Circuito del Jarama
VI UV Endurance RACE Jarama
Entrenamiento cronometrado
Lap Analysis

1 ASAP RACING — Honda Civic EG5

1 — ASAP RACING

Vta.	D	Tiempo	Sector 1	Sector 2	Sector 3	V. Max.	Elapsed
1		11:24:33.782	P 11:22:46.888	53.651	53.243	80.2	11:24:33.782
2		4:37.136	3:18.571	43.624	34.941	84.7	11:29:10.918
3		2:03.492	47.364	42.417	33.711	183.0	11:31:14.410
4		2:00.292	46.427	40.217	33.648	191.8	11:33:14.702
5		2:00.342	46.591	40.252	33.499	192.5	11:35:15.044
6		2:01.110	46.247	40.728	34.135	192.5	11:37:16.154
7		5:06.357	P 49.894	46.424	3:30.039	174.7	11:42:22.511
8		13:57.687	P 10:28.319	44.730	2:44.638	72.8	11:56:20.198

2 BMOVIE — BMW E36 320i

2 — BMOVIE

Vta.	D	Tiempo	Sector 1	Sector 2	Sector 3	V. Max.	Elapsed
1		11:16:47.786	11:15:15.693	49.844	42.249	70.4	11:16:47.786
2		2:12.633	52.306	44.188	36.139	141.5	11:19:00.419
3		2:09.678	49.799	43.284	36.595	159.5	11:21:10.097
4		2:13.617	50.474	44.723	38.420	156.9	11:23:23.714
5		2:36.523	P 55.575	51.878	49.070	147.3	11:26:00.237
6		4:37.898	2:57.519	55.223	45.156	75.9	11:30:38.135
7		2:02.982	47.303	41.443	34.236	173.3	11:32:41.117
8		2:02.646	47.010	41.319	34.317	169.8	11:34:43.763
9		2:02.381	47.303	40.878	34.200	171.1	11:36:46.144
10		2:12.773	55.234	42.917	34.622	167.1	11:38:58.917
11		9:34.192	P 46.943	40.876	8:06.373	174.1	11:48:33.109

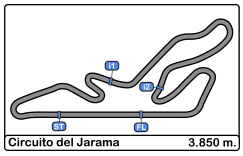

Circuito del Jarama
VI UV Endurance RACE Jarama
Entrenamiento cronometrado
Lap Analysis

3 ANGALI RACING OURENSE — BMW E36 320i

2 — ANGALI RACING OURENSE

Vta.	D	Tiempo	Sector 1	Sector 2	Sector 3	V. Max.	Elapsed
1		11:23:16.349	11:21:53.018	45.903	37.428	73.1	11:23:16.349
2		2:09.374	49.464	43.725	36.185	166.6	11:25:25.723
3		2:08.339	49.255	43.388	35.696	167.9	11:27:34.062
4		2:16.893	P 48.044	43.647	45.202	170.6	11:29:50.955
5		16:13.783	14:47.709	46.809	39.265	79.4	11:46:04.738
6		2:16.576	50.591	47.337	38.648	160.7	11:48:21.314
7		2:26.378	P 50.100	46.425	49.853	161.1	11:50:47.692
8		4:09.931	2:49.755	44.405	35.771	68.3	11:54:57.623
9		2:07.397	48.637	43.096	35.664	167.4	11:57:05.020
10		2:19.653	P 49.066	44.232	46.355	166.4	11:59:24.673
11		4:34.872	3:10.040	47.993	36.839	68.8	12:03:59.545
12		7:23.229	P 49.731	43.227	5:50.271	158.3	12:11:22.774

4 4 TEAM — BMW Compact

2 — 4 TEAM

Vta.	D	Tiempo	Sector 1	Sector 2	Sector 3	V. Max.	Elapsed
1		11:42:14.477	11:40:56.501	42.386	35.590	95.4	11:42:14.477
2		2:44.613	P 53.004	52.860	58.749	148.9	11:44:59.090

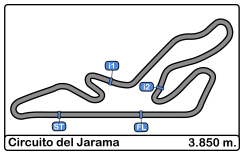

Circuito del Jarama
VI UV Endurance RACE Jarama
Entrenamiento cronometrado
Lap Analysis

5 DE DIEGO MOTORSPORT — Citroen Saxo

SAXO — DE DIEGO MOTORSPORT

Vta.	D	Tiempo	Sector 1	Sector 2	Sector 3	V. Max.	Elapsed
1		11:13:09.126	11:11:40.502	49.416	39.208	71.4	11:13:09.126
2		2:16.480	52.878	46.653	36.949	131.2	11:15:25.606
3		2:21.746	51.984	46.025	43.737	154.7	11:17:47.352
4		8:13.442	6:54.111	43.743	35.588	85.7	11:26:00.794
5		2:06.146	47.930	42.851	35.365	174.7	11:28:06.940
6		2:05.803	47.781	42.656	35.366	175.3	11:30:12.743
7	P	2:36.715	53.124	50.948	52.643	146.5	11:32:49.458
8		9:39.218	8:16.165	45.450	37.603	87.1	11:42:28.676
9		2:17.806	53.023	46.732	38.051	152.9	11:44:46.482
10		2:11.854	51.307	44.221	36.326	156.2	11:46:58.336
11		2:06.727	48.118	42.969	35.640	174.1	11:49:05.063
12		2:07.010	48.657	42.664	35.689	173.9	11:51:12.073
13		2:06.327	48.427	42.621	35.279	174.1	11:53:18.400
14	P	4:58.130	49.988	44.399	3:23.743	171.4	11:58:16.530

7 NATARA SPORT — Honda Civic

1 — NATARA SPORT

Vta.	D	Tiempo	Sector 1	Sector 2	Sector 3	V. Max.	Elapsed
1		11:26:48.865	11:25:13.404	53.386	42.075	58.1	11:26:48.865
2		2:27.188	59.567	49.676	37.945	101.0	11:29:16.053
3		2:05.918	48.901	41.305	35.712	174.7	11:31:21.971
4		2:06.241	49.366	41.876	34.999	151.6	11:33:28.212
5	P	6:56.822	58.292	58.081	5:00.449	142.6	11:40:25.034

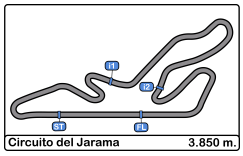

Circuito del Jarama
VI UV Endurance RACE Jarama
Entrenamiento cronometrado
Lap Analysis

8 HLT MK3 — VW Golf MK3

2 — HLT MK3

Vta.	D	Tiempo	Sector 1	Sector 2	Sector 3	V. Max.	Elapsed
1		11:18:43.991	11:17:20.392	48.612	34.987	69.5	11:18:43.991
2		2:03.631	47.003	41.982	34.646	177.9	11:20:47.622
3		2:02.494	46.730	41.145	34.619	179.7	11:22:50.116
4		2:02.506	47.082	40.855	34.569	179.1	11:24:52.622
5		2:02.942	47.065	41.076	34.801	180.0	11:26:55.564
6		2:05.770	47.057	43.874	34.839	179.7	11:29:01.334
7		6:33.572	47.004	41.096	5:05.472	178.5	11:35:34.906
8		5:11.848	3:50.760	45.264	35.824	73.3	11:40:46.754
9		2:06.472	48.218	42.635	35.619	173.3	11:42:53.226
10		2:05.434	48.049	42.225	35.160	176.1	11:44:58.660
11		2:13.610	47.854	42.348	43.408	176.4	11:47:12.270
12		6:33.517	2:38.281	44.484	3:10.752	78.3	11:53:45.787
13		3:02.200	1:24.056	53.675	44.469	71.7	11:56:47.987
14		2:35.945	59.914	53.247	42.784	130.4	11:59:23.932
15		2:33.310	58.477	52.573	42.260	123.7	12:01:57.242
16		2:44.570	58.405	52.987	53.178	124.5	12:04:41.812

9 JDM MOTOR 1 — BMW E30 325i

3 — JDM MOTOR 1

Vta.	D	Tiempo	Sector 1	Sector 2	Sector 3	V. Max.	Elapsed
1		11:13:07.856	11:11:46.243	45.239	36.374	70.3	11:13:07.856
2		2:05.297	48.130	42.126	35.041	177.3	11:15:13.153
3		2:19.412	48.584	43.080	47.748	179.7	11:17:32.565
4		4:49.544	3:34.090	40.778	34.676	85.3	11:22:22.109
5		2:00.429	46.269	39.812	34.348	181.2	11:24:22.538
6		2:04.577	46.665	39.648	38.264	185.2	11:26:27.115
7		2:01.434	45.997	41.127	34.310	189.8	11:28:28.549
8		1:59.262	45.761	39.772	33.729	194.2	11:30:27.811
9		2:32.020	55.871	51.066	45.083	153.4	11:32:59.831
10		5:32.271	4:05.476	48.319	38.476	58.3	11:38:32.102
11		2:19.997	51.241	48.407	40.349	142.2	11:40:52.099
12		2:42.438	57.684	53.470	51.284	116.2	11:43:34.537
13		7:28.057	1:53.424	47.946	4:46.687	76.9	11:51:02.594

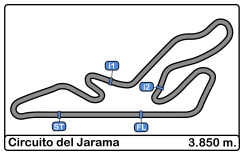

Circuito del Jarama
VI UV Endurance RACE Jarama
Entrenamiento cronometrado
Lap Analysis

10 FANSI GARAJE 49 BMW 318ti

2 FANSI GARAJE 49

Vta.	D	Tiempo	Sector 1	Sector 2	Sector 3	V. Max.	Elapsed
1		11:25:15.031	11:23:48.474	48.457	38.100	69.1	11:25:15.031
2		2:11.965	52.777	43.284	35.904	155.3	11:27:26.996
3		2:12.119	48.552	47.226	36.341	180.0	11:29:39.115
4		2:08.819	48.882	43.935	36.002	180.3	11:31:47.934
5		2:09.051	49.195	43.338	36.518	182.4	11:33:56.985
6		2:07.221	48.483	42.975	35.763	181.8	11:36:04.206
7		2:07.625	48.616	43.388	35.621	180.9	11:38:11.831
8		2:24.903	49.299	45.499	50.105	181.5	11:40:36.734
9		9:45.203	8:24.178	43.770	37.255	82.0	11:50:21.937
10		2:07.317	48.563	42.958	35.796	179.7	11:52:29.254
11		2:07.782	48.646	43.697	35.439	180.3	11:54:37.036
12		2:06.230	48.267	42.567	35.396	182.4	11:56:43.266
13		2:06.785	48.626	42.684	35.475	183.3	11:58:50.051
14		2:10.032	48.021	43.756	38.255	181.8	12:01:00.083
15		7:01.649	1:01.733	59.739	5:00.177	103.8	12:08:01.732

11 M&M RACING TEAM BMW E30 325i

3 M&M RACING TEAM

Vta.	D	Tiempo	Sector 1	Sector 2	Sector 3	V. Max.	Elapsed
1		11:16:48.292	11:15:17.991	50.204	40.097	79.4	11:16:48.292
2		2:03.933	47.121	42.270	34.542	178.5	11:18:52.225
3		1:59.002	45.408	40.101	33.493	188.4	11:20:51.227
4		2:14.646	46.685	41.588	46.373	181.2	11:23:05.873
5		18:22.763	17:05.051	43.587	34.125	79.7	11:41:28.636
6		2:01.951	46.586	40.937	34.428	198.8	11:43:30.587
7		2:01.280	46.564	40.478	34.238	190.8	11:45:31.867
8		2:11.424	50.576	47.068	33.780	181.8	11:47:43.291
9		1:59.804	45.977	40.308	33.519	199.2	11:49:43.095
10		2:21.522	57.223	50.006	34.293	145.9	11:52:04.617
11		2:44.782	58.065	59.850	46.867	164.6	11:54:49.399
12		2:09.000	53.909	41.955	33.136	135.6	11:56:58.399
13		4:43.676	51.355	47.007	3:05.314	188.4	12:01:42.075

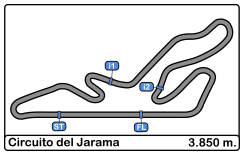

Circuito del Jarama
VI UV Endurance RACE Jarama
Entrenamiento cronometrado
Lap Analysis

12 M.BOSS RACING VW Golf MK3

2 M.BOSS RACING

Vta.	D	Tiempo	Sector 1	Sector 2	Sector 3	V. Max.	Elapsed
1		11:35:50.810	11:34:29.622	44.158	37.030	90.0	11:35:50.810
2		2:07.180	51.391	41.775	34.014	175.3	11:37:57.990
3		2:02.761	47.169	41.303	34.289	183.0	11:40:00.751
4		2:02.232	46.911	41.240	34.081	183.0	11:42:02.983
5		2:03.387	47.529	41.579	34.279	185.2	11:44:06.370
6		2:02.660	46.878	41.267	34.515	186.5	11:46:09.030
7		2:16.110	48.242	43.769	44.099	185.5	11:48:25.140
8		5:36.614	4:11.297	45.834	39.483	85.3	11:54:01.754
9		2:15.509	52.058	45.859	37.592	137.9	11:56:17.263
10		2:13.367	51.350	45.090	36.927	157.2	11:58:30.630
11		2:18.690	50.701	45.044	42.945	159.5	12:00:49.320
12		3:02.039	1:04.281	1:01.397	56.361	121.7	12:03:51.359
13		2:40.513	1:00.348	48.626	51.539	97.7	12:06:31.872
14			2:10.259	48.633		92.6	

14 OLIMPIA RACING VW Golf MK2

2 OLIMPIA RACING

Vta.	D	Tiempo	Sector 1	Sector 2	Sector 3	V. Max.	Elapsed
1		11:12:38.484	11:11:22.232	41.977	34.275	80.2	11:12:38.484
2		2:00.140	45.832	40.853	33.455	187.8	11:14:38.624
3		2:02.111	45.746	42.223	34.142	187.5	11:16:40.735
4		1:59.132	45.502	40.170	33.460	188.8	11:18:39.867
5		2:12.209	48.901	41.784	41.524	187.8	11:20:52.076
6		5:30.356	4:12.932	42.699	34.725	79.9	11:26:22.432
7		2:05.929	48.520	42.770	34.639	166.9	11:28:28.361
8		2:03.598	47.653	41.391	34.554	173.3	11:30:31.959
9		2:02.398	46.876	41.486	34.036	183.6	11:32:34.357
10		2:16.160	50.759	43.121	42.280	168.4	11:34:50.517
11		4:06.908	2:48.727	43.376	34.805	83.5	11:38:57.425
12		2:03.420	47.819	41.201	34.400	180.6	11:41:00.845
13		2:03.819	47.563	41.549	34.707	187.5	11:43:04.664
14		2:04.548	47.604	41.861	35.083	186.8	11:45:09.212
15		2:08.221	49.758	42.838	35.625	162.8	11:47:17.433
16		2:21.987	52.051	44.820	45.116	148.3	11:49:39.420
17		4:07.372	2:51.161	41.866	34.345	88.7	11:53:46.792
18		2:03.149	47.261	41.326	34.562	175.0	11:55:49.941
19		2:05.653	49.068	41.948	34.637	169.8	11:57:55.594
20		2:07.965	49.129	43.224	35.612	172.5	12:00:03.559
21		5:54.313	55.432	51.069	4:07.812	145.5	12:05:57.872

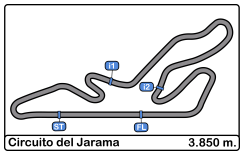

Circuito del Jarama
VI UV Endurance RACE Jarama
Entrenamiento cronometrado
Lap Analysis

16 RRO RACING VSR BMW 325I e36

3 RRO RACING VSR

Vta.	D	Tiempo	Sector 1	Sector 2	Sector 3	V. Max.	Elapsed
1		11:23:49.832	11:22:27.523	46.148	36.161	84.9	11:23:49.832
2		2:06.707	48.791	43.153	34.763		11:25:56.539
3		2:00.419	46.198	40.475	33.746		11:27:56.958
4		1:58.762	45.650	39.909	33.203		11:29:55.720
5		2:00.367	46.280	40.543	33.544		11:31:56.087
6		1:59.955	45.727	40.901	33.327	190.8	11:33:56.042
7		1:59.394	45.744	40.549	33.101		11:35:55.436
8		8:49.866	P 49.812	48.983	7:11.071		11:44:45.302
9		16:49.392	15:22.993	45.582	40.817	84.2	12:01:34.694
10		2:32.003	58.334	53.243	40.426	111.4	12:04:06.697
11		2:19.733	51.428	53.398	34.907	137.2	12:06:26.430
12		1:57.837	44.843	39.792	33.202		12:08:24.267
13			52.558	50.252		174.7	

17 SAOCA SPORT HONDA Civic

1 SAOCA SPORT

Vta.	D	Tiempo	Sector 1	Sector 2	Sector 3	V. Max.	Elapsed
1		11:22:53.960	11:21:24.977	49.193	39.790	59.9	11:22:53.960
2		2:13.875	51.471	45.544	36.860	151.0	11:25:07.835
3		2:05.148	48.190	41.922	35.036	174.7	11:27:12.983
4		2:04.069	48.054	41.631	34.384	177.9	11:29:17.052
5		2:47.239	P 54.785	1:00.405	52.049	148.9	11:32:04.291
6		6:03.522	4:43.600	44.368	35.554	85.8	11:38:07.813
7		2:06.446	48.334	43.007	35.105	177.0	11:40:14.259
8		2:07.155	49.285	42.823	35.047	178.8	11:42:21.414
9		2:06.681	47.830	42.753	36.098	180.3	11:44:28.095
10		2:07.138	47.982	42.067	37.089	179.7	11:46:35.233
11		2:12.369	53.209	43.978	35.182	146.3	11:48:47.602
12		2:04.681	48.025	41.808	34.848	179.4	11:50:52.283
13		2:04.503	47.871	41.671	34.961	179.4	11:52:56.786
14		2:04.267	47.858	41.688	34.721	180.3	11:55:01.053
15		6:01.076	P 52.129	50.123	4:18.824	165.1	12:01:02.129

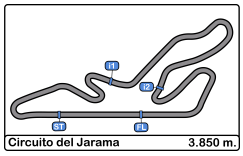

Circuito del Jarama
VI UV Endurance RACE Jarama
Entrenamiento cronometrado
Lap Analysis

19 RACING TO ENJOY — BMW E36 325i

3 — RACING TO ENJOY

Vta.	D	Tiempo	Sector 1	Sector 2	Sector 3	V. Max.	Elapsed
1		11:28:00.775	11:26:17.260	58.275	45.240	68.1	11:28:00.775
2		2:47.358	1:02.343	58.820	46.195	113.6	11:30:48.133
3		2:17.382	54.993	48.812	33.577	134.6	11:33:05.515
4		1:55.372	44.113	38.554	32.705	202.6	11:35:00.887
5		1:54.843	43.990	38.476	32.377	198.1	11:36:55.730
6		2:20.207	P 43.599	44.829	51.779	202.6	11:39:15.937
7		4:44.974	3:27.151	44.519	33.304	66.9	11:44:00.911
8		1:54.106	43.748	38.406	31.952	197.8	11:45:55.017
9		2:10.705	P 46.103	41.655	42.947	191.8	11:48:05.722
10		3:15.328	2:00.521	41.362	33.445	88.2	11:51:21.050
11		5:07.595	P 45.460	41.987	3:40.148	185.2	11:56:28.645
12		6:27.183	P 1:48.983	43.516	3:54.684	71.9	12:02:55.828

20 CLASICOS REDAN — BMW 325i E30

3 — CLASICOS REDAN

Vta.	D	Tiempo	Sector 1	Sector 2	Sector 3	V. Max.	Elapsed
1		11:23:27.472	11:21:53.652	49.338	44.482	70.1	11:23:27.472
2		2:13.205	52.413	44.768	36.024	154.7	11:25:40.677
3		2:07.725	49.329	42.806	35.590	173.9	11:27:48.402
4		2:06.978	49.264	42.515	35.199	181.5	11:29:55.380
5		2:39.024	P 51.169	55.615	52.240	156.9	11:32:34.404
6		5:32.007	4:12.533	43.692	35.782	92.3	11:38:06.411
7		2:05.526	47.976	42.119	35.431	180.9	11:40:11.937
8		2:05.406	47.806	42.167	35.433	181.2	11:42:17.343
9		2:09.704	50.291	43.923	35.490	180.6	11:44:27.047
10		2:05.899	48.202	42.393	35.304	179.7	11:46:32.946
11		6:12.841	P 1:01.598	1:05.808	4:05.435	151.4	11:52:45.787

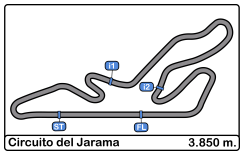

Circuito del Jarama
VI UV Endurance RACE Jarama
Entrenamiento cronometrado
Lap Analysis

21 BOYACA VSR — BMW 320i E36

3 — BOYACA VSR

Vta.	D	Tiempo	Sector 1	Sector 2	Sector 3	V. Max.	Elapsed
1		11:49:33.108	11:48:15.787	43.260	34.061	74.4	11:49:33.108
2		2:02.054	48.544	40.715	32.795	155.6	11:51:35.162
3		1:57.222	44.931	39.747	32.544	180.9	11:53:32.384
4		1:56.844	44.926	39.418	32.500	182.1	11:55:29.228
5		1:56.792	44.693	39.682	32.417	185.2	11:57:26.020
6		1:56.127	44.658	38.974	32.495	191.4	11:59:22.147
7		5:08.057	P 44.785	42.771	3:40.501	191.4	12:04:30.204

22 ABOGADO AMIGO TEAM — Citroen Saxo

SAXO — ABOGADO AMIGO TEAM

Vta.	D	Tiempo	Sector 1	Sector 2	Sector 3	V. Max.	Elapsed
1		11:18:35.656	11:17:09.977	47.030	38.649	71.3	11:18:35.656
2		2:19.883	53.966	47.067	38.850	154.2	11:20:55.539
3		2:20.616	55.029	46.051	39.536	150.4	11:23:16.155
4		2:16.348	53.248	45.152	37.948	141.1	11:25:32.503
5		2:19.085	53.192	46.277	39.616	158.1	11:27:51.588
6		2:27.508	P 52.550	46.188	48.770	150.8	11:30:19.096
7		4:40.327	3:16.345	46.879	37.103	76.4	11:34:59.423
8		2:13.166	51.108	45.130	36.928	165.6	11:37:12.589
9		2:13.286	51.265	45.076	36.945	162.6	11:39:25.875
10		2:26.246	P 51.506	45.125	49.615	161.6	11:41:52.121
11		3:45.561	2:20.292	48.505	36.764	87.1	11:45:37.682
12		2:10.900	50.074	44.354	36.472	163.1	11:47:48.582
13		2:21.685	50.659	52.826	38.200	164.1	11:50:10.267
14		2:10.064	49.722	44.021	36.321	164.6	11:52:20.331
15		4:26.550	P 49.818	43.898	2:52.834	162.8	11:56:46.881

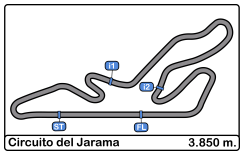

Circuito del Jarama
VI UV Endurance RACE Jarama
Entrenamiento cronometrado
Lap Analysis

24 VSR MTORSPORT BMW 325i E36

3 VSR MTORSPORT

Vta.	D	Tiempo	Sector 1	Sector 2	Sector 3	V. Max.	Elapsed
1		11:44:03.673	11:42:46.625	44.096	32.952	84.3	11:44:03.673
2		1:56.120	45.727	38.224	32.169	200.7	11:45:59.793
3		1:54.222	43.767	38.178	32.277	200.3	11:47:54.015
4		1:54.582	44.021	38.269	32.292	199.2	11:49:48.597
5		2:13.586	49.621	43.189	40.776	171.7	11:52:02.183
6		4:23.465	3:10.104	39.714	33.647	88.1	11:56:25.648
7		1:54.298	43.764	38.295	32.239	199.2	11:58:19.946
8		1:54.074	43.779	38.053	32.242	199.2	12:00:14.020
9		2:18.443	48.620	48.284	41.539	182.7	12:02:32.463
10		2:15.521	56.383	46.322	32.816	125.2	12:04:47.984
11		1:53.991	43.695	37.999	32.297	198.1	12:06:41.975
12			48.619	44.074		169.8	

25 POLESTAR TEAM Volvo 850

3 POLESTAR TEAM

Vta.	D	Tiempo	Sector 1	Sector 2	Sector 3	V. Max.	Elapsed
1		11:22:45.939	11:21:17.692	49.125	39.122	78.4	11:22:45.939
2		2:17.821	53.428	46.338	38.055	158.3	11:25:03.760
3		2:14.687	51.636	45.746	37.305	163.8	11:27:18.447
4		2:13.389	51.137	44.678	37.574	174.1	11:29:31.836
5		2:14.537	51.764	45.280	37.493	157.4	11:31:46.373
6		2:25.504	53.205	45.579	46.720	169.0	11:34:11.877
7		6:02.123	4:32.746	49.210	40.167	64.1	11:40:14.000
8		5:44.621	53.683	48.453	4:02.485	167.1	11:45:58.621
9		11:51.510	10:27.247	46.583	37.680	81.6	11:57:50.131
10		2:12.613	50.277	45.274	37.062	175.6	12:00:02.744
11		2:26.173	54.363	50.455	41.355	166.9	12:02:28.917
12		2:24.535	58.971	47.099	38.465	122.8	12:04:53.452
13		2:11.986	50.960	44.301	36.725	173.0	12:07:05.438
14		2:35.546	53.711	49.848	51.987	167.4	12:09:40.984

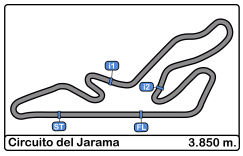

Circuito del Jarama
VI UV Endurance RACE Jarama
Entrenamiento cronometrado
Lap Analysis

26 PIKANTO RACING — Seat Toledo

2 — PIKANTO RACING

Vta.	D	Tiempo	Sector 1	Sector 2	Sector 3	V. Max.	Elapsed
1		11:19:11.106	11:17:44.781	48.050	38.275	56.7	11:19:11.106
2		1:57.799	44.980	39.430	33.389	193.2	11:21:08.905
3		2:26.352	58.581	51.339	36.432	163.8	11:23:35.257
4		2:31.215	49.383	55.098	46.734	196.7	11:26:06.472
5		2:39.499	1:08.507	46.693	44.299	196.7	11:28:45.971
6		19:24.220	18:04.693	43.867	35.660	91.1	11:48:10.191
7		2:06.406	48.522	42.180	35.704	178.2	11:50:16.597
8		2:13.930	48.326	42.328	43.276	177.6	11:52:30.527
9		5:25.864	4:09.853	41.961	34.050	84.2	11:57:56.391
10		2:02.216	46.961	41.024	34.231	178.5	11:59:58.607
11		2:32.481	54.302	49.798	48.381	162.4	12:02:31.088
12		8:11.074	1:58.347	45.127	5:27.600	84.1	12:10:42.162

27 RG MOTORSPORT — VW Golf MK2

2 — RG MOTORSPORT

Vta.	D	Tiempo	Sector 1	Sector 2	Sector 3	V. Max.	Elapsed
1		11:13:02.016	11:11:42.089	44.461	35.466	82.6	11:13:02.016
2		2:06.693	49.727	42.174	34.792	154.0	11:15:08.709
3		2:03.976	47.792	41.726	34.458	186.5	11:17:12.685
4		2:03.305	47.472	41.546	34.287	185.5	11:19:15.990
5		2:02.426	47.033	41.215	34.178	188.4	11:21:18.416
6		2:03.011	47.253	41.296	34.462	188.8	11:23:21.427
7		2:10.963	47.016	42.274	41.673	187.8	11:25:32.390
8		4:00.206	2:44.370	41.340	34.496	90.6	11:29:32.596
9		2:02.227	47.092	40.786	34.349	189.1	11:31:34.823
10		2:01.663	46.733	40.892	34.038	188.8	11:33:36.486
11		2:12.694	48.058	42.701	41.935	190.4	11:35:49.180
12		5:11.308	3:48.199	46.055	37.054	76.9	11:41:00.488
13		2:11.640	50.566	44.622	36.452	142.1	11:43:12.128
14		2:09.874	49.713	44.200	35.961	162.8	11:45:22.002
15		2:09.785	49.417	43.917	36.451	161.9	11:47:31.787
16		2:25.673	50.197	45.462	50.014	171.4	11:49:57.460
17		4:34.250	3:08.435	46.543	39.272	88.2	11:54:31.710
18		2:16.182	52.661	46.539	36.982	157.8	11:56:47.892
19		12:34.741	50.600	55.484	10:48.657	166.9	12:09:22.633

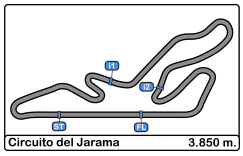

Circuito del Jarama
VI UV Endurance RACE Jarama
Entrenamiento cronometrado
Lap Analysis

28 EMAN EGURRE RACING TEAM — BMW E36 325i

3 — EMAN EGURRE RACING TEAM

Vta.	D	Tiempo	Sector 1	Sector 2	Sector 3	V. Max.	Elapsed
1		11:12:54.446	11:11:29.806	46.351	38.289	69.8	11:12:54.446
2		2:11.783	50.956	43.913	36.914	171.9	11:15:06.229
3		2:09.940	49.768	43.437	36.735	169.8	11:17:16.169
4		2:25.523	49.909	42.602	53.012	175.3	11:19:41.692
5		2:38.071	58.045	52.101	47.925	135.1	11:22:19.763
6		4:28.880	2:58.963	50.131	39.786	78.9	11:26:48.643
7		2:17.247	52.320	46.959	37.968	157.2	11:29:05.890
8		2:15.065	51.007	46.575	37.483	167.9	11:31:20.955
9		2:13.606	51.797	44.552	37.257	163.6	11:33:34.561
10		2:57.094	59.023	51.792	1:06.279	147.3	11:36:31.655
11		4:22.033	3:00.925	44.937	36.171	71.9	11:40:53.688
12		2:09.685	49.724	44.062	35.899	169.0	11:43:03.373
13		2:10.900	50.640	44.135	36.125	182.1	11:45:14.273
14		2:12.426	51.743	44.441	36.242	169.0	11:47:26.699
15		2:35.024	54.795	49.682	50.547	152.7	11:50:01.723
16		4:31.147	3:09.016	45.595	36.536	96.4	11:54:32.870
17		2:08.021	49.491	43.135	35.395	153.1	11:56:40.891
18		2:05.246	48.149	42.201	34.896	157.8	11:58:46.137
19		2:11.246	48.272	44.438	38.536	165.1	12:00:57.383
20		5:36.632	1:00.664	58.247	3:37.721	113.4	12:06:34.015

29 ALPHA RACING — BMW Compact

2 — ALPHA RACING

Vta.	D	Tiempo	Sector 1	Sector 2	Sector 3	V. Max.	Elapsed
1		11:16:46.480	11:15:22.127	47.028	37.325	90.0	11:16:46.480
2		2:05.664	47.837	42.218	35.609	173.6	11:18:52.144
3		2:05.029	47.366	41.961	35.702	176.7	11:20:57.173
4		2:24.769	49.414	46.031	49.324	158.5	11:23:21.942
5		5:21.292	3:55.053	46.496	39.743	78.6	11:28:43.234
6		2:03.724	47.699	41.667	34.358	176.4	11:30:46.958
7		2:04.143	47.174	41.515	35.454	174.4	11:32:51.101
8		5:47.777	56.368	52.427	3:58.982	175.8	11:38:38.878

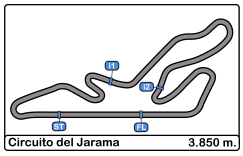

Circuito del Jarama
VI UV Endurance RACE Jarama
Entrenamiento cronometrado
Lap Analysis

30 PLIPETTI'S RACING TEAM — VW Golf GTI

2 — PLIPETTI'S RACING TEAM

Vta.	D	Tiempo	Sector 1	Sector 2	Sector 3	V. Max.	Elapsed
1		11:26:14.240	11:24:53.128	45.171	35.941	75.6	11:26:14.240
2		2:10.188	50.457	44.050	35.681	172.5	11:28:24.428
3		2:07.540	48.992	43.204	35.344	173.6	11:30:31.968
4		2:07.891	48.860	43.578	35.453	171.7	11:32:39.859
5		2:07.758	49.125	42.999	35.634	173.6	11:34:47.617
6		2:07.388	48.741	42.946	35.701	174.7	11:36:55.005
7		2:08.247	49.000	42.901	36.346	173.3	11:39:03.252
8		2:07.688	49.229	43.027	35.432	172.5	11:41:10.940
9		2:08.409	49.204	43.571	35.634	174.4	11:43:19.349
10	P	5:59.057	48.786	42.850	4:27.421	173.9	11:49:18.406
11		5:25.836	4:03.247	45.534	37.055	77.9	11:54:44.242
12		2:10.576	49.746	44.005	36.825	171.4	11:56:54.818
13		2:10.719	49.886	44.039	36.794	170.3	11:59:05.537
14	P	2:23.688	49.640	47.623	46.425	170.0	12:01:29.225

31 EB RACING — BMW 325i E36

3 — EB RACING

Vta.	D	Tiempo	Sector 1	Sector 2	Sector 3	V. Max.	Elapsed
1		11:25:35.147	11:24:14.216	44.720	36.211	83.9	11:25:35.147
2	P	2:17.924	50.040	43.511	44.373	176.1	11:27:53.071
3		5:51.915	4:33.911	43.121	34.883	95.2	11:33:44.986
4		2:03.648	47.313	41.823	34.512	189.8	11:35:48.634
5		2:02.402	46.983	41.142	34.277	192.1	11:37:51.036
6	P	6:21.572	57.198	51.177	4:33.197	136.3	11:44:12.608

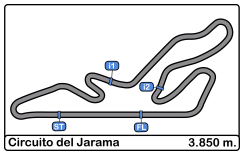

Circuito del Jarama
VI UV Endurance RACE Jarama
Entrenamiento cronometrado
Lap Analysis

33 AMAZON SPORT 1 — VW Golf MK3

2 — AMAZON SPORT 1

Vta.	D	Tiempo	Sector 1	Sector 2	Sector 3	V. Max.	Elapsed
1		11:15:42.134	11:14:14.643	49.013	38.478	79.4	11:15:42.134
2		2:13.548	50.975	45.097	37.476	168.7	11:17:55.682
3		2:29.968	56.628	51.233	42.107	143.2	11:20:25.650
4		2:59.952	56.373	47.903	1:15.676	130.9	11:23:25.602
5		4:53.457	3:33.622	43.777	36.058	76.0	11:28:19.059
6		2:07.427	48.968	42.508	35.951	180.6	11:30:26.486
7		2:07.014	48.784	42.799	35.431	173.6	11:32:33.500
8		3:08.934	54.891	55.182	1:18.861	175.6	11:35:42.434
9		5:49.529	4:27.663	45.145	36.721	71.4	11:41:31.963
10		2:10.725	49.716	44.220	36.789	169.0	11:43:42.688
11		2:11.875	50.489	44.547	36.839	177.0	11:45:54.563
12		2:45.984	51.031	45.589	1:09.364	170.8	11:48:40.547
13		5:42.809	4:17.243	46.673	38.893	76.8	11:54:23.356
14		2:12.727	51.042	44.765	36.920	159.7	11:56:36.083
15		2:09.582	49.378	43.778	36.426	168.7	11:58:45.665
16		4:25.922	50.974	47.413	2:47.535	157.8	12:03:11.587

34 RRB COMPETICION — Renault Clio

2 — RRB COMPETICION

Vta.	D	Tiempo	Sector 1	Sector 2	Sector 3	V. Max.	Elapsed
1		11:28:34.876	11:27:16.068	44.531	34.277	67.7	11:28:34.876
2		2:01.257	46.535	40.832	33.890	184.9	11:30:36.133
3		1:59.296	46.097	39.719	33.480	189.8	11:32:35.429
4		1:59.892	46.035	40.196	33.661	188.8	11:34:35.321
5		2:16.823	46.254	44.469	46.100	189.4	11:36:52.144
6		17:59.081	16:24.456	59.012	35.613	72.4	11:54:51.225
7		1:59.586	45.727	39.978	33.881	190.4	11:56:50.811
8		1:59.645	45.831	40.439	33.375	189.1	11:58:50.456
9		2:07.280	46.174	39.678	41.428	190.1	12:00:57.736
10		2:56.034	1:02.894	59.702	53.438	100.9	12:03:53.770
11		2:09.116	54.562	41.074	33.480	105.8	12:06:02.886
12		1:59.645	46.209	40.004	33.432	188.1	12:08:02.531
13			54.571	51.314		158.8	

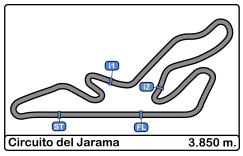

Circuito del Jarama
VI UV Endurance RACE Jarama
Entrenamiento cronometrado
Lap Analysis

40 UV-TEC Citroen Saxo

SAXO UV-TEC

Vta.	D	Tiempo	Sector 1	Sector 2	Sector 3	V. Max.	Elapsed
1		11:20:47.930	11:19:22.352	47.043	38.535	74.7	11:20:47.930
2		2:15.891	52.609	45.236	38.046	161.4	11:23:03.821
3		2:15.201	51.768	45.791	37.642	165.8	11:25:19.022
4		2:14.374	51.722	45.187	37.465	164.8	11:27:33.396
5		2:22.763	52.112	45.475	45.176	149.7	11:29:56.159
6		4:34.557	3:10.981	45.549	38.027	77.3	11:34:30.716
7		2:15.667	52.058	45.758	37.851	161.6	11:36:46.383
8		2:17.320	52.148	46.810	38.362	162.1	11:39:03.703
9		2:14.947	51.892	45.491	37.564	161.4	11:41:18.650
10		2:25.173	51.600	45.120	48.453	162.1	11:43:43.823
11		4:38.795	3:07.291	48.679	42.825	70.6	11:48:22.618
12		2:17.832	53.056	46.417	38.359	160.7	11:50:40.450
13		2:18.630	53.283	46.576	38.771	144.9	11:52:59.080
14		2:18.493	52.909	46.911	38.673	155.8	11:55:17.573
15		5:10.704	52.808	50.026	3:27.870	151.2	12:00:28.277

46 UV-SAYAGO Citroen Saxo

SAXO UV-SAYAGO

Vta.	D	Tiempo	Sector 1	Sector 2	Sector 3	V. Max.	Elapsed
1		11:22:02.833	11:20:40.315	45.090	37.428	80.7	11:22:02.833
2		2:09.820	49.484	44.454	35.882	162.1	11:24:12.653
3		2:08.590	49.450	43.408	35.732	164.8	11:26:21.243
4		2:09.736	49.085	44.584	36.067	168.2	11:28:30.979
5		2:09.031	49.045	44.227	35.759	169.8	11:30:40.010
6		2:15.122	48.775	43.668	42.679	170.6	11:32:55.132
7		6:43.010	5:22.165	45.067	35.778	84.9	11:39:38.142
8		2:08.257	48.731	43.545	35.981	171.4	11:41:46.399
9		2:07.948	48.758	43.455	35.735	171.7	11:43:54.347
10		2:08.867	48.553	43.886	36.428	171.7	11:46:03.214
11		3:09.017	48.380	1:04.174	1:16.463	172.2	11:49:12.231

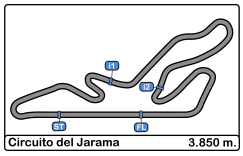

Circuito del Jarama
VI UV Endurance RACE Jarama
Entrenamiento cronometrado
Best Sectors Results

	Sector - 1			Sector - 2			Sector - 3			Vuelta Ideal vs Mejor Vuelta					
Clas	Nº	Equipo	Tiempo	Nº	Equipo	Tiempo	Nº	Equipo	Tiempo	Clas	Nº	Equipo	Vta. Ideal	Mejor Vta.	Clas
1	19	RACING TO ENJOY	43.599	24	VSR MTORSPORT	37.999	19	RACING TO ENJOY	31.952	1	24	VSR MTORSPORT	1:53.863	1:53.991	1
2	24	VSR MTORSPORT	43.695	19	RACING TO ENJOY	38.406	24	VSR MTORSPORT	32.169	2	19	RACING TO ENJOY	1:53.957	1:54.106	2
3	21	BOYACA VSR	44.658	21	BOYACA VSR	38.974	21	BOYACA VSR	32.417	3	21	BOYACA VSR	1:56.049	1:56.127	3
4	16	RRO RACING VSR	44.843	26	PIKANTO RACING	39.430	16	RRO RACING VSR	33.101	4	16	RRO RACING VSR	1:57.736	1:57.837	5
5	26	PIKANTO RACING	44.980	9	JDM MOTOR 1	39.648	11	M&M RACING TEAM	33.136	5	26	PIKANTO RACING	1:57.799	1:57.799	4
6	11	M&M RACING TEAM	45.408	34	RRB COMPETICION	39.678	34	RRB COMPETICION	33.375	6	11	M&M RACING TEAM	1:58.645	1:59.002	6
7	14	OLIMPIA RACING	45.502	16	RRO RACING VSR	39.792	26	PIKANTO RACING	33.389	7	34	RRB COMPETICION	1:58.780	1:59.296	9
8	34	RRB COMPETICION	45.727	11	M&M RACING TEAM	40.101	14	OLIMPIA RACING	33.455	8	14	OLIMPIA RACING	1:59.127	1:59.132	7
9	9	JDM MOTOR 1	45.761	14	OLIMPIA RACING	40.170	1	ASAP RACING	33.499	9	9	JDM MOTOR 1	1:59.138	1:59.262	8
10	1	ASAP RACING	46.247	1	ASAP RACING	40.217	9	JDM MOTOR 1	33.729	10	1	ASAP RACING	1:59.963	2:00.292	10
11	8	HLT MK3	46.730	27	RG MOTORSPORT	40.786	12	M.BOSS RACING	34.014	11	27	RG MOTORSPORT	2:01.557	2:01.663	11
12	27	RG MOTORSPORT	46.733	8	HLT MK3	40.855	27	RG MOTORSPORT	34.038	12	2	BMOVIE	2:02.019	2:02.381	13
13	12	M.BOSS RACING	46.878	2	BMOVIE	40.876	2	BMOVIE	34.200	13	12	M.BOSS RACING	2:02.132	2:02.232	12
14	2	BMOVIE	46.943	31	EB RACING	41.142	31	EB RACING	34.277	14	8	HLT MK3	2:02.154	2:02.494	15
15	31	EB RACING	46.983	12	M.BOSS RACING	41.240	29	ALPHA RACING	34.358	15	31	EB RACING	2:02.402	2:02.402	14
16	29	ALPHA RACING	47.174	7	NATARA SPORT	41.305	17	SAOCA SPORT	34.384	16	29	ALPHA RACING	2:03.047	2:03.724	16
17	5	DE DIEGO MOTOR	47.781	29	ALPHA RACING	41.515	8	HLT MK3	34.569	17	17	SAOCA SPORT	2:03.845	2:04.069	17
18	20	CLASICOS REDAN	47.806	17	SAOCA SPORT	41.631	28	EMAN EGURRE	34.896	18	20	CLASICOS REDAN	2:05.124	2:05.406	18
19	17	SAOCA SPORT	47.830	20	CLASICOS REDAN	42.119	7	NATARA SPORT	34.999	19	7	NATARA SPORT	2:05.205	2:05.918	20
20	10	FANSI GARAJE 49	48.021	28	EMAN EGURRE	42.201	20	CLASICOS REDAN	35.199	20	28	EMAN EGURRE	2:05.246	2:08.021	26
21	3	ANGALI RACING	48.044	4	4 TEAM	42.386	5	DE DIEGO MOTOR	35.279	21	5	DE DIEGO MOTOR	2:05.681	2:05.803	19
22	28	EMAN EGURRE	48.149	33	AMAZON SPORT 1	42.508	30	PLIPETTI'S RACING	35.344	22	10	FANSI GARAJE 49	2:05.984	2:06.230	21
23	46	UV-SAYAGO	48.380	10	FANSI GARAJE 49	42.567	10	FANSI GARAJE 49	35.396	23	33	AMAZON SPORT 1	2:06.723	2:07.014	22
24	30	PLIPETTI'S RACING	48.741	5	DE DIEGO MOTOR	42.621	33	AMAZON SPORT 1	35.431	24	3	ANGALI RACING	2:06.804	2:07.397	23
25	33	AMAZON SPORT 1	48.784	30	PLIPETTI'S RACING	42.850	4	4 TEAM	35.590	25	30	PLIPETTI'S RACING	2:06.935	2:07.540	24
26	7	NATARA SPORT	48.901	3	ANGALI RACING	43.096	3	ANGALI RACING	35.664	26	46	UV-SAYAGO	2:07.520	2:07.948	25
27	22	ABOGADO AMIGO	49.722	46	UV-SAYAGO	43.408	46	UV-SAYAGO	35.732	27	22	ABOGADO AMIGO	2:09.941	2:10.064	27
28	25	POLESTAR TEAM	50.277	22	ABOGADO AMIGO	43.898	22	ABOGADO AMIGO	36.321	28	4	4 TEAM	2:10.980	2:44.613	30
29	40	UV-TEC	51.600	25	POLESTAR TEAM	44.301	25	POLESTAR TEAM	36.725	29	25	POLESTAR TEAM	2:11.303	2:11.986	28
30	4	4 TEAM	53.004	40	UV-TEC	45.120	40	UV-TEC	37.465	30	40	UV-TEC	2:14.185	2:14.374	29

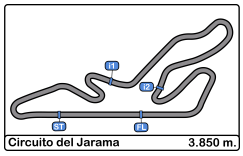

Circuito del Jarama
VI UV Endurance RACE Jarama
Entrenamiento cronometrado
Best 5 Lap Times

					Mejor 1		Mejor 2		Mejor 3		Mejor 4		Mejor 5	
Clas	**Nº**	**Equipo**	**Vehiculo**	**Cat**	**Tiempo**	**Vta.**	**Tiempo**	**Vta.**	**Tiempo**	**Vta.**	**Tiempo**	**Vta.**	**Tiempo**	**Vta.**
1	**24**	VSR MTORSPORT	BMW 325i E36	3	**1:53.991**	11	1:54.222	3	1:54.298	7	1:54.582	4	1:56.120	2
2	**19**	RACING TO ENJOY	BMW E36 325i	3	**1:54.106**	8	1:54.843	5	1:55.372	4	2:10.705	9	2:17.382	3
3	**21**	BOYACA VSR	BMW 320i E36	3	**1:56.127**	6	1:56.792	5	1:56.844	4	1:57.222	3	2:02.054	2
4	**26**	PIKANTO RACING	Seat Toledo	2	**1:57.799**	2	2:06.406	7	2:13.930	8	2:26.352	3	2:31.215	4
5	**16**	RRO RACING VSR	BMW 325I e36	3	**1:57.837**	12	1:58.762	4	1:59.394	7	1:59.955	6	2:00.367	5
6	**11**	M&M RACING TEAM	BMW E30 325i	3	**1:59.002**	3	1:59.804	9	2:01.280	7	2:01.951	6	2:03.933	2
7	**14**	OLIMPIA RACING	VW Golf MK2	2	**1:59.132**	4	2:00.140	2	2:02.111	3	2:02.398	9	2:03.149	18
8	**9**	JDM MOTOR 1	BMW E30 325i	3	**1:59.262**	8	2:00.429	5	2:01.434	7	2:04.577	6	2:05.297	2
9	**34**	RRB COMPETICION	Renault Clio	2	**1:59.296**	3	1:59.586	7	1:59.645	8	1:59.645	12	1:59.892	4
10	**1**	ASAP RACING	Honda Civic EG5	1	**2:00.292**	4	2:00.342	5	2:01.110	6	2:03.492	3	4:37.136	2
11	**27**	RG MOTORSPORT	VW Golf MK2	2	**2:01.663**	10	2:02.227	9	2:02.426	5	2:03.011	6	2:03.305	4
12	**12**	M.BOSS RACING	VW Golf MK3	2	**2:02.232**	4	2:02.660	6	2:02.761	3	2:03.387	5	2:07.180	2
13	**2**	BMOVIE	BMW E36 320i	2	**2:02.381**	9	2:02.646	8	2:02.982	7	2:09.678	3	2:12.633	2
14	**31**	EB RACING	BMW 325i E36	3	**2:02.402**	5	2:03.648	4	2:17.924	2	5:51.915	3	6:21.572	6
15	**8**	HLT MK3	VW Golf MK3	2	**2:02.494**	3	2:02.506	4	2:02.942	5	2:03.631	2	2:05.434	10
16	**29**	ALPHA RACING	BMW Compact	2	**2:03.724**	6	2:04.143	7	2:05.029	3	2:05.664	2	2:24.769	4
17	**17**	SAOCA SPORT	HONDA Civic	1	**2:04.069**	4	2:04.267	14	2:04.503	13	2:04.681	12	2:05.148	3
18	**20**	CLASICOS REDAN	BMW 325i E30	3	**2:05.406**	8	2:05.526	7	2:05.899	10	2:06.978	4	2:07.725	3
19	**5**	DE DIEGO MOTORSPORT	Citroen Saxo	SAXO	**2:05.803**	6	2:06.146	5	2:06.327	13	2:06.727	11	2:07.010	12
20	**7**	NATARA SPORT	Honda Civic	1	**2:05.918**	3	2:06.241	4	2:27.188	2	6:56.822	5		
21	**10**	FANSI GARAJE 49	BMW 318ti	2	**2:06.230**	12	2:06.785	13	2:07.221	6	2:07.317	10	2:07.625	7
22	**33**	AMAZON SPORT 1	VW Golf MK3	2	**2:07.014**	7	2:07.427	6	2:09.582	15	2:10.725	10	2:11.875	11
23	**3**	ANGALI RACING OURENSE	BMW E36 320i	2	**2:07.397**	9	2:08.339	3	2:09.374	2	2:16.576	6	2:16.893	4
24	**30**	PLIPETTI'S RACING TEAM	VW Golf GTI	2	**2:07.540**	3	2:07.688	8	2:07.758	5	2:07.891	4	2:08.247	7
25	**46**	UV-SAYAGO	Citroen Saxo	SAXO	**2:07.948**	9	2:08.257	8	2:08.590	3	2:08.867	10	2:09.031	5
26	**28**	EMAN EGURRE RACING TEAM	BMW E36 325i	3	**2:08.021**	17	2:09.685	12	2:09.940	3	2:10.900	13	2:11.783	2
27	**22**	ABOGADO AMIGO TEAM	Citroen Saxo	SAXO	**2:10.064**	14	2:10.900	12	2:13.166	8	2:13.286	9	2:16.348	4
28	**25**	POLESTAR TEAM	Volvo 850	3	**2:11.986**	13	2:13.389	4	2:14.537	5	2:14.687	3	2:17.821	2
29	**40**	UV-TEC	Citroen Saxo	SAXO	**2:14.374**	4	2:14.947	9	2:15.201	3	2:15.667	7	2:15.891	2
30	**4**	4 TEAM	BMW Compact	2	**2:44.613**	2								

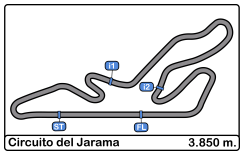

Circuito del Jarama
VI UV Endurance RACE Jarama
Entrenamiento cronometrado
Best 5 Top Speeds

					Maxima 1		Maxima 2		Maxima 3		Maxima 4		Maxima 5		
Clas	**Nº**	**Equipo**	**Vehiculo**	**Cat**	**Km/h**	**Vta.**	**Km/h**	**Vta.**	**Km/h**	**Vta.**	**Km/h**	**Vta.**	**Km/h**	**Vta.**	**Media**
1	**19**	RACING TO ENJOY	BMW E36 325i	3	**202.6**	4	202.6	6	198.1	5	197.8	8	191.8	9	198.6
2	**24**	VSR MTORSPORT	BMW 325i E36	3	**200.7**	2	200.3	3	199.2	4	199.2	7	199.2	8	199.7
3	**11**	M&M RACING TEAM	BMW E30 325i	3	**199.2**	9	198.8	6	190.8	7	188.4	3	188.4	13	193.1
4	**26**	PIKANTO RACING	Seat Toledo	2	**196.7**	4	196.7	5	193.2	2	178.5	10	178.2	7	188.6
5	**9**	JDM MOTOR 1	BMW E30 325i	3	**194.2**	8	189.8	7	185.2	6	181.2	5	179.7	3	186.0
6	**1**	ASAP RACING	Honda Civic EG5	1	**192.5**	5	192.5	6	191.8	4	183.0	3	174.7	7	186.9
7	**31**	EB RACING	BMW 325i E36	3	**192.1**	5	189.8	4	176.1	2	136.3	6	95.2	3	157.9
8	**21**	BOYACA VSR	BMW 320i E36	3	**191.4**	6	191.4	7	185.2	5	182.1	4	180.9	3	186.2
9	**16**	RRO RACING VSR	BMW 325I e36	3	**190.8**	6	174.7	13	137.2	11	111.4	10	84.9	1	139.8
10	**27**	RG MOTORSPORT	VW Golf MK2	2	**190.4**	11	189.1	9	188.8	6	188.8	10	188.4	5	189.1
11	**34**	RRB COMPETICION	Renault Clio	2	**190.4**	7	190.1	9	189.8	3	189.4	5	189.1	8	189.8
12	**14**	OLIMPIA RACING	VW Golf MK2	2	**188.8**	4	187.8	2	187.8	5	187.5	3	187.5	13	187.8
13	**12**	M.BOSS RACING	VW Golf MK3	2	**186.5**	6	185.5	7	185.2	5	183.0	3	183.0	4	184.6
14	**10**	FANSI GARAJE 49	BMW 318ti	2	**183.3**	13	182.4	5	182.4	12	181.8	6	181.8	14	182.3
15	**28**	EMAN EGURRE RACING TEAM	BMW E36 325i	3	**182.1**	13	175.3	4	171.9	2	169.8	3	169.0	12	173.6
16	**20**	CLASICOS REDAN	BMW 325i E30	3	**181.5**	4	181.2	8	180.9	7	180.6	9	179.7	10	180.7
17	**33**	AMAZON SPORT 1	VW Golf MK3	2	**180.6**	6	177.0	11	175.6	8	173.6	7	170.8	12	175.5
18	**17**	SAOCA SPORT	HONDA Civic	1	**180.3**	9	180.3	14	179.7	10	179.4	12	179.4	13	179.8
19	**8**	HLT MK3	VW Golf MK3	2	**180.0**	5	179.7	3	179.7	6	179.1	4	178.5	7	179.4
20	**29**	ALPHA RACING	BMW Compact	2	**176.7**	3	176.4	6	175.8	8	174.4	7	173.6	2	175.4
21	**25**	POLESTAR TEAM	Volvo 850	3	**175.6**	10	174.1	4	173.0	13	169.0	6	167.4	14	171.8
22	**5**	DE DIEGO MOTORSPORT	Citroen Saxo	SAXO	**175.3**	6	174.7	5	174.1	11	174.1	13	173.9	12	174.4
23	**7**	NATARA SPORT	Honda Civic	1	**174.7**	3	151.6	4	142.6	5	101.0	2	58.1	1	125.6
24	**30**	PLIPETTI'S RACING TEAM	VW Golf GTI	2	**174.7**	6	174.4	9	173.9	10	173.6	3	173.6	5	174.0
25	**2**	BMOVIE	BMW E36 320i	2	**174.1**	11	173.3	7	171.1	9	169.8	8	167.1	10	171.1
26	**46**	UV-SAYAGO	Citroen Saxo	SAXO	**172.2**	11	171.7	9	171.7	10	171.4	8	170.6	6	171.5
27	**3**	ANGALI RACING OURENSE	BMW E36 320i	2	**170.6**	4	167.9	3	167.4	9	166.6	2	166.4	10	167.8
28	**40**	UV-TEC	Citroen Saxo	SAXO	**165.8**	3	164.8	4	162.1	8	162.1	10	161.6	7	163.3
29	**22**	ABOGADO AMIGO TEAM	Citroen Saxo	SAXO	**165.6**	8	164.6	14	164.1	13	163.1	12	162.8	15	164.0
30	**4**	4 TEAM	BMW Compact	2	**148.9**	2	95.4	1							122.2

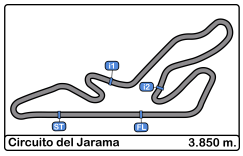

Circuito del Jarama
VI UV Endurance RACE Jarama
Entrenamiento cronometrado
Fastest Laps Sequence

Vta	Hora Día	T Sesion	Nº	Equipo	Vehiculo	Cat	Time	Km/h
2	11:14:38.624	4:38.624	**14**	OLIMPIA RACING	VW Golf MK2	2	**2:00.140**	115.3
4	11:18:39.867	8:39.867	**14**	OLIMPIA RACING	VW Golf MK2	2	**1:59.132**	116.3
3	11:20:51.227	10:51.227	**11**	M&M RACING TEAM	BMW E30 325i	3	**1:59.002**	116.4
2	11:21:08.905	11:08.905	**26**	PIKANTO RACING	Seat Toledo	2	**1:57.799**	117.6
4	11:35:00.887	25:00.887	**19**	RACING TO ENJOY	BMW E36 325i	3	**1:55.372**	120.1
5	11:36:55.730	26:55.730	**19**	RACING TO ENJOY	BMW E36 325i	3	**1:54.843**	120.6
8	11:45:55.017	35:55.017	**19**	RACING TO ENJOY	BMW E36 325i	3	**1:54.106**	121.4
11	12:06:41.975	56:41.975	**24**	VSR MTORSPORT	BMW 325i E36	3	**1:53.991**	121.5

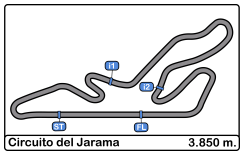

Circuito del Jarama
VI UV Endurance RACE Jarama
Entrenamiento cronometrado
Event Best Maximum Speed

Nº	Equipo	Vehiculo	Cat	Clas	Km/h	Sesion
19	RACING TO ENJOY	BMW E36 325i	3	1	**204.1**	Entrenamiento No cronometrado
24	VSR MTORSPORT	BMW 325i E36	3	2	**200.7**	Entrenamiento cronometrado
21	BOYACA VSR	BMW 320i E36	3	3	**199.6**	Entrenamiento No cronometrado
11	M&M RACING TEAM	BMW E30 325i	3	4	**199.2**	Entrenamiento cronometrado
16	RRO RACING VSR	BMW 325I e36	3	5	**197.8**	Entrenamiento No cronometrado
26	PIKANTO RACING	Seat Toledo	2	1	**196.7**	Entrenamiento cronometrado
9	JDM MOTOR 1	BMW E30 325i	3	6	**194.2**	Entrenamiento cronometrado
1	ASAP RACING	Honda Civic EG5	1	1	**192.5**	Entrenamiento cronometrado
32	PUNTAL PRODUCTIONS	BMW 325i E36	3	7	**192.1**	Entrenamiento No cronometrado
31	EB RACING	BMW 325i E36	3	8	**192.1**	Entrenamiento cronometrado
14	OLIMPIA RACING	VW Golf MK2	2	2	**191.1**	Entrenamiento No cronometrado
27	RG MOTORSPORT	VW Golf MK2	2	3	**190.4**	Entrenamiento cronometrado
34	RRB COMPETICION	Renault Clio	2	4	**190.4**	Entrenamiento cronometrado
4	4 TEAM	BMW Compact	2	5	**188.1**	Entrenamiento No cronometrado
12	M.BOSS RACING	VW Golf MK3	2	6	**186.5**	Entrenamiento cronometrado
10	FANSI GARAJE 49	BMW 318ti	2	7	**186.2**	Entrenamiento No cronometrado
7	NATARA SPORT	Honda Civic	1	2	**182.1**	Entrenamiento No cronometrado
28	EMAN EGURRE RACING TEAM	BMW E36 325i	3	9	**182.1**	Entrenamiento cronometrado
8	HLT MK3	VW Golf MK3	2	8	**181.8**	Entrenamiento No cronometrado
20	CLASICOS REDAN	BMW 325i E30	3	10	**181.5**	Entrenamiento cronometrado
33	AMAZON SPORT 1	VW Golf MK3	2	9	**180.6**	Entrenamiento cronometrado
17	SAOCA SPORT	HONDA Civic	1	3	**180.3**	Entrenamiento cronometrado
25	POLESTAR TEAM	Volvo 850	3	11	**177.3**	Entrenamiento No cronometrado
29	ALPHA RACING	BMW Compact	2	10	**177.3**	Entrenamiento No cronometrado
30	PLIPETTI'S RACING TEAM	VW Golf GTI	2	11	**176.1**	Entrenamiento No cronometrado
5	DE DIEGO MOTORSPORT	Citroen Saxo	SAX	1	**175.6**	Entrenamiento No cronometrado
46	UV-SAYAGO	Citroen Saxo	SAX	2	**174.4**	Entrenamiento No cronometrado
2	BMOVIE	BMW E36 320i	2	12	**174.1**	Entrenamiento cronometrado
6	CHAMAQUITOS	Honda Civic EG4	1	4	**171.4**	Entrenamiento No cronometrado
3	ANGALI RACING OURENSE	BMW E36 320i	2	13	**170.6**	Entrenamiento cronometrado
22	ABOGADO AMIGO TEAM	Citroen Saxo	SAX	3	**168.2**	Entrenamiento No cronometrado
40	UV-TEC	Citroen Saxo	SAX	4	**167.7**	Entrenamiento No cronometrado
18	SAAB ENDURANCE RACING	SAAB	2	14	**148.9**	Entrenamiento No cronometrado

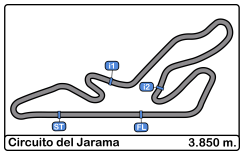

Circuito del Jarama
VI UV Endurance RACE Jarama
Entrenamiento cronometrado
Pit Stop Analysis

1 ASAP RACING
Honda Civic EG5 — 1

Nr.	Hora Día Entrada	Tiempo Entrada	Tiempo Salida	Tiempo Box	Tiempo Box Total
1	11:24:29.216	11:24:29.216	11:27:03.061	0:02:33.845	0:02:33.845
2	11:39:37.183	11:39:37.183	11:52:02.752	0:12:25.569	0:14:59.414

2 BMOVIE
BMW E36 320i — 2

Nr.	Hora Día Entrada	Tiempo Entrada	Tiempo Salida	Tiempo Box	Tiempo Box Total
1	11:25:55.273	11:25:55.273	11:28:08.852	0:02:13.579	0:02:13.579

3 ANGALI RACING OURENSE
BMW E36 320i — 2

Nr.	Hora Día Entrada	Tiempo Entrada	Tiempo Salida	Tiempo Box	Tiempo Box Total
1	11:29:47.286	11:29:47.286	11:43:50.724	0:14:03.438	0:14:03.438
2	11:50:44.284	11:50:44.284	11:52:47.785	0:02:03.501	0:16:06.939
3	11:59:20.219	11:59:20.219	12:01:42.274	0:02:22.055	0:18:28.994

5 DE DIEGO MOTORSPORT
Citroen Saxo — SAXO

Nr.	Hora Día Entrada	Tiempo Entrada	Tiempo Salida	Tiempo Box	Tiempo Box Total
1	11:17:44.050	11:17:44.050	11:23:52.492	0:06:08.442	0:06:08.442
2	11:32:45.654	11:32:45.654	11:40:13.544	0:07:27.890	0:13:36.332

8 HLT MK3
VW Golf MK3 — 2

Nr.	Hora Día Entrada	Tiempo Entrada	Tiempo Salida	Tiempo Box	Tiempo Box Total
1	11:31:23.523	11:31:23.523	11:38:36.194	0:07:12.671	0:07:12.671
2	11:47:08.688	11:47:08.688	11:49:03.365	0:01:54.677	0:09:07.348
3	11:51:16.774	11:51:16.774	11:54:15.099	0:02:58.325	0:12:05.673

9 JDM MOTOR 1
BMW E30 325i — 3

Nr.	Hora Día Entrada	Tiempo Entrada	Tiempo Salida	Tiempo Box	Tiempo Box Total
1	11:17:29.177	11:17:29.177	11:20:20.134	0:02:50.957	0:02:50.957
2	11:32:56.706	11:32:56.706	11:36:13.574	0:03:16.868	0:06:07.825
3	11:43:30.041	11:43:30.041	11:44:39.206	0:01:09.165	0:07:16.990

10 FANSI GARAJE 49
BMW 318ti — 2

Nr.	Hora Día Entrada	Tiempo Entrada	Tiempo Salida	Tiempo Box	Tiempo Box Total
1	11:40:30.723	11:40:30.723	11:48:09.822	0:07:39.099	0:07:39.099

11 M&M RACING TEAM
BMW E30 325i — 3

Nr.	Hora Día Entrada	Tiempo Entrada	Tiempo Salida	Tiempo Box	Tiempo Box Total
1	11:23:01.460	11:23:01.460	11:39:22.971	0:16:21.511	0:16:21.511

12 M.BOSS RACING
VW Golf MK3 — 2

Nr.	Hora Día Entrada	Tiempo Entrada	Tiempo Salida	Tiempo Box	Tiempo Box Total
1	11:48:21.470	11:48:21.470	11:51:46.826	0:03:25.356	0:03:25.356
2	12:06:26.718	12:06:26.718	12:07:54.444	0:01:27.726	0:04:53.082

14 OLIMPIA RACING
VW Golf MK2 — 2

Nr.	Hora Día Entrada	Tiempo Entrada	Tiempo Salida	Tiempo Box	Tiempo Box Total
1	11:20:48.904	11:20:48.904	11:24:16.368	0:03:27.464	0:03:27.464
2	11:34:46.842	11:34:46.842	11:36:49.020	0:02:02.178	0:05:29.642
3	11:49:35.312	11:49:35.312	11:51:45.321	0:02:10.009	0:07:39.651

16 RRO RACING VSR
BMW 325I e36 — 3

Nr.	Hora Día Entrada	Tiempo Entrada	Tiempo Salida	Tiempo Box	Tiempo Box Total
1	11:38:22.231	11:38:22.231	11:59:18.669	0:20:56.438	0:20:56.438

17 SAOCA SPORT
HONDA Civic — 1

Nr.	Hora Día Entrada	Tiempo Entrada	Tiempo Salida	Tiempo Box	Tiempo Box Total
1	11:31:59.568	11:31:59.568	11:36:01.855	0:04:02.287	0:04:02.287

19 RACING TO ENJOY
BMW E36 325i — 3

Nr.	Hora Día Entrada	Tiempo Entrada	Tiempo Salida	Tiempo Box	Tiempo Box Total
1	11:39:11.438	11:39:11.438	11:41:54.060	0:02:42.622	0:02:42.622
2	11:48:02.256	11:48:02.256	11:49:22.436	0:01:20.180	0:04:02.802
3	11:53:31.197	11:53:31.197	11:57:29.493	0:03:58.296	0:08:01.098

20 CLASICOS REDAN
BMW 325i E30 — 3

Nr.	Hora Día Entrada	Tiempo Entrada	Tiempo Salida	Tiempo Box	Tiempo Box Total
1	11:32:30.715	11:32:30.715	11:35:58.044	0:03:27.329	0:03:27.329

22 ABOGADO AMIGO TEAM
Citroen Saxo — SAXO

Nr.	Hora Día Entrada	Tiempo Entrada	Tiempo Salida	Tiempo Box	Tiempo Box Total
1	11:30:14.452	11:30:14.452	11:32:45.129	0:02:30.677	0:02:30.677
2	11:41:48.595	11:41:48.595	11:43:25.052	0:01:36.457	0:04:07.134

24 VSR MTORSPORT
BMW 325i E36 — 3

Nr.	Hora Día Entrada	Tiempo Entrada	Tiempo Salida	Tiempo Box	Tiempo Box Total
1	11:51:58.775	11:51:58.775	11:54:29.020	0:02:30.245	0:02:30.245

25 POLESTAR TEAM
Volvo 850 — 3

Nr.	Hora Día Entrada	Tiempo Entrada	Tiempo Salida	Tiempo Box	Tiempo Box Total
1	11:34:07.751	11:34:07.751	11:37:51.943	0:03:44.192	0:03:44.192
2	11:42:43.591	11:42:43.591	11:55:36.649	0:12:53.058	0:16:37.250

26 PIKANTO RACING
Seat Toledo — 2

Nr.	Hora Día Entrada	Tiempo Entrada	Tiempo Salida	Tiempo Box	Tiempo Box Total
1	11:28:42.852	11:28:42.852	11:46:03.052	0:17:20.200	0:17:20.200
2	11:52:27.443	11:52:27.443	11:55:55.550	0:03:28.107	0:20:48.307
3	12:02:27.155	12:02:27.155	12:03:40.249	0:01:13.094	0:22:01.401

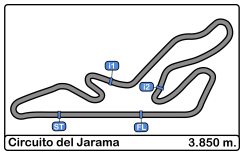

Circuito del Jarama
VI UV Endurance RACE Jarama
Entrenamiento cronometrado
Pit Stop Analysis

27

RG MOTORSPORT

VW Golf MK2 — 2

Nr.	Hora Día Entrada	Tiempo Entrada	Tiempo Salida	Tiempo Box	Tiempo Box Total
1	11:25:29.034	11:25:29.034	11:27:32.181	0:02:03.147	0:02:03.147
2	11:35:45.846	11:35:45.846	11:38:46.026	0:03:00.180	0:05:03.327
3	11:49:52.296	11:49:52.296	11:52:15.630	0:02:23.334	0:07:26.661

28

EMAN EGURRE RACING TEAM

BMW E36 325i — 3

Nr.	Hora Día Entrada	Tiempo Entrada	Tiempo Salida	Tiempo Box	Tiempo Box Total
1	11:22:15.637	11:22:15.637	11:24:25.238	0:02:09.601	0:02:09.601
2	11:36:25.900	11:36:25.900	11:38:42.613	0:02:16.713	0:04:26.314
3	11:49:56.018	11:49:56.018	11:52:22.289	0:02:26.271	0:06:52.585

29

ALPHA RACING

BMW Compact — 2

Nr.	Hora Día Entrada	Tiempo Entrada	Tiempo Salida	Tiempo Box	Tiempo Box Total
1	11:23:17.770	11:23:17.770	11:26:30.291	0:03:12.521	0:03:12.521

30

PLIPETTI'S RACING TEAM

VW Golf GTI — 2

Nr.	Hora Día Entrada	Tiempo Entrada	Tiempo Salida	Tiempo Box	Tiempo Box Total
1	11:45:45.824	11:45:45.824	11:52:32.318	0:06:46.494	0:06:46.494

31

EB RACING

BMW 325i E36 — 3

Nr.	Hora Día Entrada	Tiempo Entrada	Tiempo Salida	Tiempo Box	Tiempo Box Total
1	11:27:49.183	11:27:49.183	11:31:40.661	0:03:51.478	0:03:51.478

33

AMAZON SPORT 1

VW Golf MK3 — 2

Nr.	Hora Día Entrada	Tiempo Entrada	Tiempo Salida	Tiempo Box	Tiempo Box Total
1	11:22:55.864	11:22:55.864	11:26:11.430	0:03:15.566	0:03:15.566
2	11:35:11.231	11:35:11.231	11:39:20.628	0:04:09.397	0:07:24.963
3	11:48:12.810	11:48:12.810	11:52:05.336	0:03:52.526	0:11:17.489

34

RRB COMPETICION

Renault Clio — 2

Nr.	Hora Día Entrada	Tiempo Entrada	Tiempo Salida	Tiempo Box	Tiempo Box Total
1	11:36:48.417	11:36:48.417	11:52:29.719	0:15:41.302	0:15:41.302

40

UV-TEC

Citroen Saxo — SAXO

Nr.	Hora Día Entrada	Tiempo Entrada	Tiempo Salida	Tiempo Box	Tiempo Box Total
1	11:29:51.494	11:29:51.494	11:32:18.033	0:02:26.539	0:02:26.539
2	11:43:39.245	11:43:39.245	11:45:54.241	0:02:14.996	0:04:41.535

46

UV-SAYAGO

Citroen Saxo — SAXO

Nr.	Hora Día Entrada	Tiempo Entrada	Tiempo Salida	Tiempo Box	Tiempo Box Total
1	11:32:52.026	11:32:52.026	11:37:29.557	0:04:37.531	0:04:37.531

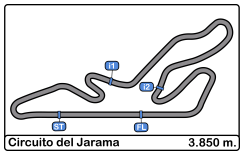

Circuito del Jarama
VI UV Endurance RACE Jarama
Entrenamiento cronometrado
Final Results

Clas	Nº	Equipo	Vehiculo	Cat	Clas	TMA	EBC	N.V.	V.R.	Tiempo	Dif 1º	Dif Ant.	Km/h
1	**24**	VSR MTORSPORT	BMW 325i E36	3	1			11	**11**	**1:53.991**			121.5
2	**19**	RACING TO ENJOY	BMW E36 325i	3	2			12	**8**	**1:54.106**	0.115	0.115	121.4
3	**21**	BOYACA VSR	BMW 320i E36	3	3			7	**6**	**1:56.127**	2.136	2.021	119.3
4	**26**	PIKANTO RACING	Seat Toledo	2	1			12	**2**	**1:57.799**	3.808	1.672	117.6
5	**16**	RRO RACING VSR	BMW 325I e36	3	4			12	**12**	**1:57.837**	3.846	0.038	117.6
6	**11**	M&M RACING TEAM	BMW E30 325i	3	5			13	**3**	**1:59.002**	5.011	1.165	116.4
7	**14**	OLIMPIA RACING	VW Golf MK2	2	2			21	**4**	**1:59.132**	5.141	0.130	116.3
8	**9**	JDM MOTOR 1	BMW E30 325i	3	6			13	**8**	**1:59.262**	5.271	0.130	116.2
9	**34**	RRB COMPETICION	Renault Clio	2	3			12	**3**	**1:59.296**	5.305	0.034	116.1
10	**1**	ASAP RACING	Honda Civic EG5	1	1			8	**4**	**2:00.292**	6.301	0.996	115.2
11	**27**	RG MOTORSPORT	VW Golf MK2	2	4			19	**10**	**2:01.663**	7.672	1.371	113.9
12	**12**	M.BOSS RACING	VW Golf MK3	2	5			13	**4**	**2:02.232**	8.241	0.569	113.3
13	**2**	BMOVIE	BMW E36 320i	2	6			11	**9**	**2:02.381**	8.390	0.149	113.2
14	**31**	EB RACING	BMW 325i E36	3	7			6	**5**	**2:02.402**	8.411	0.021	113.2
15	**8**	HLT MK3	VW Golf MK3	2	7			16	**3**	**2:02.494**	8.503	0.092	113.1
16	**29**	ALPHA RACING	BMW Compact	2	8			8	**6**	**2:03.724**	9.733	1.230	112.0
17	**17**	SAOCA SPORT	HONDA Civic	1	2			15	**4**	**2:04.069**	10.078	0.345	111.7
18	**20**	CLASICOS REDAN	BMW 325i E30	3	8			11	**8**	**2:05.406**	11.415	1.337	110.5
19	**5**	DE DIEGO MOTORSPORT	Citroen Saxo	SAXO	1			14	**6**	**2:05.803**	11.812	0.397	110.1
20	**7**	NATARA SPORT	Honda Civic	1	3			5	**3**	**2:05.918**	11.927	0.115	110.0
21	**10**	FANSI GARAJE 49	BMW 318ti	2	9			15	**12**	**2:06.230**	12.239	0.312	109.7
22	**33**	AMAZON SPORT 1	VW Golf MK3	2	10			16	**7**	**2:07.014**	13.023	0.784	109.1
23	**3**	ANGALI RACING OURENSE	BMW E36 320i	2	11			12	**9**	**2:07.397**	13.406	0.383	108.7
24	**30**	PLIPETTI'S RACING TEAM	VW Golf GTI	2	12			14	**3**	**2:07.540**	13.549	0.143	108.6
25	**46**	UV-SAYAGO	Citroen Saxo	SAXO	2			11	**9**	**2:07.948**	13.957	0.408	108.3
26	**28**	EMAN EGURRE RACING TEAM	BMW E36 325i	3	9			20	**17**	**2:08.021**	14.030	0.073	108.2
27	**22**	ABOGADO AMIGO TEAM	Citroen Saxo	SAXO	3			15	**14**	**2:10.064**	16.073	2.043	106.5
28	**25**	POLESTAR TEAM	Volvo 850	3	10			14	**13**	**2:11.986**	17.995	1.922	105.0
29	**40**	UV-TEC	Citroen Saxo	SAXO	4			15	**4**	**2:14.374**	20.383	2.388	103.1
30	**4**	4 TEAM	BMW Compact	2	13			2	**2**	**2:44.613**	50.622	30.239	84.1

Penalizados Dorsales 28 y 30 con anulación del mejor tiempo. Art. 20.1 Reglamento General UV 2021

Publicada a las :.....

Comisarios Deportivos:	**Director de Carrera:**	**Cronometrador:**

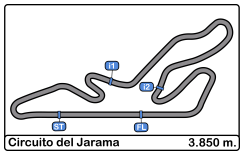

Circuito del Jarama
VI UV Endurance RACE Jarama
Carrera 8 horas resistencia
Starting Grid

31	**18**	SAAB ENDURANCE RACING		.16.		PUNTAL PRODUCTIONS	**32**	32
29	**40**	UV-TEC	2:14.374	.15.		CHAMAQUITOS	**6**	30
27	**22**	ABOGADO AMIGO TEAM	2:10.064	.14.	2:11.986	POLESTAR TEAM	**25**	28
25	**46**	UV-SAYAGO	2:07.948	.13.	2:08.021	EMAN EGURRE RACING TE	**28**	26
23	**3**	ANGALI RACING OURENSE	2:07.397	.12.	2:07.540	PLIPETTI'S RACING TEAM	**30**	24
21	**10**	FANSI GARAJE 49	2:06.230	.11.	2:07.014	AMAZON SPORT 1	**33**	22
19	**5**	DE DIEGO MOTORSPORT	2:05.803	.10.	2:05.918	NATARA SPORT	**7**	20
17	**17**	SAOCA SPORT	2:04.069	.9.	2:05.406	CLASICOS REDAN	**20**	18
15	**8**	HLT MK3	2:02.494	.8.	2:03.724	ALPHA RACING	**29**	16
13	**2**	BMOVIE	2:02.381	.7.	2:02.402	EB RACING	**31**	14
11	**27**	RG MOTORSPORT	2:01.663	.6.	2:02.232	M.BOSS RACING	**12**	12
9	**34**	RRB COMPETICION	1:59.296	.5.	2:00.292	ASAP RACING	**1**	10
7	**14**	OLIMPIA RACING	1:59.132	.4.	1:59.262	JDM MOTOR 1	**9**	8
5	**16**	RRO RACING VSR	1:57.837	.3.	1:59.002	M&M RACING TEAM	**11**	6
3	**21**	BOYACA VSR	1:56.127	.2.	1:57.799	PIKANTO RACING	**26**	4
1	**24**	VSR MTORSPORT	1:53.991	.1.	1:54.106	RACING TO ENJOY	**19**	2

Pole

Published at:.....

Comisarios Deportivos:

Cronometrador:

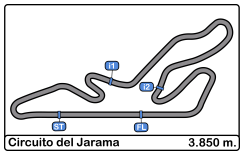

Circuito del Jarama
VI UV Endurance RACE Jarama
Carrera 8 horas resistencia
Provisional Results 1 Hour

Cla	Nº	Equipo	Vehiculo	Cat	Cla	TMA	EBC	N.V.	Tiempo	Dif 1º	Dif Ant.	Km/h	V.R.	Tiempo	Km/h
1	**19**	RACING TO ENJOY	BMW E36 325i	3	1			30	**1:00:48.901**			113.9	10	1:54.495	121.0
2	**21**	BOYACA VSR	BMW 320i E36	3	2			30	**1:01:13.507**	24.606	24.606	113.1	28	1:56.761	118.7
3	**16**	RRO RACING VSR	BMW 325I e36	3	3			30	**1:01:46.061**	57.160	32.554	112.1	17	1:58.293	117.1
4	**11**	M&M RACING TEAM	BMW E30 325i	3	4			30	**1:01:49.929**	1:01.028	3.868	112.0	3	1:57.689	117.7
5	**1**	ASAP RACING	Honda Civic EG5	1	1			29	**1:00:52.490**	1 Vta	1 Vta	110.0	15	2:00.846	114.6
6	**14**	OLIMPIA RACING	VW Golf MK2	2	1			29	**1:01:01.200**	1 Vta	8.710	109.7	2	2:02.002	113.6
7	**2**	BMOVIE	BMW E36 320i	2	2			29	**1:01:07.251**	1 Vta	6.051	109.6	20	2:02.280	113.3
8	**12**	M.BOSS RACING	VW Golf MK3	2	3			29	**1:01:09.038**	1 Vta	1.787	109.5	24	2:01.593	113.9
9	**32**	PUNTAL	BMW 325i E36	3	5			29	**1:01:13.001**	1 Vta	3.963	109.4	25	2:01.652	113.9
10	**27**	RG MOTORSPORT	VW Golf MK2	2	4			29	**1:01:15.940**	1 Vta	2.939	109.3	27	2:02.201	113.4
11	**26**	PIKANTO RACING	Seat Toledo	2	5			29	**1:01:19.936**	1 Vta	3.996	109.2	10	2:01.981	113.6
12	**31**	EB RACING	BMW 325i E36	3	6			29	**1:01:21.918**	1 Vta	1.982	109.1	24	2:02.546	113.1
13	**9**	JDM MOTOR 1	BMW E30 325i	3	7			29	**1:01:32.439**	1 Vta	10.521	108.8	22	2:02.975	112.7
14	**29**	ALPHA RACING	BMW Compact	2	6			29	**1:01:56.806**	1 Vta	24.367	108.1	15	2:04.229	111.5
15	**8**	HLT MK3	VW Golf MK3	2	7			29	**1:02:04.294**	1 Vta	7.488	107.9	12	2:04.267	111.5
16	**17**	SAOCA SPORT	HONDA Civic	1	2			29	**1:02:21.984**	1 Vta	17.690	107.4	29	2:04.412	111.4
17	**5**	DE DIEGO	Citroen Saxo	SA	1			29	**1:02:41.697**	1 Vta	19.713	106.8	19	2:06.562	109.5
18	**10**	FANSI GARAJE 49	BMW 318ti	2	8			28	**1:00:59.372**	2 Vtas	1 Vta	106.0	3	2:04.630	111.2
19	**6**	CHAMAQUITOS	Honda Civic EG4	1	3			28	**1:01:18.317**	2 Vtas	18.945	105.5	24	2:04.533	111.2
20	**28**	EMAN EGURRE RACING TEAM	BMW E36 325i	3	8			28	**1:01:19.081**	2 Vtas	0.764	105.4	10	2:04.976	110.9
21	**7**	NATARA SPORT	Honda Civic	1	4			28	**1:02:14.729**	2 Vtas	55.648	103.9	10	2:07.481	108.7
22	**30**	PLIPETTI'S RACING TEAM	VW Golf GTI	2	9			28	**1:02:16.147**	2 Vtas	1.418	103.8	6	2:08.022	108.2
23	**3**	ANGALI RACING OURENSE	BMW E36 320i	2	10			28	**1:02:19.412**	2 Vtas	3.265	103.7	21	2:07.408	108.7
24	**20**	CLASICOS REDAN	BMW 325i E30	3	9			27	**1:01:17.896**	3 Vtas	1 Vta	101.7	6	2:04.521	111.3
25	**22**	ABOGADO AMIGO	Citroen Saxo	SA	2			27	**1:01:39.659**	3 Vtas	21.763	101.1	10	2:10.148	106.4
26	**25**	POLESTAR TEAM	Volvo 850	3	10			27	**1:02:44.741**	3 Vtas	1:05.082	99.4	23	2:11.785	105.1
27	**33**	AMAZON SPORT 1	VW Golf MK3	2	11			26	**1:00:50.442**	4 Vtas	1 Vta	98.7	14	2:07.951	108.3
28	**34**	RRB COMPETICION	Renault Clio	2	12			26	**1:01:27.903**	4 Vtas	37.461	97.7	22	1:59.776	115.7
29	**40**	UV-TEC	Citroen Saxo	SA	3			25	**59:29.437**	5 Vtas	1 Vta	97.0	21	2:15.415	102.3
30	**24**	VSR MTORSPORT	BMW 325i E36	3	11			23	**47:41.563**	7 Vtas	2 Vtas	111.4	10	1:55.667	119.8
	No clasificados: (Requerimiento: 75% del numero de vueltas del lider = 23 Vueltas)														
	18	SAAB ENDURANCE RACING SOCIETY	SAAB	2	13			22	**55:01.392**	8 Vtas	1 Vta	92.3	20	2:10.180	106.4
	46	UV-SAYAGO	Citroen Saxo	SA	4			17	**42:22.915**	13 Vtas	5 Vtas	92.6	10	2:08.577	107.7

Vta. rápida de RACING TO ENJOY en 1:54.495 a 121.1 Km/h en la vuelta 10

Publicada a las :.....

Comisarios Deportivos:	**Director de Carrera:**	**Cronometrador:**

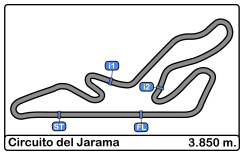

Circuito del Jarama
VI UV Endurance RACE Jarama
Carrera 8 horas resistencia
Provisional Results by Class 1 Hour

Cla	Nº	Equipo	Vehiculo	Cat	Cla	TMA	EBC	N.V.	Tiempo	Dif 1º	Dif Ant.	Km/h	V.R.	Tiempo	Km/h
		1													
1	**1**	ASAP RACING	Honda Civic EG5	1	1			29	**1:00:52.490**			110.0	15	2:00.846	114.6
2	**17**	SAOCA SPORT	HONDA Civic	1	2			29	**1:02:21.984**	1 Lap	1:29.494	107.4	29	2:04.412	111.4
3	**6**	CHAMAQUITOS	Honda Civic EG4	1	3			28	**1:01:18.317**	2 Laps	1 Lap	105.5	24	2:04.533	111.2
4	**7**	NATARA SPORT	Honda Civic	1	4			28	**1:02:14.729**	2 Laps	56.412	103.9	10	2:07.481	108.7
Vta. rápida de RACING TO ENJOY en 1:54.495 a 121.1 Km/h en la vuelta 10															
		2													
1	**14**	OLIMPIA RACING	VW Golf MK2	2	1			29	**1:01:01.200**			109.7	2	2:02.002	113.6
2	**2**	BMOVIE	BMW E36 320i	2	2			29	**1:01:07.251**	1 Lap	6.051	109.6	20	2:02.280	113.3
3	**12**	M.BOSS RACING	VW Golf MK3	2	3			29	**1:01:09.038**	1 Lap	1.787	109.5	24	2:01.593	113.9
4	**27**	RG MOTORSPORT	VW Golf MK2	2	4			29	**1:01:15.940**	1 Lap	6.902	109.3	27	2:02.201	113.4
5	**26**	PIKANTO RACING	Seat Toledo	2	5			29	**1:01:19.936**	1 Lap	3.996	109.2	10	2:01.981	113.6
6	**29**	ALPHA RACING	BMW Compact	2	6			29	**1:01:56.806**	1 Lap	36.870	108.1	15	2:04.229	111.5
7	**8**	HLT MK3	VW Golf MK3	2	7			29	**1:02:04.294**	1 Lap	7.488	107.9	12	2:04.267	111.5
8	**10**	FANSI GARAJE 49	BMW 318ti	2	8			28	**1:00:59.372**	2 Laps	1 Lap	106.0	3	2:04.630	111.2
9	**30**	PLIPETTI'S RACING TEAM	VW Golf GTI	2	9			28	**1:02:16.147**	2 Laps	1:16.775	103.8	6	2:08.022	108.2
10	**3**	ANGALI RACING OURENSE	BMW E36 320i	2	10			28	**1:02:19.412**	2 Laps	3.265	103.7	21	2:07.408	108.7
11	**33**	AMAZON SPORT 1	VW Golf MK3	2	11			26	**1:00:50.442**	4 Laps	2 Laps	98.7	14	2:07.951	108.3
12	**34**	RRB COMPETICION	Renault Clio	2	12			26	**1:01:27.903**	4 Laps	37.461	97.7	22	1:59.776	115.7
	No clasificados: (Requerimiento: 75% del numero de vueltas del lider = 23 Vueltas)														
	18	SAAB ENDURANCE RACING SOCIETY	SAAB	2	13			22	**55:01.392**	8 Laps	4 Laps	92.3	20	2:10.180	106.4
Vta. rápida de RACING TO ENJOY en 1:54.495 a 121.1 Km/h en la vuelta 10															
		3													
1	**19**	RACING TO ENJOY	BMW E36 325i	3	1			30	**1:00:48.901**			113.9	10	1:54.495	121.0
2	**21**	BOYACA VSR	BMW 320i E36	3	2			30	**1:01:13.507**	24.606	24.606	113.1	28	1:56.761	118.7
3	**16**	RRO RACING VSR	BMW 325I e36	3	3			30	**1:01:46.061**	57.160	32.554	112.1	17	1:58.293	117.1
4	**11**	M&M RACING TEAM	BMW E30 325i	3	4			30	**1:01:49.929**	1:01.028	3.868	112.0	3	1:57.689	117.7
5	**32**	PUNTAL	BMW 325i E36	3	5			29	**1:01:13.001**	1 Lap	1 Lap	109.4	25	2:01.652	113.9
6	**31**	EB RACING	BMW 325i E36	3	6			29	**1:01:21.918**	1 Lap	8.917	109.1	24	2:02.546	113.1
7	**9**	JDM MOTOR 1	BMW E30 325i	3	7			29	**1:01:32.439**	1 Lap	10.521	108.8	22	2:02.975	112.7
8	**28**	EMAN EGURRE RACING TEAM	BMW E36 325i	3	8			28	**1:01:19.081**	2 Laps	1 Lap	105.4	10	2:04.976	110.9
9	**20**	CLASICOS REDAN	BMW 325i E30	3	9			27	**1:01:17.896**	3 Laps	1 Lap	101.7	6	2:04.521	111.3
10	**25**	POLESTAR TEAM	Volvo 850	3	10			27	**1:02:44.741**	3 Laps	1:26.845	99.4	23	2:11.785	105.1
11	**24**	VSR MTORSPORT	BMW 325i E36	3	11			23	**47:41.563**	7 Laps	4 Laps	111.4	10	1:55.667	119.8
Vta. rápida de RACING TO ENJOY en 1:54.495 a 121.1 Km/h en la vuelta 10															
		SAXO													
1	**5**	DE DIEGO	Citroen Saxo	SA	1			29	**1:02:41.697**			106.8	19	2:06.562	109.5
2	**22**	ABOGADO AMIGO	Citroen Saxo	SA	2			27	**1:01:39.659**	3 Laps	2 Laps	101.1	10	2:10.148	106.4
3	**40**	UV-TEC	Citroen Saxo	SA	3			25	**59:29.437**	5 Laps	2 Laps	97.0	21	2:15.415	102.3
	No clasificados: (Requerimiento: 75% del numero de vueltas del lider = 23 Vueltas)														
	46	UV-SAYAGO	Citroen Saxo	SA	4			17	**42:22.915**	13 Laps	8 Laps	92.6	10	2:08.577	107.7
Vta. rápida de RACING TO ENJOY en 1:54.495 a 121.1 Km/h en la vuelta 10															

Publicada a las :.....

Comisarios Deportivos:	**Director de Carrera:**	**Cronometrador:**

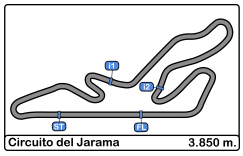

Circuito del Jarama
VI UV Endurance RACE Jarama
Carrera 8 horas resistencia
Provisional Classification by Driver Fastest Lap 1 Hour

Clas	Nº	Equipo	Vehiculo	Cat	Clas	N.V.	V.R.	Tiempo	Dif 1º	Dif Ant.	Km/h
1	**19**	RACING TO ENJOY	BMW E36 325i	3	1	30	**10**	**1:54.495**			121.0
2	**24**	VSR MTORSPORT	BMW 325i E36	3	2	23	**10**	**1:55.667**	1.172	1.172	119.8
3	**21**	BOYACA VSR	BMW 320i E36	3	3	30	**28**	**1:56.761**	2.266	1.094	118.7
4	**11**	M&M RACING TEAM	BMW E30 325i	3	4	30	**3**	**1:57.689**	3.194	0.928	117.7
5	**16**	RRO RACING VSR	BMW 325I e36	3	5	30	**17**	**1:58.293**	3.798	0.604	117.1
6	**34**	RRB COMPETICION	Renault Clio	2	1	26	**22**	**1:59.776**	5.281	1.483	115.7
7	**1**	ASAP RACING	Honda Civic EG5	1	1	29	**15**	**2:00.846**	6.351	1.070	114.6
8	**12**	M.BOSS RACING	VW Golf MK3	2	2	29	**24**	**2:01.593**	7.098	0.747	113.9
9	**32**	PUNTAL PRODUCTIONS	BMW 325i E36	3	6	29	**25**	**2:01.652**	7.157	0.059	113.9
10	**26**	PIKANTO RACING	Seat Toledo	2	3	29	**10**	**2:01.981**	7.486	0.329	113.6
11	**14**	OLIMPIA RACING	VW Golf MK2	2	4	29	**2**	**2:02.002**	7.507	0.021	113.6
12	**27**	RG MOTORSPORT	VW Golf MK2	2	5	29	**27**	**2:02.201**	7.706	0.199	113.4
13	**2**	BMOVIE	BMW E36 320i	2	6	29	**20**	**2:02.280**	7.785	0.079	113.3
14	**31**	EB RACING	BMW 325i E36	3	7	29	**24**	**2:02.546**	8.051	0.266	113.1
15	**9**	JDM MOTOR 1	BMW E30 325i	3	8	29	**22**	**2:02.975**	8.480	0.429	112.7
16	**29**	ALPHA RACING	BMW Compact	2	7	29	**15**	**2:04.229**	9.734	1.254	111.5
17	**8**	HLT MK3	VW Golf MK3	2	8	29	**12**	**2:04.267**	9.772	0.038	111.5
18	**17**	SAOCA SPORT	HONDA Civic	1	2	29	**29**	**2:04.412**	9.917	0.145	111.4
19	**20**	CLASICOS REDAN	BMW 325i E30	3	9	27	**6**	**2:04.521**	10.026	0.109	111.3
20	**6**	CHAMAQUITOS	Honda Civic EG4	1	3	28	**24**	**2:04.533**	10.038	0.012	111.2
21	**10**	FANSI GARAJE 49	BMW 318ti	2	9	28	**3**	**2:04.630**	10.135	0.097	111.2
22	**28**	EMAN EGURRE RACING TEAM	BMW E36 325i	3	10	28	**10**	**2:04.976**	10.481	0.346	110.9
23	**5**	DE DIEGO MOTORSPORT	Citroen Saxo	SAXO	1	29	**19**	**2:06.562**	12.067	1.586	109.5
24	**3**	ANGALI RACING OURENSE	BMW E36 320i	2	10	28	**21**	**2:07.408**	12.913	0.846	108.7
25	**7**	NATARA SPORT	Honda Civic	1	4	28	**10**	**2:07.481**	12.986	0.073	108.7
26	**33**	AMAZON SPORT 1	VW Golf MK3	2	11	26	**14**	**2:07.951**	13.456	0.470	108.3
27	**30**	PLIPETTI'S RACING TEAM	VW Golf GTI	2	12	28	**6**	**2:08.022**	13.527	0.071	108.2
28	**46**	UV-SAYAGO	Citroen Saxo	SAXO	2	17	**10**	**2:08.577**	14.082	0.555	107.7
29	**22**	ABOGADO AMIGO TEAM	Citroen Saxo	SAXO	3	27	**10**	**2:10.148**	15.653	1.571	106.4
30	**18**	SAAB ENDURANCE RACING	SAAB	2	13	22	**20**	**2:10.180**	15.685	0.032	106.4
31	**25**	POLESTAR TEAM	Volvo 850	3	11	27	**23**	**2:11.785**	17.290	1.605	105.1
32	**40**	UV-TEC	Citroen Saxo	SAXO	4	25	**21**	**2:15.415**	20.920	3.630	102.3

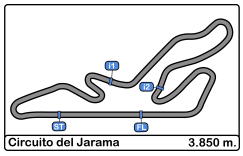

Circuito del Jarama
VI UV Endurance RACE Jarama
Carrera 8 horas resistencia
Distance and Speed Average 1 Hour

Clas	Nº	Equipo	Vehiculo	Cat	Clas	N.V.	Distancia	Tiempo Total	Km/h
1	**19**	RACING TO ENJOY	BMW E36 325i	3	1	30	**115.50**	**1:00:48.901**	113.9
2	**21**	BOYACA VSR	BMW 320i E36	3	2	30	**115.50**	**1:01:13.507**	113.1
3	**16**	RRO RACING VSR	BMW 325I e36	3	3	30	**115.50**	**1:01:46.061**	112.1
4	**11**	M&M RACING TEAM	BMW E30 325i	3	4	30	**115.50**	**1:01:49.929**	112.0
5	**1**	ASAP RACING	Honda Civic EG5	1	1	29	**111.65**	**1:00:52.490**	110.0
6	**14**	OLIMPIA RACING	VW Golf MK2	2	1	29	**111.65**	**1:01:01.200**	109.7
7	**2**	BMOVIE	BMW E36 320i	2	2	29	**111.65**	**1:01:07.251**	109.6
8	**12**	M.BOSS RACING	VW Golf MK3	2	3	29	**111.65**	**1:01:09.038**	109.5
9	**32**	PUNTAL PRODUCTIONS	BMW 325i E36	3	5	29	**111.65**	**1:01:13.001**	109.4
10	**27**	RG MOTORSPORT	VW Golf MK2	2	4	29	**111.65**	**1:01:15.940**	109.3
11	**26**	PIKANTO RACING	Seat Toledo	2	5	29	**111.65**	**1:01:19.936**	109.2
12	**31**	EB RACING	BMW 325i E36	3	6	29	**111.65**	**1:01:21.918**	109.1
13	**9**	JDM MOTOR 1	BMW E30 325i	3	7	29	**111.65**	**1:01:32.439**	108.8
14	**29**	ALPHA RACING	BMW Compact	2	6	29	**111.65**	**1:01:56.806**	108.1
15	**8**	HLT MK3	VW Golf MK3	2	7	29	**111.65**	**1:02:04.294**	107.9
16	**17**	SAOCA SPORT	HONDA Civic	1	2	29	**111.65**	**1:02:21.984**	107.4
17	**5**	DE DIEGO MOTORSPORT	Citroen Saxo	SAX	1	29	**111.65**	**1:02:41.697**	106.8
18	**10**	FANSI GARAJE 49	BMW 318ti	2	8	28	**107.80**	**1:00:59.372**	106.0
19	**6**	CHAMAQUITOS	Honda Civic EG4	1	3	28	**107.80**	**1:01:18.317**	105.5
20	**28**	EMAN EGURRE RACING	BMW E36 325i	3	8	28	**107.80**	**1:01:19.081**	105.4
21	**7**	NATARA SPORT	Honda Civic	1	4	28	**107.80**	**1:02:14.729**	103.9
22	**30**	PLIPETTI'S RACING TEAM	VW Golf GTI	2	9	28	**107.80**	**1:02:16.147**	103.8
23	**3**	ANGALI RACING OURENSE	BMW E36 320i	2	10	28	**107.80**	**1:02:19.412**	103.7
24	**20**	CLASICOS REDAN	BMW 325i E30	3	9	27	**103.95**	**1:01:17.896**	101.7
25	**22**	ABOGADO AMIGO TEAM	Citroen Saxo	SAX	2	27	**103.95**	**1:01:39.659**	101.1
26	**25**	POLESTAR TEAM	Volvo 850	3	10	27	**103.95**	**1:02:44.741**	99.4
27	**33**	AMAZON SPORT 1	VW Golf MK3	2	11	26	**100.10**	**1:00:50.442**	98.7
28	**34**	RRB COMPETICION	Renault Clio	2	12	26	**100.10**	**1:01:27.903**	97.7
29	**40**	UV-TEC	Citroen Saxo	SAX	3	25	**96.25**	**59:29.437**	97.0
30	**24**	VSR MTORSPORT	BMW 325i E36	3	11	23	**88.55**	**47:41.563**	111.4
	No clasificados: (Requerimiento: 75% del numero de vueltas del lider = 23 Vueltas)								
	18	SAAB ENDURANCE RACING	SAAB	2	13	22	**84.70**	**55:01.392**	92.3
	46	UV-SAYAGO	Citroen Saxo	SAX	4	17	**65.45**	**42:22.915**	92.6

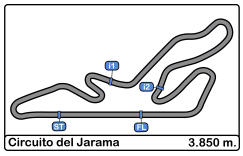

Circuito del Jarama
VI UV Endurance RACE Jarama
Carrera 8 horas resistencia
Lap Analysis 1 Hour

1	ASAP RACING				Honda Civic EG5		2	BMOVIE				BMW E36 320i	
		1			ASAP RACING				2			BMOVIE	
Vta.	**D**	**Tiempo**	**Sector 1**	**Sector 2**	**Sector 3**	**V. Max.**	**Elapsed**	**Vta.**	**D**	**Tiempo**	**Sector 1**	**Sector 2**	**Sector 3**	**V. Max.**	**Elapsed**
1		2:15.281	58.878	41.755	34.648	150.8	2:15.281	1		2:16.900	1:00.039	42.179	34.682	166.6	2:16.900
2		2:02.430	47.324	41.329	33.777	187.8	4:17.711	2		2:04.166	47.432	41.958	34.776	171.4	4:21.066
3		2:02.187	46.737	41.706	33.744	176.7	6:19.898	3		2:04.074	47.875	41.629	34.570	173.6	6:25.140
4		2:01.770	46.997	41.174	33.599	178.5	8:21.668	4		2:03.043	47.385	41.274	34.384	174.1	8:28.183
5		2:01.654	46.589	41.024	34.041	181.8	10:23.322	5		2:03.259	47.406	41.485	34.368	170.8	10:31.442
6		2:01.942	47.891	40.621	33.430	181.5	12:25.264	6		2:02.625	47.132	41.002	34.491	172.2	12:34.067
7		2:02.433	46.968	41.648	33.817	187.5	14:27.697	7		2:03.087	47.085	41.626	34.376	171.4	14:37.154
8		2:27.900	56.029	50.695	41.176	124.7	16:55.597	8		2:23.838	54.973	49.990	38.875	153.4	17:00.992
9		3:06.971	54.191	1:21.628	51.152	121.3	20:02.568	9		3:05.782	55.717	1:17.298	52.767	121.0	20:06.774
10		2:02.294	47.391	41.115	33.788	183.0	22:04.862	10		2:02.666	46.982	41.243	34.441	171.4	22:09.440
11		2:00.932	46.527	40.814	33.591	186.5	24:05.794	11		2:02.496	47.277	41.019	34.200	171.9	24:11.936
12		2:01.436	46.737	40.780	33.919	187.1	26:07.230	12		2:02.994	47.147	41.262	34.585	171.1	26:14.930
13		2:01.543	46.917	41.047	33.579	185.2	28:08.773	13		2:03.327	47.218	41.454	34.655	173.9	28:18.257
14		2:02.110	47.007	41.042	34.061	179.7	30:10.883	14		2:03.080	47.327	41.230	34.523	170.0	30:21.337
15		2:00.846	46.656	40.672	33.518	189.1	32:11.729	15		2:03.168	47.177	41.445	34.546	169.8	32:24.505
16		2:02.690	46.575	41.509	34.606	186.5	34:14.419	16		2:02.914	47.155	41.388	34.371	169.8	34:27.419
17		2:02.905	47.193	41.494	34.218	188.1	36:17.324	17		2:03.178	47.279	41.330	34.569	171.4	36:30.597
18		2:02.319	46.990	41.231	34.098	188.1	38:19.643	18		2:03.801	47.063	41.745	34.993	166.9	38:34.398
19		2:02.260	46.871	41.236	34.153	181.5	40:21.903	19		2:03.694	47.243	41.494	34.957	169.0	40:38.092
20		2:03.160	46.861	40.877	35.422	182.1	42:25.063	20		2:02.280	46.921	41.054	34.305	169.5	42:40.372
21		2:02.946	47.625	41.030	34.291	172.5	44:28.009	21		2:02.450	47.023	41.097	34.330	170.3	44:42.822
22		2:02.339	46.885	41.252	34.202	182.1	46:30.348	22		2:02.648	47.120	41.158	34.370	171.1	46:45.470
23		2:04.494	47.443	43.049	34.002	173.6	48:34.842	23		2:03.333	47.162	41.320	34.851	169.8	48:48.803
24		2:02.836	47.201	41.210	34.425	177.9	50:37.678	24		2:02.577	47.162	40.952	34.463	171.1	50:51.380
25		2:02.887	47.114	41.592	34.181	179.1	52:40.565	25		2:03.225	47.525	41.172	34.528	168.7	52:54.605
26		2:03.535	46.897	42.217	34.421	187.1	54:44.100	26		2:02.946	47.171	41.298	34.477	168.7	54:57.551
27		2:03.123	47.468	41.379	34.276	171.9	56:47.223	27		2:03.090	47.214	41.415	34.461	170.0	57:00.641
28		2:02.948	47.213	41.410	34.325	179.1	58:50.171	28		2:03.220	47.083	41.754	34.383	168.4	59:03.861
29		2:02.319	47.142	40.810	34.367	173.6	1:00:52.490	29		2:03.390	47.493	41.399	34.498	166.4	1:01:07.251
30			48.408	41.851		181.5		30			47.263	41.386		166.4	

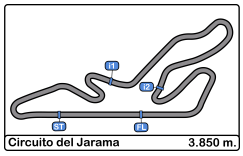

Circuito del Jarama
VI UV Endurance RACE Jarama
Carrera 8 horas resistencia
Lap Analysis 1 Hour

3 ANGALI RACING OURENSE — BMW E36 320i

2 — ANGALI RACING OURENSE

Vta.	D	Tiempo	Sector 1	Sector 2	Sector 3	V. Max.	Elapsed
1		2:27.375	1:07.046	44.266	36.063	155.3	2:27.375
2		2:08.552	49.093	43.799	35.660	169.0	4:35.927
3		2:08.389	48.913	43.598	35.878	167.7	6:44.316
4		2:09.266	49.389	43.458	36.419	168.7	8:53.582
5		2:08.815	49.579	43.383	35.853	167.1	11:02.397
6		2:08.110	49.061	43.330	35.719	170.3	13:10.507
7		2:25.972	49.717	49.556	46.699	169.5	15:36.479
8		3:12.510	1:17.013	1:07.279	48.218	83.4	18:48.989
9		2:32.389	1:06.150	49.554	36.685	81.3	21:21.378
10		2:08.444	49.072	43.484	35.888	165.6	23:29.822
11		2:08.639	49.095	43.740	35.804	165.6	25:38.461
12		2:09.789	49.593	43.820	36.376	167.1	27:48.250
13		2:09.025	49.221	43.953	35.851	166.4	29:57.275
14		2:07.933	48.897	43.315	35.721	167.4	32:05.208
15		2:09.521	49.022	43.366	37.133	167.1	34:14.729
16		2:08.771	49.133	43.418	36.220	168.2	36:23.500
17		2:11.737	49.284	45.269	37.184	169.0	38:35.237
18		2:11.135	49.675	44.371	37.089	168.2	40:46.372
19		2:07.625	48.687	43.360	35.578	168.7	42:53.997
20		2:08.889	49.426	43.500	35.963	169.8	45:02.886
21		2:07.408	48.371	43.164	35.873	172.5	47:10.294
22		2:14.115	51.231	46.477	36.407	171.9	49:24.409
23		2:08.223	49.102	43.651	35.470	167.9	51:32.632
24		2:09.423	49.270	43.833	36.320	169.8	53:42.055
25		2:10.229	49.107	45.041	36.081	166.4	55:52.284
26		2:10.191	49.875	43.784	36.532	164.3	58:02.475
27		2:08.243	49.217	43.447	35.579	165.1	1:00:10.718
28		2:08.694	48.847	43.496	36.351	166.9	1:02:19.412

5 DE DIEGO MOTORSPORT — Citroen Saxo

SAXO — DE DIEGO MOTORSPORT

Vta.	D	Tiempo	Sector 1	Sector 2	Sector 3	V. Max.	Elapsed
1		2:22.179	1:03.382	43.262	35.535	162.6	2:22.179
2		2:06.604	47.985	43.049	35.570	173.6	4:28.783
3		2:06.809	48.261	42.937	35.611	172.8	6:35.592
4		2:07.053	48.213	43.201	35.639	173.0	8:42.645
5		2:06.948	48.346	42.931	35.671	172.8	10:49.593
6		2:07.037	48.590	43.010	35.437	172.5	12:56.630
7		2:10.356	48.092	43.288	38.976	173.3	15:06.986
8		2:18.499	53.490	46.230	38.779	131.7	17:25.485
9		2:51.819	50.594	1:09.455	51.770	150.6	20:17.304
10		2:06.706	48.082	43.029	35.595	176.7	22:24.010
11		2:06.906	48.269	43.151	35.486	171.1	24:30.916
12		2:07.008	48.296	43.155	35.557	176.4	26:37.924
13		2:07.347	48.359	43.360	35.628	170.8	28:45.271
14		2:07.222	48.447	43.274	35.501	171.9	30:52.493
15		2:07.207	48.387	43.134	35.686	173.3	32:59.700
16		2:07.296	48.408	43.274	35.614	171.4	35:06.996
17		2:07.643	48.750	43.277	35.616	169.2	37:14.639
18		2:07.719	48.266	43.573	35.880	173.0	39:22.358
19		2:06.562	48.076	43.068	35.418	172.2	41:28.920
20		2:06.944	48.215	43.153	35.576	171.9	43:35.864
21		2:07.083	48.312	43.191	35.580	171.4	45:42.947
22		2:08.185	49.092	43.364	35.729	170.8	47:51.132
23		2:07.236	48.240	43.302	35.694	171.9	49:58.368
24		2:07.219	48.314	43.284	35.621	171.1	52:05.587
25		2:07.265	48.421	43.378	35.466	170.8	54:12.852
26		2:07.159	48.473	43.140	35.546	170.8	56:20.011
27		2:07.385	48.537	43.263	35.585	169.2	58:27.396
28		2:07.071	48.439	43.089	35.543	170.3	1:00:34.467
29		2:07.230	48.513	43.133	35.584	171.7	1:02:41.697

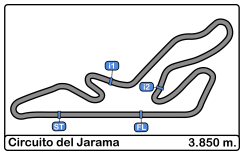

Circuito del Jarama
VI UV Endurance RACE Jarama
Carrera 8 horas resistencia
Lap Analysis 1 Hour

6 CHAMAQUITOS — Honda Civic EG4

1 CHAMAQUITOS

Vta.	D	Tiempo	Sector 1	Sector 2	Sector 3	V. Max.	Elapsed
1		2:34.031	1:14.369	43.863	35.799	81.4	2:34.031
2		2:07.124	49.200	42.657	35.267	160.7	4:41.155
3		2:04.791	47.271	42.614	34.906	175.0	6:45.946
4		2:07.798	48.602	43.304	35.892	167.7	8:53.744
5		2:06.369	48.404	43.160	34.805	169.2	11:00.113
6		2:06.521	48.406	42.744	35.371	181.2	13:06.634
7		2:27.791	47.521	52.382	47.888	178.2	15:34.425
8		3:12.554	1:16.732	1:06.999	48.823	92.1	18:46.979
9		2:28.872	1:05.683	48.150	35.039	94.5	21:15.851
10		2:05.246	47.122	43.053	35.071	173.6	23:21.097
11		2:05.303	47.148	42.762	35.393	177.0	25:26.400
12		2:05.338	47.258	42.874	35.206	173.9	27:31.738
13		2:07.580	48.487	42.937	36.156	173.6	29:39.318
14		2:07.125	48.080	43.447	35.598	164.1	31:46.443
15		2:08.749	48.331	44.735	35.683	168.7	33:55.192
16		2:06.205	47.801	43.365	35.039	175.6	36:01.397
17		2:07.027	47.427	43.974	35.626	167.1	38:08.424
18		2:05.027	47.519	42.674	34.834	173.9	40:13.451
19		2:04.988	47.125	42.715	35.148	167.4	42:18.439
20		2:05.641	47.468	42.760	35.413	171.1	44:24.080
21		2:05.319	47.100	42.629	35.590	171.9	46:29.399
22		2:08.020	47.258	44.773	35.989	174.7	48:37.419
23		2:04.537	47.098	42.617	34.822	170.3	50:41.956
24		2:04.533	46.957	42.513	35.063	179.4	52:46.489
25		2:08.311	47.920	43.920	36.471	163.8	54:54.800
26		2:06.116	47.695	43.041	35.380	179.4	57:00.916
27		2:08.719	49.472	44.310	34.937	163.3	59:09.635
28		2:08.682	48.586	44.970	35.126	175.0	1:01:18.317
29			47.879			168.7	

7 NATARA SPORT — Honda Civic

1 NATARA SPORT

Vta.	D	Tiempo	Sector 1	Sector 2	Sector 3	V. Max.	Elapsed
1		2:25.420	1:05.569	43.694	36.157	161.1	2:25.420
2		2:07.899	49.006	43.018	35.875	183.0	4:33.319
3		2:08.938	48.928	43.705	36.305	180.3	6:42.257
4		2:10.154	50.596	43.401	36.157	174.7	8:52.411
5		2:08.722	49.146	43.315	36.261	177.0	11:01.133
6		2:08.303	49.138	43.106	36.059	177.6	13:09.436
7		2:26.460	50.351	48.750	47.359	178.2	15:35.896
8		3:12.534	1:17.115	1:07.074	48.345	92.3	18:48.430
9		2:31.139	1:05.888	48.561	36.690	89.2	21:19.569
10		2:07.481	48.975	42.608	35.898	177.6	23:27.050
11		2:07.713	48.739	43.169	35.805	179.4	25:34.763
12		2:09.521	50.398	43.298	35.825	177.6	27:44.284
13		2:10.241	49.535	42.897	37.809	177.0	29:54.525
14		2:08.085	49.387	43.083	35.615	174.4	32:02.610
15		2:08.394	49.192	43.120	36.082	177.9	34:11.004
16		2:09.791	50.272	43.138	36.381	175.6	36:20.795
17		2:09.522	49.263	43.726	36.533	177.3	38:30.317
18		2:08.760	49.154	43.211	36.395	177.3	40:39.077
19		2:11.461	50.278	43.875	37.308	179.7	42:50.538
20		2:08.957	49.724	43.240	35.993	174.7	44:59.495
21		2:09.690	50.489	43.267	35.934	178.8	47:09.185
22		2:09.504	49.978	43.213	36.313	181.8	49:18.689
23		2:08.939	49.455	43.310	36.174	177.6	51:27.628
24		2:10.090	50.219	43.621	36.250	179.7	53:37.718
25		2:09.171	49.351	43.121	36.699	180.0	55:46.889
26		2:09.687	50.304	43.171	36.212	177.3	57:56.576
27		2:09.220	49.660	43.356	36.204	179.1	1:00:05.796
28		2:08.933	49.540	43.030	36.363	178.2	1:02:14.729

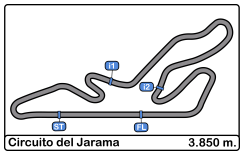

Circuito del Jarama
VI UV Endurance RACE Jarama
Carrera 8 horas resistencia
Lap Analysis 1 Hour

8 HLT MK3 — VW Golf MK3

2 — HLT MK3

Vta.	D	Tiempo	Sector 1	Sector 2	Sector 3	V. Max.	Elapsed
1		2:20.439	1:02.637	42.453	35.349	153.1	2:20.439
2		2:05.623	47.597	42.574	35.452	166.9	4:26.062
3		2:05.791	48.188	42.234	35.369	165.3	6:31.853
4		2:05.138	47.678	42.110	35.350	174.1	8:36.991
5		2:04.681	47.604	41.791	35.286	176.1	10:41.672
6		2:05.229	47.658	42.084	35.487	175.0	12:46.901
7		2:08.877	47.631	43.560	37.686	176.4	14:55.778
8		2:21.281	57.166	47.625	36.490	127.0	17:17.059
9		2:56.009	50.770	1:14.073	51.166	145.3	20:13.068
10		2:05.408	48.400	42.022	34.986	168.2	22:18.476
11		2:05.240	48.349	41.813	35.078	171.1	24:23.716
12		2:04.267	47.430	41.638	35.199	176.4	26:27.983
13		2:04.981	47.789	42.018	35.174	176.7	28:32.964
14		2:04.979	47.820	41.859	35.300	175.0	30:37.943
15		2:04.858	47.571	41.964	35.323	177.3	32:42.801
16		2:06.134	48.149	42.321	35.664	168.2	34:48.935
17		2:05.241	48.127	41.855	35.259	175.3	36:54.176
18		2:05.898	47.587	42.761	35.550	177.6	39:00.074
19		2:04.581	47.538	41.736	35.307	177.9	41:04.655
20		2:06.335	48.871	41.826	35.638	177.9	43:10.990
21		2:06.836	48.834	42.248	35.754	153.4	45:17.826
22		2:05.860	47.885	42.409	35.566	175.8	47:23.686
23		2:05.275	48.090	42.039	35.146	177.3	49:28.961
24		2:05.526	47.782	42.508	35.236	176.7	51:34.487
25		2:06.453	47.598	42.381	36.474	177.0	53:40.940
26		2:06.450	47.737	43.460	35.253	173.0	55:47.390
27		2:05.891	48.888	41.642	35.361	177.9	57:53.281
28		2:05.956	47.638	42.899	35.419	179.4	59:59.237
29		2:05.057	47.839	42.006	35.212	175.0	1:02:04.294

9 JDM MOTOR 1 — BMW E30 325i

3 — JDM MOTOR 1

Vta.	D	Tiempo	Sector 1	Sector 2	Sector 3	V. Max.	Elapsed
1		2:14.090	57.969	41.434	34.687	144.7	2:14.090
2		2:05.797	48.769	42.251	34.777	177.9	4:19.887
3		2:08.974	49.760	43.741	35.473	188.4	6:28.861
4		2:05.298	47.926	42.294	35.078	186.2	8:34.159
5		2:04.626	47.920	42.225	34.481	188.4	10:38.785
6		2:04.051	47.512	41.895	34.644	187.8	12:42.836
7		2:09.941	47.646	42.638	39.657	185.8	14:52.777
8		2:19.475	53.722	48.378	37.375	138.2	17:12.252
9		2:58.733	51.326	1:14.805	52.602	145.5	20:10.985
10		2:05.412	49.344	41.653	34.415	166.6	22:16.397
11		2:03.852	47.565	41.799	34.488	190.8	24:20.249
12		2:04.399	47.498	42.057	34.844	185.8	26:24.648
13		2:04.332	47.405	42.009	34.918	186.5	28:28.980
14		2:04.549	47.143	42.243	35.163	186.8	30:33.529
15		2:03.757	47.187	42.162	34.408	190.8	32:37.286
16		2:03.444	47.388	41.508	34.548	186.5	34:40.730
17		2:04.414	47.208	42.157	35.049	188.1	36:45.144
18		2:03.656	47.276	41.965	34.415	189.1	38:48.800
19		2:03.911	47.098	42.131	34.682	189.8	40:52.711
20		2:04.167	47.567	41.930	34.670	190.1	42:56.878
21		2:03.720	47.230	41.417	35.073	189.4	45:00.598
22		2:02.975	47.183	41.428	34.364	188.1	47:03.573
23		2:03.774	46.986	41.853	34.935	191.4	49:07.347
24		2:04.493	47.343	42.025	35.125	186.8	51:11.840
25		2:05.866	48.064	42.592	35.210	186.8	53:17.706
26		2:03.007	47.019	41.268	34.720	186.8	55:20.713
27		2:03.006	47.805	41.160	34.041	177.3	57:23.719
28		2:04.148	47.191	41.796	35.161	184.6	59:27.867
29		2:04.572	48.032	41.702	34.838	188.1	1:01:32.439
30			47.230			186.8	

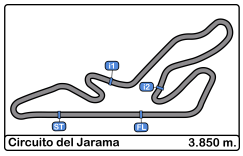

Circuito del Jarama
VI UV Endurance RACE Jarama
Carrera 8 horas resistencia
Lap Analysis 1 Hour

10 FANSI GARAJE 49 BMW 318ti

2 FANSI GARAJE 49

Vta.	D	Tiempo	Sector 1	Sector 2	Sector 3	V. Max.	Elapsed
1		2:24.403	1:05.875	42.857	35.671	167.7	2:24.403
2		2:04.734	47.890	41.777	35.067	189.8	4:29.137
3		2:04.630	47.443	42.132	35.055	188.4	6:33.767
4		2:05.881	47.880	42.477	35.524	187.5	8:39.648
5		2:05.615	47.689	42.302	35.624	184.9	10:45.263
6		2:07.678	49.572	42.326	35.780	166.4	12:52.941
7		2:12.706	48.146	44.949	39.611	181.5	15:05.647
8		2:16.449	52.523	46.348	37.578	140.0	17:22.096
9		2:53.797	49.983	1:11.548	52.266	156.2	20:15.893
10		2:09.229	48.824	44.343	36.062	178.2	22:25.122
11		2:06.878	48.027	43.083	35.768	178.5	24:32.000
12		2:08.100	49.128	42.822	36.150	176.4	26:40.100
13		2:08.340	48.992	43.303	36.045	176.7	28:48.440
14		2:08.221	48.478	43.389	36.354	177.0	30:56.661
15		2:08.012	48.534	43.401	36.077	176.7	33:04.673
16		2:09.011	49.170	43.693	36.148	175.3	35:13.684
17		2:10.634	50.319	43.819	36.496	174.1	37:24.318
18		2:07.763	48.455	43.228	36.080	177.3	39:32.081
19		2:08.843	49.321	43.333	36.189	175.8	41:40.924
20		2:09.602	48.463	44.447	36.692	177.0	43:50.526
21		2:08.256	48.449	43.463	36.344	175.8	45:58.782
22		2:08.951	49.088	43.686	36.177	172.2	48:07.733
23		2:08.420	48.992	43.502	35.926	175.0	50:16.153
24		2:08.885	48.601	43.244	37.040	176.4	52:25.038
25		2:08.336	48.664	43.558	36.114	174.4	54:33.374
26		2:08.405	48.960	43.420	36.025	175.8	56:41.779
27		2:08.404	49.059	43.439	35.906	174.1	58:50.183
28		2:09.189	49.610	43.506	36.073	176.7	1:00:59.372
29			49.749	43.409		176.4	

11 M&M RACING TEAM BMW E30 325i

3 M&M RACING TEAM

Vta.	D	Tiempo	Sector 1	Sector 2	Sector 3	V. Max.	Elapsed
1		2:07.973	55.391	39.587	32.995	162.8	2:07.973
2		1:58.134	45.716	39.251	33.167	186.2	4:06.107
3		1:57.689	45.369	39.261	33.059	196.7	6:03.796
4		1:58.551	45.613	39.692	33.246	196.7	8:02.347
5		1:58.612	45.265	40.029	33.318	198.8	10:00.959
6		1:59.609	46.261	40.058	33.290	198.8	12:00.568
7		1:58.855	45.359	40.225	33.271	197.0	13:59.423
8		2:04.112	45.750	42.099	36.263	195.6	16:03.535
9		3:54.127	1:19.966	1:43.933	50.228	146.1	19:57.662
10		1:57.857	45.083	39.692	33.082	192.1	21:55.519
11		1:59.004	46.367	39.513	33.124	193.2	23:54.523
12		1:58.345	45.762	39.526	33.057	196.7	25:52.868
13		1:58.548	44.828	40.365	33.355	189.8	27:51.416
14		2:00.323	46.203	40.482	33.638	182.1	29:51.739
15		1:58.725	45.179	39.944	33.602	201.4	31:50.464
16		2:01.851	45.779	42.118	33.954	187.5	33:52.315
17		1:58.752	45.422	39.745	33.585	190.4	35:51.067
18		1:58.489	45.837	39.447	33.205	184.3	37:49.556
19		1:58.826	45.562	39.772	33.492	191.8	39:48.382
20		1:58.407	45.295	39.731	33.381	197.8	41:46.789
21		1:59.951	45.493	40.687	33.771	191.4	43:46.740
22		1:59.090	45.179	40.302	33.609	201.4	45:45.830
23		2:01.051	46.655	40.763	33.633	196.3	47:46.881
24		1:59.786	45.894	40.123	33.769	187.8	49:46.667
25		2:00.178	46.339	40.187	33.652	189.1	51:46.845
26		2:00.424	45.956	40.643	33.825	180.3	53:47.269
27		2:00.978	46.094	41.392	33.492	176.1	55:48.247
28		2:01.043	47.587	39.846	33.610	171.4	57:49.290
29		2:00.709	45.862	40.393	34.454	189.8	59:49.999
30		1:59.930	46.032	40.214	33.684	193.5	1:01:49.929
31			46.356			181.8	

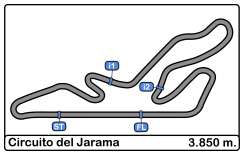

Circuito del Jarama
VI UV Endurance RACE Jarama
Carrera 8 horas resistencia
Lap Analysis 1 Hour

12 M.BOSS RACING VW Golf MK3

2 M.BOSS RACING

Vta.	D	Tiempo	Sector 1	Sector 2	Sector 3	V. Max.	Elapsed
1		2:17.278	1:00.323	42.397	34.558	162.8	2:17.278
2		2:03.458	46.712	41.958	34.788	185.2	4:20.736
3		2:05.048	48.600	41.964	34.484	189.8	6:25.784
4		2:03.481	47.673	41.301	34.507	180.3	8:29.265
5		2:03.632	47.114	42.049	34.469	189.1	10:32.897
6		2:03.149	47.250	41.368	34.531	186.5	12:36.046
7		2:03.666	47.436	41.535	34.695	181.8	14:39.712
8		2:24.137	55.363	48.967	39.807	124.1	17:03.849
9		3:04.655	55.361	1:16.607	52.687	135.0	20:08.504
10		2:04.093	48.245	41.660	34.188	182.7	22:12.597
11		2:03.083	47.392	41.374	34.317	185.5	24:15.680
12		2:03.137	47.303	41.494	34.340	191.1	26:18.817
13		2:02.977	47.213	41.469	34.295	183.6	28:21.794
14		2:02.219	46.816	41.097	34.306	191.4	30:24.013
15		2:03.086	47.335	41.211	34.540	185.2	32:27.099
16		2:02.515	46.848	41.162	34.505	183.9	34:29.614
17		2:08.552	52.993	41.074	34.485	185.8	36:38.166
18		2:02.597	47.262	41.072	34.263	189.1	38:40.763
19		2:04.568	47.516	42.039	35.013	192.8	40:45.331
20		2:04.137	46.972	42.255	34.910	186.2	42:49.468
21		2:02.635	46.868	41.132	34.635	181.2	44:52.103
22		2:02.116	46.971	40.902	34.243	186.5	46:54.219
23		2:02.826	46.917	40.880	35.029	187.1	48:57.045
24		2:01.593	46.732	40.810	34.051	188.8	50:58.638
25		2:02.286	46.734	41.220	34.332	189.1	53:00.924
26		2:02.115	46.809	41.081	34.225	187.5	55:03.039
27		2:02.024	46.888	40.929	34.207	189.4	57:05.063
28		2:02.183	47.081	40.995	34.107	186.5	59:07.246
29		2:01.792	46.835	40.803	34.154	189.1	1:01:09.038
30			47.081	40.772		189.1	

14 OLIMPIA RACING VW Golf MK2

2 OLIMPIA RACING

Vta.	D	Tiempo	Sector 1	Sector 2	Sector 3	V. Max.	Elapsed
1		2:12.785	57.243	40.945	34.597	163.8	2:12.785
2		2:02.002	46.717	41.020	34.265	186.2	4:14.787
3		2:02.237	47.211	40.767	34.259	175.8	6:17.024
4		2:03.030	48.063	40.905	34.062	180.0	8:20.054
5		2:02.409	47.324	41.021	34.064	182.4	10:22.463
6		2:02.081	46.869	41.108	34.104	184.9	12:24.544
7		2:02.279	47.035	41.185	34.059	183.9	14:26.823
8		2:27.194	52.473	52.021	42.700	128.5	16:54.017
9		3:07.877	51.845	1:24.094	51.938	145.1	20:01.894
10		2:03.364	47.638	40.910	34.816	180.3	22:05.258
11		2:02.012	46.988	40.720	34.304	180.6	24:07.270
12		2:02.126	46.884	41.056	34.186	180.3	26:09.396
13		2:02.311	46.857	41.161	34.293	184.6	28:11.707
14		2:02.146	46.983	40.969	34.194	177.6	30:13.853
15		2:02.324	46.868	41.163	34.293	178.2	32:16.177
16		2:02.962	47.280	41.164	34.518	170.3	34:19.139
17		2:03.803	47.351	41.401	35.051	175.6	36:22.942
18		2:04.405	49.035	41.066	34.304	175.8	38:27.347
19		2:03.010	46.971	41.751	34.288	179.7	40:30.357
20		2:02.514	46.827	41.304	34.383	179.7	42:32.871
21		2:03.161	47.422	41.381	34.358	173.3	44:36.032
22		2:02.904	47.478	41.192	34.234	169.2	46:38.936
23		2:02.779	47.169	41.171	34.439	173.9	48:41.715
24		2:02.463	47.190	41.074	34.199	170.8	50:44.178
25		2:03.582	47.554	41.343	34.685	177.9	52:47.760
26		2:04.700	47.654	41.933	35.113	175.0	54:52.460
27		2:02.760	46.925	41.546	34.289	181.5	56:55.220
28		2:02.507	46.951	41.265	34.291	179.4	58:57.727
29		2:03.473	47.588	41.466	34.419	166.1	1:01:01.200
30			47.547	41.050		170.3	

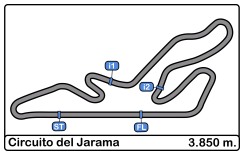

Circuito del Jarama
VI UV Endurance RACE Jarama
Carrera 8 horas resistencia
Lap Analysis 1 Hour

16 RRO RACING VSR BMW 325I e36

3 RRO RACING VSR

Vta.	D	Tiempo	Sector 1	Sector 2	Sector 3	V. Max.	Elapsed
1		2:08.839	55.653	40.098	33.088	171.1	2:08.839
2		1:59.678	45.423	40.700	33.555	193.5	4:08.517
3		2:00.633	46.192	40.630	33.811	184.6	6:09.150
4		2:00.436	46.000	40.835	33.601		8:09.586
5		2:00.622	46.140	40.457	34.025		10:10.208
6		2:00.144	46.093	40.560	33.491	173.0	12:10.352
7		1:59.520	45.753	40.401	33.366		14:09.872
8		2:12.634	48.928	47.246	36.460		16:22.506
9		3:35.818	1:01.864	1:43.757	50.197		19:58.324
10		1:58.640	45.376	39.374	33.890		21:56.964
11		1:58.700	45.427	39.983	33.290		23:55.664
12		1:58.845	45.732	40.003	33.110		25:54.509
13		1:58.432	45.484	39.919	33.029		27:52.941
14		1:59.993	45.319	41.453	33.221	182.1	29:52.934
15		1:58.661	45.489	40.000	33.172		31:51.595
16		2:01.492	45.504	41.519	34.469	188.8	33:53.087
17		1:58.293	45.511	39.810	32.972	177.9	35:51.380
18		1:58.471	45.883	39.684	32.904		37:49.851
19		1:59.078	45.592	40.237	33.249	186.2	39:48.929
20		1:58.475	45.290	40.160	33.025		41:47.404
21		1:59.565	45.303	40.555	33.707		43:46.969
22		1:58.899	45.094	40.418	33.387		45:45.868
23		1:58.613	45.639	39.808	33.166		47:44.481
24		1:58.812	45.352	39.846	33.614		49:43.293
25		2:00.747	46.177	40.737	33.833		51:44.040
26		1:59.988	45.614	40.514	33.860		53:44.028
27		2:00.133	45.812	40.754	33.567		55:44.161
28		2:00.892	46.487	40.475	33.930		57:45.053
29		2:00.078	45.887	40.621	33.570	191.8	59:45.131
30		2:00.930	46.233	40.617	34.080		1:01:46.061
31			46.373				

17 SAOCA SPORT HONDA Civic

1 SAOCA SPORT

Vta.	D	Tiempo	Sector 1	Sector 2	Sector 3	V. Max.	Elapsed
1		2:25.782	1:06.340	44.414	35.028	153.1	2:25.782
2		2:08.523	49.761	43.345	35.417	172.8	4:34.305
3		2:08.127	48.767	43.629	35.731	180.3	6:42.432
4		2:06.777	49.554	42.195	35.028	170.8	8:49.209
5		2:05.319	48.066	42.310	34.943	178.8	10:54.528
6		2:05.262	48.027	42.228	35.007	180.0	12:59.790
7		2:09.480	48.703	44.335	36.442	176.4	15:09.270
8		2:17.007	53.308	45.828	37.871	125.4	17:26.277
9		2:51.555	51.256	1:09.296	51.003	148.1	20:17.832
10		2:08.218	49.201	43.781	35.236	158.1	22:26.050
11		2:06.150	48.208	42.886	35.056	175.3	24:32.200
12		2:07.999	49.395	43.100	35.504	177.3	26:40.199
13		2:05.617	48.306	42.125	35.186	176.4	28:45.816
14		2:06.598	48.610	43.098	34.890	178.2	30:52.414
15		2:04.932	47.889	42.066	34.977	178.2	32:57.346
16		2:05.501	48.225	42.041	35.235	175.6	35:02.847
17		2:05.512	48.505	41.987	35.020	176.1	37:08.359
18		2:07.249	49.010	42.923	35.316	179.1	39:15.608
19		2:06.647	49.298	42.087	35.262	177.9	41:22.255
20		2:05.910	48.534	42.116	35.260	178.5	43:28.165
21		2:05.887	49.043	41.837	35.007	179.4	45:34.052
22		2:05.747	48.113	42.433	35.201	180.3	47:39.799
23		2:05.354	48.095	42.493	34.766	179.7	49:45.153
24		2:05.966	48.752	41.717	35.497	183.6	51:51.119
25		2:08.399	47.597	41.664	39.138	183.0	53:59.518
26		2:07.443	50.505	41.982	34.956	159.0	56:06.961
27		2:05.578	47.900	42.325	35.353	180.9	58:12.539
28		2:05.033	48.194	41.800	35.039	179.1	1:00:17.572
29		2:04.412	47.838	41.811	34.763	180.3	1:02:21.984

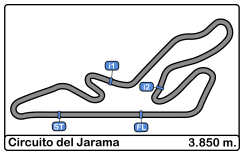

Circuito del Jarama
VI UV Endurance RACE Jarama
Carrera 8 horas resistencia
Lap Analysis 1 Hour

18 SAAB ENDURANCE RACING SOCIETY — SAAB

2 SAAB ENDURANCE RACING SOCIETY

Vta.	D	Tiempo	Sector 1	Sector 2	Sector 3	V. Max.	Elapsed
1		2:36.177	1:11.579	45.766	38.832	142.6	2:36.177
2		2:15.152	50.540	46.382	38.230	170.3	4:51.329
3		2:14.123	50.156	46.752	37.215	177.9	7:05.452
4		2:13.753	50.563	46.137	37.053	173.6	9:19.205
5		2:12.627	50.050	45.711	36.866	177.6	11:31.832
6		7:23.581	49.740	5:49.920	43.921	177.3	18:55.413
7		2:28.765	1:04.292	47.797	36.676	91.2	21:24.178
8		2:12.826	50.040	45.696	37.090	170.8	23:37.004
9		2:15.504	51.168	46.525	37.811	175.6	25:52.508
10		2:13.491	50.855	45.194	37.442	171.7	28:05.999
11		2:15.380	50.484	47.850	37.046	163.8	30:21.379
12		2:14.520	51.101	46.056	37.363	159.5	32:35.899
13		2:15.342	49.900	46.403	39.039	177.0	34:51.241
14		2:15.836	51.702	46.366	37.768	176.4	37:07.077
15		2:17.387	51.735	47.412	38.240	175.3	39:24.464
16		2:13.325	49.524	45.496	38.305	178.5	41:37.789
17		2:13.526	49.447	45.004	39.075	177.0	43:51.315
18		2:12.152	49.626	45.393	37.133	182.1	46:03.467
19		2:10.921	49.531	44.519	36.871	177.0	48:14.388
20		2:10.180	49.476	44.082	36.622	177.3	50:24.568
21		2:11.763	49.699	45.039	37.025	178.5	52:36.331
22		2:25.061	P 50.242	47.569	47.250	177.0	55:01.392

19 RACING TO ENJOY — BMW E36 325i

3 RACING TO ENJOY

Vta.	D	Tiempo	Sector 1	Sector 2	Sector 3	V. Max.	Elapsed
1		2:03.288	52.756	38.507	32.025	171.7	2:03.288
2		1:55.403	44.454	38.522	32.427	197.0	3:58.691
3		1:55.372	44.455	38.478	32.439	198.5	5:54.063
4		1:55.432	44.279	38.678	32.475	198.1	7:49.495
5		1:55.234	44.213	38.724	32.297	198.8	9:44.729
6		1:55.492	44.260	38.800	32.432	198.8	11:40.221
7		1:56.235	44.149	39.393	32.693	200.0	13:36.456
8		2:06.018	44.452	43.992	37.574	199.6	15:42.474
9		4:10.372	1:37.330	1:42.983	50.059	85.0	19:52.846
10		1:54.495	43.869	38.436	32.190	198.1	21:47.341
11		1:55.084	44.228	38.539	32.317	197.4	23:42.425
12		1:55.651	44.409	38.746	32.496	198.5	25:38.076
13		1:55.792	44.525	38.684	32.583	202.6	27:33.868
14		1:55.295	44.102	38.740	32.453	191.1	29:29.163
15		1:55.219	44.152	38.585	32.482	198.5	31:24.382
16		1:56.535	44.699	39.033	32.803	198.8	33:20.917
17		1:56.623	44.536	39.159	32.928	199.2	35:17.540
18		1:57.031	44.639	38.946	33.446	199.2	37:14.571
19		1:56.830	44.561	39.387	32.882	199.6	39:11.401
20		1:56.605	44.513	39.207	32.885	198.5	41:08.006
21		1:56.436	44.456	39.359	32.621	200.3	43:04.442
22		1:56.539	44.290	38.940	33.309	198.5	45:00.981
23		1:57.674	44.910	38.941	33.823	202.6	46:58.655
24		1:56.496	44.654	39.090	32.752	203.0	48:55.151
25		1:58.216	45.016	39.762	33.438	197.0	50:53.367
26		1:57.737	44.834	39.492	33.411	196.7	52:51.104
27		2:03.176	45.282	39.996	37.898	187.8	54:54.280
28		1:59.175	45.623	40.288	33.264	191.4	56:53.455
29		1:57.317	45.152	39.530	32.635	192.8	58:50.772
30		1:58.129	45.170	39.672	33.287	194.9	1:00:48.901
31			45.075	39.665		193.8	

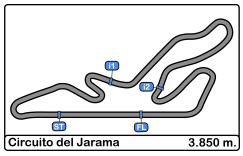

Circuito del Jarama
VI UV Endurance RACE Jarama
Carrera 8 horas resistencia
Lap Analysis 1 Hour

20 CLASICOS REDAN — BMW 325i E30

3 — CLASICOS REDAN

Vta.	D	Tiempo	Sector 1	Sector 2	Sector 3	V. Max.	Elapsed
1		2:23.760	1:04.947	43.259	35.554	160.7	2:23.760
2		2:07.594	48.892	43.124	35.578	185.8	4:31.354
3		2:06.111	48.229	42.479	35.403	185.2	6:37.465
4		2:06.609	48.220	42.694	35.695	182.4	8:44.074
5		2:05.759	47.749	42.819	35.191	182.1	10:49.833
6		2:04.521	47.680	41.803	35.038	182.4	12:54.354
7		2:07.759	47.350	43.026	37.383	187.8	15:02.113
8		2:18.000	52.628	48.682	36.690	150.2	17:20.113
9		2:54.096	48.924	1:13.486	51.686	166.1	20:14.209
10		2:06.365	48.977	42.347	35.041	175.8	22:20.574
11		2:05.596	48.309	42.284	35.003	184.3	24:26.170
12		2:05.167	47.621	42.626	34.920	183.9	26:31.337
13		2:05.175	47.516	42.340	35.319	183.9	28:36.512
14		2:05.686	48.016	42.348	35.322	183.6	30:42.198
15		2:05.132	47.802	42.259	35.071	183.9	32:47.330
16		2:04.991	47.587	42.320	35.084	183.9	34:52.321
17		2:05.355	47.925	42.252	35.178	174.4	36:57.676
18		2:05.409	47.534	41.941	35.934	182.7	39:03.085
19		2:07.235	48.219	43.052	35.964	180.3	41:10.320
20		2:06.290	48.066	43.046	35.178	180.3	43:16.610
21		2:18.453	P 49.008	44.177	45.268	178.8	45:35.063
22		4:47.532	3:25.587	44.963	36.982	80.8	50:22.595
23		2:12.067	50.694	44.794	36.579	164.3	52:34.662
24		2:11.974	50.003	45.440	36.531	170.0	54:46.636
25		2:11.018	49.608	43.587	37.823	163.6	56:57.654
26		2:09.319	49.028	44.260	36.031	178.5	59:06.973
27		2:10.923	49.155	45.663	36.105	161.9	1:01:17.896
28			49.528			175.8	

21 BOYACA VSR — BMW 320i E36

3 — BOYACA VSR

Vta.	D	Tiempo	Sector 1	Sector 2	Sector 3	V. Max.	Elapsed
1		2:05.883	53.768	39.348	32.767	173.6	2:05.883
2		1:57.489	44.899	39.824	32.766	187.5	4:03.372
3		1:57.758	45.060	39.515	33.183	190.8	6:01.130
4		1:57.590	45.056	39.525	33.009	192.5	7:58.720
5		1:57.572	45.125	39.629	32.818	194.2	9:56.292
6		1:57.817	45.128	39.579	33.110	190.1	11:54.109
7		1:57.611	44.902	39.804	32.905	192.5	13:51.720
8		2:10.196	45.276	46.570	38.350	190.1	16:01.916
9		3:55.322	1:20.461	1:43.856	51.005	138.9	19:57.238
10		1:58.482	45.877	39.612	32.993	188.1	21:55.720
11		1:56.766	44.876	39.194	32.696	198.5	23:52.486
12		1:57.449	44.955	39.537	32.957	192.1	25:49.935
13		1:57.257	44.921	39.362	32.974	197.8	27:47.192
14		1:57.755	45.222	39.568	32.965	196.7	29:44.947
15		1:57.911	45.049	39.936	32.926	193.5	31:42.858
16		1:57.737	45.051	39.761	32.925	194.2	33:40.595
17		1:58.162	45.144	39.435	33.583	194.2	35:38.757
18		1:58.268	45.099	39.550	33.619	194.9	37:37.025
19		1:57.552	44.977	39.594	32.981	192.8	39:34.577
20		1:58.120	45.435	39.592	33.093	195.2	41:32.697
21		1:57.598	44.953	39.633	33.012	198.8	43:30.295
22		1:58.050	44.956	39.822	33.272	197.0	45:28.345
23		1:58.973	45.176	39.491	34.306	196.7	47:27.318
24		1:57.508	45.179	39.650	32.679	195.6	49:24.826
25		1:59.005	45.653	40.198	33.154	198.8	51:23.831
26		1:58.049	45.357	39.780	32.912	193.8	53:21.880
27		1:57.454	44.993	39.487	32.974	197.0	55:19.334
28		1:56.761	44.881	39.134	32.746	196.3	57:16.095
29		1:59.008	46.417	39.601	32.990	196.3	59:15.103
30		1:58.404	44.890	40.642	32.872	198.8	1:01:13.507
31			44.686	39.384		194.2	

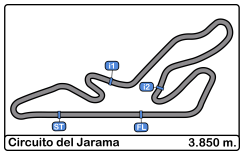

Circuito del Jarama
VI UV Endurance RACE Jarama
Carrera 8 horas resistencia
Lap Analysis 1 Hour

22 ABOGADO AMIGO TEAM — Citroen Saxo

SAXO — ABOGADO AMIGO TEAM

Vta.	D	Tiempo	Sector 1	Sector 2	Sector 3	V. Max.	Elapsed
1		2:31.849	1:08.757	45.692	37.400	146.9	2:31.849
2		2:13.089	51.279	45.286	36.524	163.8	4:44.938
3		2:11.772	50.118	45.146	36.508	166.9	6:56.710
4		2:11.824	50.594	44.395	36.835	165.3	9:08.534
5		2:12.214	50.525	44.556	37.133	165.6	11:20.748
6		2:10.987	49.789	43.958	37.240	164.1	13:31.735
7		2:19.402	51.233	48.647	39.522	161.1	15:51.137
8		3:00.614	1:15.045	59.304	46.265	121.4	18:51.751
9		2:30.647	1:06.324	45.864	38.459	83.2	21:22.398
10		2:10.148	49.831	43.716	36.601	164.1	23:32.546
11		2:10.814	49.479	44.659	36.676	166.9	25:43.360
12		2:12.426	50.129	45.194	37.103	164.3	27:55.786
13		2:11.819	50.721	44.249	36.849	165.1	30:07.605
14		2:12.094	50.642	44.516	36.936	163.1	32:19.699
15		2:13.554	50.283	44.736	38.535	164.6	34:33.253
16		2:13.680	50.952	44.467	38.261	164.6	36:46.933
17		2:25.810	51.641	45.699	48.470	159.2	39:12.743
18		2:33.308	1:12.279	44.403	36.626	86.4	41:46.051
19		2:11.018	50.043	44.398	36.577	161.4	43:57.069
20		2:11.259	50.142	44.153	36.964	164.1	46:08.328
21		2:10.794	49.692	44.548	36.554	167.7	48:19.122
22		2:10.587	49.803	44.232	36.552	166.9	50:29.709
23		2:10.928	49.569	44.198	37.161	165.3	52:40.637
24		2:11.567	49.905	44.551	37.111	165.6	54:52.204
25		2:19.104	53.509	47.381	38.214	164.6	57:11.308
26		2:17.344	53.884	45.741	37.719	166.1	59:28.652
27		2:11.007	50.020	44.319	36.668	166.9	1:01:39.659
28			51.091			161.9	

24 VSR MTORSPORT — BMW 325i E36

3 — VSR MTORSPORT

Vta.	D	Tiempo	Sector 1	Sector 2	Sector 3	V. Max.	Elapsed
1		2:04.464	52.802	39.430	32.232	173.3	2:04.464
2		1:55.845	44.590	38.930	32.325	194.5	4:00.309
3		1:55.917	44.592	38.844	32.481	197.8	5:56.226
4		1:56.020	44.826	38.840	32.354	185.5	7:52.246
5		1:56.456	44.847	39.038	32.571	190.4	9:48.702
6		1:56.107	44.724	38.903	32.480	196.3	11:44.809
7		1:56.343	44.863	38.975	32.505	182.4	13:41.152
8		2:11.085	44.820	46.336	39.929	193.2	15:52.237
9		4:01.830	1:28.459	1:43.376	49.995	120.2	19:54.067
10		1:55.667	44.522	38.816	32.329	189.1	21:49.734
11		1:56.532	44.737	39.097	32.698	188.4	23:46.266
12		1:56.609	44.653	38.882	33.074	191.4	25:42.875
13		1:57.090	44.954	39.369	32.767	196.0	27:39.965
14		1:56.733	44.663	39.174	32.896	189.4	29:36.698
15		1:56.608	44.746	38.904	32.958	187.5	31:33.306
16		1:56.161	44.698	38.976	32.487	191.8	33:29.467
17		1:56.399	44.521	38.916	32.962	188.4	35:25.866
18		1:56.261	44.705	38.932	32.624	188.1	37:22.127
19		1:56.670	44.694	39.125	32.851	194.2	39:18.797
20		1:56.458	44.703	39.006	32.749	193.2	41:15.255
21		1:56.929	44.680	39.496	32.753	193.2	43:12.184
22		1:56.642	44.539	39.070	33.033	197.4	45:08.826
23		2:32.737	50.372	47.994	54.371	194.2	47:41.563

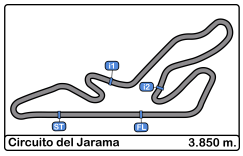

Circuito del Jarama
VI UV Endurance RACE Jarama
Carrera 8 horas resistencia
Lap Analysis 1 Hour

25 POLESTAR TEAM — Volvo 850

3 — POLESTAR TEAM

Vta.	D	Tiempo	Sector 1	Sector 2	Sector 3	V. Max.	Elapsed
1		2:31.826	1:09.458	45.900	36.468	135.3	2:31.826
2		2:11.903	50.383	44.676	36.844	167.9	4:43.729
3		2:11.999	50.765	44.374	36.860	162.8	6:55.728
4		2:16.742	52.411	46.418	37.913	155.3	9:12.470
5		2:13.617	51.497	44.748	37.372	152.5	11:26.087
6		2:14.258	51.269	45.522	37.467	164.6	13:40.345
7		2:19.687	51.592	50.431	37.664	162.4	16:00.032
8		3:57.083	1:21.206	1:43.677	52.200	139.8	19:57.115
9		2:18.311	53.210	46.417	38.684	150.2	22:15.426
10		2:15.136	51.943	46.391	36.802	159.7	24:30.562
11		2:14.332	51.117	46.127	37.088	162.4	26:44.894
12		2:14.861	52.099	44.691	38.071	162.4	28:59.755
13		2:16.488	52.585	45.939	37.964	152.5	31:16.243
14		2:17.191	52.398	46.332	38.461	153.8	33:33.434
15		2:15.382	51.821	45.674	37.887	158.1	35:48.816
16		2:20.340	53.347	47.195	39.798	156.9	38:09.156
17		2:16.775	52.258	45.486	39.031	156.0	40:25.931
18		2:14.367	52.394	44.569	37.404	160.7	42:40.298
19		2:15.389	50.855	45.112	39.422	158.1	44:55.687
20		2:12.412	51.423	44.637	36.352	171.4	47:08.099
21		2:14.105	52.076	45.662	36.367	173.3	49:22.204
22		2:14.808	51.557	46.161	37.090	179.4	51:37.012
23		2:11.785	50.536	44.717	36.532	168.4	53:48.797
24		2:14.218	51.127	45.741	37.350	169.0	56:03.015
25		2:13.123	52.360	43.787	36.976	160.9	58:16.138
26		2:15.057	51.804	45.573	37.680	164.1	1:00:31.195
27		2:13.546	52.416	44.380	36.750	161.6	1:02:44.741

26 PIKANTO RACING — Seat Toledo

2 — PIKANTO RACING

Vta.	D	Tiempo	Sector 1	Sector 2	Sector 3	V. Max.	Elapsed
1		2:11.308	56.266	40.815	34.227	160.4	2:11.308
2		2:02.328	46.955	41.068	34.305	186.2	4:13.636
3		2:02.860	47.302	41.253	34.305	184.6	6:16.496
4		2:02.115	46.954	40.789	34.372	177.9	8:18.611
5		2:04.603	47.209	40.699	36.695	174.4	10:23.214
6		2:03.343	47.104	40.680	35.559	180.9	12:26.557
7		2:03.409	47.013	41.932	34.464	177.3	14:29.966
8		2:27.260	55.395	50.138	41.727	145.1	16:57.226
9		3:08.063	54.491	1:20.479	53.093	120.2	20:05.289
10		2:01.981	46.484	40.611	34.886	182.1	22:07.270
11		2:02.512	47.050	40.624	34.838	177.3	24:09.782
12		2:02.376	46.668	40.668	35.040	181.2	26:12.158
13		2:02.362	46.842	40.859	34.661	180.3	28:14.520
14		2:03.068	46.893	41.323	34.852	182.1	30:17.588
15		2:02.436	46.815	40.956	34.665	185.2	32:20.024
16		2:02.815	47.166	40.977	34.672	184.6	34:22.839
17		2:02.573	46.681	40.942	34.950	184.3	36:25.412
18		2:07.922	47.965	45.178	34.779	183.6	38:33.334
19		2:02.173	46.379	40.903	34.891	184.3	40:35.507
20		2:03.180	46.933	41.323	34.924	186.2	42:38.687
21		2:02.640	46.778	40.944	34.918	180.6	44:41.327
22		2:02.597	46.942	41.056	34.599	183.6	46:43.924
23		2:02.387	46.842	40.977	34.568	181.2	48:46.311
24		2:02.725	46.901	40.870	34.954	180.0	50:49.036
25		2:02.158	46.844	40.737	34.577	181.8	52:51.194
26		2:03.068	46.749	41.074	35.245	179.1	54:54.262
27		2:06.524	46.878	43.047	36.599	178.5	57:00.786
28		2:12.467	52.917	43.670	35.880	147.1	59:13.253
29		2:06.683	49.579	42.098	35.006	146.3	1:01:19.936
30			49.815			142.1	

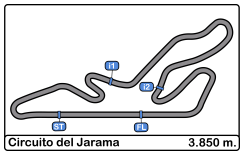

Circuito del Jarama
VI UV Endurance RACE Jarama
Carrera 8 horas resistencia
Lap Analysis 1 Hour

27 RG MOTORSPORT VW Golf MK2

2 RG MOTORSPORT

Vta.	D	Tiempo	Sector 1	Sector 2	Sector 3	V. Max.	Elapsed
1		2:16.040	59.686	41.904	34.450	159.5	2:16.040
2		2:04.345	47.476	41.979	34.890	186.5	4:20.385
3		2:03.651	47.631	41.630	34.390	190.4	6:24.036
4		2:03.906	47.456	41.630	34.820	186.8	8:27.942
5		2:04.407	47.667	42.199	34.541	188.1	10:32.349
6		2:02.532	47.084	41.055	34.393	187.8	12:34.881
7		2:03.483	47.190	41.676	34.617	186.8	14:38.364
8		2:23.648	54.889	49.722	39.037	150.4	17:02.012
9		3:06.247	55.571	1:17.350	53.326	125.4	20:08.259
10		2:04.049	48.044	41.400	34.605	179.7	22:12.308
11		2:02.950	47.295	41.207	34.448	183.6	24:15.258
12		2:03.295	47.378	41.402	34.515	185.2	26:18.553
13		2:02.937	47.160	41.180	34.597	186.8	28:21.490
14		2:03.697	47.644	41.608	34.445	185.5	30:25.187
15		2:02.864	47.296	41.171	34.397	188.4	32:28.051
16		2:02.669	46.951	41.030	34.688	187.5	34:30.720
17		2:03.262	47.354	41.393	34.515	187.1	36:33.982
18		2:03.024	47.230	41.314	34.480	185.2	38:37.006
19		2:04.082	47.694	42.008	34.380	186.5	40:41.088
20		2:03.454	47.637	41.320	34.497	186.8	42:44.542
21		2:02.917	47.308	41.182	34.427	185.5	44:47.459
22		2:03.023	47.339	41.162	34.522	187.1	46:50.482
23		2:03.439	47.419	41.387	34.633	186.8	48:53.921
24		2:03.423	47.898	41.089	34.436	185.5	50:57.344
25		2:03.371	47.539	41.131	34.701	188.4	53:00.715
26		2:02.837	47.390	41.060	34.387	185.5	55:03.552
27		2:02.201	46.843	40.966	34.392	191.8	57:05.753
28		2:04.588	47.465	42.506	34.617	189.4	59:10.341
29		2:05.599	48.644	42.597	34.358	187.8	1:01:15.940
30			47.234	41.071		186.8	

28 EMAN EGURRE RACING TEAM BMW E36 325i

3 EMAN EGURRE RACING TEAM

Vta.	D	Tiempo	Sector 1	Sector 2	Sector 3	V. Max.	Elapsed
1		2:28.633	1:07.781	44.934	35.918	144.9	2:28.633
2		2:09.865	48.681	44.343	36.841	157.8	4:38.498
3		2:06.979	47.989	43.541	35.449	163.8	6:45.477
4		2:09.584	49.051	44.853	35.680	156.0	8:55.061
5		2:08.601	49.302	44.015	35.284	150.6	11:03.662
6		2:08.136	49.277	43.468	35.391	157.8	13:11.798
7		2:25.565	48.959	50.129	46.477	164.3	15:37.363
8		3:12.446	1:17.218	1:07.130	48.098	87.2	18:49.809
9		2:27.841	1:06.159	46.086	35.596	79.4	21:17.650
10		2:04.976	47.963	42.318	34.695	167.1	23:22.626
11		2:05.269	47.800	42.437	35.032	166.4	25:27.895
12		2:05.052	47.766	42.375	34.911	166.4	27:32.947
13		2:07.055	48.525	43.276	35.254	162.4	29:40.002
14		2:06.917	48.778	43.108	35.031	161.6	31:46.919
15		2:07.853	47.725	43.638	36.490	173.6	33:54.772
16		2:05.805	48.115	42.738	34.952	169.2	36:00.577
17		2:06.527	47.968	43.762	34.797	160.0	38:07.104
18		2:05.259	48.006	42.388	34.865	157.4	40:12.363
19		2:04.980	47.391	42.284	35.305	168.7	42:17.343
20		2:05.461	47.887	42.463	35.111	159.2	44:22.804
21		2:05.895	47.780	42.653	35.462	160.7	46:28.699
22		2:07.656	47.751	43.889	36.016	165.3	48:36.355
23		2:07.308	47.916	44.304	35.088	167.1	50:43.663
24		2:06.683	48.917	42.710	35.056	174.4	52:50.346
25		2:08.406	49.534	42.540	36.332	161.1	54:58.752
26		2:05.507	47.834	42.592	35.081	168.4	57:04.259
27		2:07.744	48.663	42.648	36.433	163.1	59:12.003
28		2:07.078	48.739	43.331	35.008	170.8	1:01:19.081
29			49.129			167.1	

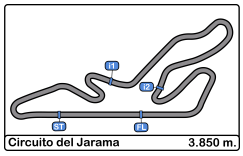

Circuito del Jarama
VI UV Endurance RACE Jarama
Carrera 8 horas resistencia
Lap Analysis 1 Hour

29 ALPHA RACING — BMW Compact

2 — ALPHA RACING

Vta.	D	Tiempo	Sector 1	Sector 2	Sector 3	V. Max.	Elapsed
1		2:19.621	1:01.810	41.811	36.000	167.4	2:19.621
2		2:05.967	47.724	42.159	36.084	176.7	4:25.588
3		2:04.618	47.469	42.006	35.143	176.1	6:30.206
4		2:05.287	47.428	42.402	35.457	176.1	8:35.493
5		2:05.090	47.698	42.217	35.175	177.3	10:40.583
6		2:04.406	47.240	41.757	35.409	175.6	12:44.989
7		2:09.742	47.159	42.509	40.074	175.8	14:54.731
8		2:18.628	53.522	48.091	37.015	144.3	17:13.359
9		2:58.955	52.800	1:14.654	51.501	136.7	20:12.314
10		2:05.155	48.571	41.792	34.792	176.4	22:17.469
11		2:04.562	47.986	41.631	34.945	176.1	24:22.031
12		2:04.317	47.447	41.589	35.281	176.4	26:26.348
13		2:05.051	47.426	41.841	35.784	174.7	28:31.399
14		2:04.311	47.507	41.759	35.045	175.3	30:35.710
15		2:04.229	47.391	41.644	35.194	177.3	32:39.939
16		2:04.779	47.411	41.686	35.682	176.1	34:44.718
17		2:04.838	47.716	41.581	35.541	174.4	36:49.556
18		2:04.985	47.704	41.855	35.426	175.3	38:54.541
19		2:06.923	49.063	41.954	35.906	176.1	41:01.464
20		2:05.037	47.499	42.192	35.346	173.6	43:06.501
21		2:05.264	47.408	41.598	36.258	176.7	45:11.765
22		2:05.521	47.927	41.869	35.725	173.9	47:17.286
23		2:05.471	47.966	42.689	34.816	176.4	49:22.757
24		2:06.273	48.371	42.074	35.828	177.3	51:29.030
25		2:04.630	47.534	42.058	35.038	177.0	53:33.660
26		2:05.240	47.544	41.827	35.869	170.3	55:38.900
27		2:04.727	47.726	41.609	35.392	176.4	57:43.627
28		2:07.874	48.823	41.976	37.075	176.7	59:51.501
29		2:05.305	47.634	42.190	35.481	176.4	1:01:56.806
30			47.861			176.1	

30 PLIPETTI'S RACING TEAM — VW Golf GTI

2 — PLIPETTI'S RACING TEAM

Vta.	D	Tiempo	Sector 1	Sector 2	Sector 3	V. Max.	Elapsed
1		2:25.795	1:06.123	43.662	36.010	167.4	2:25.795
2		2:08.397	49.352	43.213	35.832	177.9	4:34.192
3		2:09.292	50.046	43.348	35.898	177.9	6:43.484
4		2:09.192	49.687	43.432	36.073	177.3	8:52.676
5		2:09.109	49.515	43.583	36.011	180.0	11:01.785
6		2:08.022	49.003	42.894	36.125	178.2	13:09.807
7		2:25.244	48.963	48.615	47.666	179.7	15:35.051
8		3:12.956	1:16.858	1:07.585	48.513	90.9	18:48.007
9		2:29.427	1:05.420	47.778	36.229	91.7	21:17.434
10		2:08.711	49.390	43.380	35.941	170.0	23:26.145
11		2:08.344	48.928	43.379	36.037	172.2	25:34.489
12		2:09.622	50.053	43.515	36.054	172.2	27:44.111
13		2:10.633	50.593	44.126	35.914	172.2	29:54.744
14		2:08.810	49.926	43.105	35.779	173.0	32:03.554
15		2:08.377	49.255	43.438	35.684	175.8	34:11.931
16		2:10.384	50.425	43.759	36.200	173.9	36:22.315
17		2:09.189	49.546	43.841	35.802	174.7	38:31.504
18		2:09.060	49.356	43.717	35.987	175.6	40:40.564
19		2:10.923	49.668	44.195	37.060	175.6	42:51.487
20		2:10.144	49.772	43.167	37.205	178.5	45:01.631
21		2:08.398	48.972	43.466	35.960	175.8	47:10.029
22		2:09.054	49.847	43.465	35.742	177.6	49:19.083
23		2:10.777	49.751	43.891	37.135	177.6	51:29.860
24		2:08.587	49.246	43.366	35.975	178.5	53:38.447
25		2:09.499	49.278	43.435	36.786	176.4	55:47.946
26		2:09.632	49.886	43.422	36.324	175.8	57:57.578
27		2:09.599	49.520	43.509	36.570	174.1	1:00:07.177
28		2:08.970	49.396	43.581	35.993	173.0	1:02:16.147

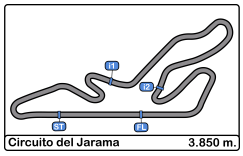

Circuito del Jarama
VI UV Endurance RACE Jarama
Carrera 8 horas resistencia
Lap Analysis 1 Hour

31 EB RACING BMW 325i E36

3 EB RACING

Vta.	D	Tiempo	Sector 1	Sector 2	Sector 3	V. Max.	Elapsed
1		2:18.576	1:01.022	42.268	35.286	161.1	2:18.576
2		2:03.035	47.279	41.387	34.369	190.1	4:21.611
3		2:04.726	48.333	42.008	34.385	173.3	6:26.337
4		2:03.684	48.078	41.346	34.260	175.8	8:30.021
5		2:03.477	47.559	41.576	34.342	183.6	10:33.498
6		2:03.224	47.513	41.241	34.470	179.4	12:36.722
7		2:03.463	47.537	41.485	34.441	177.9	14:40.185
8		2:26.053	59.064	47.393	39.596	112.5	17:06.238
9		3:03.227	55.583	1:15.356	52.288	139.3	20:09.465
10		2:04.177	48.226	41.297	34.654	181.2	22:13.642
11		2:02.559	47.019	41.178	34.362	189.1	24:16.201
12		2:03.601	47.580	41.426	34.595	183.0	26:19.802
13		2:02.858	47.059	41.315	34.484	189.1	28:22.660
14		2:03.507	47.712	41.482	34.313	182.7	30:26.167
15		2:03.607	47.312	41.739	34.556	190.8	32:29.774
16		2:03.215	47.162	41.247	34.806	191.4	34:32.989
17		2:03.676	47.771	41.419	34.486	186.8	36:36.665
18		2:03.020	47.163	41.337	34.520	189.4	38:39.685
19		2:04.787	47.531	42.321	34.935	189.4	40:44.472
20		2:04.793	47.411	42.049	35.333	193.5	42:49.265
21		2:04.729	48.282	41.251	35.196	173.6	44:53.994
22		2:04.094	48.376	41.388	34.330	182.1	46:58.088
23		2:03.848	47.969	41.235	34.644	186.8	49:01.936
24		2:02.546	47.055	41.138	34.353	191.4	51:04.482
25		2:03.470	47.561	41.305	34.604	183.3	53:07.952
26		2:03.375	47.493	41.363	34.519	184.3	55:11.327
27		2:02.905	47.303	41.121	34.481	183.6	57:14.232
28		2:04.243	48.886	41.004	34.353	185.5	59:18.475
29		2:03.443	47.477	41.425	34.541	176.7	1:01:21.918
30			47.575			185.8	

32 PUNTAL PRODUCTIONS BMW 325i E36

3 PUNTAL PRODUCTIONS

Vta.	D	Tiempo	Sector 1	Sector 2	Sector 3	V. Max.	Elapsed
1		2:33.979	1:18.610	41.031	34.338	86.0	2:33.979
2		2:02.232	46.860	40.999	34.373	174.1	4:36.211
3		2:03.579	47.178	41.930	34.471	191.8	6:39.790
4		2:03.074	46.729	41.938	34.407	188.4	8:42.864
5		2:02.526	46.882	40.932	34.712	190.1	10:45.390
6		2:03.736	48.484	40.989	34.263	166.4	12:49.126
7		2:04.615	46.736	41.649	36.230	190.8	14:53.741
8		2:19.112	53.253	48.669	37.190	142.4	17:12.853
9		2:58.435	51.737	1:14.810	51.888	145.9	20:11.288
10		2:02.941	47.926	40.333	34.682	173.0	22:14.229
11		2:02.403	46.876	41.099	34.428	188.8	24:16.632
12		2:03.756	47.407	41.514	34.835	192.1	26:20.388
13		2:03.124	46.911	41.478	34.735	182.4	28:23.512
14		2:03.685	47.212	41.389	35.084	187.8	30:27.197
15		2:03.513	47.028	41.416	35.069	190.8	32:30.710
16		2:02.600	46.932	41.010	34.658	188.8	34:33.310
17		2:04.067	47.747	41.454	34.866	189.8	36:37.377
18		2:02.880	46.939	41.175	34.766	185.2	38:40.257
19		2:06.209	47.313	42.298	36.598	188.8	40:46.466
20		2:03.672	46.727	41.720	35.225	187.8	42:50.138
21		2:04.383	47.692	41.320	35.371	184.9	44:54.521
22		2:02.309	47.213	41.070	34.026	185.2	46:56.830
23		2:01.887	46.081	41.480	34.326	191.4	48:58.717
24		2:02.425	46.789	41.199	34.437	183.9	51:01.142
25		2:01.652	46.378	40.943	34.331	192.1	53:02.794
26		2:01.768	46.699	41.058	34.011	191.8	55:04.562
27		2:03.073	46.872	41.603	34.598	186.2	57:07.635
28		2:02.967	46.758	41.871	34.338	190.4	59:10.602
29		2:02.399	46.544	41.390	34.465	192.1	1:01:13.001
30			46.948	40.920		177.6	

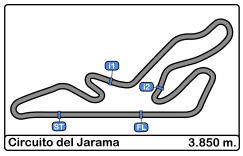

Circuito del Jarama
VI UV Endurance RACE Jarama
Carrera 8 horas resistencia
Lap Analysis 1 Hour

33 AMAZON SPORT 1 — VW Golf MK3

2 — AMAZON SPORT 1

Vta.	D	Tiempo	Sector 1	Sector 2	Sector 3	V. Max.	Elapsed
1		2:29.522	1:07.351	46.022	36.149	166.4	2:29.522
2		2:11.112	50.313	44.142	36.657	164.3	4:40.634
3		2:13.038	51.149	45.099	36.790	184.9	6:53.672
4		2:11.580	51.141	43.936	36.503	159.5	9:05.252
5		2:10.598	49.854	44.214	36.530	176.7	11:15.850
6		2:09.555	49.518	43.760	36.277	180.6	13:25.405
7		2:14.277	49.813	46.642	37.822	175.0	15:39.682
8		3:11.109	1:16.554	1:07.160	47.395	92.3	18:50.791
9		2:29.267	1:06.972	45.744	36.551	85.3	21:20.058
10		2:08.823	49.417	43.194	36.212	176.4	23:28.881
11		2:08.927	49.156	43.542	36.229	177.9	25:37.808
12		2:09.203	48.944	43.858	36.401	176.4	27:47.011
13		2:09.275	49.683	43.849	35.743	176.7	29:56.286
14		2:07.951	48.871	43.317	35.763	181.8	32:04.237
15		2:08.903	49.297	43.519	36.087	177.6	34:13.140
16		2:09.692	50.404	43.328	35.960	169.8	36:22.832
17		2:11.626	50.367	44.571	36.688	186.5	38:34.458
18		2:09.586	49.460	43.586	36.540	173.0	40:44.044
19		2:09.551	50.473	43.014	36.064	170.3	42:53.595
20		2:09.097	49.133	43.387	36.577	179.1	45:02.692
21		2:09.406	49.999	43.434	35.973	183.0	47:12.098
22		2:09.036	49.738	43.123	36.175	171.1	49:21.134
23		2:10.479	49.603	44.913	35.963	171.9	51:31.613
24		2:21.357	49.405	43.111	48.841	175.8	53:52.970
25		4:44.406	3:21.194	46.068	37.144	81.6	58:37.376
26		2:13.066	52.083	44.172	36.811	167.4	1:00:50.442
27			50.347	44.301		171.9	

P

34 RRB COMPETICION — Renault Clio

2 — RRB COMPETICION

Vta.	D	Tiempo	Sector 1	Sector 2	Sector 3	V. Max.	Elapsed
1		2:14.293	58.399	41.461	34.433	161.6	2:14.293
2		2:01.091	46.087	40.810	34.194	187.5	4:15.384
3		2:01.986	46.995	41.127	33.864	174.1	6:17.370
4		2:02.057	46.972	41.151	33.934	183.3	8:19.427
5		2:02.039	46.899	40.781	34.359	183.6	10:21.466
6		2:01.312	46.227	40.461	34.624	184.6	12:22.778
7		2:02.500	46.876	41.143	34.481	180.6	14:25.278
8		2:27.641	52.629	52.299	42.713	125.7	16:52.919
9		3:08.683	51.861	1:24.394	52.428	146.9	20:01.602
10		2:00.899	46.543	40.368	33.988	185.5	22:02.501
11		2:00.841	46.442	40.422	33.977	186.8	24:03.342
12		2:01.878	46.537	41.113	34.228	186.8	26:05.220
13		2:01.269	46.243	40.742	34.284	185.5	28:06.489
14		2:02.059	46.601	41.160	34.298	186.8	30:08.548
15		2:02.208	46.183	41.652	34.373	188.1	32:10.756
16		2:02.490	47.257	41.140	34.093	183.3	34:13.246
17		2:02.410	46.989	40.867	34.554	182.7	36:15.656
18		2:01.922	47.066	40.707	34.149	183.6	38:17.578
19		2:02.062	46.687	41.124	34.251	185.8	40:19.640
20		5:59.159	46.716	41.203	4:31.240	182.7	46:18.799
21		5:02.178	3:47.195	40.949	34.034	76.9	51:20.977
22		1:59.776	45.973	40.050	33.753	185.2	53:20.753
23		2:00.306	46.808	39.860	33.638	187.1	55:21.059
24		2:00.959	46.526	40.457	33.976	190.1	57:22.018
25		2:02.546	46.620	41.525	34.401	186.2	59:24.564
26		2:03.339	47.297	40.862	35.180	186.8	1:01:27.903
27			47.148			184.9	

P

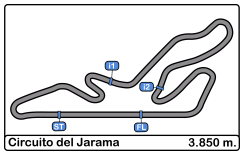

Circuito del Jarama
VI UV Endurance RACE Jarama
Carrera 8 horas resistencia
Lap Analysis 1 Hour

40 UV-TEC — Citroen Saxo

SAXO — UV-TEC

Vta.	D	Tiempo	Sector 1	Sector 2	Sector 3	V. Max.	Elapsed
1		2:55.812	1:23.129	53.939	38.744	79.5	2:55.812
2		2:17.527	53.096	46.034	38.397	161.9	5:13.339
3		2:16.857	52.604	45.912	38.341	161.9	7:30.196
4		2:18.183	52.984	46.693	38.506	162.1	9:48.379
5		2:18.979	53.074	47.509	38.396	166.1	12:07.358
6		2:24.717	53.847	48.556	42.314	163.1	14:32.075
7		2:28.588	57.973	51.702	38.913	132.1	17:00.663
8		3:07.662	55.528	1:16.889	55.245	124.2	20:08.325
9		2:20.887	56.020	47.205	37.662	146.3	22:29.212
10		2:16.446	52.126	46.087	38.233	170.8	24:45.658
11		2:15.726	52.111	45.878	37.737	163.1	27:01.384
12		2:17.046	52.393	46.072	38.581	163.3	29:18.430
13		2:18.947	52.787	47.039	39.121	159.7	31:37.377
14		2:19.613	52.846	45.968	40.799	160.4	33:56.990
15		2:16.695	52.250	45.924	38.521	160.0	36:13.685
16		2:26.650	53.177	50.240	43.233	165.1	38:40.335
17		2:17.409	52.582	46.467	38.360	159.7	40:57.744
18		2:21.693	52.963	48.330	40.400	163.1	43:19.437
19		2:16.696	52.120	45.916	38.660	164.3	45:36.133
20		2:16.225	51.911	46.041	38.273	164.6	47:52.358
21		2:15.415	51.346	45.402	38.667	171.7	50:07.773
22		2:18.544	52.140	46.218	40.186	167.7	52:26.317
23		2:16.401	51.283	46.687	38.431	166.4	54:42.718
24		2:28.166	54.289	51.557	42.320	152.3	57:10.884
25		2:18.553	53.302	46.337	38.914	164.8	59:29.437
26			51.499	44.855		171.4	

46 UV-SAYAGO — Citroen Saxo

SAXO — UV-SAYAGO

Vta.	D	Tiempo	Sector 1	Sector 2	Sector 3	V. Max.	Elapsed
1		4:13.766	2:51.906	45.642	36.218	87.1	4:13.766
2		2:09.887	50.202	43.684	36.001	171.4	6:23.653
3		2:11.765	51.220	44.713	35.832	171.1	8:35.418
4		2:09.074	48.725	44.496	35.853	170.3	10:44.492
5		2:09.856	50.592	43.435	35.829	172.8	12:54.348
6		2:11.587	48.930	44.057	38.600	174.4	15:05.935
7		2:18.778	52.804	46.869	39.105	128.8	17:24.713
8		2:52.422	50.466	1:09.689	52.267	157.8	20:17.135
9		2:10.846	49.402	45.366	36.078	173.9	22:27.981
10		2:08.577	48.963	43.798	35.816	172.5	24:36.558
11		2:09.051	48.971	44.018	36.062	172.2	26:45.609
12		2:09.034	48.928	43.874	36.232	175.6	28:54.643
13		2:09.252	49.132	43.926	36.194	170.8	31:03.895
14		2:09.916	49.099	44.068	36.749	170.8	33:13.811
15		2:12.640	50.062	45.420	37.158	168.2	35:26.451
16		2:10.869	49.858	44.555	36.456	164.3	37:37.320
17	P	4:45.595	48.939	45.533	3:11.123	171.7	42:22.915

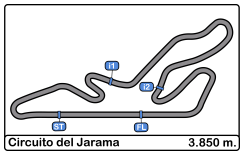

Circuito del Jarama
VI UV Endurance RACE Jarama
Carrera 8 horas resistencia
Analysis by Lap 1 Hour

Lap 1

Num	Lap Time	Gap
19	2:03.288	
24	2:04.464	01.176
21	2:05.883	02.595
11	2:07.973	04.685
16	2:08.839	05.551
26	2:11.308	08.020
14	2:12.785	09.497
9	2:14.090	10.802
34	2:14.293	11.005
1	2:15.281	11.993
27	2:16.040	12.752
2	2:16.900	13.612
12	2:17.278	13.990
31	2:18.576	15.288
29	2:19.621	16.333
8	2:20.439	17.151
5	2:22.179	18.891
20	2:23.760	20.472
10	2:24.403	21.115
7	2:25.420	22.132
17	2:25.782	22.494
30	2:25.795	22.507
3	2:27.375	24.087
28	2:28.633	25.345
33	2:29.522	26.234
25	2:31.826	28.538
22	2:31.849	28.561
32	2:33.979	30.691
6	2:34.031	30.743
18	2:36.177	32.889
40	2:55.812	52.524

Lap 2

Num	Lap Time	Gap
19	1:55.403	
24	1:55.845	01.618
21	1:57.489	04.681
11	1:58.134	07.416
16	1:59.678	09.826
26	2:02.328	14.945
46	4:13.766	1 Lap
14	2:02.002	16.096
34	2:01.091	16.693
1	2:02.430	19.020
9	2:05.797	21.196
27	2:04.345	21.694
12	2:03.458	22.045
2	2:04.166	22.375
31	2:03.035	22.920
29	2:05.967	26.897
8	2:05.623	27.371
5	2:06.604	30.092
10	2:04.734	30.446
20	2:07.594	32.663
7	2:07.899	34.628
30	2:08.397	35.501
17	2:08.523	35.614
3	2:08.552	37.236
32	2:02.232	37.520
28	2:09.865	39.807
33	2:11.112	41.943
6	2:07.124	42.464
25	2:11.903	45.038
22	2:13.089	46.247
18	2:15.152	52.638
40	2:17.527	1:14.648

Lap 3

Num	Lap Time	Gap
19	1:55.372	
24	1:55.917	02.163
21	1:57.758	07.067
11	1:57.689	09.733
16	2:00.633	15.087
26	2:02.860	22.433
14	2:02.237	22.961
34	2:01.986	23.307
1	2:02.187	25.835
46	2:09.887	1 Lap
27	2:03.651	29.973
2	2:04.074	31.077
12	2:05.048	31.721
31	2:04.726	32.274
9	2:08.974	34.798
29	2:04.618	36.143
8	2:05.791	37.790
10	2:04.630	39.704
5	2:06.809	41.529
20	2:06.111	43.402
32	2:03.579	45.727
7	2:08.938	48.194
17	2:08.127	48.369
30	2:09.292	49.421
3	2:08.389	50.253
28	2:06.979	51.414
6	2:04.791	51.883
33	2:13.038	59.609
25	2:11.999	1:01.665
22	2:11.772	1:02.647
18	2:14.123	1:11.389
40	2:16.857	1:36.133

Lap 4

Num	Lap Time	Gap
19	1:55.432	
24	1:56.020	02.751
21	1:57.590	09.225
11	1:58.551	12.852
16	2:00.436	20.091
26	2:02.115	29.116
34	2:02.057	29.932
14	2:03.030	30.559
1	2:01.770	32.173
27	2:03.906	38.447
2	2:03.043	38.688
12	2:03.481	39.770
31	2:03.684	40.526
9	2:05.298	44.664
46	2:11.765	1 Lap
29	2:05.287	45.998
8	2:05.138	47.496
10	2:05.881	50.153
5	2:07.053	53.150
32	2:03.074	53.369
20	2:06.609	54.579
17	2:06.777	59.714
7	2:10.154	1:02.916
30	2:09.192	1:03.181
3	2:09.266	1:04.087
6	2:07.798	1:04.249
28	2:09.584	1:05.566
33	2:11.580	1:15.757
22	2:11.824	1:19.039
25	2:16.742	1:22.975
18	2:13.753	1:29.710

Lap 5

Num	Lap Time	Gap
19	1:55.234	
40	2:18.183	1 Lap
24	1:56.456	03.973
21	1:57.572	11.563
11	1:58.612	16.230
16	2:00.622	25.479
34	2:02.039	36.737
14	2:02.409	37.734
26	2:04.603	38.485
1	2:01.654	38.593
2	2:03.259	46.713
27	2:04.407	47.620
12	2:03.632	48.168
31	2:03.477	48.769
9	2:04.626	54.056
29	2:05.090	55.854
8	2:04.681	56.943
46	2:09.074	1 Lap
10	2:05.615	1:00.534
32	2:02.526	1:00.661
5	2:06.948	1:04.864
20	2:05.759	1:05.104
17	2:05.319	1:09.799
6	2:06.369	1:15.384
7	2:08.722	1:16.404
30	2:09.109	1:17.056
3	2:08.815	1:17.668
28	2:08.601	1:18.933
33	2:10.598	1:31.121
22	2:12.214	1:36.019
25	2:13.617	1:41.358
18	2:12.627	1:47.103

Lap 6

Num	Lap Time	Gap
19	1:55.492	
24	1:56.107	04.588
21	1:57.817	13.888
11	1:59.609	20.347
40	2:18.979	1 Lap
16	2:00.144	30.131
34	2:01.312	42.557
14	2:02.081	44.323
1	2:01.942	45.043
26	2:03.343	46.336
2	2:02.625	53.846
27	2:02.532	54.660
12	2:03.149	55.825
31	2:03.224	56.501
9	2:04.051	1:02.615
29	2:04.406	1:04.768
8	2:05.229	1:06.680
32	2:03.736	1:08.905
10	2:07.678	1:12.720
46	2:09.856	1 Lap
20	2:04.521	1:14.133
5	2:07.037	1:16.409
17	2:05.262	1:19.569
6	2:06.521	1:26.413
7	2:08.303	1:29.215
30	2:08.022	1:29.586
3	2:08.110	1:30.286
28	2:08.136	1:31.577
33	2:09.555	1:45.184
22	2:10.987	1:51.514

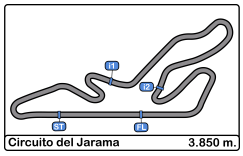

Circuito del Jarama
VI UV Endurance RACE Jarama
Carrera 8 horas resistencia
Analysis by Lap 1 Hour

Num	Lap Time	Gap
Lap 7		
19	1:56.235	
25	2:14.258	1 Lap
24	1:56.343	04.696
21	1:57.611	15.264
11	1:58.855	22.967
16	1:59.520	33.416
34	2:02.500	48.822
14	2:02.279	50.367
1	2:02.433	51.241
26	2:03.409	53.510
40	2:24.717	1 Lap
2	2:03.087	1:00.698
27	2:03.483	1:01.908
12	2:03.666	1:03.256
31	2:03.463	1:03.729
9	2:09.941	1:16.321
32	2:04.615	1:17.285
29	2:09.742	1:18.275
8	2:08.877	1:19.322
20	2:07.759	1:25.657
10	2:12.706	1:29.191
46	2:11.587	1 Lap
5	2:10.356	1:30.530
17	2:09.480	1:32.814
6	2:27.791	1:57.969
30	2:25.244	1:58.595
7	2:26.460	1:59.440
3	2:25.972	2:00.023
28	2:25.565	2:00.907
33	2:14.277	2:03.226
Num	**Lap Time**	**Gap**
Lap 8		
19	2:06.018	
22	2:19.402	1 Lap
24	2:11.085	09.763
25	2:19.687	1 Lap
21	2:10.196	19.442
11	2:04.112	21.061
16	2:12.634	40.032
34	2:27.641	1:10.445
14	2:27.194	1:11.543
1	2:27.900	1:13.123
26	2:27.260	1:14.752
40	2:28.588	1 Lap
2	2:23.838	1:18.518
27	2:23.648	1:19.538
12	2:24.137	1:21.375
31	2:26.053	1:23.764
9	2:19.475	1:29.778
32	2:19.112	1:30.379
29	2:18.628	1:30.885
8	2:21.281	1:34.585
20	2:18.000	1:37.639
10	2:16.449	1:39.622
46	2:18.778	1 Lap
5	2:18.499	1:43.011
17	2:17.007	1:43.803
6	3:12.554	3:04.505
30	3:12.956	3:05.533
7	3:12.534	3:05.956
3	3:12.510	3:06.515
28	3:12.446	3:07.335
33	3:11.109	3:08.317
22	3:00.614	3:09.277
18	7:23.581	2 Laps
Num	**Lap Time**	**Gap**
Lap 9		
19	4:10.372	
24	4:01.830	01.221
25	3:57.083	1 Lap
21	3:55.322	04.392
11	3:54.127	04.816
16	3:35.818	05.478
34	3:08.683	08.756
14	3:07.877	09.048
1	3:06.971	09.722
26	3:08.063	12.443
2	3:05.782	13.928
27	3:06.247	15.413
40	3:07.662	1 Lap
12	3:04.655	15.658
31	3:03.227	16.619
9	2:58.733	18.139
32	2:58.435	18.442
29	2:58.955	19.468
8	2:56.009	20.222
20	2:54.096	21.363
10	2:53.797	23.047
46	2:52.422	1 Lap
5	2:51.819	24.458
17	2:51.555	24.986
6	2:28.872	1:23.005
30	2:29.427	1:24.588
28	2:27.841	1:24.804
7	2:31.139	1:26.723
33	2:29.267	1:27.212
3	2:32.389	1:28.532
22	2:30.647	1:29.552
18	2:28.765	2 Laps
Num	**Lap Time**	**Gap**
Lap 10		
19	1:54.495	
24	1:55.667	02.393
11	1:57.857	08.178
21	1:58.482	08.379
16	1:58.640	09.623
34	2:00.899	15.160
1	2:02.294	17.521
14	2:03.364	17.917
26	2:01.981	19.929
2	2:02.666	22.099
27	2:04.049	24.967
12	2:04.093	25.256
31	2:04.177	26.301
32	2:02.941	26.888
25	2:18.311	1 Lap
9	2:05.412	29.056
29	2:05.155	30.128
8	2:05.408	31.135
20	2:06.365	33.233
5	2:06.706	36.669
10	2:09.229	37.781
17	2:08.218	38.709
46	2:10.846	1 Lap
40	2:20.887	1 Lap
6	2:05.246	1:33.756
28	2:04.976	1:35.285
30	2:08.711	1:38.804
7	2:07.481	1:39.709
33	2:08.823	1:41.540
3	2:08.444	1:42.481
22	2:10.148	1:45.205
18	2:12.826	2 Laps
Num	**Lap Time**	**Gap**
Lap 11		
19	1:55.084	
24	1:56.532	03.841
21	1:56.766	10.061
11	1:59.004	12.098
16	1:58.700	13.239
34	2:00.841	20.917
1	2:00.932	23.369
14	2:02.012	24.845
26	2:02.512	27.357
2	2:02.496	29.511
27	2:02.950	32.833
12	2:03.083	33.255
31	2:02.559	33.776
32	2:02.403	34.207
9	2:03.852	37.824
29	2:04.562	39.606
8	2:05.240	41.291
20	2:05.596	43.745
25	2:15.136	1 Lap
5	2:06.906	48.491
10	2:06.878	49.575
17	2:06.150	49.775
46	2:08.577	1 Lap
40	2:16.446	1 Lap
6	2:05.303	1:43.975
28	2:05.269	1:45.470
30	2:08.344	1:52.064
7	2:07.713	1:52.338
33	2:08.927	1:55.383
Num	**Lap Time**	**Gap**
Lap 12		
19	1:55.651	
3	2:08.639	1 Lap
24	1:56.609	04.799
22	2:10.814	1 Lap
21	1:57.449	11.859
18	2:15.504	3 Laps
11	1:58.345	14.792
16	1:58.845	16.433
34	2:01.878	27.144
1	2:01.436	29.154
14	2:02.126	31.320
26	2:02.376	34.082
2	2:02.994	36.854
27	2:03.295	40.477
12	2:03.137	40.741
31	2:03.601	41.726
32	2:03.756	42.312
9	2:04.399	46.572
29	2:04.317	48.272
8	2:04.267	49.907
20	2:05.167	53.261
5	2:07.008	59.848
10	2:08.100	1:02.024
17	2:07.999	1:02.123
25	2:14.332	1 Lap
46	2:09.051	1 Lap
40	2:15.726	1 Lap
6	2:05.338	1:53.662
28	2:05.052	1:54.871
Num	**Lap Time**	**Gap**
Lap 13		
19	1:55.792	
24	1:57.090	06.097

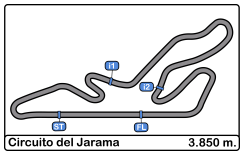

Circuito del Jarama
VI UV Endurance RACE Jarama
Carrera 8 horas resistencia
Analysis by Lap 1 Hour

Num	Lap Time	Gap
30	2:09.622	1 Lap
7	2:09.521	1 Lap
33	2:09.203	1 Lap
21	1:57.257	13.324
3	2:09.789	1 Lap
11	1:58.548	17.548
16	1:58.432	19.073
22	2:12.426	1 Lap
18	2:13.491	3 Laps
34	2:01.269	32.621
1	2:01.543	34.905
14	2:02.311	37.839
26	2:02.362	40.652
2	2:03.327	44.389
27	2:02.937	47.622
12	2:02.977	47.926
31	2:02.858	48.792
32	2:03.124	49.644
9	2:04.332	55.112
29	2:05.051	57.531
8	2:04.981	59.096
20	2:05.175	1:02.644
5	2:07.347	1:11.403
17	2:05.617	1:11.948
10	2:08.340	1:14.572
46	2:09.034	1 Lap
25	2:14.861	1 Lap
40	2:17.046	1 Lap
Lap 14		
19	1:55.295	
24	1:56.733	07.535
6	2:07.580	1 Lap
28	2:07.055	1 Lap
21	1:57.755	15.784
11	2:00.323	22.576
16	1:59.993	23.771
7	2:10.241	1 Lap
30	2:10.633	1 Lap
33	2:09.275	1 Lap

Num	Lap Time	Gap
3	2:09.025	1 Lap
22	2:11.819	1 Lap
34	2:02.059	39.385
1	2:02.110	41.720
14	2:02.146	44.690
26	2:03.068	48.425
2	2:03.080	52.174
18	2:15.380	3 Laps
12	2:02.219	54.850
27	2:03.697	56.024
31	2:03.507	57.004
32	2:03.685	58.034
9	2:04.549	1:04.366
29	2:04.311	1:06.547
8	2:04.979	1:08.780
20	2:05.686	1:13.035
17	2:06.598	1:23.251
5	2:07.222	1:23.330
10	2:08.221	1:27.498
46	2:09.252	1 Lap
25	2:16.488	1 Lap
Lap 15		
19	1:55.219	
24	1:56.608	08.924
40	2:18.947	2 Laps
21	1:57.911	18.476
6	2:07.125	1 Lap
28	2:06.917	1 Lap
11	1:58.725	26.082
16	1:58.661	27.213
7	2:08.085	1 Lap
30	2:08.810	1 Lap
33	2:07.951	1 Lap
3	2:07.933	1 Lap
34	2:02.208	46.374
1	2:00.846	47.347
14	2:02.324	51.795
22	2:12.094	1 Lap
26	2:02.436	55.642

Num	Lap Time	Gap
2	2:03.168	1:00.123
12	2:03.086	1:02.717
27	2:02.864	1:03.669
31	2:03.607	1:05.392
32	2:03.513	1:06.328
18	2:14.520	3 Laps
9	2:03.757	1:12.904
29	2:04.229	1:15.557
8	2:04.858	1:18.419
20	2:05.132	1:22.948
17	2:04.932	1:32.964
5	2:07.207	1:35.318
10	2:08.012	1:40.291
46	2:09.916	1 Lap
Lap 16		
19	1:56.535	
24	1:56.161	08.550
25	2:17.191	2 Laps
21	1:57.737	19.678
11	2:01.851	31.398
16	2:01.492	32.170
28	2:07.853	1 Lap
6	2:08.749	1 Lap
40	2:19.613	2 Laps
7	2:08.394	1 Lap
30	2:08.377	1 Lap
33	2:08.903	1 Lap
34	2:02.490	52.329
1	2:02.690	53.502
3	2:09.521	1 Lap
14	2:02.962	58.222
26	2:02.815	1:01.922
2	2:02.914	1:06.502
12	2:02.515	1:08.697
27	2:02.669	1:09.803
31	2:03.215	1:12.072
22	2:13.554	1 Lap
32	2:02.600	1:12.393
9	2:03.444	1:19.813

Num	Lap Time	Gap
29	2:04.779	1:23.801
8	2:06.134	1:28.018
18	2:15.342	3 Laps
20	2:04.991	1:31.404
17	2:05.501	1:41.930
5	2:07.296	1:46.079
10	2:09.011	1:52.767
Lap 17		
19	1:56.623	
24	1:56.399	08.326
46	2:12.640	2 Laps
21	1:58.162	21.217
25	2:15.382	2 Laps
11	1:58.752	33.527
16	1:58.293	33.840
28	2:05.805	1 Lap
6	2:06.205	1 Lap
40	2:16.695	2 Laps
34	2:02.410	58.116
1	2:02.905	59.784
7	2:09.791	1 Lap
30	2:10.384	1 Lap
33	2:09.692	1 Lap
14	2:03.803	1:05.402
3	2:08.771	1 Lap
26	2:02.573	1:07.872
2	2:03.178	1:13.057
27	2:03.262	1:16.442
31	2:03.676	1:19.125
32	2:04.067	1:19.837
12	2:08.552	1:20.626
9	2:04.414	1:27.604
22	2:13.680	1 Lap
29	2:04.838	1:32.016
8	2:05.241	1:36.636
20	2:05.355	1:40.136
18	2:15.836	3 Laps
17	2:05.512	1:50.819

Num	Lap Time	Gap
Lap 18		
19	1:57.031	
5	2:07.643	1 Lap
24	1:56.261	07.556
10	2:10.634	1 Lap
21	1:58.268	22.454
46	2:10.869	2 Laps
11	1:58.489	34.985
16	1:58.471	35.280
28	2:06.527	1 Lap
6	2:07.027	1 Lap
25	2:20.340	2 Laps
34	2:01.922	1:03.007
1	2:02.319	1:05.072
14	2:04.405	1:12.776
7	2:09.522	1 Lap
30	2:09.189	1 Lap
26	2:07.922	1:18.763
2	2:03.801	1:19.827
33	2:11.626	1 Lap
3	2:11.737	1 Lap
27	2:03.024	1:22.435
31	2:03.020	1:25.114
32	2:02.880	1:25.686
40	2:26.650	2 Laps
12	2:02.597	1:26.192
9	2:03.656	1:34.229
29	2:04.985	1:39.970
8	2:05.898	1:45.503
20	2:05.409	1:48.514
Lap 19		
19	1:56.830	
22	2:25.810	2 Laps
17	2:07.249	1 Lap
24	1:56.670	07.396
5	2:07.719	1 Lap
18	2:17.387	4 Laps
10	2:07.763	1 Lap
21	1:57.552	23.176

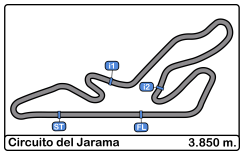

Circuito del Jarama
VI UV Endurance RACE Jarama
Carrera 8 horas resistencia
Analysis by Lap 1 Hour

Num	Lap Time	Gap
11	1:58.826	36.981
16	1:59.078	37.528
28	2:05.259	1 Lap
6	2:05.027	1 Lap
34	2:02.062	1:08.239
1	2:02.260	1:10.502
25	2:16.775	2 Laps
14	2:03.010	1:18.956
26	2:02.173	1:24.106
2	2:03.694	1:26.691
7	2:08.760	1 Lap
30	2:09.060	1 Lap
27	2:04.082	1:29.687
33	2:09.586	1 Lap
31	2:04.787	1:33.071
12	2:04.568	1:33.930
3	2:11.135	1 Lap
32	2:06.209	1:35.065
9	2:03.911	1:41.310
40	2:17.409	2 Laps
29	2:06.923	1:50.063
8	2:04.581	1:53.254
Num	**Lap Time**	**Gap**
Lap 20		
19	1:56.605	
20	2:07.235	1 Lap
24	1:56.458	07.249
17	2:06.647	1 Lap
5	2:06.562	1 Lap
21	1:58.120	24.691
18	2:13.325	4 Laps
10	2:08.843	1 Lap
22	2:33.308	2 Laps
11	1:58.407	38.783
16	1:58.475	39.398
28	2:04.980	1 Lap
6	2:04.988	1 Lap
46	4:45.595	3 Laps
1	2:03.160	1:17.057
14	2:02.514	1:24.865

Num	Lap Time	Gap
26	2:03.180	1:30.681
25	2:14.367	2 Laps
2	2:02.280	1:32.366
27	2:03.454	1:36.536
31	2:04.793	1:41.259
12	2:04.137	1:41.462
32	2:03.672	1:42.132
7	2:11.461	1 Lap
30	2:10.923	1 Lap
33	2:09.551	1 Lap
3	2:07.625	1 Lap
9	2:04.167	1:48.872
Num	**Lap Time**	**Gap**
Lap 21		
19	1:56.436	
29	2:05.037	1 Lap
8	2:06.335	1 Lap
24	1:56.929	07.742
20	2:06.290	1 Lap
40	2:21.693	3 Laps
17	2:05.910	1 Lap
21	1:57.598	25.853
5	2:06.944	1 Lap
11	1:59.951	42.298
16	1:59.565	42.527
10	2:09.602	1 Lap
18	2:13.526	4 Laps
22	2:11.018	2 Laps
28	2:05.461	1 Lap
6	2:05.641	1 Lap
1	2:02.946	1:23.567
14	2:03.161	1:31.590
26	2:02.640	1:36.885
2	2:02.450	1:38.380
27	2:02.917	1:43.017
12	2:02.635	1:47.661
31	2:04.729	1:49.552
32	2:04.383	1:50.079
25	2:15.389	2 Laps
7	2:08.957	1 Lap

Num	Lap Time	Gap
9	2:03.720	1:56.156
Num	**Lap Time**	**Gap**
Lap 22		
19	1:56.539	
30	2:10.144	2 Laps
33	2:09.097	2 Laps
3	2:08.889	2 Laps
24	1:56.642	07.845
29	2:05.264	1 Lap
8	2:06.836	1 Lap
21	1:58.050	27.364
17	2:05.887	1 Lap
20	2:18.453	1 Lap
40	2:16.696	3 Laps
5	2:07.083	1 Lap
11	1:59.090	44.849
16	1:58.899	44.887
10	2:08.256	1 Lap
18	2:12.152	4 Laps
22	2:11.259	2 Laps
34	5:59.159	2 Laps
28	2:05.895	1 Lap
6	2:05.319	1 Lap
1	2:02.339	1:29.367
14	2:02.904	1:37.955
26	2:02.597	1:42.943
2	2:02.648	1:44.489
27	2:03.023	1:49.501
12	2:02.116	1:53.238
32	2:02.309	1:55.849
31	2:04.094	1:57.107
Num	**Lap Time**	**Gap**
Lap 23		
19	1:57.674	
9	2:02.975	1 Lap
25	2:12.412	3 Laps
7	2:09.690	2 Laps
30	2:08.398	2 Laps
3	2:07.408	2 Laps
33	2:09.406	2 Laps

Num	Lap Time	Gap
29	2:05.521	1 Lap
8	2:05.860	1 Lap
21	1:58.973	28.663
17	2:05.747	1 Lap
24	2:32.737	42.908
16	1:58.613	45.826
11	2:01.051	48.226
5	2:08.185	1 Lap
40	2:16.225	3 Laps
10	2:08.951	1 Lap
18	2:10.921	4 Laps
22	2:10.794	2 Laps
1	2:04.494	1:36.187
28	2:07.656	1 Lap
6	2:08.020	1 Lap
14	2:02.779	1:43.060
26	2:02.387	1:47.656
2	2:03.333	1:50.148
27	2:03.439	1:55.266
Num	**Lap Time**	**Gap**
Lap 24		
19	1:56.496	
12	2:02.826	1 Lap
32	2:01.887	1 Lap
31	2:03.848	1 Lap
9	2:03.774	1 Lap
7	2:09.504	2 Laps
30	2:09.054	2 Laps
33	2:09.036	2 Laps
25	2:14.105	3 Laps
29	2:05.471	1 Lap
3	2:14.115	2 Laps
21	1:57.508	29.675
8	2:05.275	1 Lap
16	1:58.812	48.142
17	2:05.354	1 Lap
11	1:59.786	51.516
5	2:07.236	1 Lap
40	2:15.415	3 Laps
10	2:08.420	1 Lap

Num	Lap Time	Gap
20	4:47.532	2 Laps
18	2:10.180	4 Laps
22	2:10.587	2 Laps
1	2:02.836	1:42.527
6	2:04.537	1 Lap
28	2:07.308	1 Lap
14	2:02.463	1:49.027
26	2:02.725	1:53.885
2	2:02.577	1:56.229
Num	**Lap Time**	**Gap**
Lap 25		
19	1:58.216	
27	2:03.423	1 Lap
12	2:01.593	1 Lap
32	2:02.425	1 Lap
31	2:02.546	1 Lap
9	2:04.493	1 Lap
34	5:02.178	4 Laps
21	1:59.005	30.464
7	2:08.939	2 Laps
29	2:06.273	1 Lap
30	2:10.777	2 Laps
33	2:10.479	2 Laps
3	2:08.223	2 Laps
8	2:05.526	1 Lap
25	2:14.808	3 Laps
16	2:00.747	50.673
11	2:00.178	53.478
17	2:05.966	1 Lap
5	2:07.219	1 Lap
10	2:08.885	1 Lap
40	2:18.544	3 Laps
20	2:12.067	2 Laps
18	2:11.763	4 Laps
1	2:02.887	1:47.198
22	2:10.928	2 Laps
6	2:04.533	1 Lap
14	2:03.582	1:54.393
28	2:06.683	1 Lap

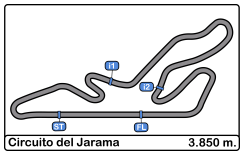

Circuito del Jarama
VI UV Endurance RACE Jarama
Carrera 8 horas resistencia
Analysis by Lap 1 Hour

Lap 26

Num	Lap Time	Gap
19	1:57.737	
26	2:02.158	1 Lap
2	2:03.225	1 Lap
27	2:03.371	1 Lap
12	2:02.286	1 Lap
32	2:01.652	1 Lap
31	2:03.470	1 Lap
9	2:05.866	1 Lap
34	1:59.776	4 Laps
21	1:58.049	30.776
29	2:04.630	1 Lap
7	2:10.090	2 Laps
30	2:08.587	2 Laps
8	2:06.453	1 Lap
3	2:09.423	2 Laps
16	1:59.988	52.924
11	2:00.424	56.165
25	2:11.785	3 Laps
33	2:21.357	2 Laps
17	2:08.399	1 Lap
5	2:07.265	1 Lap
10	2:08.336	1 Lap
40	2:16.401	3 Laps
1	2:03.535	1:52.996
20	2:11.974	2 Laps
22	2:11.567	2 Laps
14	2:04.700	2:01.356
26	2:03.068	2:03.158

Lap 27

Num	Lap Time	Gap
19	2:03.176	
6	2:08.311	2 Laps
2	2:02.946	1 Lap
28	2:08.406	2 Laps
18	2:25.061	5 Laps
12	2:02.115	1 Lap
27	2:02.837	1 Lap
32	2:01.768	1 Lap
31	2:03.375	1 Lap
21	1:57.454	25.054
9	2:03.007	1 Lap
34	2:00.306	4 Laps
29	2:05.240	1 Lap
16	2:00.133	49.881
7	2:09.171	2 Laps
8	2:06.450	1 Lap
30	2:09.499	2 Laps
11	2:00.978	53.967
3	2:10.229	2 Laps
25	2:14.218	3 Laps
17	2:07.443	1 Lap
5	2:07.159	1 Lap
10	2:08.405	1 Lap
1	2:03.123	1:52.943

Lap 28

Num	Lap Time	Gap
19	1:59.175	
14	2:02.760	1 Lap
20	2:11.018	3 Laps
2	2:03.090	1 Lap
26	2:06.524	1 Lap
6	2:06.116	2 Laps
28	2:05.507	2 Laps
12	2:02.024	1 Lap
27	2:02.201	1 Lap
32	2:03.073	1 Lap
40	2:28.166	4 Laps
22	2:19.104	3 Laps
31	2:02.905	1 Lap
21	1:56.761	22.640
34	2:00.959	4 Laps
9	2:03.006	1 Lap
29	2:04.727	1 Lap
16	2:00.892	51.598
11	2:01.043	55.835
8	2:05.891	1 Lap
7	2:09.687	2 Laps
30	2:09.632	2 Laps
3	2:10.191	2 Laps
17	2:05.578	1 Lap
25	2:13.123	3 Laps
5	2:07.385	1 Lap
33	4:44.406	3 Laps
1	2:02.948	1:56.716
10	2:08.404	1 Lap

Lap 29

Num	Lap Time	Gap
19	1:57.317	
14	2:02.507	1 Lap
2	2:03.220	1 Lap
20	2:09.319	3 Laps
12	2:02.183	1 Lap
6	2:08.719	2 Laps
27	2:04.588	1 Lap
32	2:02.967	1 Lap
28	2:07.744	2 Laps
26	2:12.467	1 Lap
21	1:59.008	24.331
31	2:04.243	1 Lap
34	2:02.546	4 Laps
9	2:04.148	1 Lap
22	2:17.344	3 Laps
40	2:18.553	4 Laps
16	2:00.078	54.359
11	2:00.709	59.227
29	2:07.874	1 Lap
8	2:05.956	1 Lap
7	2:09.220	2 Laps
30	2:09.599	2 Laps
3	2:08.243	2 Laps
17	2:05.033	1 Lap
25	2:15.057	3 Laps
5	2:07.071	1 Lap

Lap 30

Num	Lap Time	Gap
19	1:58.129	
33	2:13.066	4 Laps
1	2:02.319	1 Lap
10	2:09.189	2 Laps
14	2:03.473	1 Lap
2	2:03.390	1 Lap
12	2:01.792	1 Lap
32	2:02.399	1 Lap
21	1:58.404	24.606
27	2:05.599	1 Lap
20	2:10.923	3 Laps
6	2:08.682	2 Laps
28	2:07.078	2 Laps
26	2:06.683	1 Lap
31	2:03.443	1 Lap
34	2:03.339	4 Laps
9	2:04.572	1 Lap
22	2:11.007	3 Laps
16	2:00.930	57.160
11	1:59.930	1:01.028
29	2:05.305	1 Lap
8	2:05.057	1 Lap
7	2:08.933	2 Laps
30	2:08.970	2 Laps
3	2:08.694	2 Laps
17	2:04.412	1 Lap
5	2:07.230	1 Lap
25	2:13.546	3 Laps

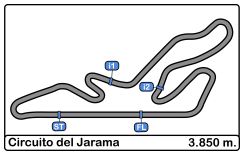

Circuito del Jarama
VI UV Endurance RACE Jarama
Carrera 8 horas resistencia
Best Sectors Results 1 Hour

	Sector - 1			Sector - 2			Sector - 3			Vuelta Ideal vs Mejor Vuelta					
Clas	Nº	Equipo	Tiempo	Nº	Equipo	Tiempo	Nº	Equipo	Tiempo	Clas	Nº	Equipo	Vta. Ideal	Mejor Vta.	Clas
1	19	RACING TO ENJOY	43.869	19	RACING TO ENJOY	38.436	19	RACING TO ENJOY	32.025	1	19	RACING TO ENJOY	1:54.330	1:54.495	1
2	24	VSR MTORSPORT	44.521	24	VSR MTORSPORT	38.816	24	VSR MTORSPORT	32.232	2	24	VSR MTORSPORT	1:55.569	1:55.667	2
3	21	BOYACA VSR	44.686	21	BOYACA VSR	39.134	21	BOYACA VSR	32.679	3	21	BOYACA VSR	1:56.499	1:56.761	3
4	11	M&M RACING TEAM	44.828	11	M&M RACING TEAM	39.251	16	RRO RACING VSR	32.904	4	11	M&M RACING TEAM	1:57.074	1:57.689	4
5	16	RRO RACING VSR	45.094	16	RRO RACING VSR	39.374	11	M&M RACING TEAM	32.995	5	16	RRO RACING VSR	1:57.372	1:58.293	5
6	34	RRB COMPETICION	45.973	34	RRB COMPETICION	39.860	1	ASAP RACING	33.430	6	34	RRB COMPETICION	1:59.471	1:59.776	6
7	32	PUNTAL PRODUCTI	46.081	32	PUNTAL PRODUCTI	40.333	34	RRB COMPETICION	33.638	7	32	PUNTAL PRODUCTI	2:00.425	2:01.652	9
8	26	PIKANTO RACING	46.379	26	PIKANTO RACING	40.611	32	PUNTAL PRODUCTI	34.011	8	1	ASAP RACING	2:00.578	2:00.846	7
9	1	ASAP RACING	46.527	1	ASAP RACING	40.621	9	JDM MOTOR 1	34.041	9	26	PIKANTO RACING	2:01.217	2:01.981	10
10	12	M.BOSS RACING	46.712	14	OLIMPIA RACING	40.720	12	M.BOSS RACING	34.051	10	14	OLIMPIA RACING	2:01.496	2:02.002	11
11	14	OLIMPIA RACING	46.717	12	M.BOSS RACING	40.772	14	OLIMPIA RACING	34.059	11	12	M.BOSS RACING	2:01.535	2:01.593	8
12	27	RG MOTORSPORT	46.843	2	BMOVIE	40.952	2	BMOVIE	34.200	12	2	BMOVIE	2:02.073	2:02.280	13
13	2	BMOVIE	46.921	27	RG MOTORSPORT	40.966	26	PIKANTO RACING	34.227	13	27	RG MOTORSPORT	2:02.167	2:02.201	12
14	6	CHAMAQUITOS	46.957	31	EB RACING	41.004	31	EB RACING	34.260	14	9	JDM MOTOR 1	2:02.187	2:02.975	15
15	9	JDM MOTOR 1	46.986	9	JDM MOTOR 1	41.160	27	RG MOTORSPORT	34.358	15	31	EB RACING	2:02.283	2:02.546	14
16	31	EB RACING	47.019	29	ALPHA RACING	41.581	28	EMAN EGURRE	34.695	16	29	ALPHA RACING	2:03.532	2:04.229	16
17	29	ALPHA RACING	47.159	8	HLT MK3	41.638	17	SAOCA SPORT	34.763	17	17	SAOCA SPORT	2:04.024	2:04.412	18
18	20	CLASICOS REDAN	47.350	17	SAOCA SPORT	41.664	29	ALPHA RACING	34.792	18	8	HLT MK3	2:04.054	2:04.267	17
19	28	EMAN EGURRE	47.391	10	FANSI GARAJE 49	41.777	6	CHAMAQUITOS	34.805	19	20	CLASICOS REDAN	2:04.073	2:04.521	19
20	8	HLT MK3	47.430	20	CLASICOS REDAN	41.803	20	CLASICOS REDAN	34.920	20	6	CHAMAQUITOS	2:04.275	2:04.533	20
21	10	FANSI GARAJE 49	47.443	28	EMAN EGURRE	42.284	8	HLT MK3	34.986	21	10	FANSI GARAJE 49	2:04.275	2:04.630	21
22	17	SAOCA SPORT	47.597	6	CHAMAQUITOS	42.513	10	FANSI GARAJE 49	35.055	22	28	EMAN EGURRE	2:04.370	2:04.976	22
23	5	DE DIEGO MOTOR	47.985	7	NATARA SPORT	42.608	5	DE DIEGO MOTOR	35.418	23	5	DE DIEGO MOTOR	2:06.334	2:06.562	23
24	3	ANGALI RACING	48.371	30	PLIPETTI'S RACING	42.894	3	ANGALI RACING	35.470	24	7	NATARA SPORT	2:06.962	2:07.481	25
25	46	UV-SAYAGO	48.725	5	DE DIEGO MOTOR	42.931	7	NATARA SPORT	35.615	25	3	ANGALI RACING	2:07.005	2:07.408	24
26	7	NATARA SPORT	48.739	33	AMAZON SPORT 1	43.014	30	PLIPETTI'S RACING	35.684	26	30	PLIPETTI'S RACING	2:07.506	2:08.022	27
27	33	AMAZON SPORT 1	48.871	3	ANGALI RACING	43.164	33	AMAZON SPORT 1	35.743	27	33	AMAZON SPORT 1	2:07.628	2:07.951	26
28	30	PLIPETTI'S RACING	48.928	46	UV-SAYAGO	43.435	46	UV-SAYAGO	35.816	28	46	UV-SAYAGO	2:07.976	2:08.577	28
29	18	SAAB ENDURANCE	49.447	22	ABOGADO AMIGO	43.716	25	POLESTAR TEAM	36.352	29	22	ABOGADO AMIGO	2:09.703	2:10.148	29
30	22	ABOGADO AMIGO	49.479	25	POLESTAR TEAM	43.787	22	ABOGADO AMIGO	36.508	30	18	SAAB ENDURANCE	2:10.151	2:10.180	30
31	25	POLESTAR TEAM	50.383	18	SAAB ENDURANCE	44.082	18	SAAB ENDURANCE	36.622	31	25	POLESTAR TEAM	2:10.522	2:11.785	31
32	40	UV-TEC	51.283	40	UV-TEC	44.855	40	UV-TEC	37.662	32	40	UV-TEC	2:13.800	2:15.415	32

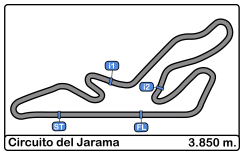

Circuito del Jarama
VI UV Endurance RACE Jarama
Carrera 8 horas resistencia
Leader Sequence 1 Hour

Nº	Equipo	Vehiculo	Cat	Vta.Inicio	Vta. Fin	Vtas	Total Vtas.
19	RACING TO ENJOY	BMW E36 325i	3	1	**35**	35	35

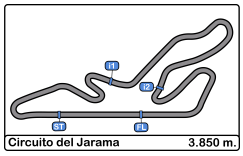

Circuito del Jarama
VI UV Endurance RACE Jarama
Carrera 8 horas resistencia
Best 5 Lap Times 1 Hour

					Mejor 1		Mejor 2		Mejor 3		Mejor 4		Mejor 5	
Clas	**Nº**	**Equipo**	**Vehiculo**	**Cat**	**Tiempo**	**Vta.**	**Tiempo**	**Vta.**	**Tiempo**	**Vta.**	**Tiempo**	**Vta.**	**Tiempo**	**Vta.**
1	**19**	RACING TO ENJOY	BMW E36 325i	3	**1:54.495**	10	1:55.084	11	1:55.219	15	1:55.234	5	1:55.295	14
2	**24**	VSR MTORSPORT	BMW 325i E36	3	**1:55.667**	10	1:55.845	2	1:55.917	3	1:56.020	4	1:56.107	6
3	**21**	BOYACA VSR	BMW 320i E36	3	**1:56.761**	28	1:56.766	11	1:57.257	13	1:57.449	12	1:57.454	27
4	**11**	M&M RACING TEAM	BMW E30 325i	3	**1:57.689**	3	1:57.857	10	1:58.134	2	1:58.345	12	1:58.407	20
5	**16**	RRO RACING VSR	BMW 325I e36	3	**1:58.293**	17	1:58.432	13	1:58.471	18	1:58.475	20	1:58.613	23
6	**34**	RRB COMPETICION	Renault Clio	2	**1:59.776**	22	2:00.306	23	2:00.841	11	2:00.899	10	2:00.959	24
7	**1**	ASAP RACING	Honda Civic EG5	1	**2:00.846**	15	2:00.932	11	2:01.436	12	2:01.543	13	2:01.654	5
8	**12**	M.BOSS RACING	VW Golf MK3	2	**2:01.593**	24	2:01.792	29	2:02.024	27	2:02.115	26	2:02.116	22
9	**32**	PUNTAL PRODUCTIONS	BMW 325i E36	3	**2:01.652**	25	2:01.768	26	2:01.887	23	2:02.232	2	2:02.309	22
10	**26**	PIKANTO RACING	Seat Toledo	2	**2:01.981**	10	2:02.115	4	2:02.158	25	2:02.173	19	2:02.328	2
11	**14**	OLIMPIA RACING	VW Golf MK2	2	**2:02.002**	2	2:02.012	11	2:02.081	6	2:02.126	12	2:02.146	14
12	**27**	RG MOTORSPORT	VW Golf MK2	2	**2:02.201**	27	2:02.532	6	2:02.669	16	2:02.837	26	2:02.864	15
13	**2**	BMOVIE	BMW E36 320i	2	**2:02.280**	20	2:02.450	21	2:02.496	11	2:02.577	24	2:02.625	6
14	**31**	EB RACING	BMW 325i E36	3	**2:02.546**	24	2:02.559	11	2:02.858	13	2:02.905	27	2:03.020	18
15	**9**	JDM MOTOR 1	BMW E30 325i	3	**2:02.975**	22	2:03.006	27	2:03.007	26	2:03.444	16	2:03.656	18
16	**29**	ALPHA RACING	BMW Compact	2	**2:04.229**	15	2:04.311	14	2:04.317	12	2:04.406	6	2:04.562	11
17	**8**	HLT MK3	VW Golf MK3	2	**2:04.267**	12	2:04.581	19	2:04.681	5	2:04.858	15	2:04.979	14
18	**17**	SAOCA SPORT	HONDA Civic	1	**2:04.412**	29	2:04.932	15	2:05.033	28	2:05.262	6	2:05.319	5
19	**20**	CLASICOS REDAN	BMW 325i E30	3	**2:04.521**	6	2:04.991	16	2:05.132	15	2:05.167	12	2:05.175	13
20	**6**	CHAMAQUITOS	Honda Civic EG4	1	**2:04.533**	24	2:04.537	23	2:04.791	3	2:04.988	19	2:05.027	18
21	**10**	FANSI GARAJE 49	BMW 318ti	2	**2:04.630**	3	2:04.734	2	2:05.615	5	2:05.881	4	2:06.878	11
22	**28**	EMAN EGURRE RACING TEAM	BMW E36 325i	3	**2:04.976**	10	2:04.980	19	2:05.052	12	2:05.259	18	2:05.269	11
23	**5**	DE DIEGO MOTORSPORT	Citroen Saxo	SAXO	**2:06.562**	19	2:06.604	2	2:06.706	10	2:06.809	3	2:06.906	11
24	**3**	ANGALI RACING OURENSE	BMW E36 320i	2	**2:07.408**	21	2:07.625	19	2:07.933	14	2:08.110	6	2:08.223	23
25	**7**	NATARA SPORT	Honda Civic	1	**2:07.481**	10	2:07.713	11	2:07.899	2	2:08.085	14	2:08.303	6
26	**33**	AMAZON SPORT 1	VW Golf MK3	2	**2:07.951**	14	2:08.823	10	2:08.903	15	2:08.927	11	2:09.036	22
27	**30**	PLIPETTI'S RACING TEAM	VW Golf GTI	2	**2:08.022**	6	2:08.344	11	2:08.377	15	2:08.397	2	2:08.398	21
28	**46**	UV-SAYAGO	Citroen Saxo	SAXO	**2:08.577**	10	2:09.034	12	2:09.051	11	2:09.074	4	2:09.252	13
29	**22**	ABOGADO AMIGO TEAM	Citroen Saxo	SAXO	**2:10.148**	10	2:10.587	22	2:10.794	21	2:10.814	11	2:10.928	23
30	**18**	SAAB ENDURANCE RACING SO	SAAB	2	**2:10.180**	20	2:10.921	19	2:11.763	21	2:12.152	18	2:12.627	5
31	**25**	POLESTAR TEAM	Volvo 850	3	**2:11.785**	23	2:11.903	2	2:11.999	3	2:12.412	20	2:13.123	25
32	**40**	UV-TEC	Citroen Saxo	SAXO	**2:15.415**	21	2:15.726	11	2:16.225	20	2:16.401	23	2:16.446	10

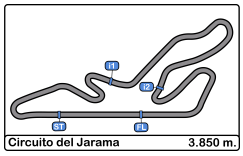

Circuito del Jarama
VI UV Endurance RACE Jarama
Carrera 8 horas resistencia
Best 5 Top Speeds 1 Hour

					Maxima 1		Maxima 2		Maxima 3		Maxima 4		Maxima 5		
Clas	**Nº**	**Equipo**	**Vehiculo**	**Cat**	**Km/h**	**Vta.**	**Km/h**	**Vta.**	**Km/h**	**Vta.**	**Km/h**	**Vta.**	**Km/h**	**Vta.**	**Media**
1	**19**	RACING TO ENJOY	BMW E36 325i	3	**203.0**	24	202.6	13	202.6	23	200.3	21	200.0	7	201.7
2	**11**	M&M RACING TEAM	BMW E30 325i	3	**201.4**	15	201.4	22	198.8	5	198.8	6	197.8	20	199.7
3	**21**	BOYACA VSR	BMW 320i E36	3	**198.8**	21	198.8	25	198.8	30	198.5	11	197.8	13	198.6
4	**24**	VSR MTORSPORT	BMW 325i E36	3	**197.8**	3	197.4	22	196.3	6	196.0	13	194.5	2	196.4
5	**16**	RRO RACING VSR	BMW 325I e36	3	**193.5**	2	191.8	29	188.8	16	186.2	19	184.6	3	189.0
6	**31**	EB RACING	BMW 325i E36	3	**193.5**	20	191.4	16	191.4	24	190.8	15	190.1	2	191.4
7	**12**	M.BOSS RACING	VW Golf MK3	2	**192.8**	19	191.4	14	191.1	12	189.8	3	189.4	27	190.9
8	**32**	PUNTAL PRODUCTIONS	BMW 325i E36	3	**192.1**	12	192.1	25	192.1	29	191.8	3	191.8	26	192.0
9	**27**	RG MOTORSPORT	VW Golf MK2	2	**191.8**	27	190.4	3	189.4	28	188.4	15	188.4	25	189.7
10	**9**	JDM MOTOR 1	BMW E30 325i	3	**191.4**	23	190.8	11	190.8	15	190.1	20	189.8	19	190.6
11	**34**	RRB COMPETICION	Renault Clio	2	**190.1**	24	188.1	15	187.5	2	187.1	23	186.8	11	187.9
12	**10**	FANSI GARAJE 49	BMW 318ti	2	**189.8**	2	188.4	3	187.5	4	184.9	5	181.5	7	186.4
13	**1**	ASAP RACING	Honda Civic EG5	1	**189.1**	15	188.1	17	188.1	18	187.8	2	187.5	7	188.1
14	**20**	CLASICOS REDAN	BMW 325i E30	3	**187.8**	7	185.8	2	185.2	3	184.3	11	183.9	12	185.4
15	**33**	AMAZON SPORT 1	VW Golf MK3	2	**186.5**	17	184.9	3	183.0	21	181.8	14	180.6	6	183.3
16	**14**	OLIMPIA RACING	VW Golf MK2	2	**186.2**	2	184.9	6	184.6	13	183.9	7	182.4	5	184.4
17	**26**	PIKANTO RACING	Seat Toledo	2	**186.2**	2	186.2	20	185.2	15	184.6	3	184.6	16	185.3
18	**17**	SAOCA SPORT	HONDA Civic	1	**183.6**	24	183.0	25	181.2	30	180.9	27	180.3	3	181.8
19	**7**	NATARA SPORT	Honda Civic	1	**183.0**	2	181.8	22	180.3	3	180.0	25	179.7	19	180.9
20	**18**	SAAB ENDURANCE RACING SO	SAAB	2	**182.1**	18	178.5	16	178.5	21	177.9	3	177.6	5	178.9
21	**6**	CHAMAQUITOS	Honda Civic EG4	1	**181.2**	6	179.4	24	179.4	26	178.2	7	177.0	11	179.0
22	**30**	PLIPETTI'S RACING TEAM	VW Golf GTI	2	**180.0**	5	179.7	7	178.5	20	178.5	24	178.2	6	178.9
23	**8**	HLT MK3	VW Golf MK3	2	**179.4**	28	178.8	30	177.9	19	177.9	20	177.9	27	178.3
24	**25**	POLESTAR TEAM	Volvo 850	3	**179.4**	22	173.3	21	171.4	20	169.0	24	168.4	23	172.3
25	**29**	ALPHA RACING	BMW Compact	2	**177.3**	5	177.3	15	177.3	24	177.0	25	176.7	2	177.1
26	**5**	DE DIEGO MOTORSPORT	Citroen Saxo	SAXO	**176.7**	10	176.4	12	173.6	2	173.3	7	173.3	15	174.7
27	**46**	UV-SAYAGO	Citroen Saxo	SAXO	**175.6**	12	174.4	6	173.9	9	172.8	5	172.5	10	173.8
28	**28**	EMAN EGURRE RACING TEAM	BMW E36 325i	3	**174.4**	24	173.6	15	170.8	28	169.2	16	168.7	19	171.4
29	**2**	BMOVIE	BMW E36 320i	2	**174.1**	4	173.9	13	173.6	3	172.2	6	171.9	11	173.1
30	**3**	ANGALI RACING OURENSE	BMW E36 320i	2	**172.5**	21	171.9	22	170.3	6	169.8	20	169.8	24	170.8
31	**40**	UV-TEC	Citroen Saxo	SAXO	**171.7**	21	171.4	26	170.8	10	167.7	22	166.4	23	169.6
32	**22**	ABOGADO AMIGO TEAM	Citroen Saxo	SAXO	**167.7**	21	166.9	3	166.9	11	166.9	22	166.9	27	167.0

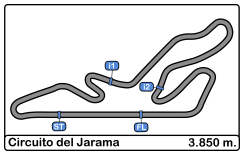

Circuito del Jarama
VI UV Endurance RACE Jarama
Carrera 8 horas resistencia
Fastest Laps Sequence 1 Hour

Vta	Hora Día	T Sesion	Nº	Equipo	Vehiculo	Cat	Time	Km/h
2	13:08:49.891	3:58.891	**19**	RACING TO ENJOY	BMW E36 325i	3	**1:55.403**	120.1
3	13:10:45.263	5:54.263	**19**	RACING TO ENJOY	BMW E36 325i	3	**1:55.372**	120.1
5	13:14:35.929	9:44.929	**19**	RACING TO ENJOY	BMW E36 325i	3	**1:55.234**	120.2
10	13:26:38.541	21:47.541	**19**	RACING TO ENJOY	BMW E36 325i	3	**1:54.495**	121.0

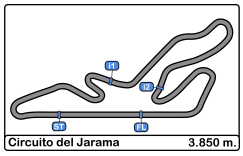

Circuito del Jarama
VI UV Endurance RACE Jarama
Carrera 8 horas resistencia
Event Best Maximum Speed 1 Hour

Nº	Equipo	Vehiculo	Cat	Clas	Km/h	Sesion
19	RACING TO ENJOY	BMW E36 325i	3	1	**204.1**	Entrenamiento No cronometrado
11	M&M RACING TEAM	BMW E30 325i	3	2	**201.4**	Carrera 8 horas resistencia
24	VSR MTORSPORT	BMW 325i E36	3	3	**200.7**	Entrenamiento cronometrado
21	BOYACA VSR	BMW 320i E36	3	4	**199.6**	Entrenamiento No cronometrado
16	RRO RACING VSR	BMW 325I e36	3	5	**197.8**	Entrenamiento No cronometrado
26	PIKANTO RACING	Seat Toledo	2	1	**196.7**	Entrenamiento cronometrado
9	JDM MOTOR 1	BMW E30 325i	3	6	**194.2**	Entrenamiento cronometrado
31	EB RACING	BMW 325i E36	3	7	**193.5**	Carrera 8 horas resistencia
12	M.BOSS RACING	VW Golf MK3	2	2	**192.8**	Carrera 8 horas resistencia
1	ASAP RACING	Honda Civic EG5	1	1	**192.5**	Entrenamiento cronometrado
32	PUNTAL PRODUCTIONS	BMW 325i E36	3	8	**192.1**	Carrera 8 horas resistencia
27	RG MOTORSPORT	VW Golf MK2	2	3	**191.8**	Carrera 8 horas resistencia
14	OLIMPIA RACING	VW Golf MK2	2	4	**191.1**	Entrenamiento No cronometrado
34	RRB COMPETICION	Renault Clio	2	5	**190.4**	Entrenamiento cronometrado
10	FANSI GARAJE 49	BMW 318ti	2	6	**189.8**	Carrera 8 horas resistencia
4	4 TEAM	BMW Compact	2	7	**188.1**	Entrenamiento No cronometrado
20	CLASICOS REDAN	BMW 325i E30	3	9	**187.8**	Carrera 8 horas resistencia
33	AMAZON SPORT 1	VW Golf MK3	2	8	**186.5**	Carrera 8 horas resistencia
17	SAOCA SPORT	HONDA Civic	1	2	**183.6**	Carrera 8 horas resistencia
7	NATARA SPORT	Honda Civic	1	3	**183.0**	Carrera 8 horas resistencia
28	EMAN EGURRE RACING TEAM	BMW E36 325i	3	10	**182.1**	Entrenamiento cronometrado
18	SAAB ENDURANCE RACING	SAAB	2	9	**182.1**	Carrera 8 horas resistencia
8	HLT MK3	VW Golf MK3	2	10	**181.8**	Entrenamiento No cronometrado
6	CHAMAQUITOS	Honda Civic EG4	1	4	**181.2**	Carrera 8 horas resistencia
30	PLIPETTI'S RACING TEAM	VW Golf GTI	2	11	**180.0**	Carrera 8 horas resistencia
25	POLESTAR TEAM	Volvo 850	3	11	**179.4**	Carrera 8 horas resistencia
29	ALPHA RACING	BMW Compact	2	12	**177.3**	Carrera 8 horas resistencia
5	DE DIEGO MOTORSPORT	Citroen Saxo	SAX	1	**176.7**	Carrera 8 horas resistencia
46	UV-SAYAGO	Citroen Saxo	SAX	2	**175.6**	Carrera 8 horas resistencia
2	BMOVIE	BMW E36 320i	2	13	**174.1**	Carrera 8 horas resistencia
3	ANGALI RACING OURENSE	BMW E36 320i	2	14	**172.5**	Carrera 8 horas resistencia
40	UV-TEC	Citroen Saxo	SAX	3	**171.7**	Carrera 8 horas resistencia
22	ABOGADO AMIGO TEAM	Citroen Saxo	SAX	4	**168.2**	Entrenamiento No cronometrado

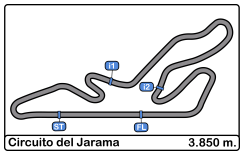

Circuito del Jarama
VI UV Endurance RACE Jarama
Carrera 8 horas resistencia
Lap Chart 1 Hour

LAP

Nr	Pos	Grid	1	2	3	4	5	6	7	8	9	10	11	12	13	14	15	16	17	18	19	20	21	22	23	24	25	26	27	28	29	30
24	**1**	24	19	19	19	19	19	19	19	19	19	19	19	19	19	19	19	19	19	19	19	19	19	19	19	19	19	19	19	19	19	19
19	**2**	19	24	24	24	24	24	24	24	24	24	24	24	24	24	24	24	24	24	24	24	24	24	24	21	21	21	21	21	21	21	21
21	**3**	21	21	21	21	21	21	21	21	21	21	11	21	21	21	21	21	21	21	21	21	21	21	21	24	16	16	16	16	16	16	16
26	**4**	26	11	11	11	11	11	11	11	11	11	21	11	11	11	11	11	11	11	11	11	11	11	11	16	11	11	11	11	11	11	11
16	**5**	16	16	16	16	16	16	16	16	16	16	16	16	16	16	16	16	16	16	16	16	16	16	16	11	1	1	1	1	1	1	
11	**6**	11	26	26	26	26	34	34	34	34	34	34	34	34	34	34	34	34	34	34	34	1	1	1	1	14	14	14	14	14	14	
14	**7**	14	14	14	14	34	14	14	14	14	14	1	1	1	1	1	1	1	1	1	1	14	14	14	14	26	26	26	2	2	2	
9	**8**	9	9	34	34	14	26	1	1	1	1	14	14	14	14	14	14	14	14	14	14	26	26	26	26	2	2	2	26	12	12	
34	**9**	34	34	1	1	1	1	26	26	26	26	26	26	26	26	26	26	26	26	26	26	2	2	2	2	27	27	12	12	27	32	
1	**10**	1	1	9	27	27	2	2	2	2	2	2	2	2	2	2	2	2	2	2	2	27	27	27	27	12	12	27	27	32	27	
27	**11**	27	27	27	2	2	27	27	27	27	27	27	27	27	27	12	12	12	27	27	27	31	12	12	12	32	32	32	32	26	26	
12	**12**	12	2	12	12	12	12	12	12	12	12	12	12	12	12	27	27	27	31	31	31	12	31	32	32	31	31	31	31	31	31	
2	**13**	2	12	2	31	31	31	31	31	31	31	31	31	31	31	31	31	31	32	32	12	32	32	31	31	9	9	9	9	9	9	
31	**14**	31	31	31	9	9	9	9	9	9	9	32	32	32	32	32	32	32	12	12	32	9	9	9	9	29	29	29	29	29	29	
8	**15**	8	29	29	29	29	29	29	32	32	32	9	9	9	9	9	9	9	9	9	9	29	29	29	29	8	8	8	8	8	8	
29	**16**	29	8	8	8	8	8	8	29	29	29	29	29	29	29	29	29	29	29	29	29	8	8	8	8	17	17	17	17	17	17	
17	**17**	17	5	5	10	10	10	32	8	8	8	8	8	8	8	8	8	8	8	8	8	20	17	17	17	5	5	5	5	5	5	
20	**18**	20	20	10	5	5	32	10	20	20	20	20	20	20	20	20	20	20	20	20	20	17	20	5	5	10	10	10	10	10		
5	**19**	5	10	20	20	32	5	20	10	10	10	5	5	5	5	17	17	17	17	17	17	5	5	10	10	6	6	6	6	6		
7	**20**	7	7	7	32	20	20	5	5	5	5	10	10	10	17	5	5	5	5	5	5	10	10	28	6	28	28	28	28	28		
10	**21**	10	17	30	7	17	17	17	17	17	17	17	17	17	10	10	10	10	10	10	10	28	28	6	28	7	7	7	7	7		
33	**22**	33	30	17	17	7	6	6	6	6	6	6	6	6	6	6	28	28	28	28	28	6	6	7	7	30	30	30	30	30		
3	**23**	3	3	3	30	30	7	7	30	30	30	28	28	28	28	28	6	6	6	6	6	7	7	30	30	3	3	3	3	3		
30	**24**	30	28	32	3	3	30	30	7	7	28	30	30	30	7	7	7	7	7	7	7	30	30	33	33	33	20	20	20			
46	**25**	46	33	28	28	6	3	3	3	3	7	7	7	7	30	30	30	30	30	30	30	33	3	3	3	20	22	22	22			
28	**26**	28	25	33	6	28	28	28	28	28	33	33	33	33	33	33	33	33	33	33	33	3	33	20	20	22	25	25	25			
22	**27**	22	22	6	33	33	33	33	33	33	3	3	3	3	3	3	3	3	3	3	3	22	22	22	22	25	33	33				
25	**28**	25	32	25	25	22	22	22	22	22	22	22	22	22	22	22	22	22	22	22	22	34	25	25	25	40	34	34				
40	**29**	40	6	22	22	25	25	25	25	25	25	25	25	46	46	46	46	46	25	25	25	25	40	40	40	34	40					
6	**30**	6	18	18	18	18	18	40	40	40	46	46	46	25	25	25	25	25	40	40	40	40	34	34	34							
18	**31**	18	40	40	40	40	40	46	46	46	40	40	40	40	40	40	40	40	46	18	18	18	18	18								
32	**32**	32	46	46	46	46	46	18	18	18	18	18	18	18	18	18	18	18	18													

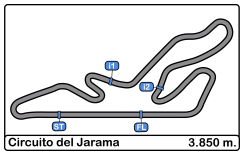

Circuito del Jarama

VI UV Endurance RACE Jarama

Carrera 8 horas resistencia

Graphic Lap Chart 1 Hour

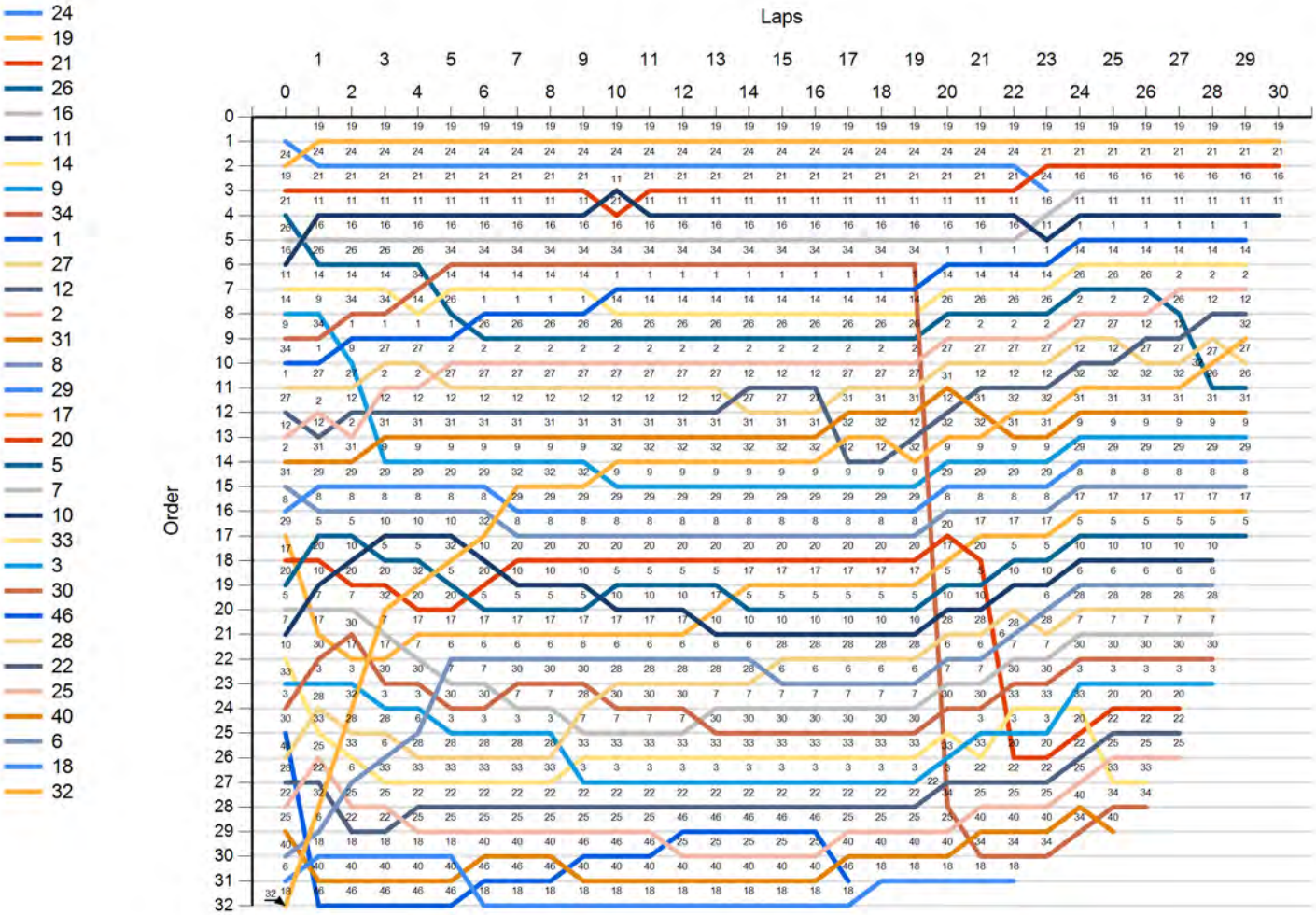

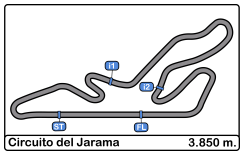

Circuito del Jarama
VI UV Endurance RACE Jarama
Carrera 8 horas resistencia
Pit Stop Analysis 1 Hour

Nº	Tiempo Día	Equipo	Vehiculo	Cat	Tiempo Entrada	Nº Parada	Tiempo Pit	Handicap
22	13:43:58.724	ABOGADO AMIGO TEAM	Citroen Saxo	SAXO	39:07.524	1	30.868	7:00
34	13:47:20.079	RRB COMPETICION	Renault Clio	2	42:28.879	1	6:50.474	7:00
20	13:50:21.908	CLASICOS REDAN	BMW 325i E30	3	45:30.708	1	2:41.891	7:00
33	13:58:39.776	AMAZON SPORT 1	VW Golf MK3	2	53:48.576	1	2:37.453	7:00

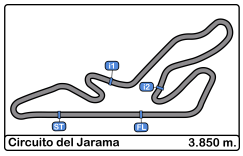

Circuito del Jarama
VI UV Endurance RACE Jarama
Carrera 8 horas resistencia
Provisional Results 2 Hours

Cla	Nº	Equipo	Vehiculo	Cat	Cla	TMA	EBC	N.V.	Tiempo	Dif 1º	Dif Ant.	Km/h	V.R.	Tiempo	Km/h
1	**1**	ASAP RACING	Honda Civic EG5	1	1			58	**2:00:29.397**			111.1	15	2:00.846	114.6
2	**2**	BMOVIE	BMW E36 320i	2	1			58	**2:00:35.417**	6.020	6.020	111.1	35	2:01.946	113.6
3	**19**	RACING TO ENJOY	BMW E36 325i	3	1			58	**2:00:51.448**	22.051	16.031	110.8	10	1:54.495	121.0
4	**16**	RRO RACING VSR	BMW 325I e36	3	2			58	**2:01:45.829**	1:16.432	54.381	110.0	17	1:58.293	117.1
5	**29**	ALPHA RACING	BMW Compact	2	2			57	**2:00:38.594**	1 Vta	1 Vta	109.1	44	2:03.514	112.2
6	**21**	BOYACA VSR	BMW 320i E36	3	3			57	**2:01:21.627**	1 Vta	43.033	108.4	28	1:56.761	118.7
7	**14**	OLIMPIA RACING	VW Golf MK2	2	3			56	**1:56:37.129**	2 Vtas	1 Vta	110.9	2	2:02.002	113.6
8	**11**	M&M RACING TEAM	BMW E30 325i	3	4			56	**2:01:32.332**	2 Vtas	4:55.203	106.4	3	1:57.689	117.7
9	**30**	PLIPETTI'S RACING TEAM	VW Golf GTI	2	4			55	**2:00:54.580**	3 Vtas	1 Vta	105.0	36	2:07.765	108.4
10	**5**	DE DIEGO	Citroen Saxo	SA	1			54	**1:56:02.122**	4 Vtas	1 Vta	107.5	19	2:06.562	109.5
11	**10**	FANSI GARAJE 49	BMW 318ti	2	5			54	**1:56:59.752**	4 Vtas	57.630	106.6	3	2:04.630	111.2
12	**31**	EB RACING	BMW 325i E36	3	5			54	**2:00:46.716**	4 Vtas	3:46.964	103.2	24	2:02.546	113.1
13	**32**	PUNTAL	BMW 325i E36	3	6			54	**2:01:13.317**	4 Vtas	26.601	102.9	25	2:01.652	113.9
14	**22**	ABOGADO AMIGO	Citroen Saxo	SA	2			54	**2:01:39.829**	4 Vtas	26.512	102.5	51	2:09.925	106.6
15	**27**	RG MOTORSPORT	VW Golf MK2	2	6			54	**2:02:16.161**	4 Vtas	36.332	102.0	27	2:02.201	113.4
16	**12**	M.BOSS RACING	VW Golf MK3	2	7			53	**2:01:08.639**	5 Vtas	1 Vta	101.0	24	2:01.593	113.9
17	**8**	HLT MK3	VW Golf MK3	2	8			53	**2:01:33.503**	5 Vtas	24.864	100.7	12	2:04.267	111.5
18	**9**	JDM MOTOR 1	BMW E30 325i	3	7			53	**2:02:18.414**	5 Vtas	44.911	100.1	44	2:01.229	114.3
19	**20**	CLASICOS REDAN	BMW 325i E30	3	8			53	**2:02:24.378**	5 Vtas	5.964	100.0	6	2:04.521	111.3
20	**6**	CHAMAQUITOS	Honda Civic EG4	1	2			52	**2:01:11.556**	6 Vtas	1 Vta	99.1	32	2:04.253	111.5
21	**3**	ANGALI RACING OURENSE	BMW E36 320i	2	9			52	**2:01:40.268**	6 Vtas	28.712	98.7	50	2:06.147	109.8
22	**7**	NATARA SPORT	Honda Civic	1	3			52	**2:01:54.443**	6 Vtas	14.175	98.5	10	2:07.481	108.7
23	**17**	SAOCA SPORT	HONDA Civic	1	4			52	**2:02:06.607**	6 Vtas	12.164	98.3	29	2:04.412	111.4
24	**33**	AMAZON SPORT 1	VW Golf MK3	2	10			51	**1:59:53.263**	7 Vtas	1 Vta	98.2	36	2:07.781	108.4
25	**28**	EMAN EGURRE RACING TEAM	BMW E36 325i	3	9			50	**2:01:03.627**	8 Vtas	1 Vta	95.4	31	2:04.501	111.3
26	**34**	RRB COMPETICION	Renault Clio	2	11			49	**1:54:40.526**	9 Vtas	1 Vta	98.7	22	1:59.776	115.7
27	**40**	UV-TEC	Citroen Saxo	SA	3			49	**2:01:23.219**	9 Vtas	6:42.693	93.2	39	2:14.045	103.3
28	**25**	POLESTAR TEAM	Volvo 850	3	10			46	**2:00:44.786**	12 Vtas	3 Vtas	88.0	34	2:11.640	105.2
	No clasificados: (Requerimiento: 75% del numero de vueltas del lider = 44 Vueltas)														
	26	PIKANTO RACING	Seat Toledo	2	12			41	**1:29:08.123**	17 Vtas	5 Vtas	106.2	10	2:01.981	113.6
	18	SAAB ENDURANCE RACING SOCIETY	SAAB	2	13			38	**1:46:05.062**	20 Vtas	3 Vtas	82.7	20	2:10.180	106.4
	24	VSR MTORSPORT	BMW 325i E36	3	11			25	**1:47:56.103**	33 Vtas	13 Vtas	53.5	10	1:55.667	119.8
	46	UV-SAYAGO	Citroen Saxo	SA	4			18	**2:01:46.387**	40 Vtas	7 Vtas	34.1	10	2:08.577	107.7

Vta. rápida de RACING TO ENJOY en 1:54.495 a 121.1 Km/h en la vuelta 10

Publicada a las :.....

Comisarios Deportivos:	**Director de Carrera:**	**Cronometrador:**

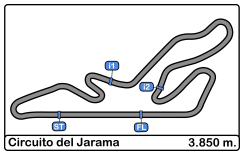

Circuito del Jarama
VI UV Endurance RACE Jarama
Carrera 8 horas resistencia
Provisional Results by Class 2 Hours

Cla	Nº	Equipo	Vehiculo	Cat	Cla	TMA	EBC	N.V.	Tiempo	Dif 1º	Dif Ant.	Km/h	V.R.	Tiempo	Km/h
		1													
1	**1**	ASAP RACING	Honda Civic EG5	1	1			58	**2:00:29.397**			111.1	15	2:00.846	114.6
2	**6**	CHAMAQUITOS	Honda Civic EG4	1	2			52	**2:01:11.556**	6 Laps	6 Laps	99.1	32	2:04.253	111.5
3	**7**	NATARA SPORT	Honda Civic	1	3			52	**2:01:54.443**	6 Laps	42.887	98.5	10	2:07.481	108.7
4	**17**	SAOCA SPORT	HONDA Civic	1	4			52	**2:02:06.607**	6 Laps	12.164	98.3	29	2:04.412	111.4
Vta. rápida de RACING TO ENJOY en 1:54.495 a 121.1 Km/h en la vuelta 10															
		2													
1	**2**	BMOVIE	BMW E36 320i	2	1			58	**2:00:35.417**			111.1	35	2:01.946	113.6
2	**29**	ALPHA RACING	BMW Compact	2	2			57	**2:00:38.594**	1 Lap	1 Lap	109.1	44	2:03.514	112.2
3	**14**	OLIMPIA RACING	VW Golf MK2	2	3			56	**1:56:37.129**	2 Laps	1 Lap	110.9	2	2:02.002	113.6
4	**30**	PLIPETTI'S RACING TEAM	VW Golf GTI	2	4			55	**2:00:54.580**	3 Laps	1 Lap	105.0	36	2:07.765	108.4
5	**10**	FANSI GARAJE 49	BMW 318ti	2	5			54	**1:56:59.752**	4 Laps	1 Lap	106.6	3	2:04.630	111.2
6	**27**	RG MOTORSPORT	VW Golf MK2	2	6			54	**2:02:16.161**	4 Laps	5:16.409	102.0	27	2:02.201	113.4
7	**12**	M.BOSS RACING	VW Golf MK3	2	7			53	**2:01:08.639**	5 Laps	1 Lap	101.0	24	2:01.593	113.9
8	**8**	HLT MK3	VW Golf MK3	2	8			53	**2:01:33.503**	5 Laps	24.864	100.7	12	2:04.267	111.5
9	**3**	ANGALI RACING OURENSE	BMW E36 320i	2	9			52	**2:01:40.268**	6 Laps	1 Lap	98.7	50	2:06.147	109.8
10	**33**	AMAZON SPORT 1	VW Golf MK3	2	10			51	**1:59:53.263**	7 Laps	1 Lap	98.2	36	2:07.781	108.4
11	**34**	RRB COMPETICION	Renault Clio	2	11			49	**1:54:40.526**	9 Laps	2 Laps	98.7	22	1:59.776	115.7
	No clasificados: (Requerimiento: 75% del numero de vueltas del lider = 44 Vueltas)														
	26	PIKANTO RACING	Seat Toledo	2	12			41	**1:29:08.123**	17 Laps	8 Laps	106.2	10	2:01.981	113.6
	18	SAAB ENDURANCE RACING SOCIETY	SAAB	2	13			38	**1:46:05.062**	20 Laps	3 Laps	82.7	20	2:10.180	106.4
Vta. rápida de RACING TO ENJOY en 1:54.495 a 121.1 Km/h en la vuelta 10															
		3													
1	**19**	RACING TO ENJOY	BMW E36 325i	3	1			58	**2:00:51.448**			110.8	10	1:54.495	121.0
2	**16**	RRO RACING VSR	BMW 325I e36	3	2			58	**2:01:45.829**	1:16.432	54.381	110.0	17	1:58.293	117.1
3	**21**	BOYACA VSR	BMW 320i E36	3	3			57	**2:01:21.627**	1 Lap	1 Lap	108.4	28	1:56.761	118.7
4	**11**	M&M RACING TEAM	BMW E30 325i	3	4			56	**2:01:32.332**	2 Laps	1 Lap	106.4	3	1:57.689	117.7
5	**31**	EB RACING	BMW 325i E36	3	5			54	**2:00:46.716**	4 Laps	2 Laps	103.2	24	2:02.546	113.1
6	**32**	PUNTAL	BMW 325i E36	3	6			54	**2:01:13.317**	4 Laps	26.601	102.9	25	2:01.652	113.9
7	**9**	JDM MOTOR 1	BMW E30 325i	3	7			53	**2:02:18.414**	5 Laps	1 Lap	100.1	44	2:01.229	114.3
8	**20**	CLASICOS REDAN	BMW 325i E30	3	8			53	**2:02:24.378**	5 Laps	5.964	100.0	6	2:04.521	111.3
9	**28**	EMAN EGURRE RACING TEAM	BMW E36 325i	3	9			50	**2:01:03.627**	8 Laps	3 Laps	95.4	31	2:04.501	111.3
10	**25**	POLESTAR TEAM	Volvo 850	3	10			46	**2:00:44.786**	12 Laps	4 Laps	88.0	34	2:11.640	105.2
	No clasificados: (Requerimiento: 75% del numero de vueltas del lider = 44 Vueltas)														
	24	VSR MTORSPORT	BMW 325i E36	3	11			25	**1:47:56.103**	33 Laps	21 Laps	53.5	10	1:55.667	119.8
Vta. rápida de RACING TO ENJOY en 1:54.495 a 121.1 Km/h en la vuelta 10															
		SAXO													
1	**5**	DE DIEGO	Citroen Saxo	SA	1			54	**1:56:02.122**			107.5	19	2:06.562	109.5
2	**22**	ABOGADO AMIGO	Citroen Saxo	SA	2			54	**2:01:39.829**	4 Laps	5:37.707	102.5	51	2:09.925	106.6
3	**40**	UV-TEC	Citroen Saxo	SA	3			49	**2:01:23.219**	9 Laps	5 Laps	93.2	39	2:14.045	103.3
	No clasificados: (Requerimiento: 75% del numero de vueltas del lider = 44 Vueltas)														
	46	UV-SAYAGO	Citroen Saxo	SA	4			18	**2:01:46.387**	40 Laps	31 Laps	34.1	10	2:08.577	107.7
Vta. rápida de RACING TO ENJOY en 1:54.495 a 121.1 Km/h en la vuelta 10															

Publicada a las :.....

Comisarios Deportivos:	**Director de Carrera:**	**Cronometrador:**

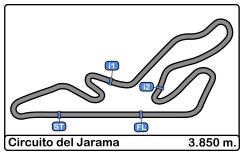

Circuito del Jarama
VI UV Endurance RACE Jarama
Carrera 8 horas resistencia
Provisional Classification by Driver Fastest Lap 2 Hours

Clas	Nº	Equipo	Vehiculo	Cat	Clas	N.V.	V.R.	Tiempo	Dif 1º	Dif Ant.	Km/h
1	**19**	RACING TO ENJOY	BMW E36 325i	3	1	29	**7**	**1:56.355**			119.1
2	**21**	BOYACA VSR	BMW 320i E36	3	2	28	**2**	**1:57.003**	0.648	0.648	118.4
3	**16**	RRO RACING VSR	BMW 325I e36	3	3	29	**14**	**1:59.005**	2.650	2.002	116.4
4	**11**	M&M RACING TEAM	BMW E30 325i	3	4	27	**9**	**1:59.172**	2.817	0.167	116.3
5	**9**	JDM MOTOR 1	BMW E30 325i	3	5	25	**16**	**2:01.229**	4.874	2.057	114.3
6	**34**	RRB COMPETICION	Renault Clio	2	1	24	**15**	**2:01.306**	4.951	0.077	114.2
7	**12**	M.BOSS RACING	VW Golf MK3	2	2	25	**6**	**2:01.720**	5.365	0.414	113.8
8	**1**	ASAP RACING	Honda Civic EG5	1	1	30	**7**	**2:01.772**	5.417	0.052	113.8
9	**2**	BMOVIE	BMW E36 320i	2	3	30	**7**	**2:01.946**	5.591	0.174	113.6
10	**14**	OLIMPIA RACING	VW Golf MK2	2	4	28	**10**	**2:02.156**	5.801	0.210	113.4
11	**32**	PUNTAL PRODUCTIONS	BMW 325i E36	3	6	26	**2**	**2:02.234**	5.879	0.078	113.3
12	**27**	RG MOTORSPORT	VW Golf MK2	2	5	26	**14**	**2:02.584**	6.229	0.350	113.0
13	**31**	EB RACING	BMW 325i E36	3	7	26	**4**	**2:02.882**	6.527	0.298	112.7
14	**29**	ALPHA RACING	BMW Compact	2	6	29	**16**	**2:03.514**	7.159	0.632	112.2
15	**6**	CHAMAQUITOS	Honda Civic EG4	1	2	25	**5**	**2:04.253**	7.898	0.739	111.5
16	**28**	EMAN EGURRE RACING TEAM	BMW E36 325i	3	8	23	**4**	**2:04.501**	8.146	0.248	111.3
17	**8**	HLT MK3	VW Golf MK3	2	7	25	**10**	**2:04.504**	8.149	0.003	111.3
18	**20**	CLASICOS REDAN	BMW 325i E30	3	9	27	**8**	**2:04.779**	8.424	0.275	111.0
19	**17**	SAOCA SPORT	HONDA Civic	1	3	24	**13**	**2:04.881**	8.526	0.102	110.9
20	**3**	ANGALI RACING OURENSE	BMW E36 320i	2	8	25	**23**	**2:06.147**	9.792	1.266	109.8
21	**26**	PIKANTO RACING	Seat Toledo	2	9	13	**10**	**2:06.460**	10.105	0.313	109.5
22	**5**	DE DIEGO MOTORSPORT	Citroen Saxo	SAXO	1	26	**12**	**2:06.810**	10.455	0.350	109.2
23	**10**	FANSI GARAJE 49	BMW 318ti	2	10	27	**27**	**2:07.579**	11.224	0.769	108.6
24	**30**	PLIPETTI'S RACING TEAM	VW Golf GTI	2	11	28	**9**	**2:07.765**	11.410	0.186	108.4
25	**33**	AMAZON SPORT 1	VW Golf MK3	2	12	26	**11**	**2:07.781**	11.426	0.016	108.4
26	**7**	NATARA SPORT	Honda Civic	1	4	25	**7**	**2:08.081**	11.726	0.300	108.2
27	**22**	ABOGADO AMIGO TEAM	Citroen Saxo	SAXO	2	28	**25**	**2:09.925**	13.570	1.844	106.6
28	**18**	SAAB ENDURANCE RACING	SAAB	2	13	16	**11**	**2:10.796**	14.441	0.871	105.9
29	**25**	POLESTAR TEAM	Volvo 850	3	10	20	**8**	**2:11.640**	15.285	0.844	105.2
30	**40**	UV-TEC	Citroen Saxo	SAXO	3	24	**14**	**2:14.045**	17.690	2.405	103.3
31	**24**	VSR MTORSPORT	BMW 325i E36	3	11	2	**2**	**25:48.161**	23:51.806	23:34.116	08.9
32	**46**	UV-SAYAGO	Citroen Saxo	SAXO	4	1	**1**	**2:01:46.387**	1:59:50.03	1:35:58.22	01.8

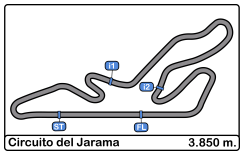

Circuito del Jarama
VI UV Endurance RACE Jarama
Carrera 8 horas resistencia
Distance and Speed Average 2 Hours

Clas	Nº	Equipo	Vehiculo	Cat	Clas	N.V.	Distancia	Tiempo Total	Km/h
1	**1**	ASAP RACING	Honda Civic EG5	1	1	58	**223.30**	**2:00:29.397**	111.1
2	**2**	BMOVIE	BMW E36 320i	2	1	58	**223.30**	**2:00:35.417**	111.1
3	**19**	RACING TO ENJOY	BMW E36 325i	3	1	58	**223.30**	**2:00:51.448**	110.8
4	**16**	RRO RACING VSR	BMW 325I e36	3	2	58	**223.30**	**2:01:45.829**	110.0
5	**29**	ALPHA RACING	BMW Compact	2	2	57	**219.45**	**2:00:38.594**	109.1
6	**21**	BOYACA VSR	BMW 320i E36	3	3	57	**219.45**	**2:01:21.627**	108.4
7	**14**	OLIMPIA RACING	VW Golf MK2	2	3	56	**215.60**	**1:56:37.129**	110.9
8	**11**	M&M RACING TEAM	BMW E30 325i	3	4	56	**215.60**	**2:01:32.332**	106.4
9	**30**	PLIPETTI'S RACING TEAM	VW Golf GTI	2	4	55	**211.75**	**2:00:54.580**	105.0
10	**5**	DE DIEGO MOTORSPORT	Citroen Saxo	SAX	1	54	**207.90**	**1:56:02.122**	107.5
11	**10**	FANSI GARAJE 49	BMW 318ti	2	5	54	**207.90**	**1:56:59.752**	106.6
12	**31**	EB RACING	BMW 325i E36	3	5	54	**207.90**	**2:00:46.716**	103.2
13	**32**	PUNTAL PRODUCTIONS	BMW 325i E36	3	6	54	**207.90**	**2:01:13.317**	102.9
14	**22**	ABOGADO AMIGO TEAM	Citroen Saxo	SAX	2	54	**207.90**	**2:01:39.829**	102.5
15	**27**	RG MOTORSPORT	VW Golf MK2	2	6	54	**207.90**	**2:02:16.161**	102.0
16	**12**	M.BOSS RACING	VW Golf MK3	2	7	53	**204.05**	**2:01:08.639**	101.0
17	**8**	HLT MK3	VW Golf MK3	2	8	53	**204.05**	**2:01:33.503**	100.7
18	**9**	JDM MOTOR 1	BMW E30 325i	3	7	53	**204.05**	**2:02:18.414**	100.1
19	**20**	CLASICOS REDAN	BMW 325i E30	3	8	53	**204.05**	**2:02:24.378**	100.0
20	**6**	CHAMAQUITOS	Honda Civic EG4	1	2	52	**200.20**	**2:01:11.556**	99.1
21	**3**	ANGALI RACING OURENSE	BMW E36 320i	2	9	52	**200.20**	**2:01:40.268**	98.7
22	**7**	NATARA SPORT	Honda Civic	1	3	52	**200.20**	**2:01:54.443**	98.5
23	**17**	SAOCA SPORT	HONDA Civic	1	4	52	**200.20**	**2:02:06.607**	98.3
24	**33**	AMAZON SPORT 1	VW Golf MK3	2	10	51	**196.35**	**1:59:53.263**	98.2
25	**28**	EMAN EGURRE RACING	BMW E36 325i	3	9	50	**192.50**	**2:01:03.627**	95.4
26	**34**	RRB COMPETICION	Renault Clio	2	11	49	**188.65**	**1:54:40.526**	98.7
27	**40**	UV-TEC	Citroen Saxo	SAX	3	49	**188.65**	**2:01:23.219**	93.2
28	**25**	POLESTAR TEAM	Volvo 850	3	10	46	**177.10**	**2:00:44.786**	88.0
	No clasificados: (Requerimiento: 75% del numero de vueltas del lider = 44 Vueltas)								
	26	PIKANTO RACING	Seat Toledo	2	12	41	**157.85**	**1:29:08.123**	106.2
	18	SAAB ENDURANCE RACING	SAAB	2	13	38	**146.30**	**1:46:05.062**	82.7
	24	VSR MTORSPORT	BMW 325i E36	3	11	25	**96.25**	**1:47:56.103**	53.5
	46	UV-SAYAGO	Citroen Saxo	SAX	4	18	**69.30**	**2:01:46.387**	34.1

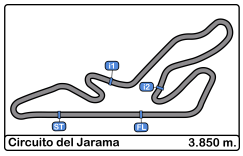

Circuito del Jarama
VI UV Endurance RACE Jarama
Carrera 8 horas resistencia
Lap Analysis 2 Hours

1 ASAP RACING — Honda Civic EG5

1 — ASAP RACING

Vta.	D	Tiempo	Sector 1	Sector 2	Sector 3	V. Max.	Elapsed
1		1:00:52.490			1:00:52.490		1:00:52.490
2		2:04.667	48.408	41.851	34.408	181.5	1:02:57.157
3		2:03.060	47.408	41.467	34.185	176.1	1:05:00.217
4		2:03.169	46.816	41.657	34.696	183.9	1:07:03.386
5		2:03.046	48.066	40.958	34.022	181.5	1:09:06.432
6		2:02.291	46.840	40.952	34.499	186.5	1:11:08.723
7		2:01.772	46.792	40.900	34.080	178.8	1:13:10.495
8		2:02.248	46.945	41.203	34.100	181.5	1:15:12.743
9		2:04.254	47.975	41.358	34.921	179.1	1:17:16.997
10		2:03.072	47.455	41.374	34.243	179.7	1:19:20.069
11		2:03.692	47.363	41.352	34.977	168.4	1:21:23.761
12		2:02.534	47.477	40.981	34.076	175.8	1:23:26.295
13		2:03.673	47.179	41.108	35.386	189.8	1:25:29.968
14		2:01.908	46.981	40.816	34.111	184.3	1:27:31.876
15		2:02.593	46.984	41.371	34.238	185.5	1:29:34.469
16		2:03.453	47.101	41.699	34.653	184.9	1:31:37.922
17		2:03.661	47.992	41.445	34.224	172.8	1:33:41.583
18		2:02.534	47.000	41.117	34.417	180.9	1:35:44.117
19		2:02.532	47.018	41.261	34.253	182.1	1:37:46.649
20		2:04.498	47.034	43.342	34.122	182.1	1:39:51.147
21		2:03.264	47.233	41.268	34.763	187.1	1:41:54.411
22		2:03.640	47.319	42.217	34.104	179.1	1:43:58.051
23		2:01.792	46.966	40.608	34.218	187.5	1:45:59.843
24		2:02.486	46.906	41.652	33.928	187.5	1:48:02.329
25		2:02.294	47.320	40.741	34.233	175.0	1:50:04.623
26		2:03.590	47.542	41.516	34.532	183.6	1:52:08.213
27		2:03.459	47.391	41.557	34.511	181.8	1:54:11.672
28		2:04.949	48.476	42.294	34.179	174.1	1:56:16.621
29		2:06.530	47.890	43.146	35.494	168.2	1:58:23.151
30		2:06.246	48.105	42.945	35.196	174.7	2:00:29.397
31			47.881	43.119		171.7	

2 BMOVIE — BMW E36 320i

2 — BMOVIE

Vta.	D	Tiempo	Sector 1	Sector 2	Sector 3	V. Max.	Elapsed
1		1:01:07.251			1:01:07.251		1:01:07.251
2		2:03.016	47.263	41.386	34.367	166.4	1:03:10.267
3		2:02.742	47.113	41.210	34.419	171.1	1:05:13.009
4		2:03.192	47.032	41.849	34.311	174.1	1:07:16.201
5		2:03.277	47.024	41.670	34.583	172.8	1:09:19.478
6		2:03.157	47.243	41.487	34.427	167.1	1:11:22.635
7		2:01.946	46.679	41.046	34.221	174.7	1:13:24.581
8		2:02.250	46.642	41.273	34.335	173.0	1:15:26.831
9		2:02.212	46.911	41.033	34.268	176.1	1:17:29.043
10		2:02.097	46.797	40.970	34.330	172.5	1:19:31.140
11		2:05.206	47.175	43.270	34.761	171.7	1:21:36.346
12		2:02.574	47.119	41.187	34.268	169.8	1:23:38.920
13		2:02.564	46.965	41.213	34.386	170.8	1:25:41.484
14		2:02.945	47.355	41.218	34.372	171.1	1:27:44.429
15		2:03.143	47.248	41.294	34.601	170.6	1:29:47.572
16		2:02.784	47.228	41.181	34.375	172.8	1:31:50.356
17		2:02.840	47.096	41.192	34.552	171.9	1:33:53.196
18		2:02.967	47.084	41.530	34.353	175.6	1:35:56.163
19		2:02.367	46.906	41.131	34.330	173.3	1:37:58.530
20		2:03.195	47.104	41.403	34.688	171.9	1:40:01.725
21		2:04.186	48.193	41.430	34.563	162.8	1:42:05.911
22		2:02.659	47.178	40.977	34.504	170.8	1:44:08.570
23		2:03.058	47.156	41.381	34.521	174.4	1:46:11.628
24		2:02.421	46.938	41.121	34.362	172.2	1:48:14.049
25		2:02.901	46.946	41.658	34.297	173.6	1:50:16.950
26		2:03.074	47.215	41.421	34.438	169.8	1:52:20.024
27		2:02.938	47.030	41.347	34.561	171.9	1:54:22.962
28		2:03.990	47.477	41.363	35.150	170.6	1:56:26.952
29		2:05.159	47.528	41.946	35.685	167.1	1:58:32.111
30		2:03.306	47.189	41.313	34.804	167.1	2:00:35.417
31			47.943	42.071		158.8	

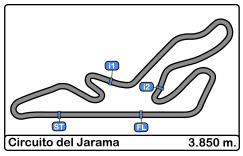

Circuito del Jarama
VI UV Endurance RACE Jarama
Carrera 8 horas resistencia
Lap Analysis 2 Hours

3 ANGALI RACING OURENSE — BMW E36 320i

2 — ANGALI RACING OURENSE

Vta.	D	Tiempo	Sector 1	Sector 2	Sector 3	V. Max.	Elapsed
1		1:02:19.412	1:00:59.565	43.496	36.351		1:02:19.412
2		2:08.117	49.092	43.454	35.571	165.8	1:04:27.529
3		2:08.217	49.676	43.073	35.468	163.8	1:06:35.746
4		2:08.309	49.076	43.417	35.816	165.8	1:08:44.055
5		2:07.819	48.814	43.482	35.523	167.1	1:10:51.874
6		2:07.925	48.850	43.495	35.580	166.6	1:12:59.799
7		2:08.127	48.707	43.673	35.747	168.2	1:15:07.926
8		2:09.615	48.880	44.071	36.664	165.8	1:17:17.541
9		2:07.861	48.694	43.397	35.770	167.4	1:19:25.402
10		2:09.627	49.936	43.498	36.193	163.8	1:21:35.029
11		2:09.062	49.680	43.714	35.668	164.8	1:23:44.091
12		2:08.846	49.183	44.146	35.517	166.9	1:25:52.937
13		2:07.800	48.502	43.743	35.555	163.6	1:28:00.737
14		2:07.598	48.891	43.293	35.414	164.6	1:30:08.335
15		2:07.881	48.751	43.555	35.575	166.9	1:32:16.216
16		6:13.788	50.196	44.209	4:39.383	166.4	1:38:30.004
17		6:09.828	4:49.853	43.906	36.069	81.8	1:44:39.832
18		2:07.411	48.896	43.033	35.482	177.3	1:46:47.243
19		2:06.537	48.265	42.894	35.378	177.0	1:48:53.780
20		2:09.842	50.683	43.402	35.757	168.2	1:51:03.622
21		2:07.606	48.205	43.827	35.574	179.7	1:53:11.228
22		2:07.152	49.245	42.664	35.243	163.3	1:55:18.380
23		2:06.147	48.359	42.311	35.477	160.9	1:57:24.527
24		2:07.797	48.611	43.283	35.903	171.1	1:59:32.324
25		2:07.944	49.392	43.067	35.485	162.8	2:01:40.268
26			47.906			180.6	

5 DE DIEGO MOTORSPORT — Citroen Saxo

SAXO — DE DIEGO MOTORSPORT

Vta.	D	Tiempo	Sector 1	Sector 2	Sector 3	V. Max.	Elapsed
1		1:02:41.697	1:01:22.980	43.133	35.584		1:02:41.697
2		2:07.372	48.456	43.226	35.690	170.0	1:04:49.069
3		2:07.538	48.775	43.202	35.561	169.0	1:06:56.607
4		2:07.374	48.527	43.139	35.708	169.0	1:09:03.981
5		2:07.408	48.535	43.282	35.591	170.8	1:11:11.389
6		2:07.242	48.385	43.290	35.567	171.7	1:13:18.631
7		2:07.986	48.592	43.404	35.990	171.7	1:15:26.617
8		2:07.454	48.500	43.366	35.588	173.6	1:17:34.071
9		2:08.042	49.282	43.150	35.610	171.7	1:19:42.113
10		2:07.639	48.438	43.171	36.030	171.7	1:21:49.752
11		2:07.408	48.332	43.547	35.529	174.4	1:23:57.160
12		2:06.810	48.247	42.923	35.640	174.4	1:26:03.970
13		2:08.352	48.406	43.852	36.094	171.7	1:28:12.322
14		2:07.662	48.329	43.695	35.638	171.7	1:30:19.984
15		2:07.670	48.590	43.482	35.598	171.9	1:32:27.654
16		2:07.245	48.291	43.240	35.714	174.1	1:34:34.899
17		2:07.749	48.618	43.257	35.874	171.4	1:36:42.648
18		2:07.332	48.482	43.237	35.613	171.4	1:38:49.980
19		2:07.176	48.385	43.147	35.644	171.7	1:40:57.156
20		2:07.187	48.430	43.109	35.648	170.3	1:43:04.343
21		2:07.867	48.548	43.485	35.834	168.4	1:45:12.210
22		2:08.579	48.996	43.740	35.843	169.8	1:47:20.789
23		2:08.962	49.278	43.679	36.005	168.4	1:49:29.751
24		2:10.252	49.422	44.467	36.363	167.9	1:51:40.003
25		2:10.477	49.463	44.560	36.454	168.2	1:53:50.480
26		2:11.642	50.380	44.395	36.867	165.8	1:56:02.122
27			50.002	44.667		162.4	

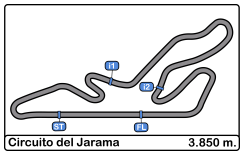

Circuito del Jarama
VI UV Endurance RACE Jarama
Carrera 8 horas resistencia
Lap Analysis 2 Hours

6 CHAMAQUITOS — Honda Civic EG4

1 CHAMAQUITOS

Vta.	D	Tiempo	Sector 1	Sector 2	Sector 3	V. Max.	Elapsed
1		1:01:18.317			1:01:18.317		1:01:18.317
2		2:06.394	47.879	42.792	35.723	168.7	1:03:24.711
3		2:05.233	47.862	42.582	34.789	173.0	1:05:29.944
4		2:06.233	48.574	42.601	35.058	166.1	1:07:36.177
5		2:04.253	47.114	42.501	34.638	176.4	1:09:40.430
6		2:07.585	48.477	43.500	35.608	173.6	1:11:48.015
7		2:05.555	47.496	42.906	35.153	171.1	1:13:53.570
8		2:09.081	49.625	43.098	36.358	176.1	1:16:02.651
9		2:05.271	47.907	42.141	35.223	167.9	1:18:07.922
10		2:06.922	47.748	43.468	35.706	164.1	1:20:14.844
11		2:05.968	47.228	43.183	35.557	180.0	1:22:20.812
12		2:09.677	51.174	42.852	35.651	164.6	1:24:30.489
13		2:07.929	48.278	43.013	36.638	164.8	1:26:38.418
14		2:14.623	51.773	44.537	38.313	142.8	1:28:53.041
15		2:08.687	49.265	43.216	36.206	169.0	1:31:01.728
16		2:08.194	48.502	44.122	35.570	173.0	1:33:09.922
17		2:05.670	48.337	42.346	34.987	180.0	1:35:15.592
18		6:09.803	48.570	45.572	4:35.661	170.8	1:41:25.395
19		6:42.480	5:16.305	47.501	38.674	83.9	1:48:07.875
20		2:12.981	50.053	45.314	37.614	166.6	1:50:20.856
21		2:12.432	50.596	45.525	36.311	166.4	1:52:33.288
22		2:09.779	48.856	44.387	36.536	175.8	1:54:43.067
23		2:09.608	49.331	43.872	36.405	172.5	1:56:52.675
24		2:10.562	50.491	43.848	36.223	176.4	1:59:03.237
25		2:08.319	49.113	43.377	35.829	173.0	2:01:11.556
26			49.069			174.4	

7 NATARA SPORT — Honda Civic

1 NATARA SPORT

Vta.	D	Tiempo	Sector 1	Sector 2	Sector 3	V. Max.	Elapsed
1		1:02:14.729	1:00:55.336	43.030	36.363		1:02:14.729
2		2:09.145	49.686	42.814	36.645	177.0	1:04:23.874
3		2:08.893	49.538	43.167	36.188	175.6	1:06:32.767
4		2:10.273	49.575	43.919	36.779	177.6	1:08:43.040
5		2:10.023	49.601	44.344	36.078	177.6	1:10:53.063
6		2:09.106	49.303	43.541	36.262	178.2	1:13:02.169
7		2:08.081	49.178	42.783	36.120	181.2	1:15:10.250
8		2:08.379	49.096	43.276	36.007	180.3	1:17:18.629
9		2:08.181	49.197	42.991	35.993	177.3	1:19:26.810
10		2:11.041	49.813	44.149	37.079	180.3	1:21:37.851
11		2:08.561	49.551	42.744	36.266	175.8	1:23:46.412
12		2:08.763	49.661	42.997	36.105	178.8	1:25:55.175
13		2:09.701	49.533	43.494	36.674	180.9	1:28:04.876
14		4:21.828	P 49.769	43.154	2:48.905	178.2	1:32:26.704
15		7:41.861	6:19.670	45.020	37.171	80.0	1:40:08.565
16		2:11.727	49.765	44.363	37.599	170.8	1:42:20.292
17		2:11.231	50.125	44.684	36.422	171.7	1:44:31.523
18		2:10.613	49.844	44.181	36.588	171.1	1:46:42.136
19		2:09.827	49.323	43.877	36.627	173.6	1:48:51.963
20		2:11.418	50.318	44.884	36.216	175.3	1:51:03.381
21		2:11.785	51.201	44.353	36.231	165.8	1:53:15.166
22		2:09.984	49.830	43.828	36.326	174.4	1:55:25.150
23		2:09.684	50.143	43.300	36.241	163.6	1:57:34.834
24		2:09.245	49.634	43.428	36.183	174.1	1:59:44.079
25		2:10.364	49.525	44.354	36.485	170.0	2:01:54.443

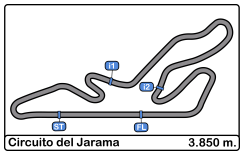

Circuito del Jarama
VI UV Endurance RACE Jarama
Carrera 8 horas resistencia
Lap Analysis 2 Hours

8 HLT MK3 — VW Golf MK3

2 — HLT MK3

Vta.	D	Tiempo	Sector 1	Sector 2	Sector 3	V. Max.	Elapsed
1		1:02:04.294		1:01:29.082	35.212		1:02:04.294
2		2:05.752	47.944	42.517	35.291	178.8	1:04:10.046
3		2:05.467	48.119	41.891	35.457	176.7	1:06:15.513
4		2:04.656	47.931	41.624	35.101	173.9	1:08:20.169
5		2:05.274	47.889	42.053	35.332	172.5	1:10:25.443
6		2:08.105	48.660	42.356	37.089	160.2	1:12:33.548
7		2:06.332	49.018	42.012	35.302	175.6	1:14:39.880
8		2:06.091	48.096	42.446	35.549	172.5	1:16:45.971
9		2:05.951	47.971	42.204	35.776	170.3	1:18:51.922
10		2:04.504	47.502	41.749	35.253	176.7	1:20:56.426
11		2:05.303	47.743	42.139	35.421	177.6	1:23:01.729
12		2:05.849	48.167	41.977	35.705	175.6	1:25:07.578
13		2:05.776	48.250	42.151	35.375	167.7	1:27:13.354
14		2:04.946	47.674	41.906	35.366	175.3	1:29:18.300
15		2:05.011	47.663	41.859	35.489	179.7	1:31:23.311
16		2:05.054	47.676	41.867	35.511	179.4	1:33:28.365
17		2:05.214	47.800	42.035	35.379	178.8	1:35:33.579
18		2:06.669	47.975	42.669	36.025	172.2	1:37:40.248
19		7:53.996	P 1:13.688	45.767	5:54.541	166.1	1:45:34.244
20		5:13.777	3:52.938	44.267	36.572	80.8	1:50:48.021
21		2:09.279	49.215	43.323	36.741	165.8	1:52:57.300
22		2:11.933	50.503	44.549	36.881	143.0	1:55:09.233
23		2:08.662	48.731	43.625	36.306	159.0	1:57:17.895
24		2:07.972	48.820	43.036	36.116	165.6	1:59:25.867
25		2:07.636	48.358	42.552	36.726	165.3	2:01:33.503
26			48.059			165.3	

9 JDM MOTOR 1 — BMW E30 325i

3 — JDM MOTOR 1

Vta.	D	Tiempo	Sector 1	Sector 2	Sector 3	V. Max.	Elapsed
1		1:01:32.439		1:00:57.601	34.838		1:01:32.439
2		2:04.097	47.230	42.163	34.704	186.8	1:03:36.536
3		2:05.012	47.804	42.468	34.740	184.9	1:05:41.548
4		2:03.400	47.305	41.587	34.508	181.2	1:07:44.948
5		2:02.424	47.542	40.900	33.982	191.4	1:09:47.372
6		2:03.073	46.798	41.279	34.996	192.5	1:11:50.445
7		2:04.437	48.966	41.353	34.118	150.6	1:13:54.882
8		2:03.347	47.397	41.453	34.497	192.5	1:15:58.229
9		2:02.768	47.011	41.464	34.293	177.9	1:18:00.997
10		2:02.382	46.655	41.583	34.144	188.1	1:20:03.379
11		2:02.716	46.855	41.443	34.418	192.8	1:22:06.095
12		2:02.953	46.752	41.552	34.649	189.8	1:24:09.048
13		2:02.755	46.766	41.689	34.300	189.1	1:26:11.803
14		2:02.848	47.320	41.486	34.042	186.2	1:28:14.651
15		2:02.235	47.050	41.216	33.969	193.8	1:30:16.886
16		2:01.229	46.258	41.151	33.820	192.8	1:32:18.115
17		2:02.669	47.205	40.888	34.576	190.4	1:34:20.784
18		2:03.404	47.494	41.260	34.650	191.4	1:36:24.188
19		2:02.270	47.032	41.155	34.083	182.7	1:38:26.458
20		2:05.265	47.648	43.242	34.375	171.4	1:40:31.723
21		2:03.918	47.472	42.288	34.158	185.2	1:42:35.641
22		2:03.517	47.184	41.566	34.767	189.8	1:44:39.158
23		11:12.191	P 51.415	47.744	9:33.032	175.8	1:55:51.349
24		4:20.800	3:02.551	41.559	36.690	95.1	2:00:12.149
25		2:06.265	49.095	41.783	35.387	179.1	2:02:18.414

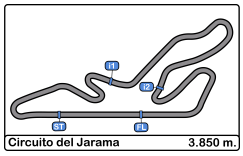

Circuito del Jarama
VI UV Endurance RACE Jarama
Carrera 8 horas resistencia
Lap Analysis 2 Hours

10 FANSI GARAJE 49 BMW 318ti

2 FANSI GARAJE 49

Vta.	D	Tiempo	Sector 1	Sector 2	Sector 3	V. Max.	Elapsed
1		1:00:59.372			1:00:59.372		1:00:59.372
2		2:09.286	49.749	43.409	36.128	176.4	1:03:08.658
3		2:10.965	50.805	43.172	36.988	175.8	1:05:19.623
4		2:09.378	48.532	44.724	36.122	177.6	1:07:29.001
5		2:07.956	48.710	43.232	36.014	176.1	1:09:36.957
6		2:12.121	49.552	44.926	37.643	177.0	1:11:49.078
7		2:11.852	51.409	43.897	36.546	178.2	1:14:00.930
8		2:08.387	48.643	43.637	36.107	178.8	1:16:09.317
9		2:09.928	49.367	43.835	36.726	178.8	1:18:19.245
10		2:08.218	48.845	43.107	36.266	175.3	1:20:27.463
11		2:07.724	48.566	43.152	36.006	177.3	1:22:35.187
12		2:08.539	48.980	43.297	36.262	173.6	1:24:43.726
13		2:07.610	48.776	42.848	35.986	178.8	1:26:51.336
14		2:07.873	48.692	43.011	36.170	176.1	1:28:59.209
15		2:09.324	49.324	43.119	36.881	176.4	1:31:08.533
16		2:08.315	48.697	43.437	36.181	175.3	1:33:16.848
17		2:13.483	53.538	43.844	36.101	153.6	1:35:30.331
18		2:09.037	48.993	43.052	36.992	176.7	1:37:39.368
19		2:09.202	48.827	43.865	36.510	172.2	1:39:48.570
20		2:09.385	48.846	44.241	36.298	175.6	1:41:57.955
21		2:07.851	49.003	42.974	35.874	176.1	1:44:05.806
22		2:09.385	48.552	44.681	36.152	175.3	1:46:15.191
23		2:09.721	50.359	43.170	36.192	168.4	1:48:24.912
24		2:10.008	50.084	43.777	36.147	175.8	1:50:34.920
25		2:09.380	50.327	43.277	35.776	176.4	1:52:44.300
26		2:07.873	48.670	43.100	36.103	179.4	1:54:52.173
27		2:07.579	48.671	43.186	35.722	180.0	1:56:59.752
28			50.408	43.806		178.5	

11 M&M RACING TEAM BMW E30 325i

3 M&M RACING TEAM

Vta.	D	Tiempo	Sector 1	Sector 2	Sector 3	V. Max.	Elapsed
1		1:01:49.929		1:01:16.245	33.684		1:01:49.929
2		2:00.658	46.356	40.378	33.924	181.8	1:03:50.587
3		1:59.218	45.669	40.117	33.432	194.5	1:05:49.805
4		1:59.814	45.796	40.067	33.951	194.9	1:07:49.619
5		2:00.436	45.936	40.079	34.421	184.6	1:09:50.055
6		2:00.915	46.379	40.554	33.982	180.9	1:11:50.970
7		1:59.750	45.917	40.510	33.323	181.5	1:13:50.720
8		2:01.430	47.068	40.845	33.517	190.8	1:15:52.150
9		1:59.172	45.529	40.357	33.286	198.5	1:17:51.322
10		1:59.681	45.796	39.980	33.905	190.8	1:19:51.003
11		2:00.900	46.059	40.654	34.187	187.8	1:21:51.903
12		2:01.703	46.977	41.030	33.696	186.8	1:23:53.606
13		1:59.983	45.945	40.296	33.742	180.3	1:25:53.589
14		1:59.861	46.017	40.390	33.454	187.1	1:27:53.450
15		1:59.293	45.311	40.324	33.658	189.1	1:29:52.743
16		1:59.192	45.786	39.841	33.565	193.8	1:31:51.935
17		2:02.537	48.335	40.237	33.965	172.5	1:33:54.472
18		1:59.864	46.805	39.557	33.502	179.1	1:35:54.336
19		1:59.212	45.662	39.902	33.648	192.1	1:37:53.548
20		2:00.613	45.907	41.267	33.439	190.4	1:39:54.161
21		2:02.257	45.992	41.094	35.171	186.2	1:41:56.418
22		1:59.723	45.883	40.431	33.409	192.8	1:43:56.141
23		2:00.756	46.048	41.010	33.698	189.4	1:45:56.897
24		2:01.937	47.077	40.462	34.398	184.6	1:47:58.834
25		2:02.042	46.246	41.525	34.271	186.2	1:50:00.876
26		7:48.842	P 46.086	41.867	6:20.889	186.5	1:57:49.718
27		3:42.614	2:27.208	40.588	34.818	87.0	2:01:32.332
28			46.847			185.2	

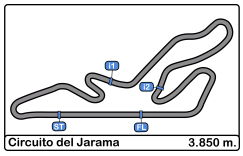

Circuito del Jarama
VI UV Endurance RACE Jarama
Carrera 8 horas resistencia
Lap Analysis 2 Hours

12 M.BOSS RACING VW Golf MK3

2 M.BOSS RACING

Vta.	D	Tiempo	Sector 1	Sector 2	Sector 3	V. Max.	Elapsed
1		1:01:09.038			1:01:09.038		1:01:09.038
2		2:02.449	47.081	40.772	34.596	189.1	1:03:11.487
3		2:02.023	47.147	40.682	34.194	185.5	1:05:13.510
4		2:03.133	46.995	42.131	34.007	190.1	1:07:16.643
5		2:03.007	46.933	41.570	34.504	189.8	1:09:19.650
6		2:01.720	46.772	40.906	34.042	188.4	1:11:21.370
7		2:01.975	46.622	41.271	34.082	186.2	1:13:23.345
8		2:01.939	46.785	40.983	34.171	187.5	1:15:25.284
9		2:01.931	46.879	40.874	34.178	188.8	1:17:27.215
10		2:01.952	47.016	40.896	34.040	187.5	1:19:29.167
11		2:02.217	47.182	40.774	34.261	187.5	1:21:31.384
12		2:02.204	47.051	41.075	34.078	188.1	1:23:33.588
13		2:03.091	46.881	41.547	34.663	188.4	1:25:36.679
14		5:12.346	47.561	41.485	3:43.300	187.8	1:30:49.025
15		6:51.091	5:23.280	48.109	39.702	92.5	1:37:40.116
16		2:20.067	52.718	49.348	38.001	148.5	1:40:00.183
17		2:20.051	53.477	47.885	38.689	142.2	1:42:20.234
18		2:25.076	56.273	49.865	38.938	123.5	1:44:45.310
19		2:19.126	53.057	47.484	38.585	138.2	1:47:04.436
20		2:18.897	52.265	47.647	38.985	149.7	1:49:23.333
21		2:21.817	54.416	48.118	39.283	144.0	1:51:45.150
22		2:21.464	52.698	48.494	40.272	156.0	1:54:06.614
23		2:20.925	52.959	48.465	39.501	155.1	1:56:27.539
24		2:20.894	54.077	48.197	38.620	142.2	1:58:48.433
25		2:20.206	52.717	48.100	39.389	162.1	2:01:08.639
26			53.397			153.6	

14 OLIMPIA RACING VW Golf MK2

2 OLIMPIA RACING

Vta.	D	Tiempo	Sector 1	Sector 2	Sector 3	V. Max.	Elapsed
1		1:01:01.200			1:01:01.200		1:01:01.200
2		2:02.894	47.547	41.050	34.297	170.3	1:03:04.094
3		2:03.864	47.349	41.836	34.679	176.7	1:05:07.958
4		2:03.709	47.721	41.648	34.340	170.0	1:07:11.667
5		2:02.843	47.385	41.194	34.264	172.5	1:09:14.510
6		2:03.036	47.298	41.173	34.565	176.7	1:11:17.546
7		2:03.730	48.175	41.406	34.149	160.7	1:13:21.276
8		2:03.410	46.998	42.052	34.360	182.7	1:15:24.686
9		2:03.528	47.899	41.332	34.297	179.4	1:17:28.214
10		2:02.156	47.069	41.042	34.045	185.2	1:19:30.370
11		2:06.215	47.674	43.130	35.411	185.2	1:21:36.585
12		2:03.750	48.276	41.148	34.326	164.3	1:23:40.335
13		2:02.655	47.192	41.171	34.292	181.2	1:25:42.990
14		2:02.434	47.173	40.985	34.276	175.0	1:27:45.424
15		2:03.161	47.185	41.003	34.973	177.6	1:29:48.585
16		2:02.719	47.257	41.094	34.368	180.3	1:31:51.304
17		2:05.139	48.738	41.924	34.477	179.1	1:33:56.443
18		2:02.927	47.298	41.294	34.335	175.6	1:35:59.370
19		2:02.996	47.055	41.127	34.814	178.8	1:38:02.366
20		2:04.005	47.306	42.149	34.550	182.1	1:40:06.371
21		2:03.758	47.750	41.455	34.553	173.9	1:42:10.129
22		2:02.882	47.201	41.362	34.319	175.6	1:44:13.011
23		2:02.962	47.266	41.471	34.225	175.0	1:46:15.973
24		2:04.232	47.859	41.639	34.734	174.4	1:48:20.205
25		2:04.438	47.908	42.051	34.479	175.0	1:50:24.643
26		2:05.346	48.802	42.050	34.494	175.3	1:52:29.989
27		2:03.224	47.216	41.339	34.669	183.6	1:54:33.213
28		2:03.916	47.317	42.169	34.430	176.1	1:56:37.129
29			47.585	43.400		169.8	

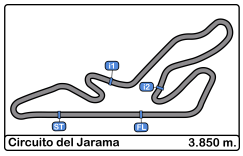

Circuito del Jarama
VI UV Endurance RACE Jarama
Carrera 8 horas resistencia
Lap Analysis 2 Hours

16 RRO RACING VSR BMW 325I e36

3 RRO RACING VSR

Vta.	D	Tiempo	Sector 1	Sector 2	Sector 3	V. Max.	Elapsed
1		1:01:46.061		1:01:11.981	34.080		1:01:46.061
2		2:00.106	46.373	40.378	33.355		1:03:46.167
3		2:00.316	45.920	40.804	33.592	181.5	1:05:46.483
4		1:59.025	45.871	40.079	33.075		1:07:45.508
5		1:59.011	45.782	39.995	33.234		1:09:44.519
6		2:02.197	45.855	40.746	35.596		1:11:46.716
7		2:01.567	46.471	41.060	34.036		1:13:48.283
8		2:00.276	46.651	40.536	33.089		1:15:48.559
9		2:00.589	45.906	40.975	33.708		1:17:49.148
10		1:59.766	45.970	40.609	33.187		1:19:48.914
11		1:59.611	45.212	40.626	33.773		1:21:48.525
12		1:59.550	46.076	40.465	33.009		1:23:48.075
13		2:00.974	45.968	41.752	33.254		1:25:49.049
14		1:59.005	45.797	40.195	33.013		1:27:48.054
15		1:59.891	46.005	40.083	33.803		1:29:47.945
16		1:59.344	45.559	40.590	33.195		1:31:47.289
17		2:01.285	46.212	41.018	34.055		1:33:48.574
18		2:00.447	46.781	40.455	33.211		1:35:49.021
19		1:59.800	46.681	40.093	33.026		1:37:48.821
20		1:59.502	45.383	40.825	33.294		1:39:48.323
21		2:00.241	46.687	40.451	33.103		1:41:48.564
22		1:59.462	45.568	40.520	33.374		1:43:48.026
23		2:00.735	46.208	40.799	33.728		1:45:48.761
24		2:00.018	45.944	40.478	33.596		1:47:48.779
25		2:00.546	46.230	40.843	33.473		1:49:49.325
26		2:01.595	46.621	40.896	34.078		1:51:50.920
27		2:01.059	46.948	40.489	33.622		1:53:51.979
28		2:01.300	46.281	40.961	34.058		1:55:53.279
29		5:52.550	P 46.759	41.117	4:24.674		2:01:45.829

17 SAOCA SPORT HONDA Civic

1 SAOCA SPORT

Vta.	D	Tiempo	Sector 1	Sector 2	Sector 3	V. Max.	Elapsed
1		1:02:21.984	1:01:05.410	41.811	34.763		1:02:21.984
2		2:05.956	47.892	42.900	35.164	181.2	1:04:27.940
3		2:05.528	48.200	41.877	35.451	181.2	1:06:33.468
4		2:07.141	49.070	43.056	35.015	178.2	1:08:40.609
5		2:06.173	48.822	42.169	35.182	179.1	1:10:46.782
6		2:05.716	48.493	42.078	35.145	180.0	1:12:52.498
7		2:06.331	48.267	41.988	36.076	181.2	1:14:58.829
8		2:05.931	47.916	42.463	35.552	181.8	1:17:04.760
9		2:05.944	48.150	42.369	35.425	180.0	1:19:10.704
10		2:05.157	48.034	41.811	35.312	179.4	1:21:15.861
11		2:05.467	48.031	42.203	35.233	180.9	1:23:21.328
12		2:07.163	48.556	42.470	36.137	180.0	1:25:28.491
13		2:04.881	48.686	41.489	34.706	178.5	1:27:33.372
14		2:05.197	47.611	42.327	35.259	182.7	1:29:38.569
15		2:06.496	48.440	42.405	35.651	178.5	1:31:45.065
16		2:07.542	49.150	42.564	35.828	178.2	1:33:52.607
17		2:09.850	50.183	44.292	35.375	163.6	1:36:02.457
18		2:07.067	48.114	43.076	35.877	181.5	1:38:09.524
19		9:29.898	P 49.098	47.056	7:53.744	176.1	1:47:39.422
20		5:56.398	4:34.919	44.791	36.688	78.8	1:53:35.820
21		2:08.864	49.463	43.516	35.885	152.9	1:55:44.684
22		2:07.849	49.594	42.998	35.257	168.2	1:57:52.533
23		2:07.628	48.408	43.896	35.324	174.4	2:00:00.161
24		2:06.446	48.703	42.750	34.993	172.8	2:02:06.607

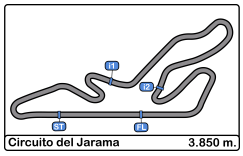

Circuito del Jarama
VI UV Endurance RACE Jarama
Carrera 8 horas resistencia
Lap Analysis 2 Hours

18 SAAB ENDURANCE RACING SOCIETY — SAAB

2 SAAB ENDURANCE RACING SOCIETY

Vta.	D	Tiempo	Sector 1	Sector 2	Sector 3	V. Max.	Elapsed
1	P	1:11:29.133	1:07:07.891	48.479	3:32.763	76.2	1:11:29.133
2		2:43.808	1:16.895	47.503	39.410	83.9	1:14:12.941
3		2:15.785	51.090	46.395	38.300	168.7	1:16:28.726
4		2:16.865	51.047	47.641	38.177	173.3	1:18:45.591
5		2:16.337	51.606	47.309	37.422	173.0	1:21:01.928
6		2:13.579	50.396	45.974	37.209	175.3	1:23:15.507
7		2:14.195	50.147	46.200	37.848	175.8	1:25:29.702
8		2:12.409	49.601	45.339	37.469	171.7	1:27:42.111
9		2:14.671	51.854	46.247	36.570	174.7	1:29:56.782
10		2:11.072	49.337	44.763	36.972	174.4	1:32:07.854
11		2:10.796	49.325	44.772	36.699	176.7	1:34:18.650
12		2:13.200	50.868	45.604	36.728	175.0	1:36:31.850
13		2:11.747	49.275	45.804	36.668	176.7	1:38:43.597
14		2:12.067	49.561	45.648	36.858	171.1	1:40:55.664
15		2:11.696	49.491	45.296	36.909	171.4	1:43:07.360
16	P	2:57.702	50.665	55.820	1:11.217	173.3	1:46:05.062

19 RACING TO ENJOY — BMW E36 325i

3 RACING TO ENJOY

Vta.	D	Tiempo	Sector 1	Sector 2	Sector 3	V. Max.	Elapsed
1		1:00:48.901			1:00:48.901		1:00:48.901
2		1:57.741	45.075	39.665	33.001	193.8	1:02:46.642
3		1:58.493	45.531	40.044	32.918	186.2	1:04:45.135
4		1:58.395	45.602	39.810	32.983	190.1	1:06:43.530
5		1:59.268	45.127	40.130	34.011	192.8	1:08:42.798
6		1:57.412	45.308	39.453	32.651	192.5	1:10:40.210
7		1:56.355	44.567	39.259	32.529	196.3	1:12:36.565
8		1:56.928	44.860	39.388	32.680	199.2	1:14:33.493
9		1:57.706	45.184	39.438	33.084	195.2	1:16:31.199
10		1:58.233	45.284	39.950	32.999	191.1	1:18:29.432
11		1:57.592	45.392	39.269	32.931	180.3	1:20:27.024
12		1:57.237	45.123	39.444	32.670	196.0	1:22:24.261
13		1:58.462	45.765	39.800	32.897	182.1	1:24:22.723
14		1:57.898	45.278	39.614	33.006	194.2	1:26:20.621
15		1:58.090	45.151	39.860	33.079	192.5	1:28:18.711
16	P	4:47.538	45.320	39.820	3:22.398	194.5	1:33:06.249
17		4:13.692	2:59.624	40.920	33.148	91.3	1:37:19.941
18		1:58.749	45.508	39.935	33.306	191.8	1:39:18.690
19		1:58.889	46.078	39.782	33.029	191.1	1:41:17.579
20		1:57.908	45.212	39.525	33.171	191.1	1:43:15.487
21		1:56.422	44.877	39.070	32.475	194.2	1:45:11.909
22		1:56.876	44.713	39.239	32.924	196.7	1:47:08.785
23		1:57.388	45.122	39.370	32.896	196.0	1:49:06.173
24		1:58.006	44.919	40.368	32.719	194.2	1:51:04.179
25		1:56.643	44.711	39.190	32.742	200.0	1:53:00.822
26		1:57.918	45.703	39.543	32.672	200.3	1:54:58.740
27		1:56.916	44.895	39.276	32.745	197.4	1:56:55.656
28		1:58.084	45.340	39.617	33.127	198.1	1:58:53.740
29		1:57.708	45.277	39.580	32.851	188.4	2:00:51.448
30			45.570	39.482		194.9	

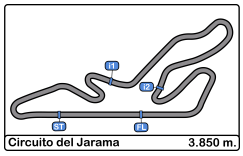

Circuito del Jarama
VI UV Endurance RACE Jarama
Carrera 8 horas resistencia
Lap Analysis 2 Hours

20 CLASICOS REDAN — BMW 325i E30

3 — CLASICOS REDAN

Vta.	D	Tiempo	Sector 1	Sector 2	Sector 3	V. Max.	Elapsed
1		1:01:17.896			1:01:17.896		1:01:17.896
2		2:07.138	49.528	42.054	35.556	175.8	1:03:25.034
3		2:07.428	50.195	42.102	35.131	170.8	1:05:32.462
4		2:06.593	49.521	42.250	34.822	181.2	1:07:39.055
5		2:05.549	48.099	42.425	35.025	172.2	1:09:44.604
6		2:08.348	48.215	43.702	36.431	178.8	1:11:52.952
7		2:06.011	48.391	42.570	35.050	175.3	1:13:58.963
8		2:04.779	47.644	41.999	35.136	178.5	1:16:03.742
9		2:06.272	48.547	42.431	35.294	176.7	1:18:10.014
10		2:08.528	49.034	43.018	36.476	169.5	1:20:18.542
11		4:35.107	48.700	42.964	3:03.443	178.8	1:24:53.649
12		4:36.355	3:13.080	46.071	37.204	68.2	1:29:30.004
13		2:15.068	51.074	46.345	37.649	156.9	1:31:45.072
14		2:15.546	51.604	46.883	37.059	154.0	1:34:00.618
15		2:14.069	50.423	46.240	37.406	166.4	1:36:14.687
16		2:13.825	50.820	44.871	38.134	151.0	1:38:28.512
17		2:11.412	50.451	44.327	36.634	163.1	1:40:39.924
18		2:10.345	49.680	44.174	36.491	170.0	1:42:50.269
19		2:11.089	49.854	45.104	36.131	173.3	1:45:01.358
20		2:11.291	49.855	43.786	37.650	170.3	1:47:12.649
21		2:10.991	49.479	44.207	37.305	176.1	1:49:23.640
22		2:12.088	51.709	43.851	36.528	153.4	1:51:35.728
23		2:09.065	49.387	43.470	36.208	177.3	1:53:44.793
24		2:10.942	49.725	44.270	36.947	174.1	1:55:55.735
25		2:09.866	49.831	43.684	36.351	171.9	1:58:05.601
26		2:10.043	50.171	43.646	36.226	166.1	2:00:15.644
27		2:08.734	49.296	43.376	36.062	171.4	2:02:24.378

21 BOYACA VSR — BMW 320i E36

3 — BOYACA VSR

Vta.	D	Tiempo	Sector 1	Sector 2	Sector 3	V. Max.	Elapsed
1		1:01:13.507			1:01:13.507		1:01:13.507
2		1:57.003	44.686	39.384	32.933	194.2	1:03:10.510
3		1:57.907	44.899	39.532	33.476	196.3	1:05:08.417
4		1:57.063	44.686	39.343	33.034	198.5	1:07:05.480
5		1:57.501	44.977	39.609	32.915	198.1	1:09:02.981
6		1:57.608	45.119	39.365	33.124	195.6	1:11:00.589
7		1:57.796	44.727	40.023	33.046	196.0	1:12:58.385
8		1:57.540	45.095	39.521	32.924	197.8	1:14:55.925
9		1:57.416	44.951	39.638	32.827	191.1	1:16:53.341
10		1:57.126	44.714	39.409	33.003	196.0	1:18:50.467
11		1:57.726	45.497	39.286	32.943	197.8	1:20:48.193
12		1:57.912	45.017	39.841	33.054	198.8	1:22:46.105
13		1:57.500	44.943	39.596	32.961	195.2	1:24:43.605
14		1:57.861	44.940	39.483	33.438	198.1	1:26:41.466
15		1:57.577	45.054	39.575	32.948	192.5	1:28:39.043
16		1:57.289	44.949	39.424	32.916	196.0	1:30:36.332
17		1:57.970	44.947	39.833	33.190	196.7	1:32:34.302
18		1:57.318	44.934	39.450	32.934	195.2	1:34:31.620
19		1:57.539	45.238	39.432	32.869	194.9	1:36:29.159
20		1:57.434	44.937	39.364	33.133	195.2	1:38:26.593
21		1:57.726	45.176	39.479	33.071	194.5	1:40:24.319
22		1:58.399	45.116	39.713	33.570	191.4	1:42:22.718
23		2:00.150	45.295	40.460	34.395	189.8	1:44:22.868
24		5:16.682	47.104	40.763	3:48.815	170.3	1:49:39.550
25		5:45.960	4:32.672	40.147	33.141	99.3	1:55:25.510
26		1:59.649	46.818	40.119	32.712	160.2	1:57:25.159
27		1:58.346	45.076	40.025	33.245	188.1	1:59:23.505
28		1:58.122	45.254	39.561	33.307	171.4	2:01:21.627
29			45.358			176.1	

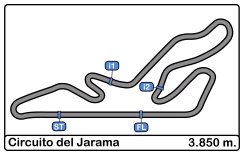

Circuito del Jarama
VI UV Endurance RACE Jarama
Carrera 8 horas resistencia
Lap Analysis 2 Hours

22 ABOGADO AMIGO TEAM — Citroen Saxo

SAXO — ABOGADO AMIGO TEAM

Vta.	D	Tiempo	Sector 1	Sector 2	Sector 3	V. Max.	Elapsed
1		1:01:39.659		1:01:02.991	36.668		1:01:39.659
2		2:15.021	51.091	46.642	37.288	161.9	1:03:54.680
3		2:11.377	50.295	44.359	36.723	160.9	1:06:06.057
4		2:12.104	50.846	44.219	37.039	164.3	1:08:18.161
5		2:13.650	51.538	45.141	36.971	156.7	1:10:31.811
6		2:10.664	49.959	44.056	36.649	167.1	1:12:42.475
7		2:11.081	50.315	44.153	36.613	165.8	1:14:53.556
8		2:13.372	50.617	45.732	37.023	161.6	1:17:06.928
9		2:11.847	50.045	44.533	37.269	158.1	1:19:18.775
10		2:16.983	52.334	45.514	39.135	144.9	1:21:35.758
11		2:17.720	53.238	47.000	37.482	153.6	1:23:53.478
12		2:14.567	51.587	45.283	37.697	157.4	1:26:08.045
13		2:13.941	50.956	45.224	37.761	159.7	1:28:21.986
14		2:11.082	50.229	44.067	36.786	165.6	1:30:33.068
15		2:13.026	50.821	44.377	37.828	164.3	1:32:46.094
16		2:12.767	50.705	44.932	37.130	162.6	1:34:58.861
17		2:12.363	50.204	45.483	36.676	159.7	1:37:11.224
18		2:10.572	49.905	43.713	36.954	165.3	1:39:21.796
19		2:11.202	49.592	44.494	37.116	161.6	1:41:32.998
20		2:14.555	51.520	45.451	37.584	155.8	1:43:47.553
21		2:15.912	52.357	46.855	36.700	147.9	1:46:03.465
22		2:12.513	50.685	44.204	37.624	159.0	1:48:15.978
23		2:11.911	50.655	44.310	36.946	164.8	1:50:27.889
24		2:13.941	51.971	45.254	36.716	162.6	1:52:41.830
25		2:09.925	49.573	43.879	36.473	164.6	1:54:51.755
26		2:15.206	50.960	46.769	37.477	156.9	1:57:06.961
27		2:14.038	51.866	44.963	37.209	160.7	1:59:20.999
28		2:18.830	53.019	47.773	38.038	154.0	2:01:39.829
29			50.459			158.3	

24 VSR MTORSPORT — BMW 325i E36

3 — VSR MTORSPORT

Vta.	D	Tiempo	Sector 1	Sector 2	Sector 3	V. Max.	Elapsed
1	P	1:22:07.942	1:20:22.550	54.480	50.912	58.3	1:22:07.942
2		25:48.161	24:26.001	46.744	35.416	82.0	1:47:56.103

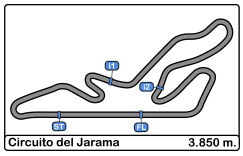

Circuito del Jarama
VI UV Endurance RACE Jarama
Carrera 8 horas resistencia
Lap Analysis 2 Hours

25 POLESTAR TEAM — Volvo 850

3 — POLESTAR TEAM

Vta.	D	Tiempo	Sector 1	Sector 2	Sector 3	V. Max.	Elapsed
1		1:02:44.741	1:01:23.611	44.380	36.750		1:02:44.741
2		2:15.170	52.309	45.290	37.571	167.4	1:04:59.911
3		2:14.226	51.595	45.424	37.207	165.6	1:07:14.137
4		2:16.403	52.715	45.258	38.430	163.6	1:09:30.540
5		2:14.227	51.646	44.926	37.655	167.4	1:11:44.767
6		2:23.984	51.643	45.567	46.774	165.8	1:14:08.751
7		2:34.297	1:11.788	45.483	37.026	86.4	1:16:43.048
8		2:11.640	49.972	45.466	36.202	173.0	1:18:54.688
9		2:12.253	50.688	44.825	36.740	170.8	1:21:06.941
10		2:15.419	51.302	45.938	38.179	166.4	1:23:22.360
11		4:55.707	51.921	45.757	3:18.029	161.9	1:28:18.067
12		13:22.561	11:49.878	50.350	42.333	75.5	1:41:40.628
13		2:25.059	55.773	49.185	40.101	143.2	1:44:05.687
14		2:22.404	53.769	49.124	39.511	162.8	1:46:28.091
15		2:23.835	54.314	49.005	40.516	158.8	1:48:51.926
16		2:23.543	56.153	47.604	39.786	157.6	1:51:15.469
17		2:21.948	54.804	47.728	39.416	160.7	1:53:37.417
18		2:22.936	54.785	48.433	39.718	161.4	1:56:00.353
19		2:22.655	55.183	47.700	39.772	163.3	1:58:23.008
20		2:21.778	55.113	47.427	39.238	158.1	2:00:44.786
21			54.043	47.158		163.8	

26 PIKANTO RACING — Seat Toledo

2 — PIKANTO RACING

Vta.	D	Tiempo	Sector 1	Sector 2	Sector 3	V. Max.	Elapsed
1		1:01:19.936			1:01:19.936		1:01:19.936
2		2:08.553	49.815	42.818	35.920	142.1	1:03:28.489
3		2:07.155	49.923	41.973	35.259	140.9	1:05:35.644
4		2:06.755	49.508	42.096	35.151	140.2	1:07:42.399
5		2:09.313	50.550	41.975	36.788	142.2	1:09:51.712
6		2:09.403	50.093	42.586	36.724	140.9	1:12:01.115
7		2:08.175	50.045	42.900	35.230	140.8	1:14:09.290
8		2:08.048	49.939	42.995	35.114	140.2	1:16:17.338
9		2:07.846	49.175	41.944	36.727	144.5	1:18:25.184
10		2:06.460	49.993	41.423	35.044	142.2	1:20:31.644
11		2:07.300	49.830	42.377	35.093	139.8	1:22:38.944
12		2:11.557	50.728	44.153	36.676	144.0	1:24:50.501
13		4:17.622	52.689	44.433	2:40.500	141.3	1:29:08.123

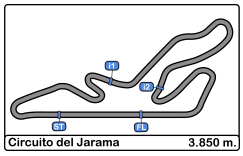

Circuito del Jarama
VI UV Endurance RACE Jarama
Carrera 8 horas resistencia
Lap Analysis 2 Hours

27 RG MOTORSPORT VW Golf MK2

2 RG MOTORSPORT

Vta.	D	Tiempo	Sector 1	Sector 2	Sector 3	V. Max.	Elapsed
1		1:01:15.940			1:01:15.940		1:01:15.940
2		2:02.705	47.234	41.071	34.400	186.8	1:03:18.645
3		2:03.503	47.333	41.441	34.729	187.5	1:05:22.148
4		2:02.751	47.234	41.074	34.443	187.8	1:07:24.899
5		2:03.821	47.349	41.321	35.151	187.1	1:09:28.720
6		2:04.389	47.665	41.872	34.852	189.1	1:11:33.109
7		2:03.480	47.301	41.534	34.645	185.8	1:13:36.589
8		2:03.765	47.513	41.589	34.663	187.1	1:15:40.354
9		2:03.292	47.334	41.378	34.580	187.1	1:17:43.646
10		2:03.321	47.592	41.174	34.555	186.5	1:19:46.967
11		2:04.139	48.124	41.508	34.507	186.8	1:21:51.106
12		2:04.313	48.508	41.633	34.172	184.6	1:23:55.419
13		2:02.924	47.264	41.137	34.523	186.8	1:25:58.343
14		2:02.584	47.182	41.010	34.392	188.4	1:28:00.927
15		2:03.115	47.562	41.179	34.374	185.5	1:30:04.042
16		2:03.774	47.646	41.345	34.783	186.5	1:32:07.816
17		2:03.363	47.815	41.014	34.534	186.2	1:34:11.179
18		2:03.499	47.403	41.306	34.790	186.2	1:36:14.678
19		2:02.914	47.428	41.081	34.405	185.2	1:38:17.592
20		2:03.477	47.535	41.257	34.685	183.9	1:40:21.069
21		2:03.445	47.354	41.799	34.292	180.9	1:42:24.514
22		2:03.891	47.447	41.805	34.639	184.6	1:44:28.405
23		9:07.775	P 47.407	41.322	7:39.046	185.2	1:53:36.180
24		4:11.417	2:46.054	47.794	37.569	82.0	1:57:47.597
25		2:15.810	51.747	46.997	37.066	156.7	2:00:03.407
26		2:12.754	50.812	44.921	37.021	167.9	2:02:16.161

28 EMAN EGURRE RACING TEAM BMW E36 325i

3 EMAN EGURRE RACING TEAM

Vta.	D	Tiempo	Sector 1	Sector 2	Sector 3	V. Max.	Elapsed
1		1:01:19.081			1:01:19.081		1:01:19.081
2		2:08.452	49.129	42.593	36.730	167.1	1:03:27.533
3		2:06.068	48.395	42.657	35.016	162.6	1:05:33.601
4		2:04.501	47.710	41.962	34.829	179.1	1:07:38.102
5		2:05.467	47.429	43.040	34.998	177.9	1:09:43.569
6		2:06.683	48.705	42.466	35.512	165.3	1:11:50.252
7		2:07.535	48.809	43.644	35.082	154.5	1:13:57.787
8		2:05.200	48.055	42.054	35.091	165.6	1:16:02.987
9		2:05.762	48.821	42.181	34.760	161.1	1:18:08.749
10		2:08.252	49.137	43.755	35.360	154.0	1:20:17.001
11		2:06.564	48.784	42.483	35.297	174.1	1:22:23.565
12		2:07.681	49.547	42.711	35.423	168.7	1:24:31.246
13		2:07.248	48.543	42.803	35.902	156.9	1:26:38.494
14		2:06.561	49.251	42.127	35.183	162.6	1:28:45.055
15		2:05.784	48.071	42.503	35.210	175.8	1:30:50.839
16		2:05.516	48.172	42.366	34.978	169.0	1:32:56.355
17		2:06.380	48.434	42.669	35.277	157.8	1:35:02.735
18		2:05.651	47.910	42.416	35.325	170.0	1:37:08.386
19		2:06.768	48.540	42.627	35.601	166.4	1:39:15.154
20		12:20.100	P 49.937	43.784	10:46.379	151.2	1:51:35.254
21		5:04.910	3:40.816	46.959	37.135	63.6	1:56:40.164
22		2:11.630	50.755	44.761	36.114	156.9	1:58:51.794
23		2:11.833	51.912	43.904	36.017	150.0	2:01:03.627
24			51.194			150.8	

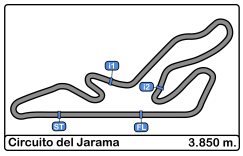

Circuito del Jarama
VI UV Endurance RACE Jarama
Carrera 8 horas resistencia
Lap Analysis 2 Hours

29 ALPHA RACING — BMW Compact

2 — ALPHA RACING

Vta.	D	Tiempo	Sector 1	Sector 2	Sector 3	V. Max.	Elapsed
1		1:01:56.806		1:01:21.325	35.481		1:01:56.806
2		2:05.495	47.861	42.130	35.504	176.1	1:04:02.301
3		2:05.222	48.339	41.874	35.009	170.8	1:06:07.523
4		2:05.315	48.458	41.618	35.239	174.7	1:08:12.838
5		2:05.452	47.913	42.150	35.389	175.8	1:10:18.290
6		2:05.485	47.764	42.138	35.583	176.7	1:12:23.775
7		2:04.699	47.442	41.912	35.345	175.0	1:14:28.474
8		2:05.758	48.061	42.343	35.354	176.7	1:16:34.232
9		2:05.401	47.548	41.893	35.960	176.7	1:18:39.633
10		2:05.972	47.583	42.467	35.922	176.4	1:20:45.605
11		2:05.969	48.349	42.328	35.292	175.0	1:22:51.574
12		2:07.920	47.816	44.618	35.486	176.4	1:24:59.494
13		2:04.442	47.625	41.627	35.190	175.6	1:27:03.936
14		2:04.888	47.529	41.912	35.447	176.7	1:29:08.824
15		2:05.206	47.502	42.467	35.237	175.6	1:31:14.030
16		2:03.514	47.148	41.646	34.720	177.3	1:33:17.544
17		2:09.408	51.426	42.456	35.526	176.1	1:35:26.952
18		2:05.502	47.227	43.285	34.990	177.3	1:37:32.454
19		2:05.673	47.753	42.147	35.773	174.1	1:39:38.127
20		2:10.737	53.197	41.743	35.797	175.6	1:41:48.864
21		2:05.205	47.759	42.017	35.429	175.3	1:43:54.069
22		2:05.623	47.384	42.804	35.435	176.4	1:45:59.692
23		2:05.742	47.433	42.297	36.012	167.4	1:48:05.434
24		2:04.141	47.521	41.505	35.115	171.7	1:50:09.575
25		2:05.606	48.635	41.708	35.263	176.4	1:52:15.181
26		2:04.194	47.767	41.466	34.961	174.4	1:54:19.375
27		2:05.086	48.090	41.818	35.178	174.7	1:56:24.461
28		2:08.498	47.675	44.141	36.682	176.4	1:58:32.959
29		2:05.635	47.704	42.903	35.028	175.6	2:00:38.594
30			47.412	41.631		173.9	

30 PLIPETTI'S RACING TEAM — VW Golf GTI

2 — PLIPETTI'S RACING TEAM

Vta.	D	Tiempo	Sector 1	Sector 2	Sector 3	V. Max.	Elapsed
1		1:02:16.147	1:00:56.573	43.581	35.993		1:02:16.147
2		2:08.381	49.187	43.262	35.932	174.4	1:04:24.528
3		2:08.748	49.711	43.042	35.995	175.6	1:06:33.276
4		2:10.615	50.220	43.515	36.880	168.2	1:08:43.891
5		2:09.943	50.019	43.531	36.393	164.8	1:10:53.834
6		2:08.888	49.557	43.509	35.822	176.7	1:13:02.722
7		2:08.491	49.281	43.352	35.858	180.3	1:15:11.213
8		2:09.866	49.246	44.405	36.215	177.3	1:17:21.079
9		2:07.765	48.911	42.942	35.912	176.4	1:19:28.844
10		2:09.515	49.300	43.954	36.261	176.1	1:21:38.359
11		2:09.675	49.840	43.017	36.818	175.6	1:23:48.034
12		2:08.659	49.107	43.478	36.074	174.7	1:25:56.693
13		2:09.699	49.720	43.457	36.522	175.8	1:28:06.392
14		2:10.275	49.681	43.522	37.072	176.1	1:30:16.667
15		2:10.377	50.086	43.568	36.723	174.4	1:32:27.044
16		2:10.985	50.292	43.714	36.979	173.3	1:34:38.029
17		2:10.919	49.883	44.287	36.749	173.3	1:36:48.948
18		2:11.348	50.284	44.232	36.832	173.3	1:39:00.296
19		2:11.087	49.938	44.460	36.689	170.3	1:41:11.383
20		2:11.935	50.105	44.782	37.048	169.8	1:43:23.318
21		2:11.140	50.572	43.563	37.005	169.0	1:45:34.458
22		2:10.613	49.898	44.115	36.600	169.2	1:47:45.071
23		2:11.276	50.777	43.537	36.962	169.0	1:49:56.347
24		2:11.982	50.338	44.998	36.646	169.2	1:52:08.329
25		2:11.072	50.270	44.096	36.706	171.4	1:54:19.401
26		2:11.481	50.105	44.484	36.892	170.8	1:56:30.882
27		2:10.906	50.140	44.204	36.562	170.3	1:58:41.788
28		2:12.792	50.815	44.856	37.121	167.4	2:00:54.580
29			50.281	44.329		169.5	

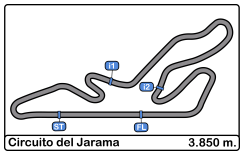

Circuito del Jarama
VI UV Endurance RACE Jarama
Carrera 8 horas resistencia
Lap Analysis 2 Hours

31 EB RACING BMW 325i E36

3 EB RACING

Vta.	D	Tiempo	Sector 1	Sector 2	Sector 3	V. Max.	Elapsed
1		1:01:21.918			1:01:21.918		1:01:21.918
2		2:04.419	47.575	41.666	35.178	185.8	1:03:26.337
3		2:04.339	48.407	41.364	34.568	179.7	1:05:30.676
4		2:02.882	47.422	41.199	34.261	181.5	1:07:33.558
5		2:03.772	47.887	41.256	34.629	179.7	1:09:37.330
6		2:03.288	47.383	41.411	34.494	190.1	1:11:40.618
7		2:04.172	47.567	42.108	34.497	181.5	1:13:44.790
8		2:03.356	47.645	41.338	34.373	182.7	1:15:48.146
9		2:04.802	48.181	42.097	34.524	184.6	1:17:52.948
10		2:03.067	47.132	41.361	34.574	185.2	1:19:56.015
11		2:03.336	47.612	41.192	34.532	179.1	1:21:59.351
12		2:03.422	47.888	41.047	34.487	177.3	1:24:02.773
13		2:04.041	47.712	41.191	35.138	179.7	1:26:06.814
14		2:03.821	47.638	41.445	34.738	178.2	1:28:10.635
15		2:05.938	48.235	41.783	35.920	185.8	1:30:16.573
16		5:47.568	P 48.112	41.201	4:18.255	179.4	1:36:04.141
17		5:43.452	4:24.785	43.004	35.663	88.8	1:41:47.593
18		2:08.134	50.209	42.443	35.482	166.1	1:43:55.727
19		2:07.673	48.725	43.373	35.575	168.2	1:46:03.400
20		2:05.317	47.891	42.316	35.110	185.8	1:48:08.717
21		2:11.488	50.201	44.959	36.328	162.6	1:50:20.205
22		2:05.870	49.016	42.224	34.630	180.6	1:52:26.075
23		2:05.733	48.030	42.704	34.999	173.9	1:54:31.808
24		2:04.536	47.330	42.644	34.562	182.1	1:56:36.344
25		2:05.348	47.035	43.257	35.056	185.8	1:58:41.692
26		2:05.024	47.860	42.162	35.002	177.6	2:00:46.716
27			48.275	42.598		171.1	

32 PUNTAL PRODUCTIONS BMW 325i E36

3 PUNTAL PRODUCTIONS

Vta.	D	Tiempo	Sector 1	Sector 2	Sector 3	V. Max.	Elapsed
1		1:01:13.001			1:01:13.001		1:01:13.001
2		2:02.234	46.948	40.920	34.366	177.6	1:03:15.235
3		2:02.807	46.954	40.980	34.873	189.4	1:05:18.042
4		2:02.931	46.719	41.213	34.999	188.1	1:07:20.973
5		2:03.782	47.545	41.581	34.656	184.9	1:09:24.755
6		2:02.544	46.854	41.273	34.417	188.8	1:11:27.299
7		2:03.031	47.055	41.582	34.394	191.1	1:13:30.330
8		2:02.899	47.227	41.210	34.462	186.5	1:15:33.229
9		2:02.625	46.743	41.583	34.299	191.1	1:17:35.854
10		2:04.128	47.461	41.875	34.792	189.4	1:19:39.982
11		2:03.110	46.895	41.659	34.556	185.5	1:21:43.092
12		2:03.449	46.926	41.517	35.006	189.1	1:23:46.541
13		2:04.191	47.023	42.734	34.434	188.1	1:25:50.732
14		2:02.414	46.901	41.158	34.355	189.1	1:27:53.146
15		2:03.786	47.374	41.226	35.186	183.6	1:29:56.932
16		2:04.472	47.126	42.241	35.105	186.8	1:32:01.404
17		2:03.746	47.503	41.532	34.711	185.5	1:34:05.150
18		2:04.571	47.358	42.226	34.987	188.4	1:36:09.721
19		7:19.826	P 47.209	42.234	5:50.383	188.4	1:43:29.547
20		5:06.272	3:48.482	42.530	35.260	67.7	1:48:35.819
21		2:07.380	49.280	42.413	35.687	165.8	1:50:43.199
22		2:06.195	48.422	42.186	35.587	179.7	1:52:49.394
23		2:05.969	48.112	42.351	35.506	182.7	1:54:55.363
24		2:05.538	48.687	41.588	35.263	183.3	1:57:00.901
25		2:06.977	48.442	42.557	35.978	181.2	1:59:07.878
26		2:05.439	48.038	42.027	35.374	183.9	2:01:13.317
27			49.200			164.3	

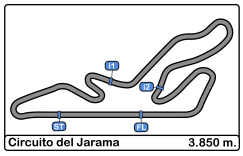

Circuito del Jarama
VI UV Endurance RACE Jarama
Carrera 8 horas resistencia
Lap Analysis 2 Hours

33 AMAZON SPORT 1 — VW Golf MK3

2 — AMAZON SPORT 1

Vta.	D	Tiempo	Sector 1	Sector 2	Sector 3	V. Max.	Elapsed
1		1:00:50.442			1:00:50.442		1:00:50.442
2		2:10.889	50.347	44.301	36.241	171.9	1:03:01.331
3		2:09.251	48.952	44.041	36.258	181.8	1:05:10.582
4		2:09.414	48.903	44.762	35.749	177.3	1:07:19.996
5		2:08.558	49.745	43.328	35.485	181.2	1:09:28.554
6		2:09.418	49.413	44.063	35.942	177.6	1:11:37.972
7		2:09.309	49.129	44.086	36.094	174.7	1:13:47.281
8		2:09.926	49.865	43.839	36.222	179.1	1:15:57.207
9		2:09.170	50.032	43.293	35.845	163.3	1:18:06.377
10		2:08.841	48.660	43.703	36.478	180.0	1:20:15.218
11		2:07.781	49.153	43.050	35.578	181.5	1:22:22.999
12		2:10.472	50.468	43.854	36.150	174.1	1:24:33.471
13		2:09.198	49.542	43.370	36.286	173.0	1:26:42.669
14		2:09.951	49.489	43.678	36.784	184.6	1:28:52.620
15		2:08.295	49.170	43.077	36.048	174.4	1:31:00.915
16		2:08.563	49.094	43.745	35.724	181.2	1:33:09.478
17		2:09.182	49.546	43.757	35.879	182.4	1:35:18.660
18		2:12.766	50.573	45.287	36.906	171.7	1:37:31.426
19		2:13.003	51.265	44.386	37.352	161.9	1:39:44.429
20		2:12.066	50.272	44.547	37.247	156.9	1:41:56.495
21		2:13.074	50.101	46.025	36.948	173.6	1:44:09.569
22		2:11.105	49.910	44.922	36.273	163.6	1:46:20.674
23		2:11.084	50.128	44.399	36.557	173.3	1:48:31.758
24		2:13.012	51.503	43.952	37.557	156.7	1:50:44.770
25		2:12.268	50.605	44.579	37.084	175.0	1:52:57.038
26		6:56.225	50.733	46.373	5:19.119	159.0	1:59:53.263

34 RRB COMPETICION — Renault Clio

2 — RRB COMPETICION

Vta.	D	Tiempo	Sector 1	Sector 2	Sector 3	V. Max.	Elapsed
1		1:01:27.903		1:00:52.723	35.180		1:01:27.903
2		2:02.461	47.148	40.233	35.080	184.9	1:03:30.364
3		2:06.418	47.451	41.935	37.032	186.5	1:05:36.782
4		2:02.436	47.707	40.910	33.819	173.6	1:07:39.218
5		2:01.758	46.655	40.490	34.613	187.1	1:09:40.976
6		2:19.593	47.194	42.464	49.935	179.1	1:12:00.569
7		2:10.647	49.957	44.428	36.262	147.7	1:14:11.216
8		2:07.813	47.384	43.024	37.405	163.8	1:16:19.029
9		2:07.966	48.713	42.801	36.452	142.2	1:18:26.995
10		2:09.007	49.874	41.926	37.207	141.9	1:20:36.002
11		2:12.933	48.235	47.819	36.879	157.4	1:22:48.935
12		2:13.004	49.502	46.695	36.807	154.2	1:25:01.939
13		2:06.598	48.856	43.152	34.590	163.8	1:27:08.537
14		2:02.161	47.316	40.786	34.059	171.4	1:29:10.698
15		2:01.306	46.251	40.712	34.343	191.1	1:31:12.004
16		2:06.528	47.242	42.457	36.829	180.0	1:33:18.532
17		2:13.211	49.461	44.879	38.871	148.1	1:35:31.743
18		2:12.400	49.022	45.319	38.059	168.4	1:37:44.143
19		2:16.382	51.116	46.303	38.963	153.1	1:40:00.525
20		2:09.221	50.682	42.624	35.915	139.3	1:42:09.746
21		2:08.654	48.688	42.660	37.306	154.5	1:44:18.400
22		2:11.779	47.831	45.782	38.166	168.2	1:46:30.179
23		2:21.231	52.270	43.635	45.326	138.9	1:48:51.410
24		5:49.116	4:17.782	47.352	43.982	78.3	1:54:40.526

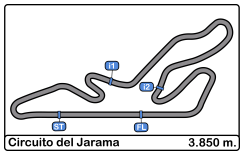

Circuito del Jarama
VI UV Endurance RACE Jarama
Carrera 8 horas resistencia
Lap Analysis 2 Hours

40 UV-TEC Citroen Saxo

SAXO UV-TEC

Vta.	D	Tiempo	Sector 1	Sector 2	Sector 3	V. Max.	Elapsed
1		1:03:28.258	P	1:01:05.791	2:22.467		1:03:28.258
2		7:58.663	6:33.287	46.659	38.717	80.6	1:11:26.921
3		2:17.365	52.207	46.987	38.171	161.6	1:13:44.286
4		2:18.585	53.338	46.909	38.338	159.5	1:16:02.871
5		2:18.300	52.399	46.437	39.464	158.3	1:18:21.171
6		2:20.274	52.143	49.475	38.656	157.2	1:20:41.445
7		2:17.962	53.597	46.194	38.171	160.0	1:22:59.407
8		2:16.968	52.643	46.249	38.076	161.1	1:25:16.375
9		2:15.797	51.944	45.884	37.969	160.0	1:27:32.172
10		2:15.353	51.735	45.698	37.920	160.7	1:29:47.525
11		2:17.429	52.820	46.517	38.092	157.6	1:32:04.954
12		2:16.239	53.015	45.698	37.526	162.1	1:34:21.193
13		2:14.088	51.234	45.403	37.451	162.8	1:36:35.281
14		2:14.045	51.129	45.402	37.514	162.6	1:38:49.326
15		2:15.449	51.788	45.691	37.970	157.6	1:41:04.775
16		2:15.566	51.709	45.713	38.144	157.4	1:43:20.341
17		2:15.405	51.667	46.001	37.737	158.5	1:45:35.746
18		2:15.000	51.467	45.444	38.089	162.1	1:47:50.746
19		2:15.865	51.690	45.922	38.253	159.0	1:50:06.611
20		2:15.479	51.635	45.411	38.433	157.8	1:52:22.090
21		2:15.579	51.251	46.532	37.796	160.9	1:54:37.669
22		2:14.561	51.293	45.282	37.986	160.2	1:56:52.230
23		2:15.196	51.850	45.693	37.653	161.4	1:59:07.426
24		2:15.793	51.702	45.633	38.458	162.4	2:01:23.219
25			51.457			159.0	

46 UV-SAYAGO Citroen Saxo

SAXO UV-SAYAGO

Vta.	D	Tiempo	Sector 1	Sector 2	Sector 3	V. Max.	Elapsed
1		2:01:46.387	2:00:24.959	45.136	36.292	94.5	2:01:46.387

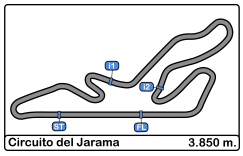

Circuito del Jarama
VI UV Endurance RACE Jarama
Carrera 8 horas resistencia
Analysis by Lap 2 Hours

Lap 1

Num	Lap Time	Gap
19	1:00:48.901	
33	1:00:50.442	01.541
1	1:00:52.490	03.589
10	1:00:59.372	10.471
14	1:01:01.200	12.299
2	1:01:07.251	18.350
12	1:01:09.038	20.137
32	1:01:13.001	24.100
21	1:01:13.507	24.606
27	1:01:15.940	27.039
20	1:01:17.896	28.995
6	1:01:18.317	29.416
28	1:01:19.081	30.180
26	1:01:19.936	31.035
31	1:01:21.918	33.017
34	1:01:27.903	39.002
9	1:01:32.439	43.538
22	1:01:39.659	50.758
16	1:01:46.061	57.160
11	1:01:49.929	1:01.028
29	1:01:56.806	1:07.905
8	1:02:04.294	1:15.393
7	1:02:14.729	1:25.828
30	1:02:16.147	1:27.246
3	1:02:19.412	1:30.511
17	1:02:21.984	1:33.083
5	1:02:41.697	1:52.796
25	1:02:44.741	1:55.840

Lap 2

Num	Lap Time	Gap
19	1:57.741	
1	2:04.667	10.515
33	2:10.889	14.689
14	2:02.894	17.452
10	2:09.286	22.016
2	2:03.016	23.625
21	1:57.003	23.868
12	2:02.449	24.845
32	2:02.234	28.593
27	2:02.705	32.003
6	2:06.394	38.069
20	2:07.138	38.392
31	2:04.419	39.695
28	2:08.452	40.891
40	1:03:28.258	1 Lap
26	2:08.553	41.847
34	2:02.461	43.722
9	2:04.097	49.894
16	2:00.106	59.525
11	2:00.658	1:03.945
22	2:15.021	1:08.038
29	2:05.495	1:15.659
8	2:05.752	1:23.404
7	2:09.145	1:37.232
30	2:08.381	1:37.886
3	2:08.117	1:40.887
17	2:05.956	1:41.298

Lap 3

Num	Lap Time	Gap
19	1:58.493	
5	2:07.372	1 Lap
25	2:15.170	1 Lap
1	2:03.060	15.082
14	2:03.864	22.823
21	1:57.907	23.282
33	2:09.251	25.447
2	2:02.742	27.874
12	2:02.023	28.375
32	2:02.807	32.907
10	2:10.965	34.488
27	2:03.503	37.013
6	2:05.233	44.809
31	2:04.339	45.541
20	2:07.428	47.327
28	2:06.068	48.466
26	2:07.155	50.509
34	2:06.418	51.647
9	2:05.012	56.413
16	2:00.316	1:01.348
11	1:59.218	1:04.670
22	2:11.377	1:20.922
29	2:05.222	1:22.388
8	2:05.467	1:30.378
7	2:08.893	1:47.632
30	2:08.748	1:48.141
17	2:05.528	1:48.333
3	2:08.217	1:50.611

Lap 4

Num	Lap Time	Gap
19	1:58.395	
5	2:07.538	1 Lap
1	2:03.169	19.856
21	1:57.063	21.950
14	2:03.709	28.137
25	2:14.226	1 Lap
2	2:03.192	32.671
12	2:03.133	33.113
33	2:09.414	36.466
32	2:02.931	37.443
27	2:02.751	41.369
10	2:09.378	45.471
31	2:02.882	50.028
6	2:06.233	52.647
28	2:04.501	54.572
20	2:06.593	55.525
34	2:02.436	55.688
26	2:06.755	58.869
9	2:03.400	1:01.418
16	1:59.025	1:01.978
11	1:59.814	1:06.089
29	2:05.315	1:29.308
22	2:12.104	1:34.631
8	2:04.656	1:36.639
17	2:07.141	1:57.079

Lap 5

Num	Lap Time	Gap
19	1:59.268	
7	2:10.273	1 Lap
30	2:10.615	1 Lap
3	2:08.309	1 Lap
21	1:57.501	20.183
5	2:07.374	1 Lap
1	2:03.046	23.634
14	2:02.843	31.712
2	2:03.277	36.680
12	2:03.007	36.852
32	2:03.782	41.957
33	2:08.558	45.756
27	2:03.821	45.922
25	2:16.403	1 Lap
10	2:07.956	54.159
31	2:03.772	54.532
6	2:04.253	57.632
34	2:01.758	58.178
28	2:05.467	1:00.771
16	1:59.011	1:01.721
20	2:05.549	1:01.806
9	2:02.424	1:04.574
11	2:00.436	1:07.257
26	2:09.313	1:08.914
29	2:05.452	1:35.492
8	2:05.274	1:42.645
22	2:13.650	1:49.013

Lap 6

Num	Lap Time	Gap
19	1:57.412	
17	2:06.173	1 Lap
3	2:07.819	1 Lap
7	2:10.023	1 Lap
30	2:09.943	1 Lap
21	1:57.608	20.379
1	2:02.291	28.513
5	2:07.408	1 Lap
14	2:03.036	37.336
12	2:01.720	41.160
2	2:03.157	42.425
40	7:58.663	4 Laps
32	2:02.544	47.089
18	1:11:29.133	5 Laps
27	2:04.389	52.899
33	2:09.418	57.762
31	2:03.288	1:00.408
25	2:14.227	1 Lap
16	2:02.197	1:06.506
6	2:07.585	1:07.805
10	2:12.121	1:08.868
28	2:06.683	1:10.042
9	2:03.073	1:10.235
11	2:00.915	1:10.760
20	2:08.348	1:12.742
34	2:19.593	1:20.359
26	2:09.403	1:20.905
29	2:05.485	1:43.565
8	2:08.105	1:53.338

Lap 7

Num	Lap Time	Gap
19	1:56.355	
22	2:10.664	1 Lap
17	2:05.716	1 Lap
21	1:57.796	21.820
3	2:07.925	1 Lap
7	2:09.106	1 Lap
30	2:08.888	1 Lap
1	2:01.772	33.930
5	2:07.242	1 Lap
14	2:03.730	44.711
12	2:01.975	46.780
2	2:01.946	48.016
32	2:03.031	53.765
27	2:03.480	1:00.024
40	2:17.365	4 Laps
31	2:04.172	1:08.225
33	2:09.309	1:10.716
16	2:01.567	1:11.718
11	1:59.750	1:14.155
6	2:05.555	1:17.005
9	2:04.437	1:18.317
28	2:07.535	1:21.222
20	2:06.011	1:22.398

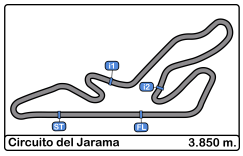

Circuito del Jarama
VI UV Endurance RACE Jarama
Carrera 8 horas resistencia
Analysis by Lap 2 Hours

Num	Lap Time	Gap
10	2:11.852	1:24.365
25	2:23.984	1 Lap
26	2:08.175	1:32.725
34	2:10.647	1:34.651
18	2:43.808	5 Laps
29	2:04.699	1:51.909
Num	**Lap Time**	**Gap**
Lap 8		
19	1:56.928	
8	2:06.332	1 Lap
22	2:11.081	1 Lap
21	1:57.540	22.432
17	2:06.331	1 Lap
3	2:08.127	1 Lap
7	2:08.081	1 Lap
30	2:08.491	1 Lap
1	2:02.248	39.250
14	2:03.410	51.193
12	2:01.939	51.791
5	2:07.986	1 Lap
2	2:02.250	53.338
32	2:02.899	59.736
27	2:03.765	1:06.861
31	2:03.356	1:14.653
16	2:00.276	1:15.066
11	2:01.430	1:18.657
33	2:09.926	1:23.714
9	2:03.347	1:24.736
6	2:09.081	1:29.158
40	2:18.585	4 Laps
28	2:05.200	1:29.494
20	2:04.779	1:30.249
10	2:08.387	1:35.824
26	2:08.048	1:43.845
34	2:07.813	1:45.536
18	2:15.785	5 Laps
Num	**Lap Time**	**Gap**
Lap 9		
19	1:57.706	
29	2:05.758	1 Lap

Num	Lap Time	Gap
25	2:34.297	2 Laps
8	2:06.091	1 Lap
21	1:57.416	22.142
17	2:05.931	1 Lap
22	2:13.372	1 Lap
1	2:04.254	45.798
3	2:09.615	1 Lap
7	2:08.379	1 Lap
30	2:09.866	1 Lap
12	2:01.931	56.016
14	2:03.528	57.015
2	2:02.212	57.844
5	2:07.454	1 Lap
32	2:02.625	1:04.655
27	2:03.292	1:12.447
16	2:00.589	1:17.949
11	1:59.172	1:20.123
31	2:04.802	1:21.749
9	2:02.768	1:29.798
33	2:09.170	1:35.178
6	2:05.271	1:36.723
28	2:05.762	1:37.550
20	2:06.272	1:38.815
10	2:09.928	1:48.046
40	2:18.300	4 Laps
26	2:07.846	1:53.985
34	2:07.966	1:55.796
Num	**Lap Time**	**Gap**
Lap 10		
19	1:58.233	
29	2:05.401	1 Lap
18	2:16.865	6 Laps
21	1:57.126	21.035
8	2:05.951	1 Lap
25	2:11.640	2 Laps
17	2:05.944	1 Lap
22	2:11.847	1 Lap
1	2:03.072	50.637
3	2:07.861	1 Lap
7	2:08.181	1 Lap

Num	Lap Time	Gap
30	2:07.765	1 Lap
12	2:01.952	59.735
14	2:02.156	1:00.938
2	2:02.097	1:01.708
32	2:04.128	1:10.550
5	2:08.042	1 Lap
27	2:03.321	1:17.535
16	1:59.766	1:19.482
11	1:59.681	1:21.571
31	2:03.067	1:26.583
9	2:02.382	1:33.947
6	2:06.922	1:45.412
33	2:08.841	1:45.786
28	2:08.252	1:47.569
20	2:08.528	1:49.110
Num	**Lap Time**	**Gap**
Lap 11		
19	1:57.592	
10	2:08.218	1 Lap
26	2:06.460	1 Lap
34	2:09.007	1 Lap
40	2:20.274	5 Laps
29	2:05.972	1 Lap
21	1:57.726	21.169
8	2:04.504	1 Lap
18	2:16.337	6 Laps
25	2:12.253	2 Laps
17	2:05.157	1 Lap
1	2:03.692	56.737
12	2:02.217	1:04.360
3	2:09.627	1 Lap
22	2:16.983	1 Lap
2	2:05.206	1:09.322
14	2:06.215	1:09.561
7	2:11.041	1 Lap
30	2:09.515	1 Lap
32	2:03.110	1:16.068
16	1:59.611	1:21.501
5	2:07.639	1 Lap
27	2:04.139	1:24.082

Num	Lap Time	Gap
11	2:00.900	1:24.879
31	2:03.336	1:32.327
9	2:02.716	1:39.071
24	1:22:07.942	10 Laps
6	2:05.968	1:53.788
33	2:07.781	1:55.975
28	2:06.564	1:56.541
Num	**Lap Time**	**Gap**
Lap 12		
19	1:57.237	
10	2:07.724	1 Lap
26	2:07.300	1 Lap
21	1:57.912	21.844
34	2:12.933	1 Lap
29	2:05.969	1 Lap
40	2:17.962	5 Laps
8	2:05.303	1 Lap
18	2:13.579	6 Laps
17	2:05.467	1 Lap
25	2:15.419	2 Laps
1	2:02.534	1:02.034
12	2:02.204	1:09.327
2	2:02.574	1:14.659
14	2:03.750	1:16.074
3	2:09.062	1 Lap
7	2:08.561	1 Lap
32	2:03.449	1:22.280
30	2:09.675	1 Lap
16	1:59.550	1:23.814
22	2:17.720	1 Lap
11	2:01.703	1:29.345
27	2:04.313	1:31.158
5	2:07.408	1 Lap
31	2:03.422	1:38.512
9	2:02.953	1:44.787
Num	**Lap Time**	**Gap**
Lap 13		
19	1:58.462	
6	2:09.677	1 Lap
28	2:07.681	1 Lap

Num	Lap Time	Gap
33	2:10.472	1 Lap
21	1:57.500	20.882
10	2:08.539	1 Lap
26	2:11.557	1 Lap
20	4:35.107	2 Laps
29	2:07.920	1 Lap
34	2:13.004	1 Lap
8	2:05.849	1 Lap
40	2:16.968	5 Laps
17	2:07.163	1 Lap
18	2:14.195	6 Laps
1	2:03.673	1:07.245
12	2:03.091	1:13.956
2	2:02.564	1:18.761
14	2:02.655	1:20.267
16	2:00.974	1:26.326
32	2:04.191	1:28.009
3	2:08.846	1 Lap
11	1:59.983	1:30.866
7	2:08.763	1 Lap
30	2:08.659	1 Lap
27	2:02.924	1:35.620
5	2:06.810	1 Lap
31	2:04.041	1:44.091
22	2:14.567	1 Lap
9	2:02.755	1:49.080
Num	**Lap Time**	**Gap**
Lap 14		
19	1:57.898	
6	2:07.929	1 Lap
28	2:07.248	1 Lap
21	1:57.861	20.845
33	2:09.198	1 Lap
10	2:07.610	1 Lap
29	2:04.442	1 Lap
34	2:06.598	1 Lap
8	2:05.776	1 Lap
1	2:01.908	1:11.255
40	2:15.797	5 Laps
17	2:04.881	1 Lap

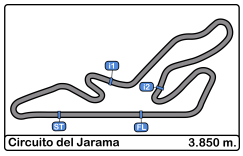

Circuito del Jarama
VI UV Endurance RACE Jarama
Carrera 8 horas resistencia
Analysis by Lap 2 Hours

Num	Lap Time	Gap
18	2:12.409	6 Laps
2	2:02.945	1:23.808
14	2:02.434	1:24.803
16	1:59.005	1:27.433
32	2:02.414	1:32.525
11	1:59.861	1:32.829
3	2:07.800	1 Lap
27	2:02.584	1:40.306
7	2:09.701	1 Lap
30	2:09.699	1 Lap
31	2:03.821	1:50.014
5	2:08.352	1 Lap
9	2:02.848	1:54.030
25	4:55.707	3 Laps
Num	**Lap Time**	**Gap**
Lap 15		
19	1:58.090	
22	2:13.941	2 Laps
21	1:57.577	20.332
28	2:06.561	1 Lap
33	2:09.951	1 Lap
6	2:14.623	1 Lap
10	2:07.873	1 Lap
26	4:17.622	2 Laps
29	2:04.888	1 Lap
34	2:02.161	1 Lap
8	2:04.946	1 Lap
20	4:36.355	3 Laps
1	2:02.593	1:15.758
17	2:05.197	1 Lap
40	2:15.353	5 Laps
2	2:03.143	1:28.861
16	1:59.891	1:29.234
14	2:03.161	1:29.874
11	1:59.293	1:34.032
18	2:14.671	6 Laps
32	2:03.786	1:38.221
27	2:03.115	1:45.331
3	2:07.598	1 Lap
31	2:05.938	1:57.862

Num	Lap Time	Gap
30	2:10.275	1 Lap
9	2:02.235	1:58.175
5	2:07.662	1 Lap
22	2:11.082	1 Lap
Num	**Lap Time**	**Gap**
Lap 16		
21	1:57.289	
12	5:12.346	2 Laps
28	2:05.784	1 Lap
33	2:08.295	1 Lap
6	2:08.687	1 Lap
10	2:09.324	1 Lap
34	2:01.306	1 Lap
29	2:05.206	1 Lap
8	2:05.011	1 Lap
1	2:03.453	1:01.590
17	2:06.496	1 Lap
20	2:15.068	3 Laps
16	1:59.344	1:10.957
2	2:02.784	1:14.024
14	2:02.719	1:14.972
11	1:59.192	1:15.603
32	2:04.472	1:25.072
40	2:17.429	5 Laps
27	2:03.774	1:31.484
18	2:11.072	6 Laps
3	2:07.881	1 Lap
9	2:01.229	1:41.783
7	4:21.828	2 Laps
30	2:10.377	1 Lap
5	2:07.670	1 Lap
Num	**Lap Time**	**Gap**
Lap 17		
21	1:57.970	
22	2:13.026	2 Laps
28	2:05.516	1 Lap
19	4:47.538	1 Lap
33	2:08.563	1 Lap
6	2:08.194	1 Lap
10	2:08.315	1 Lap

Num	Lap Time	Gap
29	2:03.514	1 Lap
34	2:06.528	1 Lap
8	2:05.054	1 Lap
1	2:03.661	1:07.281
16	2:01.285	1:14.272
17	2:07.542	1 Lap
2	2:02.840	1:18.894
11	2:02.537	1:20.170
14	2:05.139	1:22.141
20	2:15.546	3 Laps
32	2:03.746	1:30.848
27	2:03.363	1:36.877
18	2:10.796	6 Laps
9	2:02.669	1:46.482
40	2:16.239	5 Laps
Num	**Lap Time**	**Gap**
Lap 18		
21	1:57.318	
5	2:07.245	2 Laps
30	2:10.985	2 Laps
22	2:12.767	2 Laps
28	2:06.380	1 Lap
6	2:05.670	1 Lap
33	2:09.182	1 Lap
29	2:09.408	1 Lap
10	2:13.483	1 Lap
34	2:13.211	1 Lap
8	2:05.214	1 Lap
1	2:02.534	1:12.497
16	2:00.447	1:17.401
11	1:59.864	1:22.716
2	2:02.967	1:24.543
14	2:02.927	1:27.750
17	2:09.850	1 Lap
31	5:47.568	2 Laps
32	2:04.571	1:38.101
27	2:03.499	1:43.058
20	2:14.069	3 Laps
9	2:03.404	1:52.568

Num	Lap Time	Gap
Lap 19		
21	1:57.539	
18	2:13.200	7 Laps
40	2:14.088	6 Laps
5	2:07.749	2 Laps
30	2:10.919	2 Laps
28	2:05.651	1 Lap
22	2:12.363	2 Laps
19	4:13.692	2 Laps
33	2:12.766	1 Lap
29	2:05.502	1 Lap
10	2:09.037	1 Lap
12	6:51.091	4 Laps
8	2:06.669	1 Lap
34	2:12.400	1 Lap
1	2:02.532	1:17.490
16	1:59.800	1:19.662
11	1:59.212	1:24.389
2	2:02.367	1:29.371
14	2:02.996	1:33.207
17	2:07.067	1 Lap
27	2:02.914	1:48.433
9	2:02.270	1:57.299
Num	**Lap Time**	**Gap**
Lap 20		
21	1:57.434	
20	2:13.825	4 Laps
3	6:13.788	4 Laps
18	2:11.747	7 Laps
40	2:14.045	6 Laps
5	2:07.332	2 Laps
30	2:11.348	2 Laps
28	2:06.768	1 Lap
19	1:58.749	2 Laps
22	2:10.572	2 Laps
29	2:05.673	1 Lap
33	2:13.003	1 Lap
16	1:59.502	1:21.730
10	2:09.202	1 Lap
1	2:04.498	1:24.554

Num	Lap Time	Gap
11	2:00.613	1:27.568
12	2:20.067	4 Laps
34	2:16.382	1 Lap
2	2:03.195	1:35.132
14	2:04.005	1:39.778
7	7:41.861	5 Laps
27	2:03.477	1:54.476
Num	**Lap Time**	**Gap**
Lap 21		
21	1:57.726	
9	2:05.265	1 Lap
20	2:11.412	4 Laps
18	2:12.067	7 Laps
5	2:07.176	2 Laps
40	2:15.449	6 Laps
30	2:11.087	2 Laps
19	1:58.889	2 Laps
6	6:09.803	3 Laps
22	2:11.202	2 Laps
25	13:22.561	9 Laps
31	5:43.452	4 Laps
16	2:00.241	1:24.245
29	2:10.737	1 Lap
1	2:03.264	1:30.092
11	2:02.257	1:32.099
33	2:12.066	1 Lap
10	2:09.385	1 Lap
2	2:04.186	1:41.592
34	2:09.221	1 Lap
14	2:03.758	1:45.810
12	2:20.051	4 Laps
7	2:11.727	5 Laps
Num	**Lap Time**	**Gap**
Lap 22		
21	1:58.399	
27	2:03.445	1 Lap
9	2:03.918	1 Lap
20	2:10.345	4 Laps
5	2:07.187	2 Laps
18	2:11.696	7 Laps

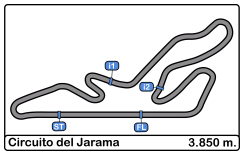

Circuito del Jarama
VI UV Endurance RACE Jarama
Carrera 8 horas resistencia
Analysis by Lap 2 Hours

Num	Lap Time	Gap
19	1:57.908	2 Laps
40	2:15.566	6 Laps
30	2:11.935	2 Laps
32	7:19.826	3 Laps
22	2:14.555	2 Laps
16	1:59.462	1:25.308
29	2:05.205	1 Lap
31	2:08.134	4 Laps
11	1:59.723	1:33.423
1	2:03.640	1:35.333
25	2:25.059	9 Laps
10	2:07.851	1 Lap
2	2:02.659	1:45.852
33	2:13.074	1 Lap
14	2:02.882	1:50.293
34	2:08.654	1 Lap

Lap 23

Num	Lap Time	Gap
21	2:00.150	
27	2:03.891	1 Lap
7	2:11.231	6 Laps
9	2:03.517	1 Lap
3	6:09.828	6 Laps
12	2:25.076	5 Laps
20	2:11.089	4 Laps
19	1:56.422	2 Laps
5	2:07.867	2 Laps
8	7:53.996	4 Laps
30	2:11.140	2 Laps
40	2:15.405	6 Laps
16	2:00.735	1:25.893
11	2:00.756	1:34.029
29	2:05.623	1 Lap
1	2:01.792	1:36.975
31	2:07.673	4 Laps
22	2:15.912	2 Laps
18	2:57.702	7 Laps
2	2:03.058	1:48.760
10	2:09.385	1 Lap
14	2:02.962	1:53.105
33	2:11.105	1 Lap
25	2:22.404	9 Laps
34	2:11.779	1 Lap
7	2:10.613	5 Laps
3	2:07.411	5 Laps
12	2:19.126	4 Laps
19	1:56.876	1 Lap
20	2:11.291	3 Laps
5	2:08.579	1 Lap
17	9:29.898	4 Laps
30	2:10.613	1 Lap

Lap 24

Num	Lap Time	Gap
16	2:00.018	
40	2:15.000	6 Laps
24	25:48.161	22 Laps
11	2:01.937	10.055
1	2:02.486	13.550
29	2:05.742	1 Lap
6	6:42.480	5 Laps
31	2:05.317	4 Laps
2	2:02.421	25.270
22	2:12.513	2 Laps
14	2:04.232	31.426
10	2:09.721	1 Lap
33	2:11.084	1 Lap
32	5:06.272	4 Laps
34	2:21.231	1 Lap
25	2:23.835	9 Laps
7	2:09.827	5 Laps
3	2:06.537	5 Laps
19	1:57.388	1 Lap
12	2:18.897	4 Laps
20	2:10.991	3 Laps
5	2:08.962	1 Lap
21	5:16.682	1:50.771

Lap 25

Num	Lap Time	Gap
16	2:00.546	
30	2:11.276	2 Laps
11	2:02.042	11.551
1	2:02.294	15.298
40	2:15.865	6 Laps
29	2:04.141	1 Lap
2	2:02.901	27.625
31	2:11.488	4 Laps
6	2:12.981	5 Laps
14	2:04.438	35.318
22	2:11.911	2 Laps
10	2:10.008	1 Lap
32	2:07.380	4 Laps
33	2:13.012	1 Lap
8	5:13.777	5 Laps
7	2:11.418	5 Laps
3	2:09.842	5 Laps
19	1:58.006	1 Lap
25	2:23.543	9 Laps
28	12:20.100	5 Laps
20	2:12.088	3 Laps
5	2:10.252	1 Lap
12	2:21.817	4 Laps

Lap 26

Num	Lap Time	Gap
16	2:01.595	
1	2:03.590	17.293
30	2:11.982	2 Laps
29	2:05.606	1 Lap
2	2:03.074	29.104
40	2:15.479	6 Laps
31	2:05.870	4 Laps
14	2:05.346	39.069
6	2:12.432	5 Laps
22	2:13.941	2 Laps
10	2:09.380	1 Lap
32	2:06.195	4 Laps
33	2:12.268	1 Lap
8	2:09.279	5 Laps
19	1:56.643	1 Lap
3	2:07.606	5 Laps
7	2:11.785	5 Laps
17	5:56.398	6 Laps
27	9:07.775	3 Laps
25	2:21.948	9 Laps
20	2:09.065	3 Laps
5	2:10.477	1 Lap

Lap 27

Num	Lap Time	Gap
16	2:01.059	
12	2:21.464	5 Laps
1	2:03.459	19.693
29	2:04.194	1 Lap
30	2:11.072	2 Laps
2	2:02.938	30.983
31	2:05.733	4 Laps
14	2:03.224	41.234
40	2:15.579	6 Laps
34	5:49.116	3 Laps
6	2:09.779	5 Laps
22	2:09.925	2 Laps
10	2:07.873	1 Lap
32	2:05.969	4 Laps
19	1:57.918	1 Lap
8	2:11.933	5 Laps
3	2:07.152	5 Laps
7	2:09.984	5 Laps
21	5:45.960	2 Laps
17	2:08.864	6 Laps
9	11:12.191	4 Laps

Lap 28

Num	Lap Time	Gap
16	2:01.300	
20	2:10.942	4 Laps
25	2:22.936	10 Laps
5	2:11.642	2 Laps
1	2:04.949	23.342
29	2:05.086	1 Lap
2	2:03.990	33.673
12	2:20.925	5 Laps
30	2:11.481	2 Laps
31	2:04.536	4 Laps
14	2:03.916	43.850
28	5:04.910	7 Laps
40	2:14.561	6 Laps
6	2:09.608	5 Laps
19	1:56.916	1 Lap
10	2:07.579	1 Lap
32	2:05.538	4 Laps
22	2:15.206	2 Laps
8	2:08.662	5 Laps
3	2:06.147	5 Laps
21	1:59.649	2 Laps
7	2:09.684	5 Laps
27	4:11.417	4 Laps
11	7:48.842	2 Laps
17	2:07.849	6 Laps
20	2:09.866	3 Laps
25	2:22.655	9 Laps

Lap 29

Num	Lap Time	Gap
1	2:06.530	
2	2:05.159	08.960
29	2:08.498	1 Lap
31	2:05.348	4 Laps
30	2:10.906	2 Laps
12	2:20.894	5 Laps
28	2:11.630	7 Laps
19	1:58.084	1 Lap
6	2:10.562	5 Laps
40	2:15.196	6 Laps
32	2:06.977	4 Laps
22	2:14.038	2 Laps
21	1:58.346	2 Laps
8	2:07.972	5 Laps
3	2:07.797	5 Laps
7	2:09.245	5 Laps
33	6:56.225	3 Laps
17	2:07.628	6 Laps
27	2:15.810	4 Laps
9	4:20.800	5 Laps
20	2:10.043	3 Laps

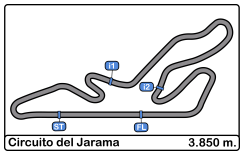

Circuito del Jarama
VI UV Endurance RACE Jarama
Carrera 8 horas resistencia
Analysis by Lap 2 Hours

Num	Lap Time	Gap
Lap 30		
1	2:06.246	
2	2:03.306	06.020
29	2:05.635	1 Lap
25	2:21.778	10 Laps
31	2:05.024	4 Laps
19	1:57.708	1 Lap
30	2:12.792	2 Laps
28	2:11.833	7 Laps
12	2:20.206	5 Laps
6	2:08.319	5 Laps
32	2:05.439	4 Laps
21	1:58.122	2 Laps
40	2:15.793	6 Laps
11	3:42.614	3 Laps
8	2:07.636	5 Laps
22	2:18.830	2 Laps
3	2:07.944	5 Laps
16	5:52.550	1 Lap
46	2:01:46.387	29 Laps
7	2:10.364	5 Laps
17	2:06.446	6 Laps
27	2:12.754	4 Laps
9	2:06.265	5 Laps
20	2:08.734	3 Laps

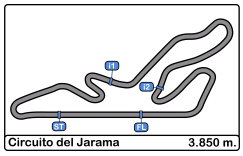

Circuito del Jarama
VI UV Endurance RACE Jarama
Carrera 8 horas resistencia
Best Sectors Results 2 Hours

	Sector - 1			Sector - 2			Sector - 3			Vuelta Ideal vs Mejor Vuelta					
Clas	Nº	Equipo	Tiempo	Nº	Equipo	Tiempo	Nº	Equipo	Tiempo	Clas	Nº	Equipo	Vta. Ideal	Mejor Vta.	Clas
1	19	RACING TO ENJOY	43.869	19	RACING TO ENJOY	38.436	19	RACING TO ENJOY	32.025	1	19	RACING TO ENJOY	1:54.330	1:54.495	1
2	24	VSR MTORSPORT	44.521	24	VSR MTORSPORT	38.816	24	VSR MTORSPORT	32.232	2	24	VSR MTORSPORT	1:55.569	1:55.667	2
3	21	BOYACA VSR	44.686	21	BOYACA VSR	39.134	21	BOYACA VSR	32.679	3	21	BOYACA VSR	1:56.499	1:56.761	3
4	11	M&M RACING TEAM	44.828	11	M&M RACING TEAM	39.251	16	RRO RACING VSR	32.904	4	11	M&M RACING TEAM	1:57.074	1:57.689	4
5	16	RRO RACING VSR	45.094	16	RRO RACING VSR	39.374	11	M&M RACING TEAM	32.995	5	16	RRO RACING VSR	1:57.372	1:58.293	5
6	34	RRB COMPETICION	45.973	34	RRB COMPETICION	39.860	1	ASAP RACING	33.430	6	34	RRB COMPETICION	1:59.471	1:59.776	6
7	32	PUNTAL PRODUCTI	46.081	32	PUNTAL PRODUCTI	40.333	34	RRB COMPETICION	33.638	7	32	PUNTAL PRODUCTI	2:00.425	2:01.652	10
8	9	JDM MOTOR 1	46.258	1	ASAP RACING	40.608	9	JDM MOTOR 1	33.820	8	1	ASAP RACING	2:00.565	2:00.846	7
9	26	PIKANTO RACING	46.379	26	PIKANTO RACING	40.611	12	M.BOSS RACING	34.007	9	9	JDM MOTOR 1	2:00.966	2:01.229	8
10	1	ASAP RACING	46.527	12	M.BOSS RACING	40.682	32	PUNTAL PRODUCTI	34.011	10	26	PIKANTO RACING	2:01.217	2:01.981	12
11	12	M.BOSS RACING	46.622	14	OLIMPIA RACING	40.720	14	OLIMPIA RACING	34.045	11	12	M.BOSS RACING	2:01.311	2:01.593	9
12	2	BMOVIE	46.642	9	JDM MOTOR 1	40.888	27	RG MOTORSPORT	34.172	12	14	OLIMPIA RACING	2:01.482	2:02.002	13
13	14	OLIMPIA RACING	46.717	2	BMOVIE	40.952	2	BMOVIE	34.200	13	2	BMOVIE	2:01.794	2:01.946	11
14	27	RG MOTORSPORT	46.843	27	RG MOTORSPORT	40.966	26	PIKANTO RACING	34.227	14	27	RG MOTORSPORT	2:01.981	2:02.201	14
15	6	CHAMAQUITOS	46.957	31	EB RACING	41.004	31	EB RACING	34.260	15	31	EB RACING	2:02.283	2:02.546	15
16	31	EB RACING	47.019	29	ALPHA RACING	41.466	6	CHAMAQUITOS	34.638	16	29	ALPHA RACING	2:03.334	2:03.514	16
17	29	ALPHA RACING	47.148	17	SAOCA SPORT	41.489	28	EMAN EGURRE	34.695	17	6	CHAMAQUITOS	2:03.736	2:04.253	17
18	20	CLASICOS REDAN	47.350	8	HLT MK3	41.624	17	SAOCA SPORT	34.706	18	17	SAOCA SPORT	2:03.792	2:04.412	19
19	28	EMAN EGURRE	47.391	10	FANSI GARAJE 49	41.777	29	ALPHA RACING	34.720	19	20	CLASICOS REDAN	2:03.975	2:04.521	21
20	8	HLT MK3	47.430	20	CLASICOS REDAN	41.803	20	CLASICOS REDAN	34.822	20	8	HLT MK3	2:04.040	2:04.267	18
21	10	FANSI GARAJE 49	47.443	28	EMAN EGURRE	41.962	8	HLT MK3	34.986	21	28	EMAN EGURRE	2:04.048	2:04.501	20
22	17	SAOCA SPORT	47.597	6	CHAMAQUITOS	42.141	10	FANSI GARAJE 49	35.055	22	10	FANSI GARAJE 49	2:04.275	2:04.630	22
23	3	ANGALI RACING	47.906	3	ANGALI RACING	42.311	3	ANGALI RACING	35.243	23	3	ANGALI RACING	2:05.460	2:06.147	23
24	5	DE DIEGO MOTOR	47.985	7	NATARA SPORT	42.608	5	DE DIEGO MOTOR	35.418	24	5	DE DIEGO MOTOR	2:06.326	2:06.562	24
25	33	AMAZON SPORT 1	48.660	30	PLIPETTI'S RACING	42.894	33	AMAZON SPORT 1	35.485	25	7	NATARA SPORT	2:06.962	2:07.481	25
26	46	UV-SAYAGO	48.725	5	DE DIEGO MOTOR	42.923	7	NATARA SPORT	35.615	26	33	AMAZON SPORT 1	2:07.159	2:07.781	27
27	7	NATARA SPORT	48.739	33	AMAZON SPORT 1	43.014	30	PLIPETTI'S RACING	35.684	27	30	PLIPETTI'S RACING	2:07.489	2:07.765	26
28	30	PLIPETTI'S RACING	48.911	46	UV-SAYAGO	43.435	46	UV-SAYAGO	35.816	28	46	UV-SAYAGO	2:07.976	2:08.577	28
29	18	SAAB ENDURANCE	49.275	22	ABOGADO AMIGO	43.713	25	POLESTAR TEAM	36.202	29	22	ABOGADO AMIGO	2:09.665	2:09.925	29
30	22	ABOGADO AMIGO	49.479	25	POLESTAR TEAM	43.787	22	ABOGADO AMIGO	36.473	30	18	SAAB ENDURANCE	2:09.927	2:10.180	30
31	25	POLESTAR TEAM	49.972	18	SAAB ENDURANCE	44.082	18	SAAB ENDURANCE	36.570	31	25	POLESTAR TEAM	2:09.961	2:11.640	31
32	40	UV-TEC	51.129	40	UV-TEC	44.855	40	UV-TEC	37.451	32	40	UV-TEC	2:13.435	2:14.045	32

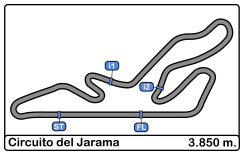

Circuito del Jarama
VI UV Endurance RACE Jarama
Carrera 8 horas resistencia
Leader Sequence 2 Hours

Nº	Equipo	Vehiculo	Cat	Vta.Inicio	Vta. Fin	Vtas	Total Vtas.
19	RACING TO ENJOY	BMW E36 325i	3	1	**44**	44	44
21	BOYACA VSR	BMW 320i E36	3	45	**52**	8	8
16	RRO RACING VSR	BMW 325I e36	3	53	**57**	5	5
1	ASAP RACING	Honda Civic EG5	1	58	**60**	3	3
19	RACING TO ENJOY	BMW E36 325i	3	61	**62**	2	46

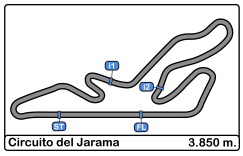

Circuito del Jarama
VI UV Endurance RACE Jarama
Carrera 8 horas resistencia
Best 5 Lap Times 2 Hours

					Mejor 1		Mejor 2		Mejor 3		Mejor 4		Mejor 5	
Clas	**Nº**	**Equipo**	**Vehiculo**	**Cat**	**Tiempo**	**Vta.**	**Tiempo**	**Vta.**	**Tiempo**	**Vta.**	**Tiempo**	**Vta.**	**Tiempo**	**Vta.**
1	**19**	RACING TO ENJOY	BMW E36 325i	3	**1:54.495**	10	1:55.084	11	1:55.219	15	1:55.234	5	1:55.295	14
2	**24**	VSR MTORSPORT	BMW 325i E36	3	**1:55.667**	10	1:55.845	2	1:55.917	3	1:56.020	4	1:56.107	6
3	**21**	BOYACA VSR	BMW 320i E36	3	**1:56.761**	28	1:56.766	11	1:57.003	31	1:57.063	33	1:57.126	39
4	**11**	M&M RACING TEAM	BMW E30 325i	3	**1:57.689**	3	1:57.857	10	1:58.134	2	1:58.345	12	1:58.407	20
5	**16**	RRO RACING VSR	BMW 325I e36	3	**1:58.293**	17	1:58.432	13	1:58.471	18	1:58.475	20	1:58.613	23
6	**34**	RRB COMPETICION	Renault Clio	2	**1:59.776**	22	2:00.306	23	2:00.841	11	2:00.899	10	2:00.959	24
7	**1**	ASAP RACING	Honda Civic EG5	1	**2:00.846**	15	2:00.932	11	2:01.436	12	2:01.543	13	2:01.654	5
8	**9**	JDM MOTOR 1	BMW E30 325i	3	**2:01.229**	44	2:02.235	43	2:02.270	47	2:02.382	38	2:02.424	33
9	**12**	M.BOSS RACING	VW Golf MK3	2	**2:01.593**	24	2:01.720	34	2:01.792	29	2:01.931	37	2:01.939	36
10	**32**	PUNTAL PRODUCTIONS	BMW 325i E36	3	**2:01.652**	25	2:01.768	26	2:01.887	23	2:02.232	2	2:02.234	30
11	**2**	BMOVIE	BMW E36 320i	2	**2:01.946**	35	2:02.097	38	2:02.212	37	2:02.250	36	2:02.280	20
12	**26**	PIKANTO RACING	Seat Toledo	2	**2:01.981**	10	2:02.115	4	2:02.158	25	2:02.173	19	2:02.328	2
13	**14**	OLIMPIA RACING	VW Golf MK2	2	**2:02.002**	2	2:02.012	11	2:02.081	6	2:02.126	12	2:02.146	14
14	**27**	RG MOTORSPORT	VW Golf MK2	2	**2:02.201**	27	2:02.532	6	2:02.584	42	2:02.669	16	2:02.705	30
15	**31**	EB RACING	BMW 325i E36	3	**2:02.546**	24	2:02.559	11	2:02.858	13	2:02.882	32	2:02.905	27
16	**29**	ALPHA RACING	BMW Compact	2	**2:03.514**	44	2:04.141	52	2:04.194	54	2:04.229	15	2:04.311	14
17	**6**	CHAMAQUITOS	Honda Civic EG4	1	**2:04.253**	32	2:04.533	24	2:04.537	23	2:04.791	3	2:04.988	19
18	**8**	HLT MK3	VW Golf MK3	2	**2:04.267**	12	2:04.504	38	2:04.581	19	2:04.656	32	2:04.681	5
19	**17**	SAOCA SPORT	HONDA Civic	1	**2:04.412**	29	2:04.881	41	2:04.932	15	2:05.033	28	2:05.157	38
20	**28**	EMAN EGURRE RACING TEAM	BMW E36 325i	3	**2:04.501**	31	2:04.976	10	2:04.980	19	2:05.052	12	2:05.200	35
21	**20**	CLASICOS REDAN	BMW 325i E30	3	**2:04.521**	6	2:04.779	34	2:04.991	16	2:05.132	15	2:05.167	12
22	**10**	FANSI GARAJE 49	BMW 318ti	2	**2:04.630**	3	2:04.734	2	2:05.615	5	2:05.881	4	2:06.878	11
23	**3**	ANGALI RACING OURENSE	BMW E36 320i	2	**2:06.147**	50	2:06.537	46	2:07.152	49	2:07.408	21	2:07.411	45
24	**5**	DE DIEGO MOTORSPORT	Citroen Saxo	SAXO	**2:06.562**	19	2:06.604	2	2:06.706	10	2:06.809	3	2:06.810	40
25	**7**	NATARA SPORT	Honda Civic	1	**2:07.481**	10	2:07.713	11	2:07.899	2	2:08.081	34	2:08.085	14
26	**30**	PLIPETTI'S RACING TEAM	VW Golf GTI	2	**2:07.765**	36	2:08.022	6	2:08.344	11	2:08.377	15	2:08.381	29
27	**33**	AMAZON SPORT 1	VW Golf MK3	2	**2:07.781**	36	2:07.951	14	2:08.295	40	2:08.558	30	2:08.563	41
28	**46**	UV-SAYAGO	Citroen Saxo	SAXO	**2:08.577**	10	2:09.034	12	2:09.051	11	2:09.074	4	2:09.252	13
29	**22**	ABOGADO AMIGO TEAM	Citroen Saxo	SAXO	**2:09.925**	51	2:10.148	10	2:10.572	44	2:10.587	22	2:10.664	32
30	**18**	SAAB ENDURANCE RACING SO	SAAB	2	**2:10.180**	20	2:10.796	33	2:10.921	19	2:11.072	32	2:11.696	37
31	**25**	POLESTAR TEAM	Volvo 850	3	**2:11.640**	34	2:11.785	23	2:11.903	2	2:11.999	3	2:12.253	35
32	**40**	UV-TEC	Citroen Saxo	SAXO	**2:14.045**	39	2:14.088	38	2:14.561	47	2:15.000	43	2:15.196	48

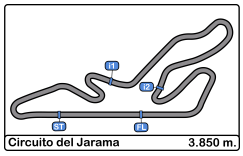

Circuito del Jarama
VI UV Endurance RACE Jarama
Carrera 8 horas resistencia
Best 5 Top Speeds 2 Hours

					Maxima 1		Maxima 2		Maxima 3		Maxima 4		Maxima 5		
Clas	**Nº**	**Equipo**	**Vehiculo**	**Cat**	**Km/h**	**Vta.**	**Km/h**	**Vta.**	**Km/h**	**Vta.**	**Km/h**	**Vta.**	**Km/h**	**Vta.**	**Media**
1	**19**	RACING TO ENJOY	BMW E36 325i	3	**203.0**	24	202.6	13	202.6	23	200.3	21	200.3	55	201.8
2	**11**	M&M RACING TEAM	BMW E30 325i	3	**201.4**	15	201.4	22	198.8	5	198.8	6	198.5	38	199.8
3	**21**	BOYACA VSR	BMW 320i E36	3	**198.8**	21	198.8	25	198.8	30	198.8	41	198.5	11	198.8
4	**24**	VSR MTORSPORT	BMW 325i E36	3	**197.8**	3	197.4	22	196.3	6	196.0	13	194.5	2	196.4
5	**9**	JDM MOTOR 1	BMW E30 325i	3	**193.8**	43	192.8	39	192.8	44	192.5	34	192.5	36	192.9
6	**16**	RRO RACING VSR	BMW 325I e36	3	**193.5**	2	191.8	29	188.8	16	186.2	19	184.6	3	189.0
7	**31**	EB RACING	BMW 325i E36	3	**193.5**	20	191.4	16	191.4	24	190.8	15	190.1	2	191.4
8	**12**	M.BOSS RACING	VW Golf MK3	2	**192.8**	19	191.4	14	191.1	12	190.1	32	189.8	3	191.0
9	**32**	PUNTAL PRODUCTIONS	BMW 325i E36	3	**192.1**	12	192.1	25	192.1	29	191.8	3	191.8	26	192.0
10	**27**	RG MOTORSPORT	VW Golf MK2	2	**191.8**	27	190.4	3	189.4	28	189.1	34	188.4	15	189.8
11	**34**	RRB COMPETICION	Renault Clio	2	**191.1**	40	190.1	24	188.1	15	187.5	2	187.1	23	188.8
12	**1**	ASAP RACING	Honda Civic EG5	1	**189.8**	41	189.1	15	188.1	17	188.1	18	187.8	2	188.6
13	**10**	FANSI GARAJE 49	BMW 318ti	2	**189.8**	2	188.4	3	187.5	4	184.9	5	181.5	7	186.4
14	**20**	CLASICOS REDAN	BMW 325i E30	3	**187.8**	7	185.8	2	185.2	3	184.3	11	183.9	12	185.4
15	**33**	AMAZON SPORT 1	VW Golf MK3	2	**186.5**	17	184.9	3	184.6	39	183.0	21	182.4	42	184.3
16	**14**	OLIMPIA RACING	VW Golf MK2	2	**186.2**	2	185.2	38	185.2	39	184.9	6	184.6	13	185.2
17	**26**	PIKANTO RACING	Seat Toledo	2	**186.2**	2	186.2	20	185.2	15	184.6	3	184.6	16	185.3
18	**17**	SAOCA SPORT	HONDA Civic	1	**183.6**	24	183.0	25	182.7	42	181.8	36	181.5	46	182.5
19	**7**	NATARA SPORT	Honda Civic	1	**183.0**	2	181.8	22	181.2	34	180.9	40	180.3	3	181.4
20	**18**	SAAB ENDURANCE RACING SO	SAAB	2	**182.1**	18	178.5	16	178.5	21	177.9	3	177.6	5	178.9
21	**6**	CHAMAQUITOS	Honda Civic EG4	1	**181.2**	6	180.0	38	180.0	44	179.4	24	179.4	26	180.0
22	**3**	ANGALI RACING OURENSE	BMW E36 320i	2	**180.6**	53	179.7	48	177.3	45	177.0	46	172.5	21	177.4
23	**30**	PLIPETTI'S RACING TEAM	VW Golf GTI	2	**180.3**	34	180.0	5	179.7	7	178.5	20	178.5	24	179.4
24	**8**	HLT MK3	VW Golf MK3	2	**179.7**	43	179.4	28	179.4	44	178.8	30	178.8	45	179.2
25	**25**	POLESTAR TEAM	Volvo 850	3	**179.4**	22	173.3	21	173.0	34	171.4	20	170.8	35	173.6
26	**28**	EMAN EGURRE RACING TEAM	BMW E36 325i	3	**179.1**	31	177.9	32	175.8	42	174.4	24	174.1	38	176.3
27	**29**	ALPHA RACING	BMW Compact	2	**177.3**	5	177.3	15	177.3	24	177.3	44	177.3	46	177.3
28	**5**	DE DIEGO MOTORSPORT	Citroen Saxo	SAXO	**176.7**	10	176.4	12	174.4	39	174.4	40	174.1	44	175.2
29	**2**	BMOVIE	BMW E36 320i	2	**176.1**	37	175.6	46	174.7	35	174.4	51	174.1	4	175.0
30	**46**	UV-SAYAGO	Citroen Saxo	SAXO	**175.6**	12	174.4	6	173.9	9	172.8	5	172.5	10	173.8
31	**40**	UV-TEC	Citroen Saxo	SAXO	**171.7**	21	171.4	26	170.8	10	167.7	22	166.4	23	169.6
32	**22**	ABOGADO AMIGO TEAM	Citroen Saxo	SAXO	**167.7**	21	167.1	32	166.9	3	166.9	11	166.9	22	167.1

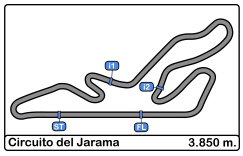

Circuito del Jarama
VI UV Endurance RACE Jarama
Carrera 8 horas resistencia
Fastest Laps Sequence 2 Hours

Vta	Hora Día	T Sesion	Nº	Equipo	Vehiculo	Cat	Time	Km/h
2	13:08:49.891	3:58.891	**19**	RACING TO ENJOY	BMW E36 325i	3	**1:55.403**	120.1
3	13:10:45.263	5:54.263	**19**	RACING TO ENJOY	BMW E36 325i	3	**1:55.372**	120.1
5	13:14:35.929	9:44.929	**19**	RACING TO ENJOY	BMW E36 325i	3	**1:55.234**	120.2
10	13:26:38.541	21:47.541	**19**	RACING TO ENJOY	BMW E36 325i	3	**1:54.495**	121.0

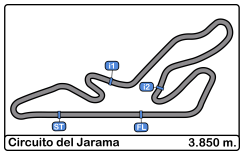

Circuito del Jarama
VI UV Endurance RACE Jarama
Carrera 8 horas resistencia
Event Best Maximum Speed 2 Hours

Nº	Equipo	Vehiculo	Cat	Clas	Km/h	Sesion
19	RACING TO ENJOY	BMW E36 325i	3	1	**204.1**	Entrenamiento No cronometrado
11	M&M RACING TEAM	BMW E30 325i	3	2	**201.4**	Carrera 8 horas resistencia
24	VSR MTORSPORT	BMW 325i E36	3	3	**200.7**	Entrenamiento cronometrado
21	BOYACA VSR	BMW 320i E36	3	4	**199.6**	Entrenamiento No cronometrado
16	RRO RACING VSR	BMW 325I e36	3	5	**197.8**	Entrenamiento No cronometrado
26	PIKANTO RACING	Seat Toledo	2	1	**196.7**	Entrenamiento cronometrado
9	JDM MOTOR 1	BMW E30 325i	3	6	**194.2**	Entrenamiento cronometrado
31	EB RACING	BMW 325i E36	3	7	**193.5**	Carrera 8 horas resistencia
12	M.BOSS RACING	VW Golf MK3	2	2	**192.8**	Carrera 8 horas resistencia
1	ASAP RACING	Honda Civic EG5	1	1	**192.5**	Entrenamiento cronometrado
32	PUNTAL PRODUCTIONS	BMW 325i E36	3	8	**192.1**	Entrenamiento No cronometrado
27	RG MOTORSPORT	VW Golf MK2	2	3	**191.8**	Carrera 8 horas resistencia
14	OLIMPIA RACING	VW Golf MK2	2	4	**191.1**	Entrenamiento No cronometrado
34	RRB COMPETICION	Renault Clio	2	5	**191.1**	Carrera 8 horas resistencia
10	FANSI GARAJE 49	BMW 318ti	2	6	**189.8**	Carrera 8 horas resistencia
4	4 TEAM	BMW Compact	2	7	**188.1**	Entrenamiento No cronometrado
20	CLASICOS REDAN	BMW 325i E30	3	9	**187.8**	Carrera 8 horas resistencia
33	AMAZON SPORT 1	VW Golf MK3	2	8	**186.5**	Carrera 8 horas resistencia
17	SAOCA SPORT	HONDA Civic	1	2	**183.6**	Carrera 8 horas resistencia
7	NATARA SPORT	Honda Civic	1	3	**183.0**	Carrera 8 horas resistencia
28	EMAN EGURRE RACING TEAM	BMW E36 325i	3	10	**182.1**	Entrenamiento cronometrado
18	SAAB ENDURANCE RACING	SAAB	2	9	**182.1**	Carrera 8 horas resistencia
8	HLT MK3	VW Golf MK3	2	10	**181.8**	Entrenamiento No cronometrado
6	CHAMAQUITOS	Honda Civic EG4	1	4	**181.2**	Carrera 8 horas resistencia
3	ANGALI RACING OURENSE	BMW E36 320i	2	11	**180.6**	Carrera 8 horas resistencia
30	PLIPETTI'S RACING TEAM	VW Golf GTI	2	12	**180.3**	Carrera 8 horas resistencia
25	POLESTAR TEAM	Volvo 850	3	11	**179.4**	Carrera 8 horas resistencia
29	ALPHA RACING	BMW Compact	2	13	**177.3**	Carrera 8 horas resistencia
5	DE DIEGO MOTORSPORT	Citroen Saxo	SAX	1	**176.7**	Carrera 8 horas resistencia
2	BMOVIE	BMW E36 320i	2	14	**176.1**	Carrera 8 horas resistencia
46	UV-SAYAGO	Citroen Saxo	SAX	2	**175.6**	Carrera 8 horas resistencia
40	UV-TEC	Citroen Saxo	SAX	3	**171.7**	Carrera 8 horas resistencia
22	ABOGADO AMIGO TEAM	Citroen Saxo	SAX	4	**168.2**	Entrenamiento No cronometrado

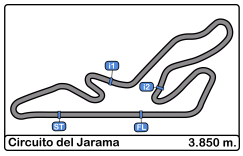

Circuito del Jarama
VI UV Endurance RACE Jarama
Carrera 8 horas resistencia
Lap Chart 2 Hours

LAP

Nr	Pos	Grid	1	2	3	4	5	6	7	8	9	10	11	12	13	14	15	16	17	18	19	20	21	22	23	24	25	26	27	28	29	30
24	**1**	24	19	19	19	19	19	19	19	19	19	19	19	19	19	19	19	21	21	21	21	21	21	21	21	16	16	16	16	16	1	1
19	**2**	19	33	1	1	1	21	21	21	21	21	21	21	21	21	21	21	1	1	1	1	16	16	16	16	11	11	1	1	1	2	2
21	**3**	21	1	33	14	21	1	1	1	1	1	1	1	1	1	1	1	16	16	16	16	1	1	11	11	1	1	2	2	2	29	
26	**4**	26	10	14	21	14	14	14	14	14	12	12	12	12	12	2	2	2	2	11	11	11	11	1	1	2	2	14	14	14	19	
16	**5**	16	14	10	33	2	2	12	12	12	14	14	2	2	2	14	16	14	11	2	2	2	2	2	2	14	14	29	29	29	16	
11	**6**	11	2	2	2	12	12	2	2	2	2	2	14	14	14	16	14	11	14	14	14	14	14	14	14	21	29	10	19	19		
14	**7**	14	12	21	12	33	32	32	32	32	32	32	32	32	16	32	11	32	32	32	27	27	27	27	29	29	10	19	10	30		
9	**8**	9	32	12	32	32	33	27	27	27	27	27	16	16	32	11	32	27	27	27	9	9	9	9	10	10	33	5	30	21		
34	**9**	34	21	32	10	27	27	33	31	31	16	16	27	11	11	27	27	9	9	9	28	29	29	29	33	33	19	30	22	22		
1	**10**	1	27	27	27	10	10	31	33	16	11	11	11	27	27	31	31	28	28	28	29	33	10	10	34	19	5	22	21			
27	**11**	27	20	6	6	31	31	16	16	11	31	31	31	31	31	9	9	19	6	33	33	10	33	33	19	5	30	21	11			
12	**12**	12	6	20	31	6	6	6	11	33	9	9	9	9	9	28	28	33	33	29	10	34	34	34	5	30	22	11	20			
2	**13**	2	28	31	20	28	34	10	6	9	33	6	6	6	6	33	33	6	29	10	34	5	19	19	30	22	21	33				
31	**14**	31	26	28	28	20	28	28	9	6	6	33	33	28	28	6	6	10	10	8	5	19	5	5	22	34	20	20				
8	**15**	8	31	26	26	34	16	9	28	28	28	28	28	33	33	10	10	29	34	34	30	30	30	30	27	20	31	31				
29	**16**	29	34	34	34	26	20	11	20	20	20	20	10	10	10	29	34	34	8	17	19	22	22	22	20	31	32	32				
17	**17**	17	9	9	9	9	9	20	10	10	10	10	26	26	29	34	29	8	17	5	22	20	20	20	31	32	27	27				
20	**18**	20	22	16	16	16	11	34	26	26	26	26	34	29	34	8	8	17	5	30	32	31	31	31	32	27	12					
5	**19**	5	16	11	11	11	26	26	34	34	34	34	29	34	8	17	17	5	30	19	20	32	32	32	9	12	6					
7	**20**	7	11	22	22	29	29	29	29	29	29	29	8	8	17	3	3	30	22	22	8	12	12	12	12	6	8					
10	**21**	10	29	29	29	22	8	8	8	8	8	8	17	17	3	30	30	22	19	6	31	6	6	6	6	8	3					
33	**22**	33	8	8	8	8	22	22	22	17	17	17	3	3	7	5	5	31	20	20	12	8	8	8	8	3	7					
3	**23**	3	7	7	7	17	17	17	17	22	22	3	7	7	30	22	22	20	31	31	17	7	3	3	3	7	9					
30	**24**	30	30	30	30	7	3	3	3	3	3	22	30	30	5	12	20	3	12	12	6	3	7	7	7	9						
46	**25**	46	3	3	17	30	7	7	7	7	7	7	22	5	22	7	12	12	7	7	7	28	40	40	40	40						
28	**26**	28	17	17	3	3	30	30	30	30	30	30	5	22	26	20	7	7	3	3	3	40	17	17	17	17						
22	**27**	22	5	5	5	5	5	5	5	5	5	5	20	20	20	40	40	40	40	40	40	17	28	28	28							
25	**28**	25	25	25	25	25	25	25	25	25	25	25	25	40	40	18	18	18	25	25	25	25										
40	**29**	40	40	40	40	40	40	40	40	40	40	40	40	18	18	25	25	25														
6	**30**	6	18	18	18	18	18	18	18	18	18	18	18	25	25																	
18	**31**	18	24	24																												
32	**32**	32	46																													

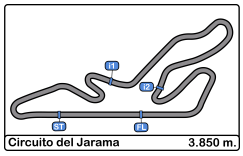

Circuito del Jarama

VI UV Endurance RACE Jarama

Carrera 8 horas resistencia

Graphic Lap Chart 2 Hours

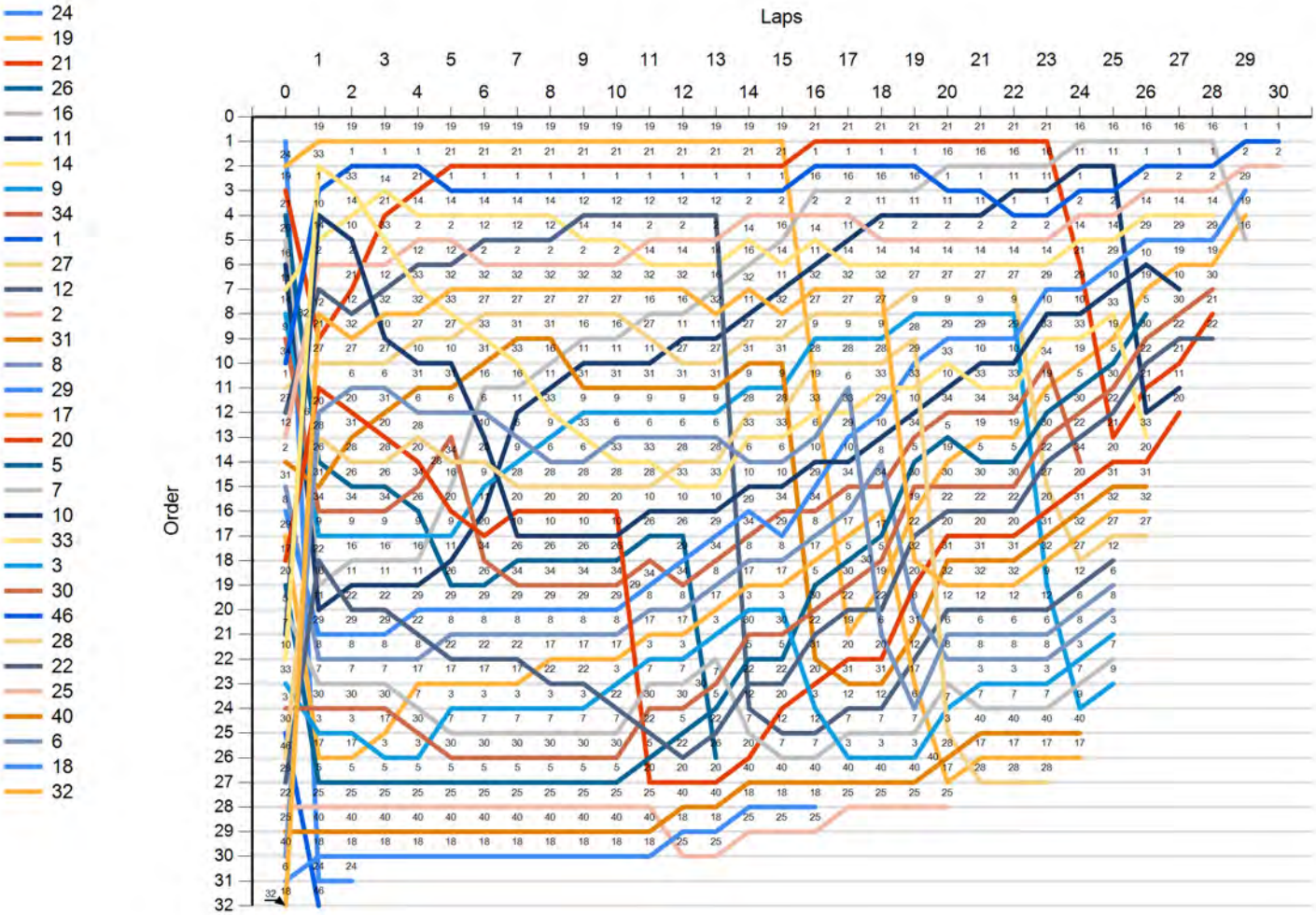

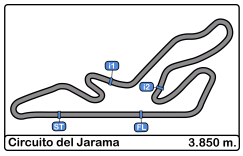

Circuito del Jarama
VI UV Endurance RACE Jarama
Carrera 8 horas resistencia
Pit Stop Analysis 2 Hours

Nº	Tiempo Día	Equipo	Vehiculo	Cat	Tiempo Entrada	Nº Parada	Tiempo Pit	Handicap
40	14:06:37.083	UV-TEC	Citroen Saxo	SAXO	1:01:45.883	1	7:26.835	7:00
18	14:13:34.184	SAAB ENDURANCE RACING SO	SAAB	2	1:08:42.984	1	3:14.663	7:00
25	14:18:56.357	POLESTAR TEAM	Volvo 850	3	1:14:05.157	1	25.942	7:00
24	14:26:51.475	VSR MTORSPORT	BMW 325i E36	3	1:22:00.275	1	23:48.385	7:00
20	14:27:21.508	CLASICOS REDAN	BMW 325i E30	3	1:22:30.308	1	4:46.103	7:00
25	14:30:35.441	POLESTAR TEAM	Volvo 850	3	1:25:44.241	2	13:31.800	7:00
12	14:32:34.917	M.BOSS RACING	VW Golf MK3	2	1:27:43.717	1	7:41.040	7:00
7	14:35:10.544	NATARA SPORT	Honda Civic	1	1:30:19.344	1	7:39.017	7:00
19	14:35:11.331	RACING TO ENJOY	BMW E36 325i	3	1:30:20.131	1	5:03.467	7:00
31	14:37:15.415	EB RACING	BMW 325i E36	3	1:32:24.215	1	7:18.953	7:00
3	14:39:22.914	ANGALI RACING OURENSE	BMW E36 320i	2	1:34:31.714	1	8:00.485	7:00
6	14:42:23.422	CHAMAQUITOS	Honda Civic EG4	1	1:37:32.222	1	8:20.274	7:00
32	14:43:08.175	PUNTAL PRODUCTIONS	BMW 325i E36	3	1:38:16.975	1	8:12.830	7:00
8	14:45:12.364	HLT MK3	VW Golf MK3	2	1:40:21.164	1	8:17.506	7:00
17	14:45:18.222	SAOCA SPORT	HONDA Civic	1	1:40:27.022	1	10:59.912	7:00
28	14:46:19.813	EMAN EGURRE RACING TEAM	BMW E36 325i	3	1:41:28.613	1	12:54.862	7:00
21	14:51:18.301	BOYACA VSR	BMW 320i E36	3	1:46:27.101	1	7:03.486	7:00
27	14:51:27.749	RG MOTORSPORT	VW Golf MK2	2	1:46:36.549	1	8:55.107	7:00
9	14:51:58.371	JDM MOTOR 1	BMW E30 325i	3	1:47:07.171	1	11:01.516	7:00
34	14:53:37.571	RRB COMPETICION	Renault Clio	2	1:48:46.371	1	3:35.692	7:00
11	14:56:59.199	M&M RACING TEAM	BMW E30 325i	3	1:52:07.999	1	7:23.945	7:00
33	15:00:07.413	AMAZON SPORT 1	VW Golf MK3	2	1:55:16.213	1	7:07.999	7:00

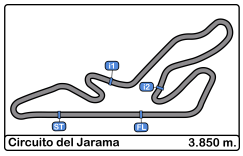

Circuito del Jarama
VI UV Endurance RACE Jarama
Carrera 8 horas resistencia
Provisional Results 3 Hours

Cla	Nº	Equipo	Vehiculo	Cat	Cla	TMA	EBC	N.V.	Tiempo	Dif 1º	Dif Ant.	Km/h	V.R.	Tiempo	Km/h
1	**21**	BOYACA VSR	BMW 320i E36	3	1			87	**3:00:18.438**			111.4	85	1:56.321	119.1
2	**11**	M&M RACING TEAM	BMW E30 325i	3	2			86	**3:01:56.296**	1 Vta	1 Vta	109.1	3	1:57.689	117.7
3	**19**	RACING TO ENJOY	BMW E36 325i	3	3			85	**3:01:03.016**	2 Vtas	1 Vta	108.4	10	1:54.495	121.0
4	**1**	ASAP RACING	Honda Civic EG5	1	1			84	**3:00:55.897**	3 Vtas	1 Vta	107.2	15	2:00.846	114.6
5	**16**	RRO RACING VSR	BMW 325I e36	3	4			83	**3:00:24.865**	4 Vtas	1 Vta	106.2	17	1:58.293	117.1
6	**2**	BMOVIE	BMW E36 320i	2	1			83	**3:00:48.058**	4 Vtas	23.193	106.0	35	2:01.946	113.6
7	**31**	EB RACING	BMW 325i E36	3	5			83	**3:01:10.330**	4 Vtas	22.272	105.8	24	2:02.546	113.1
8	**14**	OLIMPIA RACING	VW Golf MK2	2	2			83	**3:02:16.706**	4 Vtas	1:06.376	105.1	2	2:02.002	113.6
9	**32**	PUNTAL	BMW 325i E36	3	6			82	**3:00:28.160**	5 Vtas	1 Vta	104.9	25	2:01.652	113.9
10	**9**	JDM MOTOR 1	BMW E30 325i	3	7			81	**3:00:40.460**	6 Vtas	1 Vta	103.5	44	2:01.229	114.3
11	**27**	RG MOTORSPORT	VW Golf MK2	2	3			81	**3:01:28.320**	6 Vtas	47.860	103.1	27	2:02.201	113.4
12	**29**	ALPHA RACING	BMW Compact	2	4			81	**3:01:31.420**	6 Vtas	3.100	103.0	44	2:03.514	112.2
13	**3**	ANGALI RACING OURENSE	BMW E36 320i	2	5			80	**3:00:41.175**	7 Vtas	1 Vta	102.2	72	2:04.484	111.3
14	**5**	DE DIEGO	Citroen Saxo	SA	1			80	**3:00:53.094**	7 Vtas	11.919	102.1	19	2:06.562	109.5
15	**17**	SAOCA SPORT	HONDA Civic	1	2			80	**3:01:23.932**	7 Vtas	30.838	101.8	62	2:04.069	111.7
16	**12**	M.BOSS RACING	VW Golf MK3	2	6			80	**3:01:29.329**	7 Vtas	5.397	101.8	24	2:01.593	113.9
17	**7**	NATARA SPORT	Honda Civic	1	3			80	**3:01:59.259**	7 Vtas	29.930	101.5	60	2:06.751	109.3
18	**6**	CHAMAQUITOS	Honda Civic EG4	1	4			80	**3:02:10.697**	7 Vtas	11.438	101.4	32	2:04.253	111.5
19	**10**	FANSI GARAJE 49	BMW 318ti	2	7			78	**3:01:31.372**	9 Vtas	2 Vtas	99.2	3	2:04.630	111.2
20	**30**	PLIPETTI'S RACING TEAM	VW Golf GTI	2	8			78	**3:01:36.344**	9 Vtas	4.972	99.2	36	2:07.765	108.4
21	**28**	EMAN EGURRE RACING TEAM	BMW E36 325i	3	8			78	**3:02:00.218**	9 Vtas	23.874	98.9	31	2:04.501	111.3
22	**22**	ABOGADO AMIGO	Citroen Saxo	SA	2			77	**3:01:10.395**	10 Vtas	1 Vta	98.1	51	2:09.925	106.6
23	**8**	HLT MK3	VW Golf MK3	2	9			73	**2:45:07.638**	14 Vtas	4 Vtas	102.1	12	2:04.267	111.5
24	**20**	CLASICOS REDAN	BMW 325i E30	3	9			72	**3:00:15.666**	15 Vtas	1 Vta	92.2	6	2:04.521	111.3
25	**25**	POLESTAR TEAM	Volvo 850	3	10			72	**3:01:22.494**	15 Vtas	1:06.828	91.6	34	2:11.640	105.2
26	**40**	UV-TEC	Citroen Saxo	SA	3			72	**3:01:55.030**	15 Vtas	32.536	91.4	39	2:14.045	103.3
27	**34**	RRB COMPETICION	Renault Clio	2	10			66	**3:00:46.861**	21 Vtas	6 Vtas	84.3	22	1:59.776	115.7
	No clasificados: (Requerimiento: 75% del numero de vueltas del lider = 66 Vueltas)														
	33	AMAZON SPORT 1	VW Golf MK3	2	11			63	**2:29:10.670**	24 Vtas	3 Vtas	97.5	36	2:07.781	108.4
	46	UV-SAYAGO	Citroen Saxo	SA	4			45	**3:00:10.709**	42 Vtas	18 Vtas	57.6	40	2:08.461	107.8
	26	PIKANTO RACING	Seat Toledo	2	12			41	**1:29:08.123**	46 Vtas	4 Vtas	106.2	10	2:01.981	113.6
	18	SAAB ENDURANCE RACING SOCIETY	SAAB	2	13			38	**1:46:05.062**	49 Vtas	3 Vtas	82.7	20	2:10.180	106.4
	24	VSR MTORSPORT	BMW 325i E36	3	11			29	**2:50:34.939**	58 Vtas	9 Vtas	39.2	10	1:55.667	119.8

Vta. rápida de RACING TO ENJOY en 1:54.495 a 121.1 Km/h en la vuelta 10

Publicada a las :.....

Comisarios Deportivos:	**Director de Carrera:**	**Cronometrador:**

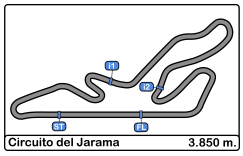

Circuito del Jarama
VI UV Endurance RACE Jarama
Carrera 8 horas resistencia
Provisional Results by Class 3 Hours

Cla	Nº	Equipo	Vehiculo	Cat	Cla	TMA	EBC	N.V.	Tiempo	Dif 1º	Dif Ant.	Km/h	V.R.	Tiempo	Km/h
		1													
1	**1**	ASAP RACING	Honda Civic EG5	1	1			84	**3:00:55.897**			107.2	15	2:00.846	114.6
2	**17**	SAOCA SPORT	HONDA Civic	1	2			80	**3:01:23.932**	7 Laps	4 Laps	101.8	62	2:04.069	111.7
3	**7**	NATARA SPORT	Honda Civic	1	3			80	**3:01:59.259**	7 Laps	35.327	101.5	60	2:06.751	109.3
4	**6**	CHAMAQUITOS	Honda Civic EG4	1	4			80	**3:02:10.697**	7 Laps	11.438	101.4	32	2:04.253	111.5
Vta. rápida de RACING TO ENJOY en 1:54.495 a 121.1 Km/h en la vuelta 10															
		2													
1	**2**	BMOVIE	BMW E36 320i	2	1			83	**3:00:48.058**			106.0	35	2:01.946	113.6
2	**14**	OLIMPIA RACING	VW Golf MK2	2	2			83	**3:02:16.706**	4 Laps	1:28.648	105.1	2	2:02.002	113.6
3	**27**	RG MOTORSPORT	VW Golf MK2	2	3			81	**3:01:28.320**	6 Laps	2 Laps	103.1	27	2:02.201	113.4
4	**29**	ALPHA RACING	BMW Compact	2	4			81	**3:01:31.420**	6 Laps	3.100	103.0	44	2:03.514	112.2
5	**3**	ANGALI RACING OURENSE	BMW E36 320i	2	5			80	**3:00:41.175**	7 Laps	1 Lap	102.2	72	2:04.484	111.3
6	**12**	M.BOSS RACING	VW Golf MK3	2	6			80	**3:01:29.329**	7 Laps	48.154	101.8	24	2:01.593	113.9
7	**10**	FANSI GARAJE 49	BMW 318ti	2	7			78	**3:01:31.372**	9 Laps	2 Laps	99.2	3	2:04.630	111.2
8	**30**	PLIPETTI'S RACING TEAM	VW Golf GTI	2	8			78	**3:01:36.344**	9 Laps	4.972	99.2	36	2:07.765	108.4
9	**8**	HLT MK3	VW Golf MK3	2	9			73	**2:45:07.638**	14 Laps	5 Laps	102.1	12	2:04.267	111.5
10	**34**	RRB COMPETICION	Renault Clio	2	10			66	**3:00:46.861**	21 Laps	7 Laps	84.3	22	1:59.776	115.7
	No clasificados: (Requerimiento: 75% del numero de vueltas del lider = 66 Vueltas)														
	33	AMAZON SPORT 1	VW Golf MK3	2	11			63	**2:29:10.670**	24 Laps	3 Laps	97.5	36	2:07.781	108.4
	26	PIKANTO RACING	Seat Toledo	2	12			41	**1:29:08.123**	46 Laps	22 Laps	106.2	10	2:01.981	113.6
	18	SAAB ENDURANCE RACING SOCIETY	SAAB	2	13			38	**1:46:05.062**	49 Laps	3 Laps	82.7	20	2:10.180	106.4
Vta. rápida de RACING TO ENJOY en 1:54.495 a 121.1 Km/h en la vuelta 10															
		3													
1	**21**	BOYACA VSR	BMW 320i E36	3	1			87	**3:00:18.438**			111.4	85	1:56.321	119.1
2	**11**	M&M RACING TEAM	BMW E30 325i	3	2			86	**3:01:56.296**	1 Lap	1 Lap	109.1	3	1:57.689	117.7
3	**19**	RACING TO ENJOY	BMW E36 325i	3	3			85	**3:01:03.016**	2 Laps	1 Lap	108.4	10	1:54.495	121.0
4	**16**	RRO RACING VSR	BMW 325I e36	3	4			83	**3:00:24.865**	4 Laps	2 Laps	106.2	17	1:58.293	117.1
5	**31**	EB RACING	BMW 325i E36	3	5			83	**3:01:10.330**	4 Laps	45.465	105.8	24	2:02.546	113.1
6	**32**	PUNTAL	BMW 325i E36	3	6			82	**3:00:28.160**	5 Laps	1 Lap	104.9	25	2:01.652	113.9
7	**9**	JDM MOTOR 1	BMW E30 325i	3	7			81	**3:00:40.460**	6 Laps	1 Lap	103.5	44	2:01.229	114.3
8	**28**	EMAN EGURRE RACING TEAM	BMW E36 325i	3	8			78	**3:02:00.218**	9 Laps	3 Laps	98.9	31	2:04.501	111.3
9	**20**	CLASICOS REDAN	BMW 325i E30	3	9			72	**3:00:15.666**	15 Laps	6 Laps	92.2	6	2:04.521	111.3
10	**25**	POLESTAR TEAM	Volvo 850	3	10			72	**3:01:22.494**	15 Laps	1:06.828	91.6	34	2:11.640	105.2
	No clasificados: (Requerimiento: 75% del numero de vueltas del lider = 66 Vueltas)														
	24	VSR MTORSPORT	BMW 325i E36	3	11			29	**2:50:34.939**	58 Laps	43 Laps	39.2	10	1:55.667	119.8
Vta. rápida de RACING TO ENJOY en 1:54.495 a 121.1 Km/h en la vuelta 10															
		SAXO													
1	**5**	DE DIEGO	Citroen Saxo	SA	1			80	**3:00:53.094**			102.1	19	2:06.562	109.5
2	**22**	ABOGADO AMIGO	Citroen Saxo	SA	2			77	**3:01:10.395**	10 Laps	3 Laps	98.1	51	2:09.925	106.6
3	**40**	UV-TEC	Citroen Saxo	SA	3			72	**3:01:55.030**	15 Laps	5 Laps	91.4	39	2:14.045	103.3
	No clasificados: (Requerimiento: 75% del numero de vueltas del lider = 66 Vueltas)														
	46	UV-SAYAGO	Citroen Saxo	SA	4			45	**3:00:10.709**	42 Laps	27 Laps	57.6	40	2:08.461	107.8
Vta. rápida de RACING TO ENJOY en 1:54.495 a 121.1 Km/h en la vuelta 10															

Publicada a las :.....

Comisarios Deportivos:	**Director de Carrera:**	**Cronometrador:**

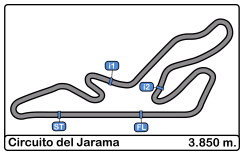

Circuito del Jarama
VI UV Endurance RACE Jarama
Carrera 8 horas resistencia
Provisional Classification by Driver Fastest Lap 3 Hours

Clas	Nº	Equipo	Vehiculo	Cat	Clas	N.V.	V.R.	Tiempo	Dif 1º	Dif Ant.	Km/h
1	**21**	BOYACA VSR	BMW 320i E36	3	1	31	**29**	**1:56.321**			119.1
2	**19**	RACING TO ENJOY	BMW E36 325i	3	2	28	**25**	**1:56.416**	0.095	0.095	119.0
3	**11**	M&M RACING TEAM	BMW E30 325i	3	3	31	**30**	**1:58.105**	1.784	1.689	117.3
4	**16**	RRO RACING VSR	BMW 325I e36	3	4	26	**16**	**1:59.717**	3.396	1.612	115.7
5	**1**	ASAP RACING	Honda Civic EG5	1	1	27	**27**	**2:01.041**	4.720	1.324	114.5
6	**34**	RRB COMPETICION	Renault Clio	2	1	17	**13**	**2:01.704**	5.383	0.663	113.8
7	**9**	JDM MOTOR 1	BMW E30 325i	3	5	29	**28**	**2:03.183**	6.862	1.479	112.5
8	**31**	EB RACING	BMW 325i E36	3	6	30	**14**	**2:03.305**	6.984	0.122	112.4
9	**14**	OLIMPIA RACING	VW Golf MK2	2	2	27	**14**	**2:03.401**	7.080	0.096	112.3
10	**29**	ALPHA RACING	BMW Compact	2	3	25	**21**	**2:03.713**	7.392	0.312	112.0
11	**17**	SAOCA SPORT	HONDA Civic	1	2	29	**11**	**2:04.069**	7.748	0.356	111.7
12	**2**	BMOVIE	BMW E36 320i	2	4	26	**3**	**2:04.402**	8.081	0.333	111.4
13	**3**	ANGALI RACING OURENSE	BMW E36 320i	2	5	29	**21**	**2:04.484**	8.163	0.082	111.3
14	**32**	PUNTAL PRODUCTIONS	BMW 325i E36	3	7	29	**9**	**2:04.624**	8.303	0.140	111.2
15	**8**	HLT MK3	VW Golf MK3	2	6	21	**12**	**2:04.833**	8.512	0.209	111.0
16	**6**	CHAMAQUITOS	Honda Civic EG4	1	3	29	**17**	**2:05.276**	8.955	0.443	110.6
17	**7**	NATARA SPORT	Honda Civic	1	4	29	**9**	**2:06.751**	10.430	1.475	109.3
18	**5**	DE DIEGO MOTORSPORT	Citroen Saxo	SAXO	1	26	**21**	**2:06.955**	10.634	0.204	109.1
19	**20**	CLASICOS REDAN	BMW 325i E30	3	8	20	**15**	**2:07.296**	10.975	0.341	108.8
20	**27**	RG MOTORSPORT	VW Golf MK2	2	7	28	**28**	**2:07.488**	11.167	0.192	108.7
21	**28**	EMAN EGURRE RACING TEAM	BMW E36 325i	3	9	29	**28**	**2:07.583**	11.262	0.095	108.6
22	**10**	FANSI GARAJE 49	BMW 318ti	2	8	24	**24**	**2:07.606**	11.285	0.023	108.6
23	**46**	UV-SAYAGO	Citroen Saxo	SAXO	2	28	**23**	**2:08.461**	12.140	0.855	107.8
24	**12**	M.BOSS RACING	VW Golf MK3	2	9	28	**28**	**2:08.560**	12.239	0.099	107.8
25	**30**	PLIPETTI'S RACING TEAM	VW Golf GTI	2	10	24	**15**	**2:09.710**	13.389	1.150	106.8
26	**33**	AMAZON SPORT 1	VW Golf MK3	2	11	12	**7**	**2:10.045**	13.724	0.335	106.5
27	**22**	ABOGADO AMIGO TEAM	Citroen Saxo	SAXO	3	24	**22**	**2:12.807**	16.486	2.762	104.3
28	**40**	UV-TEC	Citroen Saxo	SAXO	4	24	**9**	**2:14.666**	18.345	1.859	102.9
29	**25**	POLESTAR TEAM	Volvo 850	3	10	27	**27**	**2:15.748**	19.427	1.082	102.1
30	**24**	VSR MTORSPORT	BMW 325i E36	3	11	4	**4**	**2:17.247**	20.926	1.499	100.9

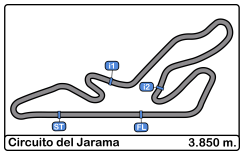

Circuito del Jarama
VI UV Endurance RACE Jarama
Carrera 8 horas resistencia
Distance and Speed Average 3 Hours

Clas	Nº	Equipo	Vehiculo	Cat	Clas	N.V.	Distancia	Tiempo Total	Km/h
1	**21**	BOYACA VSR	BMW 320i E36	3	1	87	**334.95**	**3:00:18.438**	111.4
2	**11**	M&M RACING TEAM	BMW E30 325i	3	2	86	**331.10**	**3:01:56.296**	109.1
3	**19**	RACING TO ENJOY	BMW E36 325i	3	3	85	**327.25**	**3:01:03.016**	108.4
4	**1**	ASAP RACING	Honda Civic EG5	1	1	84	**323.40**	**3:00:55.897**	107.2
5	**16**	RRO RACING VSR	BMW 325I e36	3	4	83	**319.55**	**3:00:24.865**	106.2
6	**2**	BMOVIE	BMW E36 320i	2	1	83	**319.55**	**3:00:48.058**	106.0
7	**31**	EB RACING	BMW 325i E36	3	5	83	**319.55**	**3:01:10.330**	105.8
8	**14**	OLIMPIA RACING	VW Golf MK2	2	2	83	**319.55**	**3:02:16.706**	105.1
9	**32**	PUNTAL PRODUCTIONS	BMW 325i E36	3	6	82	**315.70**	**3:00:28.160**	104.9
10	**9**	JDM MOTOR 1	BMW E30 325i	3	7	81	**311.85**	**3:00:40.460**	103.5
11	**27**	RG MOTORSPORT	VW Golf MK2	2	3	81	**311.85**	**3:01:28.320**	103.1
12	**29**	ALPHA RACING	BMW Compact	2	4	81	**311.85**	**3:01:31.420**	103.0
13	**3**	ANGALI RACING OURENSE	BMW E36 320i	2	5	80	**308.00**	**3:00:41.175**	102.2
14	**5**	DE DIEGO MOTORSPORT	Citroen Saxo	SAX	1	80	**308.00**	**3:00:53.094**	102.1
15	**17**	SAOCA SPORT	HONDA Civic	1	2	80	**308.00**	**3:01:23.932**	101.8
16	**12**	M.BOSS RACING	VW Golf MK3	2	6	80	**308.00**	**3:01:29.329**	101.8
17	**7**	NATARA SPORT	Honda Civic	1	3	80	**308.00**	**3:01:59.259**	101.5
18	**6**	CHAMAQUITOS	Honda Civic EG4	1	4	80	**308.00**	**3:02:10.697**	101.4
19	**10**	FANSI GARAJE 49	BMW 318ti	2	7	78	**300.30**	**3:01:31.372**	99.2
20	**30**	PLIPETTI'S RACING TEAM	VW Golf GTI	2	8	78	**300.30**	**3:01:36.344**	99.2
21	**28**	EMAN EGURRE RACING	BMW E36 325i	3	8	78	**300.30**	**3:02:00.218**	98.9
22	**22**	ABOGADO AMIGO TEAM	Citroen Saxo	SAX	2	77	**296.45**	**3:01:10.395**	98.1
23	**8**	HLT MK3	VW Golf MK3	2	9	73	**281.05**	**2:45:07.638**	102.1
24	**20**	CLASICOS REDAN	BMW 325i E30	3	9	72	**277.20**	**3:00:15.666**	92.2
25	**25**	POLESTAR TEAM	Volvo 850	3	10	72	**277.20**	**3:01:22.494**	91.6
26	**40**	UV-TEC	Citroen Saxo	SAX	3	72	**277.20**	**3:01:55.030**	91.4
27	**34**	RRB COMPETICION	Renault Clio	2	10	66	**254.10**	**3:00:46.861**	84.3
	No clasificados: (Requerimiento: 75% del numero de vueltas del lider = 66 Vueltas)								
	33	AMAZON SPORT 1	VW Golf MK3	2	11	63	**242.55**	**2:29:10.670**	97.5
	46	UV-SAYAGO	Citroen Saxo	SAX	4	45	**173.25**	**3:00:10.709**	57.6
	26	PIKANTO RACING	Seat Toledo	2	12	41	**157.85**	**1:29:08.123**	106.2
	18	SAAB ENDURANCE RACING	SAAB	2	13	38	**146.30**	**1:46:05.062**	82.7
	24	VSR MTORSPORT	BMW 325i E36	3	11	29	**111.65**	**2:50:34.939**	39.2

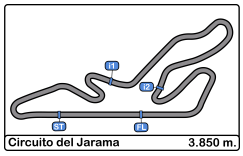

Circuito del Jarama
VI UV Endurance RACE Jarama
Carrera 8 horas resistencia
Lap Analysis 3 Hours

1 ASAP RACING — Honda Civic EG5

1 — ASAP RACING

Vta.	D	Tiempo	Sector 1	Sector 2	Sector 3	V. Max.	Elapsed
1		2:00:29.397			2:00:29.397		2:00:29.397
2		2:06.287	47.881	43.119	35.287	171.7	2:02:35.684
3		2:06.067	47.905	42.929	35.233	173.6	2:04:41.751
4		2:06.678	47.922	43.395	35.361	172.2	2:06:48.429
5		6:32.565	48.145	44.033	5:00.387	177.0	2:13:20.994
6		4:47.447	3:30.436	41.961	35.050	83.7	2:18:08.441
7		2:03.002	47.545	41.130	34.327	180.6	2:20:11.443
8		2:02.258	47.114	41.064	34.080	183.6	2:22:13.701
9		2:03.677	47.118	41.329	35.230	185.8	2:24:17.378
10		2:01.888	46.747	40.913	34.228	190.4	2:26:19.266
11		2:04.429	48.186	41.788	34.455	186.2	2:28:23.695
12		2:03.104	47.516	41.158	34.430	189.1	2:30:26.799
13		2:02.454	47.172	40.998	34.284	188.1	2:32:29.253
14		2:02.382	47.072	40.812	34.498	186.8	2:34:31.635
15		2:02.270	47.027	40.804	34.439	187.8	2:36:33.905
16		2:02.654	46.847	41.597	34.210	186.2	2:38:36.559
17		2:02.499	46.976	41.469	34.054	183.0	2:40:39.058
18		2:02.883	46.829	41.872	34.182	188.8	2:42:41.941
19		2:01.307	46.569	40.902	33.836	189.8	2:44:43.248
20		2:01.990	46.676	40.796	34.518	189.8	2:46:45.238
21		2:01.934	47.399	40.394	34.141	179.4	2:48:47.172
22		2:01.156	46.697	40.323	34.136	188.8	2:50:48.328
23		2:01.618	46.980	40.389	34.249	181.2	2:52:49.946
24		2:01.516	46.897	40.575	34.044	185.5	2:54:51.462
25		2:01.614	47.012	40.444	34.158	183.0	2:56:53.076
26		2:01.780	47.468	40.379	33.933	185.2	2:58:54.856
27		2:01.041	46.392	40.367	34.282	189.1	3:00:55.897
28			46.174			190.1	

2 BMOVIE — BMW E36 320i

2 — BMOVIE

Vta.	D	Tiempo	Sector 1	Sector 2	Sector 3	V. Max.	Elapsed
1		2:00:35.417			2:00:35.417		2:00:35.417
2		2:05.115	47.943	42.071	35.101	158.8	2:02:40.532
3		2:04.402	47.907	41.997	34.498	161.6	2:04:44.934
4		2:04.576	48.059	41.792	34.725	167.9	2:06:49.510
5		4:17.142	48.081	41.929	2:47.132	161.4	2:11:06.652
6		7:16.607	5:55.235	44.481	36.891	81.6	2:18:23.259
7		2:08.575	49.400	42.932	36.243	170.0	2:20:31.834
8		2:09.922	49.685	44.585	35.652	168.7	2:22:41.756
9		2:06.319	48.421	42.405	35.493	168.7	2:24:48.075
10		2:06.299	48.477	42.341	35.481	166.6	2:26:54.374
11		2:07.711	49.582	42.514	35.615	170.3	2:29:02.085
12		2:07.333	49.093	42.461	35.779	175.0	2:31:09.418
13		2:05.749	48.334	42.097	35.318	168.7	2:33:15.167
14		2:05.780	48.223	42.274	35.283	172.5	2:35:20.947
15		2:06.431	48.429	42.321	35.681	172.2	2:37:27.378
16		2:06.831	48.946	42.350	35.535	164.1	2:39:34.209
17		2:07.638	48.075	42.594	36.969	174.7	2:41:41.847
18		2:06.884	48.561	42.465	35.858	173.6	2:43:48.731
19		2:09.410	48.706	42.732	37.972	171.1	2:45:58.141
20		2:07.324	48.599	43.316	35.409	173.0	2:48:05.465
21		2:06.747	48.515	42.591	35.641	167.9	2:50:12.212
22		2:07.027	48.593	42.534	35.900	170.3	2:52:19.239
23		2:07.055	48.478	43.151	35.426	169.0	2:54:26.294
24		2:07.667	48.605	43.167	35.895	173.0	2:56:33.961
25		2:06.945	48.600	42.531	35.814	173.0	2:58:40.906
26		2:07.152	48.718	42.440	35.994	172.5	3:00:48.058
27			48.551			171.4	

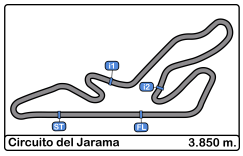

Circuito del Jarama
VI UV Endurance RACE Jarama
Carrera 8 horas resistencia
Lap Analysis 3 Hours

3 ANGALI RACING OURENSE — BMW E36 320i

2 — ANGALI RACING OURENSE

Vta.	D	Tiempo	Sector 1	Sector 2	Sector 3	V. Max.	Elapsed
1		2:01:40.268		2:01:04.783	35.485		2:01:40.268
2		2:06.057	47.906	42.749	35.402	180.6	2:03:46.325
3		2:06.110	48.078	42.798	35.234	171.4	2:05:52.435
4		2:08.173	48.397	44.516	35.260	167.7	2:08:00.608
5		2:07.829	48.431	43.294	36.104	160.9	2:10:08.437
6		2:05.436	47.916	42.324	35.196	171.4	2:12:13.873
7		2:05.741	47.755	42.718	35.268	171.4	2:14:19.614
8		2:05.821	47.982	42.730	35.109	170.3	2:16:25.435
9		2:07.048	48.046	43.638	35.364	169.0	2:18:32.483
10		2:07.366	48.126	43.567	35.673	181.5	2:20:39.849
11		2:06.208	47.604	42.235	36.369	180.6	2:22:46.057
12		2:04.996	47.381	42.578	35.037	179.1	2:24:51.053
13		2:04.736	47.522	42.297	34.917	180.3	2:26:55.789
14		2:07.795	50.370	42.122	35.303	170.3	2:29:03.584
15		2:07.204	49.179	43.138	34.887	173.0	2:31:10.788
16		2:05.320	48.061	42.350	34.909	171.4	2:33:16.108
17		2:06.273	48.496	42.457	35.320	174.7	2:35:22.381
18		2:05.435	47.536	42.199	35.700	181.5	2:37:27.816
19		2:04.792	47.433	41.973	35.386	180.0	2:39:32.608
20		2:06.658	47.522	43.610	35.526	179.1	2:41:39.266
21		2:04.484	47.426	42.140	34.918	178.5	2:43:43.750
22		2:11.570	47.169	42.143	42.258	182.1	2:45:55.320
23		2:05.329	47.905	42.204	35.220	175.3	2:48:00.649
24		2:06.050	48.095	42.349	35.606	173.9	2:50:06.699
25		2:05.932	47.775	42.545	35.612	178.2	2:52:12.631
26		2:06.566	48.643	42.387	35.536	174.1	2:54:19.197
27		2:07.736	48.539	42.403	36.794	160.7	2:56:26.933
28		2:06.417	48.220	42.552	35.645	177.3	2:58:33.350
29		2:07.825	48.657	43.796	35.372	159.5	3:00:41.175
30			48.680			158.1	

5 DE DIEGO MOTORSPORT — Citroen Saxo

SAXO — DE DIEGO MOTORSPORT

Vta.	D	Tiempo	Sector 1	Sector 2	Sector 3	V. Max.	Elapsed
1	P	2:03:25.922			2:03:25.922		2:03:25.922
2		6:05.878	4:45.108	44.256	36.514	90.7	2:09:31.800
3		2:09.140	49.225	43.628	36.287	170.0	2:11:40.940
4		2:08.498	49.149	43.259	36.090	172.2	2:13:49.438
5		2:11.104	51.862	43.560	35.682	173.0	2:16:00.542
6		2:09.282	48.603	44.189	36.490	172.8	2:18:09.824
7		2:08.012	48.637	43.725	35.650	173.3	2:20:17.836
8		2:08.690	49.487	43.714	35.489	174.1	2:22:26.526
9		2:07.176	48.360	43.243	35.573	175.8	2:24:33.702
10		2:07.334	48.439	43.169	35.726	172.2	2:26:41.036
11		2:07.784	48.806	43.164	35.814	175.0	2:28:48.820
12		2:07.451	48.505	43.284	35.662	173.6	2:30:56.271
13		2:07.949	48.335	43.461	36.153	174.1	2:33:04.220
14		2:08.067	49.026	43.332	35.709	172.5	2:35:12.287
15		2:07.289	48.463	43.052	35.774	173.3	2:37:19.576
16		2:09.121	48.936	43.508	36.677	170.6	2:39:28.697
17		2:07.016	48.476	43.006	35.534	171.4	2:41:35.713
18		2:07.741	48.466	43.580	35.695	173.3	2:43:43.454
19		2:14.227	48.749	43.231	42.247	172.5	2:45:57.681
20		2:09.121	49.969	43.466	35.686	168.4	2:48:06.802
21		2:06.955	48.361	43.093	35.501	173.9	2:50:13.757
22		2:08.091	48.238	43.832	36.021	175.0	2:52:21.848
23		2:07.101	47.907	43.186	36.008	175.0	2:54:28.949
24		2:07.577	48.459	43.209	35.909	174.1	2:56:36.526
25		2:08.152	48.669	43.327	36.156	171.9	2:58:44.678
26		2:08.416	48.850	43.233	36.333	171.9	3:00:53.094
27			48.598			170.0	

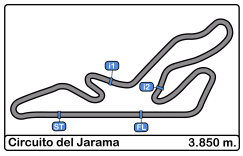

Circuito del Jarama
VI UV Endurance RACE Jarama
Carrera 8 horas resistencia
Lap Analysis 3 Hours

6 CHAMAQUITOS — Honda Civic EG4

1 CHAMAQUITOS

Vta.	D	Tiempo	Sector 1	Sector 2	Sector 3	V. Max.	Elapsed
1		2:01:11.556		2:00:35.727	35.829		2:01:11.556
2		2:07.923	49.069	43.150	35.704	174.4	2:03:19.479
3		2:08.696	50.400	43.116	35.180	168.2	2:05:28.175
4		2:08.065	49.694	43.243	35.128	168.4	2:07:36.240
5		2:07.198	48.499	43.179	35.520	177.6	2:09:43.438
6		2:08.349	49.473	42.929	35.947	177.0	2:11:51.787
7		2:08.401	48.901	43.062	36.438	176.7	2:14:00.188
8		2:08.459	48.682	42.881	36.896	175.8	2:16:08.647
9		2:07.521	48.595	42.926	36.000	175.0	2:18:16.168
10		2:07.731	48.179	43.255	36.297	176.7	2:20:23.899
11		2:08.566	49.672	42.956	35.938	175.3	2:22:32.465
12		2:08.890	49.430	42.956	36.504	177.0	2:24:41.355
13		2:05.749	47.990	42.588	35.171	177.3	2:26:47.104
14		2:09.302	49.127	44.115	36.060	181.2	2:28:56.406
15		2:05.988	48.690	42.168	35.130	178.8	2:31:02.394
16		2:06.583	48.068	42.488	36.027	180.0	2:33:08.977
17		2:05.276	48.200	41.962	35.114	175.3	2:35:14.253
18		2:05.563	47.681	42.628	35.254	180.0	2:37:19.816
19		2:06.943	48.041	43.482	35.420	174.7	2:39:26.759
20		2:06.108	48.249	42.305	35.554	174.1	2:41:32.867
21		2:06.300	48.329	42.434	35.537	174.7	2:43:39.167
22		2:17.829	48.401	42.820	46.608	175.6	2:45:56.996
23		2:08.971	50.283	43.386	35.302	173.0	2:48:05.967
24		2:06.682	48.910	42.308	35.464	175.3	2:50:12.649
25		2:09.975	48.449	43.320	38.206	175.3	2:52:22.624
26		2:25.273	P 50.390	45.685	49.198	160.0	2:54:47.897
27		3:09.501	1:51.068	42.711	35.722	88.5	2:57:57.398
28		2:06.136	48.310	42.183	35.643	176.1	3:00:03.534
29		2:07.163	48.391	42.774	35.998	175.0	3:02:10.697

7 NATARA SPORT — Honda Civic

1 NATARA SPORT

Vta.	D	Tiempo	Sector 1	Sector 2	Sector 3	V. Max.	Elapsed
1		2:01:54.443	2:00:33.604	44.354	36.485		2:01:54.443
2		2:08.886	49.419	43.177	36.290	165.3	2:04:03.329
3		2:08.113	48.716	43.247	36.150	171.7	2:06:11.442
4		2:08.016	48.819	43.294	35.903	169.2	2:08:19.458
5		2:08.014	48.854	43.299	35.861	177.0	2:10:27.472
6		2:09.249	48.726	43.715	36.808	174.4	2:12:36.721
7		2:08.506	49.073	43.440	35.993	178.2	2:14:45.227
8		2:07.741	49.009	42.943	35.789	167.9	2:16:52.968
9		2:06.751	48.643	42.865	35.243	178.8	2:18:59.719
10		2:09.734	49.879	44.167	35.688	180.6	2:21:09.453
11		2:06.885	48.783	42.638	35.464	180.0	2:23:16.338
12		2:08.108	48.586	43.715	35.807	181.8	2:25:24.446
13		2:09.841	49.196	44.597	36.048	174.1	2:27:34.287
14		2:08.265	49.330	43.161	35.774	165.6	2:29:42.552
15		2:10.015	49.274	44.538	36.203	168.2	2:31:52.567
16		2:08.996	48.929	44.177	35.890	178.2	2:34:01.563
17		2:09.144	48.675	43.798	36.671	177.0	2:36:10.707
18		2:08.019	48.923	42.742	36.354	175.0	2:38:18.726
19		2:08.679	49.124	42.980	36.575	170.8	2:40:27.405
20		2:09.027	49.161	43.769	36.097	165.6	2:42:36.432
21		2:08.380	49.175	43.256	35.949	175.6	2:44:44.812
22		2:08.460	48.783	42.898	36.779	180.0	2:46:53.272
23		2:07.225	49.273	42.255	35.697	172.2	2:49:00.497
24		2:07.076	48.990	42.324	35.762	167.1	2:51:07.573
25		2:07.420	49.151	42.408	35.861	178.2	2:53:14.993
26		2:10.092	49.766	44.024	36.302	171.4	2:55:25.085
27		2:11.624	50.369	44.557	36.698	158.1	2:57:36.709
28		2:11.765	50.439	45.064	36.262	167.7	2:59:48.474
29		2:10.785	50.042	44.530	36.213	168.7	3:01:59.259

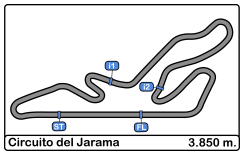

Circuito del Jarama
VI UV Endurance RACE Jarama
Carrera 8 horas resistencia
Lap Analysis 3 Hours

8 HLT MK3 — VW Golf MK3

2 — HLT MK3

Vta.	D	Tiempo	Sector 1	Sector 2	Sector 3	V. Max.	Elapsed
1		2:01:33.503		2:00:56.777	36.726		2:01:33.503
2		2:05.812	48.059	42.354	35.399	165.3	2:03:39.315
3		2:08.670	47.909	42.909	37.852	169.0	2:05:47.985
4		2:09.212	50.954	42.891	35.367	152.9	2:07:57.197
5		2:08.037	47.699	44.978	35.360	166.1	2:10:05.234
6		2:06.103	48.284	42.225	35.594	164.8	2:12:11.337
7		2:06.649	48.264	42.695	35.690	166.4	2:14:17.986
8		2:05.413	48.117	42.230	35.066	168.2	2:16:23.399
9		2:06.979	48.292	42.599	36.088	163.1	2:18:30.378
10		2:06.654	48.065	42.494	36.095	170.6	2:20:37.032
11		2:07.060	48.580	42.992	35.488	161.1	2:22:44.092
12		2:04.833	47.859	41.794	35.180	171.4	2:24:48.925
13		2:06.043	48.277	42.709	35.057	160.2	2:26:54.968
14		2:07.898	50.292	42.104	35.502	164.3	2:29:02.866
15		2:07.298	49.346	42.674	35.278	165.6	2:31:10.164
16		2:05.544	47.868	42.537	35.139	167.1	2:33:15.708
17		2:07.563	48.033	42.750	36.780	171.1	2:35:23.271
18		2:07.960	48.001	42.435	37.524	169.5	2:37:31.231
19		2:08.465	49.202	43.199	36.064	166.4	2:39:39.696
20		2:05.213	47.877	42.127	35.209	176.4	2:41:44.909
21		3:22.729	P 51.380	1:32.141	59.208	167.1	2:45:07.638

9 JDM MOTOR 1 — BMW E30 325i

3 — JDM MOTOR 1

Vta.	D	Tiempo	Sector 1	Sector 2	Sector 3	V. Max.	Elapsed
1		2:02:18.414	2:01:01.244	41.783	35.387		2:02:18.414
2		2:05.740	48.779	41.320	35.641	167.7	2:04:24.154
3		2:06.054	48.869	41.482	35.703	179.4	2:06:30.208
4		2:04.787	47.981	41.339	35.467	185.8	2:08:34.995
5		2:06.042	48.273	41.800	35.969	181.5	2:10:41.037
6		2:04.751	48.269	41.367	35.115	184.6	2:12:45.788
7		2:07.197	47.981	42.550	36.666	182.7	2:14:52.985
8		2:05.164	47.941	41.880	35.343	188.8	2:16:58.149
9		2:03.807	47.565	41.122	35.120	187.5	2:19:01.956
10		2:05.987	48.536	41.500	35.951	179.1	2:21:07.943
11		2:04.520	48.145	41.181	35.194	184.9	2:23:12.463
12		2:03.719	47.477	40.991	35.251	188.8	2:25:16.182
13		2:05.353	48.082	41.669	35.602	189.1	2:27:21.535
14		2:04.932	47.820	41.897	35.215	187.5	2:29:26.467
15		2:05.507	47.634	41.525	36.348	185.8	2:31:31.974
16		2:05.696	48.652	41.600	35.444	181.8	2:33:37.670
17		2:04.013	47.810	41.181	35.022	187.1	2:35:41.683
18		2:04.292	47.576	41.817	34.899	191.1	2:37:45.975
19		2:04.510	48.068	41.105	35.337	185.5	2:39:50.485
20		2:04.982	48.391	41.565	35.026	186.2	2:41:55.467
21		2:06.958	49.500	42.538	34.920	177.3	2:44:02.425
22		2:05.800	47.376	42.730	35.694	178.2	2:46:08.225
23		2:04.314	48.173	41.356	34.785	182.4	2:48:12.539
24		2:03.295	47.715	41.118	34.462	185.5	2:50:15.834
25		2:05.034	47.300	41.607	36.127	184.6	2:52:20.868
26		2:05.962	47.971	42.662	35.329	177.0	2:54:26.830
27		2:06.174	48.791	42.102	35.281	176.1	2:56:33.004
28		2:03.183	47.691	40.615	34.877	181.8	2:58:36.187
29		2:04.273	47.263	41.837	35.173	175.8	3:00:40.460
30			48.681	41.684		165.8	

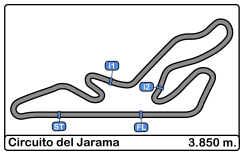

Circuito del Jarama
VI UV Endurance RACE Jarama
Carrera 8 horas resistencia
Lap Analysis 3 Hours

10 FANSI GARAJE 49 — BMW 318ti

2 — FANSI GARAJE 49

Vta.	D	Tiempo	Sector 1	Sector 2	Sector 3	V. Max.	Elapsed
1		2:07:05.207 P			2:07:05.207		2:07:05.207
2		6:31.271	5:09.526	45.100	36.645	83.3	2:13:36.478
3		2:11.712	49.701	44.337	37.674	174.7	2:15:48.190
4		2:12.454	52.218	44.356	35.880	173.3	2:18:00.644
5		2:13.820	51.215	44.558	38.047	174.7	2:20:14.464
6		2:11.506	51.349	44.065	36.092	175.6	2:22:25.970
7		2:10.686	50.849	43.769	36.068	171.4	2:24:36.656
8		2:08.956	48.824	44.040	36.092	175.3	2:26:45.612
9		2:15.645	51.044	46.013	38.588	171.7	2:29:01.257
10		2:15.791	54.142	45.682	35.967	158.8	2:31:17.048
11		2:07.957	48.639	43.365	35.953	176.1	2:33:25.005
12		2:08.187	49.013	43.423	35.751	175.3	2:35:33.192
13		2:08.185	48.625	43.629	35.931	176.1	2:37:41.377
14		2:10.235	49.077	43.777	37.381	171.9	2:39:51.612
15		2:11.347	49.247	45.793	36.307	176.7	2:42:02.959
16		2:09.526	49.226	44.003	36.297	175.8	2:44:12.485
17		2:10.616	49.096	43.899	37.621	174.1	2:46:23.101
18		2:13.611	51.638	44.768	37.205	163.1	2:48:36.712
19		2:10.433	50.370	43.869	36.194	168.7	2:50:47.145
20		2:10.325	50.084	43.528	36.713	165.3	2:52:57.470
21		2:08.790	49.058	43.669	36.063	174.1	2:55:06.260
22		2:07.895	48.874	43.140	35.881	174.4	2:57:14.155
23		2:09.611	49.517	43.993	36.101	178.2	2:59:23.766
24		2:07.606	48.497	43.245	35.864	177.3	3:01:31.372

11 M&M RACING TEAM — BMW E30 325i

3 — M&M RACING TEAM

Vta.	D	Tiempo	Sector 1	Sector 2	Sector 3	V. Max.	Elapsed
1		2:01:32.332		2:00:57.514	34.818		2:01:32.332
2		2:03.048	46.847	41.186	35.015	185.2	2:03:35.380
3		2:04.126	47.642	41.791	34.693	187.5	2:05:39.506
4		2:02.738	47.196	41.128	34.414	189.1	2:07:42.244
5		2:02.426	46.993	41.619	33.814	189.4	2:09:44.670
6		2:01.741	47.617	40.477	33.647	178.2	2:11:46.411
7		2:04.148	46.992	41.246	35.910	186.5	2:13:50.559
8		2:00.832	47.249	40.217	33.366	171.9	2:15:51.391
9		2:01.823	48.165	40.449	33.209	167.1	2:17:53.214
10		2:00.203	45.981	40.201	34.021	184.3	2:19:53.417
11		2:01.599	47.304	40.463	33.832	187.5	2:21:55.016
12		2:02.625	47.140	40.868	34.617	197.4	2:23:57.641
13		2:00.781	46.910	40.424	33.447	192.5	2:25:58.422
14		1:59.047	45.546	39.843	33.658	201.8	2:27:57.469
15		1:59.228	46.018	39.781	33.429	195.6	2:29:56.697
16		1:59.597	46.420	39.978	33.199	194.9	2:31:56.294
17		2:00.992	46.836	40.046	34.110	177.9	2:33:57.286
18		2:01.947	46.016	41.247	34.684	197.0	2:35:59.233
19		2:00.560	46.177	40.527	33.856	194.9	2:37:59.793
20		1:58.855	45.713	39.820	33.322	191.1	2:39:58.648
21		1:59.391	45.838	39.875	33.678	194.9	2:41:58.039
22		2:00.083	46.176	40.027	33.880	183.3	2:43:58.122
23		2:02.230	45.565	39.272	37.393	189.4	2:46:00.352
24		2:01.082	46.578	41.055	33.449	190.1	2:48:01.434
25		1:59.144	45.573	39.131	34.440	197.8	2:50:00.578
26		1:59.954	46.624	39.958	33.372	196.3	2:52:00.532
27		1:59.700	46.203	39.681	33.816	193.8	2:54:00.232
28		1:58.266	45.977	39.243	33.046	193.2	2:55:58.498
29		1:58.915	45.931	40.007	32.977	187.8	2:57:57.413
30		1:58.105	45.663	39.450	32.992	198.5	2:59:55.518
31		2:00.778	45.622	41.523	33.633	201.4	3:01:56.296

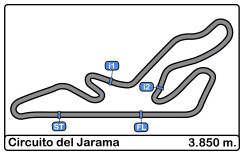

Circuito del Jarama
VI UV Endurance RACE Jarama
Carrera 8 horas resistencia
Lap Analysis 3 Hours

12 M.BOSS RACING VW Golf MK3

2 M.BOSS RACING

Vta.	D	Tiempo	Sector 1	Sector 2	Sector 3	V. Max.	Elapsed
1		2:01:08.639			2:01:08.639		2:01:08.639
2		2:20.175	53.397	47.644	39.134	153.6	2:03:28.814
3		2:18.835	53.355	46.617	38.863	152.3	2:05:47.649
4		2:17.887	52.337	47.098	38.452	155.3	2:08:05.536
5		2:16.282	51.465	46.664	38.153	169.2	2:10:21.818
6		2:17.808	51.680	46.077	40.051	151.0	2:12:39.626
7		2:16.206	51.610	46.159	38.437	156.5	2:14:55.832
8		2:15.180	51.466	45.264	38.450	173.9	2:17:11.012
9		2:14.093	50.565	46.278	37.250	164.3	2:19:25.105
10		2:13.102	50.763	44.842	37.497	162.1	2:21:38.207
11		2:14.095	50.438	45.561	38.096	175.3	2:23:52.302
12		2:15.033	51.302	45.694	38.037	162.1	2:26:07.335
13		2:14.047	50.451	46.065	37.531	169.5	2:28:21.382
14		2:15.005	51.030	46.485	37.490	174.4	2:30:36.387
15		2:13.518	50.270	45.658	37.590	179.7	2:32:49.905
16		2:14.669	50.911	46.361	37.397	160.9	2:35:04.574
17		2:11.140	49.845	44.803	36.492	169.0	2:37:15.714
18		2:13.901	50.757	45.090	38.054	161.6	2:39:29.615
19		2:13.869	49.760	44.320	39.789	167.1	2:41:43.484
20		2:16.116	51.867	46.090	38.159	167.1	2:43:59.600
21		2:13.976	49.930	45.945	38.101	175.0	2:46:13.576
22		2:12.717	50.816	44.948	36.953	161.1	2:48:26.293
23		2:11.074	50.039	44.684	36.351	166.4	2:50:37.367
24		2:10.288	49.502	44.136	36.650	176.7	2:52:47.655
25		2:12.675	50.992	45.180	36.503	170.6	2:55:00.330
26		2:10.866	50.634	43.873	36.359	166.9	2:57:11.196
27		2:09.573	49.579	43.446	36.548	170.3	2:59:20.769
28		2:08.560	49.336	43.496	35.728	165.6	3:01:29.329

14 OLIMPIA RACING VW Golf MK2

2 OLIMPIA RACING

Vta.	D	Tiempo	Sector 1	Sector 2	Sector 3	V. Max.	Elapsed
1	P	2:05:21.050			2:05:21.050		2:05:21.050
2		4:42.585	3:23.457	44.077	35.051	88.0	2:10:03.635
3		2:05.337	48.542	42.249	34.546	173.6	2:12:08.972
4		2:04.189	47.936	41.696	34.557	179.4	2:14:13.161
5		2:04.881	47.954	42.056	34.871	171.4	2:16:18.042
6		2:04.244	47.248	41.899	35.097	184.9	2:18:22.286
7		2:04.083	47.656	41.262	35.165	183.6	2:20:26.369
8		2:06.374	49.487	42.033	34.854	180.9	2:22:32.743
9		2:05.751	47.457	43.407	34.887	180.9	2:24:38.494
10		2:07.115	50.064	42.048	35.003	188.8	2:26:45.609
11		2:09.709	49.569	44.403	35.737	183.0	2:28:55.318
12		2:05.396	49.055	41.642	34.699	163.8	2:31:00.714
13		2:03.506	47.903	41.324	34.279	176.4	2:33:04.220
14		2:03.401	47.571	41.059	34.771	177.3	2:35:07.621
15		2:04.897	48.186	42.027	34.684	169.8	2:37:12.518
16		2:03.484	47.919	41.033	34.532	177.9	2:39:16.002
17		2:03.688	47.814	41.164	34.710	179.7	2:41:19.690
18		2:04.112	47.743	41.499	34.870	181.8	2:43:23.802
19		2:05.027	48.312	41.259	35.456	180.3	2:45:28.829
20		2:06.113	48.655	42.594	34.864	176.7	2:47:34.942
21		2:04.172	47.993	41.554	34.625	179.1	2:49:39.114
22		2:16.160	48.570	52.588	35.002	179.7	2:51:55.274
23		2:04.740	48.148	41.934	34.658	174.4	2:54:00.014
24		2:04.184	48.481	41.247	34.456	170.3	2:56:04.198
25		2:04.260	48.086	41.662	34.512	183.6	2:58:08.458
26		2:04.075	48.161	41.366	34.548	183.0	3:00:12.533
27		2:04.173	48.254	41.154	34.765	174.1	3:02:16.706

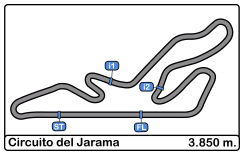

Circuito del Jarama
VI UV Endurance RACE Jarama
Carrera 8 horas resistencia
Lap Analysis 3 Hours

16 RRO RACING VSR BMW 325I e36

3 RRO RACING VSR

Vta.	D	Tiempo	Sector 1	Sector 2	Sector 3	V. Max.	Elapsed
1		2:01:45.829	P		2:01:45.829		2:01:45.829
2		3:14.503	2:00.484	40.685	33.334		2:05:00.332
3		1:59.828	46.024	40.604	33.200		2:07:00.160
4		2:00.033	45.635	40.536	33.862		2:09:00.193
5		2:00.927	46.121	40.902	33.904		2:11:01.120
6		2:01.603	46.748	41.078	33.777		2:13:02.723
7		2:01.554	46.687	40.737	34.130	178.2	2:15:04.277
8		2:01.987	46.302	41.902	33.783		2:17:06.264
9		2:00.422	46.169	40.597	33.656		2:19:06.686
10		1:59.977	45.918	40.226	33.833		2:21:06.663
11		2:00.106	46.096	40.586	33.424		2:23:06.769
12		2:00.591	46.490	40.784	33.317		2:25:07.360
13		1:59.845	45.945	40.670	33.230		2:27:07.205
14		1:59.864	45.942	40.378	33.544		2:29:07.069
15		2:01.096	46.156	40.985	33.955		2:31:08.165
16		1:59.717	46.093	40.172	33.452		2:33:07.882
17		2:00.120	45.753	40.175	34.192		2:35:08.002
18		2:00.106	45.881	40.710	33.515		2:37:08.108
19		2:00.655	46.190	40.899	33.566		2:39:08.763
20		2:00.829	46.310	40.655	33.864		2:41:09.592
21		2:00.817	46.033	41.286	33.498		2:43:10.409
22		2:01.950	46.600	41.223	34.127		2:45:12.359
23		2:02.055	46.835	41.277	33.943		2:47:14.414
24		2:00.017	46.478	40.194	33.345		2:49:14.431
25		5:15.070	P 47.525	41.649	3:45.896		2:54:29.501
26		5:55.364	4:39.683		9:41.260	92.5	3:00:24.865
27			47.256	41.712			

17 SAOCA SPORT HONDA Civic

1 SAOCA SPORT

Vta.	D	Tiempo	Sector 1	Sector 2	Sector 3	V. Max.	Elapsed
1		2:02:06.607	2:00:48.864	42.750	34.993		2:02:06.607
2		2:05.964	48.584	42.517	34.863	172.2	2:04:12.571
3		2:06.323	48.582	42.647	35.094	176.1	2:06:18.894
4		2:06.017	48.585	42.447	34.985	177.6	2:08:24.911
5		2:05.586	48.275	42.378	34.933	179.4	2:10:30.497
6		2:09.609	48.450	43.361	37.798	179.1	2:12:40.106
7		2:08.191	50.499	42.828	34.864	165.3	2:14:48.297
8		2:05.298	48.000	42.327	34.971	181.2	2:16:53.595
9		2:06.338	48.516	42.925	34.897	178.5	2:18:59.933
10		2:09.578	51.187	43.548	34.843	174.7	2:21:09.511
11		2:04.069	47.770	41.729	34.570	176.4	2:23:13.580
12		2:05.551	48.316	42.230	35.005	176.4	2:25:19.131
13		2:06.038	48.511	42.502	35.025	173.9	2:27:25.169
14		2:06.039	48.597	42.569	34.873	174.4	2:29:31.208
15		2:06.889	48.284	43.307	35.298	177.3	2:31:38.097
16		2:06.132	48.133	42.166	35.833	176.4	2:33:44.229
17		2:07.420	48.988	42.755	35.677	174.1	2:35:51.649
18		2:07.354	48.954	42.539	35.861	154.7	2:37:59.003
19		2:07.618	49.438	43.193	34.987	158.1	2:40:06.621
20		2:06.493	48.611	42.605	35.277	170.3	2:42:13.114
21		2:06.379	48.727	42.681	34.971	173.3	2:44:19.493
22		2:08.182	48.620	42.659	36.903	170.8	2:46:27.675
23		2:09.181	50.775	43.442	34.964	136.3	2:48:36.856
24		2:05.741	48.746	42.031	34.964	170.3	2:50:42.597
25		2:06.721	48.556	42.855	35.310	175.8	2:52:49.318
26		2:11.293	51.847	44.401	35.045	153.8	2:55:00.611
27		2:08.870	49.619	42.557	36.694	162.6	2:57:09.481
28		2:07.935	50.514	42.473	34.948	162.6	2:59:17.416
29		2:06.516	48.781	42.758	34.977	162.6	3:01:23.932
30			49.183			170.0	

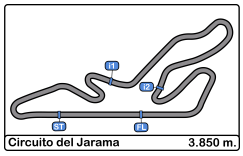

Circuito del Jarama
VI UV Endurance RACE Jarama
Carrera 8 horas resistencia
Lap Analysis 3 Hours

19 RACING TO ENJOY — BMW E36 325i

3 — RACING TO ENJOY

Vta.	D	Tiempo	Sector 1	Sector 2	Sector 3	V. Max.	Elapsed
1		2:00:51.448			2:00:51.448		2:00:51.448
2		1:57.668	45.570	39.482	32.616	194.9	2:02:49.116
3		1:57.320	44.886	39.560	32.874	196.3	2:04:46.436
4		1:57.359	45.009	39.616	32.734	188.1	2:06:43.795
5		1:56.973	44.885	39.313	32.775	193.5	2:08:40.768
6		1:57.766	44.909	39.616	33.241	199.6	2:10:38.534
7		1:57.967	44.798	39.547	33.622	198.8	2:12:36.501
8		1:56.989	45.177	39.300	32.512	197.8	2:14:33.490
9		1:56.963	45.030	39.285	32.648	199.2	2:16:30.453
10		1:58.911	44.922	40.083	33.906	200.0	2:18:29.364
11		1:58.005	45.269	39.761	32.975	193.8	2:20:27.369
12		1:58.927	45.374	40.028	33.525	191.4	2:22:26.296
13		1:56.818	44.951	39.284	32.583	198.8	2:24:23.114
14		1:57.764	44.904	39.415	33.445	197.8	2:26:20.878
15		1:57.611	45.406	39.160	33.045	197.8	2:28:18.489
16		1:57.212	44.754	39.586	32.872	200.3	2:30:15.701
17		1:57.219	44.997	39.476	32.746	198.1	2:32:12.920
18		1:56.595	44.974	39.218	32.403	196.0	2:34:09.515
19		1:57.737	44.724	39.720	33.293	201.8	2:36:07.252
20		1:57.099	44.854	39.669	32.576	197.4	2:38:04.351
21		1:56.566	45.097	38.751	32.718	192.5	2:40:00.917
22		1:56.474	44.872	39.209	32.393	197.8	2:41:57.391
23		1:57.452	44.829	39.682	32.941	203.3	2:43:54.843
24		1:58.605	44.709	39.310	34.586	198.1	2:45:53.448
25		1:56.416	44.975	39.069	32.372	197.4	2:47:49.864
26		4:24.819	P 44.411	39.056	3:01.352	199.6	2:52:14.683
27		6:40.513	5:24.588	41.037	34.888	96.8	2:58:55.196
28		2:07.820	P 47.188	40.652	39.980	168.7	3:01:03.016
29			1:03.851			100.7	

20 CLASICOS REDAN — BMW 325i E30

3 — CLASICOS REDAN

Vta.	D	Tiempo	Sector 1	Sector 2	Sector 3	V. Max.	Elapsed
1		2:02:24.378	2:01:04.940	43.376	36.062		2:02:24.378
2		2:10.152	49.645	43.721	36.786	175.3	2:04:34.530
3		2:10.879	50.588	43.271	37.020	173.0	2:06:45.409
4		2:10.990	49.051	44.249	37.690	180.9	2:08:56.399
5		2:11.344	51.440	43.302	36.602	164.6	2:11:07.743
6		2:12.926	51.755	44.346	36.825	163.6	2:13:20.669
7		2:21.680	P 51.153	43.809	46.718	173.6	2:15:42.349
8		4:31.241	3:03.180	48.763	39.298	80.4	2:20:13.590
9		2:16.182	53.460	45.712	37.010	165.3	2:22:29.772
10		2:13.259	49.545	44.544	39.170	178.2	2:24:43.031
11		2:10.330	49.961	44.025	36.344	175.6	2:26:53.361
12		2:15.747	52.784	45.938	37.025	168.7	2:29:09.108
13		2:10.482	49.947	43.986	36.549	178.8	2:31:19.590
14		2:08.346	49.380	43.293	35.673	170.3	2:33:27.936
15		2:07.296	48.717	42.866	35.713	176.7	2:35:35.232
16		2:37.737	P 48.482	49.950	59.305	182.1	2:38:12.969
17		15:32.443	14:11.010	44.750	36.683	62.8	2:53:45.412
18		2:11.138	49.957	44.891	36.290	172.8	2:55:56.550
19		2:10.682	50.581	44.297	35.804	169.2	2:58:07.232
20		2:08.434	48.393	44.361	35.680	180.3	3:00:15.666
21			49.922	43.335		180.6	

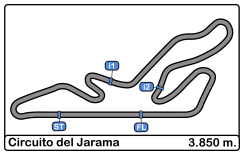

Circuito del Jarama
VI UV Endurance RACE Jarama
Carrera 8 horas resistencia
Lap Analysis 3 Hours

21 BOYACA VSR — BMW 320i E36

3 — BOYACA VSR

Vta.	D	Tiempo	Sector 1	Sector 2	Sector 3	V. Max.	Elapsed
1		2:01:21.627		2:00:48.320	33.307		2:01:21.627
2		1:58.639	45.358	40.239	33.042	176.1	2:03:20.266
3		1:58.223	45.610	39.742	32.871	186.8	2:05:18.489
4		1:57.878	45.272	39.762	32.844	180.6	2:07:16.367
5		1:57.668	45.308	39.566	32.794	174.1	2:09:14.035
6		1:57.473	45.026	39.657	32.790	177.6	2:11:11.508
7		1:59.098	46.673	39.776	32.649	172.5	2:13:10.606
8		1:56.952	44.681	39.729	32.542	187.8	2:15:07.558
9		1:59.081	45.297	40.838	32.946	179.1	2:17:06.639
10		1:56.576	44.385	39.667	32.524	194.9	2:19:03.215
11		1:57.530	45.703	39.565	32.262	180.9	2:21:00.745
12		1:57.871	45.486	39.708	32.677	175.8	2:22:58.616
13		1:58.862	45.681	40.526	32.655	171.7	2:24:57.478
14		1:58.158	45.814	39.581	32.763	180.9	2:26:55.636
15		2:00.501	46.281	39.846	34.374	180.0	2:28:56.137
16		1:58.036	45.514	39.835	32.687	176.7	2:30:54.173
17		1:57.333	45.004	39.662	32.667	174.1	2:32:51.506
18		1:57.461	45.379	39.283	32.799	173.3	2:34:48.967
19		1:56.715	44.946	39.396	32.373	181.8	2:36:45.682
20		1:57.231	45.213	39.566	32.452	173.9	2:38:42.913
21		1:59.143	44.875	39.620	34.648	184.3	2:40:42.056
22		1:57.389	45.423	39.629	32.337	181.2	2:42:39.445
23		1:57.903	44.893	40.160	32.850	194.9	2:44:37.348
24		1:58.020	44.884	39.491	33.645	191.4	2:46:35.368
25		1:58.216	45.897	39.537	32.782	184.9	2:48:33.584
26		1:57.820	44.676	40.392	32.752	188.8	2:50:31.404
27		1:57.945	45.569	39.840	32.536	182.1	2:52:29.349
28		1:57.734	45.345	39.497	32.892	179.7	2:54:27.083
29		1:56.321	44.555	39.309	32.457	200.0	2:56:23.404
30		1:57.733	45.160	39.903	32.670	176.4	2:58:21.137
31		1:57.301	44.980	39.304	33.017	178.5	3:00:18.438
32			45.729	39.973		173.6	

22 ABOGADO AMIGO TEAM — Citroen Saxo

SAXO — ABOGADO AMIGO TEAM

Vta.	D	Tiempo	Sector 1	Sector 2	Sector 3	V. Max.	Elapsed
1		2:01:39.829		2:01:01.791	38.038		2:01:39.829
2	P	7:08.521	50.459	43.852	5:34.210	158.3	2:08:48.350
3		4:40.842	3:14.812	47.257	38.773	72.4	2:13:29.192
4		2:20.375	53.193	46.729	40.453	150.2	2:15:49.567
5		2:19.422	52.742	47.806	38.874	147.7	2:18:08.989
6		2:19.038	52.438	47.713	38.887	148.5	2:20:28.027
7		2:19.863	52.126	48.011	39.726	154.9	2:22:47.890
8		2:19.375	52.980	47.364	39.031	162.8	2:25:07.265
9		2:16.253	51.430	46.136	38.687	155.3	2:27:23.518
10		2:14.687	51.062	45.904	37.721	162.1	2:29:38.205
11		2:16.351	51.334	46.237	38.780	161.1	2:31:54.556
12		2:15.350	51.822	46.057	37.471	154.2	2:34:09.906
13		2:16.404	52.845	45.992	37.567	151.4	2:36:26.310
14		2:15.965	51.290	46.374	38.301	159.0	2:38:42.275
15		2:13.927	50.621	45.882	37.424	162.4	2:40:56.202
16		2:14.016	51.208	45.585	37.223	159.0	2:43:10.218
17		2:14.874	50.566	46.282	38.026	162.1	2:45:25.092
18		2:16.689	53.210	45.839	37.640	150.8	2:47:41.781
19		2:13.968	51.109	45.419	37.440	155.3	2:49:55.749
20		2:17.695	52.688	46.433	38.574	160.4	2:52:13.444
21		2:15.678	51.413	45.638	38.627	165.3	2:54:29.122
22		2:12.807	50.528	45.275	37.004	165.3	2:56:41.929
23		2:15.325	51.572	45.330	38.423	154.0	2:58:57.254
24		2:13.141	50.834	45.059	37.248	162.4	3:01:10.395
25			51.085			157.2	

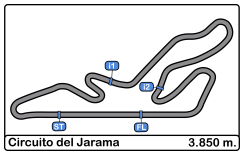

Circuito del Jarama
VI UV Endurance RACE Jarama
Carrera 8 horas resistencia
Lap Analysis 3 Hours

24 VSR MTORSPORT BMW 325i E36

3 VSR MTORSPORT

Vta.	D	Tiempo	Sector 1	Sector 2	Sector 3	V. Max.	Elapsed
1		2:28:25.945	2:27:08.072	43.540	34.333	85.0	2:28:25.945
2	P	2:18.005	47.051	42.297	48.657	183.3	2:30:43.950
3		17:33.742	16:09.857	47.937	35.948	83.7	2:48:17.692
4	P	2:17.247	46.662	41.684	48.901	178.5	2:50:34.939

25 POLESTAR TEAM Volvo 850

3 POLESTAR TEAM

Vta.	D	Tiempo	Sector 1	Sector 2	Sector 3	V. Max.	Elapsed
1		2:00:44.786			2:00:44.786		2:00:44.786
2		2:20.301	54.043	47.158	39.100	163.8	2:03:05.087
3		2:22.897	54.483	48.132	40.282	169.8	2:05:27.984
4		2:21.463	53.799	47.824	39.840	160.2	2:07:49.447
5		2:20.978	54.482	47.582	38.914	151.8	2:10:10.425
6		2:20.877	53.923	47.205	39.749	169.2	2:12:31.302
7		2:22.459	54.315	49.256	38.888	171.7	2:14:53.761
8		2:22.849	53.857	48.802	40.190	177.6	2:17:16.610
9		2:21.709	54.952	47.475	39.282	147.9	2:19:38.319
10		2:20.624	54.899	46.787	38.938	170.3	2:21:58.943
11		2:20.689	54.539	46.549	39.601	173.6	2:24:19.632
12		2:20.154	54.316	47.741	38.097	166.6	2:26:39.786
13		2:20.957	53.933	47.275	39.749	159.2	2:29:00.743
14		2:21.312	54.034	47.708	39.570	167.7	2:31:22.055
15		2:22.200	54.347	47.517	40.336	165.8	2:33:44.255
16		2:22.901	54.825	48.473	39.603	163.1	2:36:07.156
17		2:19.214	53.608	46.471	39.135	165.6	2:38:26.370
18		2:17.703	52.959	45.366	39.378	170.8	2:40:44.073
19		2:17.068	52.443	46.541	38.084	167.7	2:43:01.141
20		2:17.882	52.802	46.467	38.613	167.7	2:45:19.023
21		2:18.794	52.759	46.605	39.430	173.0	2:47:37.817
22		2:16.932	53.347	45.708	37.877	169.2	2:49:54.749
23		2:17.077	53.550	45.888	37.639	160.4	2:52:11.826
24		2:18.781	52.892	48.002	37.887	170.8	2:54:30.607
25		2:17.504	51.948	46.308	39.248	176.1	2:56:48.111
26		2:18.635	53.642	46.536	38.457	165.6	2:59:06.746
27		2:15.748	52.238	45.949	37.561	169.0	3:01:22.494
28			51.983			173.0	

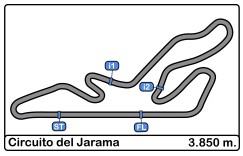

Circuito del Jarama
VI UV Endurance RACE Jarama
Carrera 8 horas resistencia
Lap Analysis 3 Hours

27 RG MOTORSPORT VW Golf MK2

2 RG MOTORSPORT

Vta.	D	Tiempo	Sector 1	Sector 2	Sector 3	V. Max.	Elapsed
1		2:02:16.161	2:00:54.219	44.921	37.021		2:02:16.161
2		2:13.007	51.654	44.369	36.984	151.4	2:04:29.168
3		2:12.171	50.067	45.210	36.894	167.9	2:06:41.339
4		2:14.736	50.447	44.802	39.487	169.2	2:08:56.075
5		2:14.287	52.524	43.840	37.923	164.1	2:11:10.362
6		2:11.612	51.283	44.339	35.990	162.8	2:13:21.974
7		2:11.713	50.692	44.464	36.557	175.8	2:15:33.687
8		2:10.833	50.171	44.152	36.510	170.0	2:17:44.520
9		2:11.145	49.890	44.138	37.117	171.9	2:19:55.665
10		2:10.021	49.612	44.033	36.376	172.2	2:22:05.686
11		2:13.483	50.090	44.661	38.732	176.7	2:24:19.169
12		2:10.828	50.211	44.022	36.595	170.8	2:26:29.997
13		2:11.204	49.959	44.724	36.521	165.1	2:28:41.201
14		2:12.844	51.246	44.719	36.879	167.7	2:30:54.045
15		2:12.447	50.034	45.041	37.372	166.1	2:33:06.492
16		2:12.394	50.012	45.401	36.981	171.9	2:35:18.886
17		2:14.156	51.867	45.845	36.444	172.5	2:37:33.042
18		2:11.779	50.259	44.460	37.060	174.1	2:39:44.821
19		2:11.404	50.045	44.208	37.151	176.4	2:41:56.225
20		2:11.916	51.003	44.249	36.664	169.0	2:44:08.141
21		2:11.527	49.751	44.909	36.867	172.5	2:46:19.668
22		2:10.627	50.022	43.827	36.778	166.1	2:48:30.295
23		2:09.563	49.616	43.657	36.290	172.8	2:50:39.858
24		2:11.805	49.616	43.740	38.449	171.4	2:52:51.663
25		2:11.325	49.772	45.436	36.117	170.0	2:55:02.988
26		2:08.968	49.217	43.488	36.263	170.0	2:57:11.956
27		2:08.876	50.041	43.537	35.298	167.9	2:59:20.832
28		2:07.488	48.553	43.316	35.619	183.6	3:01:28.320
29			48.967			172.8	

28 EMAN EGURRE RACING TEAM BMW E36 325i

3 EMAN EGURRE RACING TEAM

Vta.	D	Tiempo	Sector 1	Sector 2	Sector 3	V. Max.	Elapsed
1		2:01:03.627			2:01:03.627		2:01:03.627
2		2:12.128	51.194	44.409	36.525	150.8	2:03:15.755
3		2:11.277	50.272	44.576	36.429	149.5	2:05:27.032
4		2:11.639	52.430	43.400	35.809	160.7	2:07:38.671
5		2:09.078	48.843	44.798	35.437	177.6	2:09:47.749
6		2:10.100	49.440	44.321	36.339	176.4	2:11:57.849
7		2:09.939	49.283	44.163	36.493	168.7	2:14:07.788
8		2:11.455	50.181	44.114	37.160	166.6	2:16:19.243
9		2:10.109	49.725	44.066	36.318	162.1	2:18:29.352
10		2:12.222	50.721	43.749	37.752	164.6	2:20:41.574
11		2:08.481	49.236	43.597	35.648	175.8	2:22:50.055
12		2:11.340	50.085	44.067	37.188	175.3	2:25:01.395
13		2:09.623	49.793	44.416	35.414	171.9	2:27:11.018
14		2:10.062	49.679	44.137	36.246	163.3	2:29:21.080
15		2:11.567	50.212	43.658	37.697	141.9	2:31:32.647
16		2:09.594	49.882	43.428	36.284	159.0	2:33:42.241
17		2:09.106	49.294	43.650	36.162	165.8	2:35:51.347
18		2:11.853	51.310	43.984	36.559	148.5	2:38:03.200
19		2:09.949	49.879	43.925	36.145	166.6	2:40:13.149
20		2:12.841	50.229	44.401	38.211	159.2	2:42:25.990
21		2:10.732	50.201	43.933	36.598	157.4	2:44:36.722
22		2:17.292	49.792	44.001	43.499	167.4	2:46:54.014
23		2:11.236	50.759	43.482	36.995	152.9	2:49:05.250
24		2:09.792	49.707	43.879	36.206	158.5	2:51:15.042
25		2:09.588	49.874	43.600	36.114	162.4	2:53:24.630
26		2:09.314	49.691	43.394	36.229	161.9	2:55:33.944
27		2:08.518	49.429	43.134	35.955	155.1	2:57:42.462
28		2:07.583	48.973	42.953	35.657	158.1	2:59:50.045
29		2:10.173	49.498	44.576	36.099	161.1	3:02:00.218

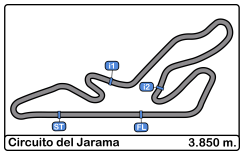

Circuito del Jarama
VI UV Endurance RACE Jarama
Carrera 8 horas resistencia
Lap Analysis 3 Hours

29 ALPHA RACING — BMW Compact

2 — ALPHA RACING

Vta.	D	Tiempo	Sector 1	Sector 2	Sector 3	V. Max.	Elapsed
1		2:00:38.594			2:00:38.594		2:00:38.594
2		2:04.731	47.412	41.631	35.688	173.9	2:02:43.325
3		2:04.984	47.983	41.552	35.449	175.6	2:04:48.309
4		2:06.053	47.308	41.624	37.121	175.3	2:06:54.362
5		8:31.509	47.570	42.614	7:01.325	175.3	2:15:25.871
6		6:26.985	5:07.351	43.427	36.207	85.1	2:21:52.856
7		2:07.488	48.822	43.313	35.353	175.8	2:24:00.344
8		2:06.342	48.249	42.125	35.968	174.1	2:26:06.686
9		2:05.368	48.384	42.194	34.790	173.3	2:28:12.054
10		2:05.046	47.888	41.830	35.328	171.9	2:30:17.100
11		2:04.520	47.998	41.866	34.656	175.8	2:32:21.620
12		2:04.171	47.776	41.499	34.896	171.1	2:34:25.791
13		2:04.422	48.084	41.385	34.953	171.7	2:36:30.213
14		2:04.527	47.714	41.935	34.878	173.9	2:38:34.740
15		2:09.280	48.146	42.726	38.408	172.2	2:40:44.020
16		2:04.310	47.735	41.690	34.885	173.0	2:42:48.330
17		2:05.062	47.743	42.204	35.115	170.0	2:44:53.392
18		2:05.268	48.182	41.688	35.398	174.4	2:46:58.660
19		2:04.988	47.400	42.631	34.957	175.8	2:49:03.648
20		2:04.338	47.891	41.364	35.083	170.8	2:51:07.986
21		2:03.713	47.483	41.557	34.673	175.3	2:53:11.699
22		2:03.793	47.807	41.313	34.673	175.8	2:55:15.492
23		2:06.580	48.948	42.023	35.609	173.9	2:57:22.072
24		2:05.054	47.968	42.595	34.491	172.2	2:59:27.126
25		2:04.294	47.598	41.502	35.194	173.6	3:01:31.420

30 PLIPETTI'S RACING TEAM — VW Golf GTI

2 — PLIPETTI'S RACING TEAM

Vta.	D	Tiempo	Sector 1	Sector 2	Sector 3	V. Max.	Elapsed
1		2:00:54.580			2:00:54.580		2:00:54.580
2		2:11.284	50.281	44.329	36.674	169.5	2:03:05.864
3		2:12.376	50.687	44.817	36.872	174.4	2:05:18.240
4		2:12.389	50.739	44.986	36.664	165.8	2:07:30.629
5		2:11.275	50.189	44.371	36.715	169.8	2:09:41.904
6		2:13.340	52.107	44.436	36.797	171.1	2:11:55.244
7		2:14.090	50.944	45.498	37.648	170.6	2:14:09.334
8		2:13.145	50.466	45.512	37.167	167.1	2:16:22.479
9		2:10.167	50.390	43.625	36.152	170.8	2:18:32.646
10		2:11.434	50.557	44.016	36.861	171.9	2:20:44.080
11		2:10.378	50.141	43.801	36.436	170.3	2:22:54.458
12		2:11.019	50.616	43.450	36.953	171.1	2:25:05.477
13		2:11.173	50.534	43.656	36.983	167.9	2:27:16.650
14		2:11.779	50.837	44.195	36.747	167.7	2:29:28.429
15		2:09.710	49.940	43.642	36.128	171.9	2:31:38.139
16		2:11.131	50.077	44.567	36.487	171.4	2:33:49.270
17		2:10.807	50.122	43.436	37.249	171.1	2:36:00.077
18		2:10.428	50.120	43.905	36.403	170.3	2:38:10.505
19		2:10.121	50.149	43.589	36.383	167.9	2:40:20.626
20		2:10.714	50.085	44.079	36.550	165.3	2:42:31.340
21		7:12.124	50.322	57.153	5:24.649	170.6	2:49:43.464
22		7:26.144	6:02.233	46.317	37.594	67.1	2:57:09.608
23		2:13.944	52.230	45.242	36.472	152.1	2:59:23.552
24		2:12.792	50.116	45.945	36.731	170.0	3:01:36.344

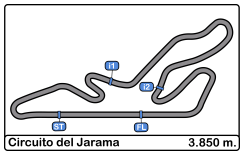

Circuito del Jarama
VI UV Endurance RACE Jarama
Carrera 8 horas resistencia
Lap Analysis 3 Hours

31 EB RACING BMW 325i E36

3 EB RACING

Vta.	D	Tiempo	Sector 1	Sector 2	Sector 3	V. Max.	Elapsed
1		2:00:46.716			2:00:46.716		2:00:46.716
2		2:05.410	48.275	42.598	34.537	171.1	2:02:52.126
3		2:04.064	47.668	41.723	34.673	175.3	2:04:56.190
4		2:03.845	47.651	41.649	34.545	171.4	2:07:00.035
5		2:03.901	47.729	41.418	34.754	167.1	2:09:03.936
6		2:05.103	47.805	41.974	35.324	181.8	2:11:09.039
7		2:08.188	51.116	42.571	34.501	171.9	2:13:17.227
8		2:04.919	48.123	42.037	34.759	183.9	2:15:22.146
9		2:05.153	47.996	42.101	35.056	176.1	2:17:27.299
10		2:05.228	48.434	41.860	34.934	178.2	2:19:32.527
11		2:05.373	47.760	42.642	34.971	185.2	2:21:37.900
12		2:04.435	47.561	41.918	34.956	177.6	2:23:42.335
13		2:04.605	48.239	41.713	34.653	177.9	2:25:46.940
14		2:03.305	47.256	41.453	34.596	185.5	2:27:50.245
15		2:04.359	48.045	41.788	34.526	182.7	2:29:54.604
16		2:05.584	49.064	41.678	34.842	185.8	2:32:00.188
17		2:03.656	47.553	41.576	34.527	189.4	2:34:03.844
18		2:05.515	47.488	42.955	35.072	192.5	2:36:09.359
19		2:04.341	47.694	41.960	34.687	174.4	2:38:13.700
20		2:04.219	47.756	42.139	34.324	189.1	2:40:17.919
21		2:06.572	47.771	42.567	36.234	180.9	2:42:24.491
22		2:05.650	47.609	42.796	35.245	178.2	2:44:30.141
23		2:07.157	47.623	41.522	38.012	178.2	2:46:37.298
24		2:04.715	48.272	41.566	34.877	179.4	2:48:42.013
25		2:05.042	47.674	41.929	35.439	176.4	2:50:47.055
26		2:04.761	47.771	42.332	34.658	186.8	2:52:51.816
27		2:04.802	48.436	41.586	34.780	181.8	2:54:56.618
28		2:06.448	49.028	42.596	34.824	169.2	2:57:03.066
29		2:03.865	48.044	41.443	34.378	181.2	2:59:06.931
30		2:03.399	47.463	41.495	34.441	176.4	3:01:10.330
31			47.703			187.1	

32 PUNTAL PRODUCTIONS BMW 325i E36

3 PUNTAL PRODUCTIONS

Vta.	D	Tiempo	Sector 1	Sector 2	Sector 3	V. Max.	Elapsed
1		2:01:13.317		2:00:37.943	35.374		2:01:13.317
2		2:08.071	49.200	42.928	35.943	164.3	2:03:21.388
3		2:06.499	47.916	42.381	36.202	186.5	2:05:27.887
4		2:06.263	48.478	42.419	35.366	164.8	2:07:34.150
5		2:05.272	48.013	42.207	35.052	185.2	2:09:39.422
6		2:05.682	48.357	42.104	35.221	184.6	2:11:45.104
7		2:05.705	47.628	43.005	35.072	184.6	2:13:50.809
8		2:05.379	48.346	42.007	35.026	161.1	2:15:56.188
9		2:04.624	47.709	41.847	35.068	186.5	2:18:00.812
10		2:05.655	47.966	42.273	35.416	182.1	2:20:06.467
11		2:05.025	47.980	42.006	35.039	183.0	2:22:11.492
12		2:05.274	47.907	42.026	35.341	178.2	2:24:16.766
13		2:05.471	47.988	41.432	36.051	188.4	2:26:22.237
14		2:05.639	48.360	42.179	35.100	176.1	2:28:27.876
15		2:05.467	47.989	42.228	35.250	183.6	2:30:33.343
16		2:06.346	47.874	42.789	35.683	183.3	2:32:39.689
17		2:05.987	48.011	42.632	35.344	176.1	2:34:45.676
18		2:05.485	47.641	42.638	35.206	182.7	2:36:51.161
19		2:06.291	48.535	42.839	34.917	175.0	2:38:57.452
20		2:07.431	47.809	43.154	36.468	177.0	2:41:04.883
21		2:09.031	49.596	43.760	35.675	166.6	2:43:13.914
22		2:09.237	49.431	43.213	36.593	173.0	2:45:23.151
23		2:09.636	49.331	43.448	36.857	176.1	2:47:32.787
24		2:08.100	48.990	43.197	35.913	179.4	2:49:40.887
25		2:09.862	49.627	43.538	36.697	170.8	2:51:50.749
26		2:09.215	49.485	43.760	35.970	181.5	2:53:59.964
27		2:09.687	49.564	44.048	36.075	167.9	2:56:09.651
28		2:10.033	50.274	43.571	36.188	174.1	2:58:19.684
29		2:08.476	49.102	43.408	35.966	177.6	3:00:28.160
30			49.311	43.755		176.1	

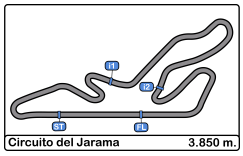

Circuito del Jarama
VI UV Endurance RACE Jarama
Carrera 8 horas resistencia
Lap Analysis 3 Hours

33 AMAZON SPORT 1 — VW Golf MK3

2 — AMAZON SPORT 1

Vta.	D	Tiempo	Sector 1	Sector 2	Sector 3	V. Max.	Elapsed
1		2:04:34.037	2:03:12.947	44.100	36.990	75.4	2:04:34.037
2		2:10.082	50.156	43.425	36.501	182.4	2:06:44.119
3		2:11.579	49.930	43.429	38.220	181.8	2:08:55.698
4		2:11.761	51.311	43.625	36.825	179.7	2:11:07.459
5		2:12.860	51.262	44.592	37.006	177.9	2:13:20.319
6		2:10.830	51.095	43.311	36.424	182.4	2:15:31.149
7		2:10.045	50.204	43.557	36.284	183.9	2:17:41.194
8		2:10.533	50.141	43.482	36.910	179.4	2:19:51.727
9		2:11.506	50.748	43.250	37.508	181.8	2:22:03.233
10		2:17.200	52.206	45.489	39.505	163.6	2:24:20.433
11		2:18.497	53.061	46.983	38.453	165.6	2:26:38.930
12		2:31.740	53.163	46.998	51.579	153.8	2:29:10.670

34 RRB COMPETICION — Renault Clio

2 — RRB COMPETICION

Vta.	D	Tiempo	Sector 1	Sector 2	Sector 3	V. Max.	Elapsed
1		2:18:24.106	P 2:08:45.636	44.867	8:53.603	89.7	2:18:24.106
2		5:06.445	3:49.312	43.143	33.990	67.5	2:23:30.551
3		2:01.940	47.253	40.804	33.883	183.3	2:25:32.491
4		2:05.544	46.947	43.233	35.364	180.9	2:27:38.035
5		2:05.570	47.304	42.499	35.767	178.8	2:29:43.605
6		2:06.426	48.487	42.723	35.216	177.0	2:31:50.031
7		2:09.131	48.574	43.708	36.849	177.9	2:33:59.162
8		2:08.448	48.264	43.717	36.467	175.3	2:36:07.610
9		2:12.471	48.305	45.273	38.893	177.3	2:38:20.081
10		6:45.581	P 48.856	44.645	5:12.080	167.7	2:45:05.662
11		3:23.352	2:07.505	41.590	34.257	68.7	2:48:29.014
12		2:03.955	47.688	42.340	33.927	178.2	2:50:32.969
13		2:01.704	46.608	41.048	34.048	183.6	2:52:34.673
14		2:03.629	47.084	42.175	34.370	183.9	2:54:38.302
15		2:03.330	46.808	41.885	34.637	181.2	2:56:41.632
16		2:01.723	46.552	40.965	34.206	184.3	2:58:43.355
17		2:03.506	46.865	42.354	34.287	185.8	3:00:46.861
18			46.681	41.440		183.3	

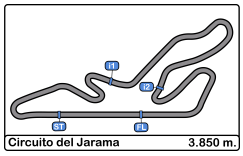

Circuito del Jarama
VI UV Endurance RACE Jarama
Carrera 8 horas resistencia
Lap Analysis 3 Hours

40 UV-TEC Citroen Saxo

SAXO UV-TEC

Vta.	D	Tiempo	Sector 1	Sector 2	Sector 3	V. Max.	Elapsed
1		2:01:23.219		2:00:44.761	38.458		2:01:23.219
2		2:15.617	51.457	46.067	38.093	159.0	2:03:38.836
3		2:15.479	51.310	45.982	38.187	161.1	2:05:54.315
4		2:14.719	51.396	45.654	37.669	162.6	2:08:09.034
5		2:15.161	51.823	45.810	37.528	163.3	2:10:24.195
6		2:16.193	51.293	45.934	38.966	162.8	2:12:40.388
7		2:15.739	52.215	46.165	37.359	161.1	2:14:56.127
8		2:16.064	51.972	46.797	37.295	169.5	2:17:12.191
9		2:14.666	51.002	45.899	37.765	165.1	2:19:26.857
10		2:15.395	51.305	46.351	37.739	163.1	2:21:42.252
11		2:15.853	52.021	45.759	38.073	162.8	2:23:58.105
12		2:15.399	52.002	45.760	37.637	161.9	2:26:13.504
13		2:17.289	51.788	46.874	38.627	162.4	2:28:30.793
14	P	4:17.633	52.294	45.957	2:39.382	162.1	2:32:48.426
15		7:41.200	6:14.559	46.973	39.668	81.2	2:40:29.626
16		2:22.415	53.324	48.737	40.354	144.7	2:42:52.041
17		2:22.673	53.557	47.627	41.489	159.2	2:45:14.714
18		2:24.117	54.159	50.882	39.076	151.4	2:47:38.831
19		2:21.987	54.987	47.912	39.088	153.6	2:50:00.818
20		2:23.887	54.449	47.551	41.887	156.9	2:52:24.705
21		2:21.910	54.325	47.859	39.726	154.2	2:54:46.615
22		2:21.343	54.084	46.991	40.268	155.3	2:57:07.958
23		2:25.435	57.515	49.260	38.660	153.1	2:59:33.393
24		2:21.637	54.512	48.317	38.808	147.3	3:01:55.030

46 UV-SAYAGO Citroen Saxo

SAXO UV-SAYAGO

Vta.	D	Tiempo	Sector 1	Sector 2	Sector 3	V. Max.	Elapsed
1		2:01:46.387		2:01:10.095	36.292		2:01:46.387
2		2:10.189	49.592	44.115	36.482	165.1	2:03:56.576
3		2:10.984	50.013	44.766	36.205	163.6	2:06:07.560
4		2:10.203	49.564	44.385	36.254	163.3	2:08:17.763
5		2:10.368	49.309	45.034	36.025	169.0	2:10:28.131
6		2:12.304	49.654	44.979	37.671	164.6	2:12:40.435
7		2:13.594	51.654	45.609	36.331	166.9	2:14:54.029
8		2:08.610	49.107	43.818	35.685	171.4	2:17:02.639
9		2:10.871	50.448	44.204	36.219	165.8	2:19:13.510
10		2:09.882	49.873	44.180	35.829	165.6	2:21:23.392
11		2:10.184	49.612	44.779	35.793	166.1	2:23:33.576
12		2:09.256	49.401	44.058	35.797	167.7	2:25:42.832
13		2:09.437	49.250	44.377	35.810	165.8	2:27:52.269
14		2:10.029	49.737	44.272	36.020	169.0	2:30:02.298
15		2:09.136	49.292	43.938	35.906	166.4	2:32:11.434
16		2:09.751	49.909	44.079	35.763	157.2	2:34:21.185
17		2:09.021	49.302	43.745	35.974	162.6	2:36:30.206
18		2:09.864	49.461	44.634	35.769	164.6	2:38:40.070
19		2:08.768	49.275	43.513	35.980	167.4	2:40:48.838
20		2:08.882	49.108	43.860	35.914	166.4	2:42:57.720
21		2:08.843	48.906	44.218	35.719	168.4	2:45:06.563
22		2:09.357	48.970	43.732	36.655	166.1	2:47:15.920
23		2:08.461	49.109	43.622	35.730	168.2	2:49:24.381
24		2:09.169	49.392	43.651	36.126	163.8	2:51:33.550
25		2:08.892	49.291	43.615	35.986	163.6	2:53:42.442
26		2:09.102	49.173	43.922	36.007	166.4	2:55:51.544
27		2:09.812	49.430	44.418	35.964	165.8	2:58:01.356
28		2:09.353	49.528	44.172	35.653	167.7	3:00:10.709
29			49.117	44.677		165.8	

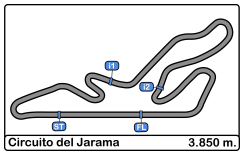

Circuito del Jarama
VI UV Endurance RACE Jarama
Carrera 8 horas resistencia
Analysis by Lap 3 Hours

Lap 1

Num	Lap Time	Gap
1	2:00:29.397	
2	2:00:35.417	06.020
29	2:00:38.594	09.197
25	2:00:44.786	15.389
31	2:00:46.716	17.319
19	2:00:51.448	22.051
30	2:00:54.580	25.183
28	2:01:03.627	34.230
12	2:01:08.639	39.242
6	2:01:11.556	42.159
32	2:01:13.317	43.920
21	2:01:21.627	52.230
40	2:01:23.219	53.822
11	2:01:32.332	1:02.935
8	2:01:33.503	1:04.106
22	2:01:39.829	1:10.432
3	2:01:40.268	1:10.871
16	2:01:45.829	1:16.432
46	2:01:46.387	1:16.990
7	2:01:54.443	1:25.046
17	2:02:06.607	1:37.210
27	2:02:16.161	1:46.764
9	2:02:18.414	1:49.017
20	2:02:24.378	1:54.981

Lap 2

Num	Lap Time	Gap
1	2:06.287	
2	2:05.115	04.848
29	2:04.731	07.641
19	1:57.668	13.432
31	2:05.410	16.442
25	2:20.301	29.403
30	2:11.284	30.180
28	2:12.128	40.071
6	2:07.923	43.795
21	1:58.639	44.582
32	2:08.071	45.704
5	2:03:25.922	1 Lap
12	2:20.175	53.130
11	2:03.048	59.696
40	2:15.617	1:03.152
8	2:05.812	1:03.631
3	2:06.057	1:10.641
46	2:10.189	1:20.892
7	2:08.886	1:27.645
17	2:05.964	1:36.887
9	2:05.740	1:48.470
27	2:13.007	1:53.484
33	2:04:34.037	1 Lap
20	2:10.152	1:58.846

Lap 3

Num	Lap Time	Gap
1	2:06.067	
2	2:04.402	03.183
19	1:57.320	04.685
29	2:04.984	06.558
31	2:04.064	14.439
16	3:14.503	1 Lap
30	2:12.376	36.489
21	1:58.223	36.738
14	2:05:21.050	2 Laps
28	2:11.277	45.281
32	2:06.499	46.136
25	2:22.897	46.233
6	2:08.696	46.424
11	2:04.126	57.755
12	2:18.835	1:05.898
8	2:08.670	1:06.234
3	2:06.110	1:10.684
40	2:15.479	1:12.564
46	2:10.984	1:25.809
7	2:08.113	1:29.691
17	2:06.323	1:37.143
9	2:06.054	1:48.457
27	2:12.171	1:59.588

Lap 4

Num	Lap Time	Gap
19	1:57.359	
33	2:10.082	2 Laps
20	2:10.879	1 Lap
1	2:06.678	04.634
2	2:04.576	05.715
29	2:06.053	10.567
31	2:03.845	16.240
16	1:59.828	1 Lap
10	2:07:05.207	3 Laps
21	1:57.878	32.572
30	2:12.389	46.834
32	2:06.263	50.355
6	2:08.065	52.445
28	2:11.639	54.876
11	2:02.738	58.449
25	2:21.463	1:05.652
8	2:09.212	1:13.402
3	2:08.173	1:16.813
12	2:17.887	1:21.741
40	2:14.719	1:25.239
46	2:10.203	1:33.968
7	2:08.016	1:35.663
17	2:06.017	1:41.116
9	2:04.787	1:51.200

Lap 5

Num	Lap Time	Gap
19	1:56.973	
22	7:08.521	3 Laps
33	2:11.579	2 Laps
27	2:14.736	1 Lap
20	2:10.990	1 Lap
16	2:00.033	1 Lap
31	2:03.901	23.168
21	1:57.668	33.267
5	6:05.878	3 Laps
32	2:05.272	58.654
30	2:11.275	1:01.136
6	2:07.198	1:02.670
11	2:02.426	1:03.902
28	2:09.078	1:06.981
14	4:42.585	3 Laps
8	2:08.037	1:24.466
3	2:07.829	1:27.669
25	2:20.978	1:29.657
12	2:16.282	1:41.050
40	2:15.161	1:43.427
7	2:08.014	1:46.704
46	2:10.368	1:47.363
17	2:05.586	1:49.729

Lap 6

Num	Lap Time	Gap
19	1:57.766	
9	2:06.042	1 Lap
16	2:00.927	1 Lap
2	4:17.142	1 Lap
33	2:11.761	2 Laps
20	2:11.344	1 Lap
31	2:05.103	30.505
27	2:14.287	1 Lap
21	1:57.473	32.974
5	2:09.140	3 Laps
32	2:05.682	1:06.570
11	2:01.741	1:07.877
6	2:08.349	1:13.253
30	2:13.340	1:16.710
28	2:10.100	1:19.315
14	2:05.337	3 Laps
8	2:06.103	1:32.803
3	2:05.436	1:35.339
25	2:20.877	1:52.768

Lap 7

Num	Lap Time	Gap
19	1:57.967	
7	2:09.249	1 Lap
12	2:17.808	1 Lap
17	2:09.609	1 Lap
40	2:16.193	1 Lap
46	2:12.304	1 Lap
9	2:04.751	1 Lap
16	2:01.603	1 Lap
21	1:59.098	34.105
31	2:08.188	40.726
33	2:12.860	2 Laps
20	2:12.926	1 Lap
1	6:32.565	2 Laps
27	2:11.612	1 Lap
22	4:40.842	4 Laps
10	6:31.271	5 Laps
5	2:08.498	3 Laps
11	2:04.148	1:14.058
32	2:05.705	1:14.308
6	2:08.401	1:23.687
28	2:09.939	1:31.287
30	2:14.090	1:32.833
14	2:04.189	3 Laps
8	2:06.649	1:41.485
3	2:05.741	1:43.113

Lap 8

Num	Lap Time	Gap
19	1:56.989	
7	2:08.506	1 Lap
17	2:08.191	1 Lap
9	2:07.197	1 Lap
25	2:22.459	1 Lap
46	2:13.594	1 Lap
12	2:16.206	1 Lap
40	2:15.739	1 Lap
16	2:01.554	1 Lap
21	1:56.952	34.068
31	2:04.919	48.656
29	8:31.509	3 Laps
33	2:10.830	2 Laps
27	2:11.713	1 Lap
20	2:21.680	1 Lap
10	2:11.712	5 Laps
22	2:20.375	4 Laps
11	2:00.832	1:17.901
32	2:05.379	1:22.698
5	2:11.104	3 Laps
6	2:08.459	1:35.157
14	2:04.881	3 Laps
28	2:11.455	1:45.753

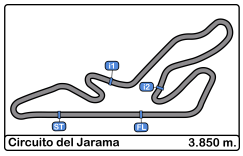

Circuito del Jarama
VI UV Endurance RACE Jarama
Carrera 8 horas resistencia
Analysis by Lap 3 Hours

Num	Lap Time	Gap
30	2:13.145	1:48.989
8	2:05.413	1:49.909
3	2:05.821	1:51.945
Num	**Lap Time**	**Gap**
Lap 9		
19	1:56.963	
7	2:07.741	1 Lap
17	2:05.298	1 Lap
9	2:05.164	1 Lap
46	2:08.610	1 Lap
16	2:01.987	1 Lap
21	1:59.081	36.186
12	2:15.180	1 Lap
40	2:16.064	1 Lap
25	2:22.849	1 Lap
31	2:05.153	56.846
33	2:10.045	2 Laps
27	2:10.833	1 Lap
11	2:01.823	1:22.761
10	2:12.454	5 Laps
32	2:04.624	1:30.359
1	4:47.447	3 Laps
22	2:19.422	4 Laps
5	2:09.282	3 Laps
6	2:07.521	1:45.715
14	2:04.244	3 Laps
2	7:16.607	3 Laps
34	2:18:24.106	8 Laps
28	2:10.109	1:58.899
Num	**Lap Time**	**Gap**
Lap 10		
19	1:58.911	
8	2:06.979	1 Lap
3	2:07.048	1 Lap
30	2:10.167	1 Lap
7	2:06.751	1 Lap
17	2:06.338	1 Lap
9	2:03.807	1 Lap
21	1:56.576	33.851
16	2:00.422	1 Lap

Num	Lap Time	Gap
46	2:10.871	1 Lap
12	2:14.093	1 Lap
40	2:14.666	1 Lap
31	2:05.228	1:03.163
25	2:21.709	1 Lap
33	2:10.533	2 Laps
11	2:00.203	1:24.053
27	2:11.145	1 Lap
32	2:05.655	1:37.103
1	2:03.002	3 Laps
20	4:31.241	2 Laps
10	2:13.820	5 Laps
5	2:08.012	3 Laps
6	2:07.731	1:54.535
14	2:04.083	3 Laps
Num	**Lap Time**	**Gap**
Lap 11		
19	1:58.005	
22	2:19.038	5 Laps
2	2:08.575	4 Laps
8	2:06.654	1 Lap
3	2:07.366	1 Lap
28	2:12.222	1 Lap
30	2:11.434	1 Lap
21	1:57.530	33.376
16	1:59.977	1 Lap
9	2:05.987	1 Lap
7	2:09.734	1 Lap
17	2:09.578	1 Lap
46	2:09.882	1 Lap
31	2:05.373	1:10.531
12	2:13.102	1 Lap
40	2:15.395	1 Lap
29	6:26.985	5 Laps
11	2:01.599	1:27.647
25	2:20.624	1 Lap
33	2:11.506	2 Laps
27	2:10.021	1 Lap
32	2:05.025	1:44.123
1	2:02.258	3 Laps

Num	Lap Time	Gap
10	2:11.506	5 Laps
Num	**Lap Time**	**Gap**
Lap 12		
19	1:58.927	
5	2:08.690	4 Laps
20	2:16.182	3 Laps
6	2:08.566	1 Lap
14	2:06.374	4 Laps
2	2:09.922	4 Laps
8	2:07.060	1 Lap
3	2:06.208	1 Lap
22	2:19.863	5 Laps
28	2:08.481	1 Lap
30	2:10.378	1 Lap
21	1:57.871	32.320
16	2:00.106	1 Lap
9	2:04.520	1 Lap
17	2:04.069	1 Lap
7	2:06.885	1 Lap
34	5:06.445	10 Laps
46	2:10.184	1 Lap
31	2:04.435	1:16.039
12	2:14.095	1 Lap
11	2:02.625	1:31.345
40	2:15.853	1 Lap
29	2:07.488	5 Laps
32	2:05.274	1:50.470
1	2:03.677	3 Laps
27	2:13.483	1 Lap
25	2:20.689	1 Lap
33	2:17.200	2 Laps
Num	**Lap Time**	**Gap**
Lap 13		
19	1:56.818	
5	2:07.176	4 Laps
10	2:10.686	6 Laps
14	2:05.751	4 Laps
6	2:08.890	1 Lap
20	2:13.259	3 Laps
2	2:06.319	4 Laps

Num	Lap Time	Gap
8	2:04.833	1 Lap
3	2:04.996	1 Lap
21	1:58.862	34.364
28	2:11.340	1 Lap
30	2:11.019	1 Lap
22	2:19.375	5 Laps
16	2:00.591	1 Lap
9	2:03.719	1 Lap
17	2:05.551	1 Lap
7	2:08.108	1 Lap
34	2:01.940	10 Laps
46	2:09.256	1 Lap
31	2:04.605	1:23.826
11	2:00.781	1:35.308
29	2:06.342	5 Laps
12	2:15.033	1 Lap
40	2:15.399	1 Lap
1	2:01.888	3 Laps
Num	**Lap Time**	**Gap**
Lap 14		
19	1:57.764	
32	2:05.471	1 Lap
27	2:10.828	2 Laps
33	2:18.497	3 Laps
25	2:20.154	2 Laps
5	2:07.334	4 Laps
14	2:07.115	4 Laps
10	2:08.956	6 Laps
6	2:05.749	1 Lap
20	2:10.330	3 Laps
2	2:06.299	4 Laps
8	2:06.043	1 Lap
21	1:58.158	34.758
3	2:04.736	1 Lap
16	1:59.845	1 Lap
28	2:09.623	1 Lap
30	2:11.173	1 Lap
9	2:05.353	1 Lap
22	2:16.253	5 Laps
17	2:06.038	1 Lap

Num	Lap Time	Gap
7	2:09.841	1 Lap
34	2:05.544	10 Laps
31	2:03.305	1:29.367
46	2:09.437	1 Lap
11	1:59.047	1:36.591
29	2:05.368	5 Laps
Num	**Lap Time**	**Gap**
Lap 15		
19	1:57.611	
12	2:14.047	2 Laps
1	2:04.429	4 Laps
24	2:28:25.945	14 Laps
32	2:05.639	1 Lap
40	2:17.289	2 Laps
27	2:11.204	2 Laps
5	2:07.784	4 Laps
14	2:09.709	4 Laps
21	2:00.501	37.648
6	2:09.302	1 Lap
25	2:20.957	2 Laps
10	2:15.645	6 Laps
2	2:07.711	4 Laps
8	2:07.898	1 Lap
3	2:07.795	1 Lap
16	1:59.864	1 Lap
20	2:15.747	3 Laps
33	2:31.740	3 Laps
28	2:10.062	1 Lap
9	2:04.932	1 Lap
30	2:11.779	1 Lap
17	2:06.039	1 Lap
22	2:14.687	5 Laps
7	2:08.265	1 Lap
34	2:05.570	10 Laps
31	2:04.359	1:36.115
11	1:59.228	1:38.208
46	2:10.029	1 Lap

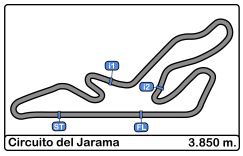

Circuito del Jarama
VI UV Endurance RACE Jarama
Carrera 8 horas resistencia
Analysis by Lap 3 Hours

Lap 16

Num	Lap Time	Gap
19	1:57.212	
29	2:05.046	6 Laps
1	2:03.104	4 Laps
32	2:05.467	1 Lap
12	2:15.005	2 Laps
24	2:18.005	14 Laps
27	2:12.844	2 Laps
21	1:58.036	38.472
5	2:07.451	4 Laps
14	2:05.396	4 Laps
6	2:05.988	1 Lap
16	2:01.096	1 Lap
2	2:07.333	4 Laps
8	2:07.298	1 Lap
3	2:07.204	1 Lap
10	2:15.791	6 Laps
20	2:10.482	3 Laps
25	2:21.312	2 Laps
9	2:05.507	1 Lap
28	2:11.567	1 Lap
17	2:06.889	1 Lap
30	2:09.710	1 Lap
34	2:06.426	10 Laps
7	2:10.015	1 Lap
22	2:16.351	5 Laps
11	1:59.597	1:40.593
31	2:05.584	1:44.487
46	2:09.136	1 Lap

Lap 17

Num	Lap Time	Gap
19	1:57.219	
29	2:04.520	6 Laps
1	2:02.454	4 Laps
32	2:06.346	1 Lap
40	4:17.633	3 Laps
12	2:13.518	2 Laps
21	1:57.333	38.586
5	2:07.949	4 Laps
14	2:03.506	4 Laps
27	2:12.447	2 Laps
16	1:59.717	1 Lap
6	2:06.583	1 Lap
2	2:05.749	4 Laps
8	2:05.544	1 Lap
3	2:05.320	1 Lap
10	2:07.957	6 Laps
20	2:08.346	3 Laps
9	2:05.696	1 Lap
28	2:09.594	1 Lap
17	2:06.132	1 Lap
25	2:22.200	2 Laps
30	2:11.131	1 Lap
11	2:00.992	1:44.366
34	2:09.131	10 Laps
7	2:08.996	1 Lap
31	2:03.656	1:50.924

Lap 18

Num	Lap Time	Gap
19	1:56.595	
22	2:15.350	6 Laps
46	2:09.751	2 Laps
29	2:04.171	6 Laps
1	2:02.382	4 Laps
32	2:05.987	1 Lap
21	1:57.461	39.452
12	2:14.669	2 Laps
14	2:03.401	4 Laps
16	2:00.120	1 Lap
5	2:08.067	4 Laps
6	2:05.276	1 Lap
27	2:12.394	2 Laps
2	2:05.780	4 Laps
3	2:06.273	1 Lap
8	2:07.563	1 Lap
10	2:08.187	6 Laps
20	2:07.296	3 Laps
9	2:04.013	1 Lap
28	2:09.106	1 Lap
17	2:07.420	1 Lap
11	2:01.947	1:49.718
30	2:10.807	1 Lap
25	2:22.901	2 Laps

Lap 19

Num	Lap Time	Gap
19	1:57.737	
34	2:08.448	11 Laps
31	2:05.515	1 Lap
7	2:09.144	2 Laps
22	2:16.404	6 Laps
46	2:09.021	2 Laps
29	2:04.422	6 Laps
1	2:02.270	4 Laps
21	1:56.715	38.430
32	2:05.485	1 Lap
16	2:00.106	1 Lap
14	2:04.897	4 Laps
12	2:11.140	2 Laps
5	2:07.289	4 Laps
6	2:05.563	1 Lap
2	2:06.431	4 Laps
3	2:05.435	1 Lap
8	2:07.960	1 Lap
27	2:14.156	2 Laps
10	2:08.185	6 Laps
9	2:04.292	1 Lap
17	2:07.354	1 Lap
11	2:00.560	1:52.541
28	2:11.853	1 Lap

Lap 20

Num	Lap Time	Gap
19	1:57.099	
30	2:10.428	2 Laps
20	2:37.737	4 Laps
31	2:04.341	1 Lap
7	2:08.019	2 Laps
34	2:12.471	11 Laps
25	2:19.214	3 Laps
29	2:04.527	6 Laps
1	2:02.654	4 Laps
46	2:09.864	2 Laps
22	2:15.965	6 Laps
21	1:57.231	38.562
32	2:06.291	1 Lap
16	2:00.655	1 Lap
14	2:03.484	4 Laps
6	2:06.943	1 Lap
5	2:09.121	4 Laps
12	2:13.901	2 Laps
3	2:04.792	1 Lap
2	2:06.831	4 Laps
8	2:08.465	1 Lap
27	2:11.779	2 Laps
9	2:04.510	1 Lap
10	2:10.235	6 Laps
11	1:58.855	1:54.297

Lap 21

Num	Lap Time	Gap
19	1:56.566	
17	2:07.618	2 Laps
28	2:09.949	2 Laps
31	2:04.219	1 Lap
30	2:10.121	2 Laps
7	2:08.679	2 Laps
40	7:41.200	6 Laps
1	2:02.499	4 Laps
21	1:59.143	41.139
29	2:09.280	6 Laps
25	2:17.703	3 Laps
46	2:08.768	2 Laps
22	2:13.927	6 Laps
32	2:07.431	1 Lap
16	2:00.829	1 Lap
14	2:03.688	4 Laps
6	2:06.108	1 Lap
5	2:07.016	4 Laps
3	2:06.658	1 Lap
2	2:07.638	4 Laps
12	2:13.869	2 Laps
8	2:05.213	1 Lap
9	2:04.982	1 Lap
27	2:11.404	2 Laps

Lap 22

Num	Lap Time	Gap
19	1:56.474	
11	1:59.391	1 Lap
10	2:11.347	7 Laps
17	2:06.493	2 Laps
31	2:06.572	1 Lap
28	2:12.841	2 Laps
30	2:10.714	2 Laps
7	2:09.027	2 Laps
21	1:57.389	42.054
1	2:02.883	4 Laps
29	2:04.310	6 Laps
40	2:22.415	6 Laps
46	2:08.882	2 Laps
25	2:17.068	3 Laps
22	2:14.016	6 Laps
16	2:00.817	1 Lap
32	2:09.031	1 Lap
14	2:04.112	4 Laps
6	2:06.300	1 Lap
5	2:07.741	4 Laps
3	2:04.484	1 Lap
2	2:06.884	4 Laps

Lap 23

Num	Lap Time	Gap
19	1:57.452	
11	2:00.083	1 Lap
12	2:16.116	3 Laps
9	2:06.958	2 Laps
27	2:11.916	3 Laps
10	2:09.526	7 Laps
17	2:06.379	2 Laps
31	2:05.650	1 Lap
28	2:10.732	2 Laps
21	1:57.903	42.505
1	2:01.307	4 Laps
7	2:08.380	2 Laps

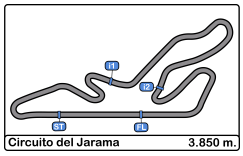

Circuito del Jarama
VI UV Endurance RACE Jarama
Carrera 8 horas resistencia
Analysis by Lap 3 Hours

Num	Lap Time	Gap
29	2:05.062	6 Laps
34	6:45.581	13 Laps
46	2:08.843	2 Laps
8	3:22.729	2 Laps
16	2:01.950	1 Lap
40	2:22.673	6 Laps
25	2:17.882	3 Laps
32	2:09.237	1 Lap
22	2:14.874	6 Laps
14	2:05.027	4 Laps

Lap 24

Num	Lap Time	Gap
19	1:58.605	
3	2:11.570	2 Laps
6	2:17.829	2 Laps
5	2:14.227	5 Laps
2	2:09.410	5 Laps
11	2:02.230	1 Lap
9	2:05.800	2 Laps
12	2:13.976	3 Laps
27	2:11.527	3 Laps
10	2:10.616	7 Laps
17	2:08.182	2 Laps
21	1:58.020	41.920
31	2:07.157	1 Lap
1	2:01.990	4 Laps
7	2:08.460	2 Laps
28	2:17.292	2 Laps
29	2:05.268	6 Laps
16	2:02.055	1 Lap
46	2:09.357	2 Laps
32	2:09.636	1 Lap
14	2:06.113	4 Laps
25	2:18.794	3 Laps
40	2:24.117	6 Laps
22	2:16.689	6 Laps

Lap 25

Num	Lap Time	Gap
19	1:56.416	
3	2:05.329	2 Laps
11	2:01.082	1 Lap
2	2:07.324	5 Laps
6	2:08.971	2 Laps
5	2:09.121	5 Laps
9	2:04.314	2 Laps
24	17:33.742	22 Laps
12	2:12.717	3 Laps
34	3:23.352	14 Laps
27	2:10.627	3 Laps
21	1:58.216	43.720
10	2:13.611	7 Laps
17	2:09.181	2 Laps
31	2:04.715	1 Lap
1	2:01.934	4 Laps
7	2:07.225	2 Laps
29	2:04.988	6 Laps
28	2:11.236	2 Laps
16	2:00.017	1 Lap
46	2:08.461	2 Laps
14	2:04.172	4 Laps
32	2:08.100	1 Lap
30	7:12.124	4 Laps
25	2:16.932	3 Laps
22	2:13.968	6 Laps
11	1:59.144	2:10.714
40	2:21.987	6 Laps
3	2:06.050	1 Lap
2	2:06.747	4 Laps
6	2:06.682	1 Lap
5	2:06.955	4 Laps
9	2:03.295	1 Lap

Lap 26

Num	Lap Time	Gap
21	1:57.820	
34	2:03.955	14 Laps
24	2:17.247	22 Laps
12	2:11.074	3 Laps
27	2:09.563	3 Laps
17	2:05.741	2 Laps
31	2:05.042	1 Lap
10	2:10.433	7 Laps
1	2:01.156	4 Laps
7	2:07.076	2 Laps
29	2:04.338	6 Laps
28	2:09.792	2 Laps
46	2:09.169	2 Laps
32	2:09.862	1 Lap
14	2:16.160	4 Laps
11	1:59.954	1:29.128
25	2:17.077	3 Laps
3	2:05.932	1 Lap
22	2:17.695	6 Laps
19	4:24.819	1:43.279
2	2:07.027	4 Laps
9	2:05.034	1 Lap
5	2:08.091	4 Laps
6	2:09.975	1 Lap
40	2:23.887	6 Laps

Lap 27

Num	Lap Time	Gap
21	1:57.945	
34	2:01.704	14 Laps
12	2:10.288	3 Laps
17	2:06.721	2 Laps
1	2:01.618	4 Laps
27	2:11.805	3 Laps
31	2:04.761	1 Lap
10	2:10.325	7 Laps
29	2:03.713	6 Laps
7	2:07.420	2 Laps
28	2:09.588	2 Laps
46	2:08.892	2 Laps
20	15:32.443	10 Laps
32	2:09.215	1 Lap
14	2:04.740	4 Laps
11	1:59.700	1:30.883
3	2:06.566	1 Lap
2	2:07.055	4 Laps
9	2:05.962	1 Lap

Lap 28

Num	Lap Time	Gap
21	1:57.734	
5	2:07.101	5 Laps
22	2:15.678	7 Laps
16	5:15.070	3 Laps
25	2:18.781	4 Laps
34	2:03.629	14 Laps
40	2:21.910	7 Laps
6	2:25.273	2 Laps
1	2:01.516	4 Laps
31	2:04.802	1 Lap
12	2:12.675	3 Laps
17	2:11.293	2 Laps
27	2:11.325	3 Laps
10	2:08.790	7 Laps
29	2:03.793	6 Laps
7	2:10.092	2 Laps
28	2:09.314	2 Laps
46	2:09.102	2 Laps
20	2:11.138	10 Laps
11	1:58.266	1:31.415
14	2:04.184	4 Laps
32	2:09.687	1 Lap

Lap 29

Num	Lap Time	Gap
21	1:56.321	
3	2:07.736	2 Laps
9	2:06.174	2 Laps
2	2:07.667	5 Laps
5	2:07.577	5 Laps
34	2:03.330	14 Laps
22	2:12.807	7 Laps
25	2:17.504	4 Laps
1	2:01.614	4 Laps
31	2:06.448	1 Lap
40	2:21.343	7 Laps
17	2:08.870	2 Laps
30	7:26.144	7 Laps
12	2:10.866	3 Laps
27	2:08.968	3 Laps
10	2:07.895	7 Laps
29	2:06.580	6 Laps
7	2:11.624	2 Laps
28	2:08.518	2 Laps
6	3:09.501	2 Laps
11	1:58.915	1:34.009
46	2:09.812	2 Laps
20	2:10.682	10 Laps
14	2:04.260	4 Laps
32	2:10.033	1 Lap

Lap 30

Num	Lap Time	Gap
21	1:57.733	
3	2:06.417	2 Laps
9	2:03.183	2 Laps
2	2:06.945	5 Laps
34	2:01.723	14 Laps
5	2:08.152	5 Laps
1	2:01.780	4 Laps
19	6:40.513	3 Laps
22	2:15.325	7 Laps
25	2:18.635	4 Laps
31	2:03.865	1 Lap
17	2:07.935	2 Laps
12	2:09.573	3 Laps
27	2:08.876	3 Laps
30	2:13.944	7 Laps
10	2:09.611	7 Laps
29	2:05.054	6 Laps
40	2:25.435	7 Laps
7	2:11.765	2 Laps
28	2:07.583	2 Laps
11	1:58.105	1:34.381
6	2:06.136	2 Laps
46	2:09.353	2 Laps
14	2:04.075	4 Laps
20	2:08.434	10 Laps

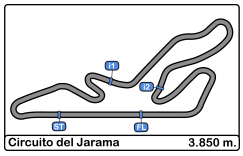

Circuito del Jarama
VI UV Endurance RACE Jarama
Carrera 8 horas resistencia
Analysis by Lap 3 Hours

Num	Lap Time	Gap
Lap 31		
21	1:57.301	
16	5:55.364	5 Laps
32	2:08.476	2 Laps
9	2:04.273	2 Laps
3	2:07.825	2 Laps
34	2:03.506	14 Laps
2	2:07.152	5 Laps
5	2:08.416	5 Laps
1	2:01.041	4 Laps
19	2:07.820	3 Laps
31	2:03.399	1 Lap
22	2:13.141	7 Laps
25	2:15.748	4 Laps
17	2:06.516	2 Laps
27	2:07.488	3 Laps
12	2:08.560	3 Laps
10	2:07.606	7 Laps
29	2:04.294	6 Laps
30	2:12.792	7 Laps
40	2:21.637	7 Laps
11	2:00.778	1:37.858
7	2:10.785	2 Laps
28	2:10.173	2 Laps
6	2:07.163	2 Laps
14	2:04.173	4 Laps

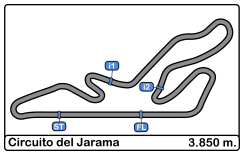

Circuito del Jarama
VI UV Endurance RACE Jarama
Carrera 8 horas resistencia
Best Sectors Results 3 Hours

	Sector - 1			Sector - 2			Sector - 3			Vuelta Ideal vs Mejor Vuelta					
Clas	Nº	Equipo	Tiempo	Nº	Equipo	Tiempo	Nº	Equipo	Tiempo	Clas	Nº	Equipo	Vta. Ideal	Mejor Vta.	Clas
1	19	RACING TO ENJOY	43.869	19	RACING TO ENJOY	38.436	19	RACING TO ENJOY	32.025	1	19	RACING TO ENJOY	1:54.330	1:54.495	1
2	21	BOYACA VSR	44.385	24	VSR MTORSPORT	38.816	24	VSR MTORSPORT	32.232	2	24	VSR MTORSPORT	1:55.569	1:55.667	2
3	24	VSR MTORSPORT	44.521	11	M&M RACING TEAM	39.131	21	BOYACA VSR	32.262	3	21	BOYACA VSR	1:55.781	1:56.321	3
4	11	M&M RACING TEAM	44.828	21	BOYACA VSR	39.134	16	RRO RACING VSR	32.904	4	11	M&M RACING TEAM	1:56.936	1:57.689	4
5	16	RRO RACING VSR	45.094	16	RRO RACING VSR	39.374	11	M&M RACING TEAM	32.977	5	16	RRO RACING VSR	1:57.372	1:58.293	5
6	34	RRB COMPETICION	45.973	34	RRB COMPETICION	39.860	1	ASAP RACING	33.430	6	34	RRB COMPETICION	1:59.471	1:59.776	6
7	32	PUNTAL PRODUCTI	46.081	1	ASAP RACING	40.323	34	RRB COMPETICION	33.638	7	1	ASAP RACING	1:59.927	2:00.846	7
8	1	ASAP RACING	46.174	32	PUNTAL PRODUCTI	40.333	9	JDM MOTOR 1	33.820	8	32	PUNTAL PRODUCTI	2:00.425	2:01.652	10
9	9	JDM MOTOR 1	46.258	26	PIKANTO RACING	40.611	12	M.BOSS RACING	34.007	9	9	JDM MOTOR 1	2:00.693	2:01.229	8
10	26	PIKANTO RACING	46.379	9	JDM MOTOR 1	40.615	32	PUNTAL PRODUCTI	34.011	10	26	PIKANTO RACING	2:01.217	2:01.981	12
11	12	M.BOSS RACING	46.622	12	M.BOSS RACING	40.682	14	OLIMPIA RACING	34.045	11	12	M.BOSS RACING	2:01.311	2:01.593	9
12	2	BMOVIE	46.642	14	OLIMPIA RACING	40.720	27	RG MOTORSPORT	34.172	12	14	OLIMPIA RACING	2:01.482	2:02.002	13
13	14	OLIMPIA RACING	46.717	2	BMOVIE	40.952	2	BMOVIE	34.200	13	2	BMOVIE	2:01.794	2:01.946	11
14	27	RG MOTORSPORT	46.843	27	RG MOTORSPORT	40.966	26	PIKANTO RACING	34.227	14	27	RG MOTORSPORT	2:01.981	2:02.201	14
15	6	CHAMAQUITOS	46.957	31	EB RACING	41.004	31	EB RACING	34.260	15	31	EB RACING	2:02.283	2:02.546	15
16	31	EB RACING	47.019	29	ALPHA RACING	41.313	29	ALPHA RACING	34.491	16	29	ALPHA RACING	2:02.952	2:03.514	16
17	29	ALPHA RACING	47.148	17	SAOCA SPORT	41.489	17	SAOCA SPORT	34.570	17	6	CHAMAQUITOS	2:03.557	2:04.253	18
18	3	ANGALI RACING	47.169	8	HLT MK3	41.624	6	CHAMAQUITOS	34.638	18	17	SAOCA SPORT	2:03.656	2:04.069	17
19	20	CLASICOS REDAN	47.350	10	FANSI GARAJE 49	41.777	28	EMAN EGURRE	34.695	19	20	CLASICOS REDAN	2:03.975	2:04.521	22
20	28	EMAN EGURRE	47.391	20	CLASICOS REDAN	41.803	20	CLASICOS REDAN	34.822	20	3	ANGALI RACING	2:04.029	2:04.484	20
21	8	HLT MK3	47.430	6	CHAMAQUITOS	41.962	3	ANGALI RACING	34.887	21	8	HLT MK3	2:04.040	2:04.267	19
22	10	FANSI GARAJE 49	47.443	28	EMAN EGURRE	41.962	8	HLT MK3	34.986	22	28	EMAN EGURRE	2:04.048	2:04.501	21
23	17	SAOCA SPORT	47.597	3	ANGALI RACING	41.973	10	FANSI GARAJE 49	35.055	23	10	FANSI GARAJE 49	2:04.275	2:04.630	23
24	5	DE DIEGO MOTOR	47.907	7	NATARA SPORT	42.255	7	NATARA SPORT	35.243	24	7	NATARA SPORT	2:06.084	2:06.751	25
25	7	NATARA SPORT	48.586	30	PLIPETTI'S RACING	42.894	5	DE DIEGO MOTOR	35.418	25	5	DE DIEGO MOTOR	2:06.248	2:06.562	24
26	33	AMAZON SPORT 1	48.660	5	DE DIEGO MOTOR	42.923	33	AMAZON SPORT 1	35.485	26	33	AMAZON SPORT 1	2:07.159	2:07.781	27
27	46	UV-SAYAGO	48.725	33	AMAZON SPORT 1	43.014	46	UV-SAYAGO	35.653	27	30	PLIPETTI'S RACING	2:07.489	2:07.765	26
28	30	PLIPETTI'S RACING	48.911	46	UV-SAYAGO	43.435	30	PLIPETTI'S RACING	35.684	28	46	UV-SAYAGO	2:07.813	2:08.461	28
29	18	SAAB ENDURANCE	49.275	22	ABOGADO AMIGO	43.713	25	POLESTAR TEAM	36.202	29	22	ABOGADO AMIGO	2:09.665	2:09.925	29
30	22	ABOGADO AMIGO	49.479	25	POLESTAR TEAM	43.787	22	ABOGADO AMIGO	36.473	30	18	SAAB ENDURANCE	2:09.927	2:10.180	30
31	25	POLESTAR TEAM	49.972	18	SAAB ENDURANCE	44.082	18	SAAB ENDURANCE	36.570	31	25	POLESTAR TEAM	2:09.961	2:11.640	31
32	40	UV-TEC	51.002	40	UV-TEC	44.855	40	UV-TEC	37.295	32	40	UV-TEC	2:13.152	2:14.045	32

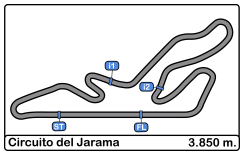

Circuito del Jarama
VI UV Endurance RACE Jarama
Carrera 8 horas resistencia
Leader Sequence 3 Hours

Nº	Equipo	Vehiculo	Cat	Vta.Inicio	Vta. Fin	Vtas	Total Vtas.
19	RACING TO ENJOY	BMW E36 325i	3	1	**44**	44	44
21	BOYACA VSR	BMW 320i E36	3	45	**52**	8	8
16	RRO RACING VSR	BMW 325I e36	3	53	**57**	5	5
1	ASAP RACING	Honda Civic EG5	1	58	**60**	3	3
19	RACING TO ENJOY	BMW E36 325i	3	61	**83**	23	67
21	BOYACA VSR	BMW 320i E36	3	84	**91**	8	16

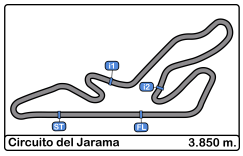

Circuito del Jarama
VI UV Endurance RACE Jarama
Carrera 8 horas resistencia
Best 5 Lap Times 3 Hours

					Mejor 1		Mejor 2		Mejor 3		Mejor 4		Mejor 5	
Clas	**Nº**	**Equipo**	**Vehiculo**	**Cat**	**Tiempo**	**Vta.**	**Tiempo**	**Vta.**	**Tiempo**	**Vta.**	**Tiempo**	**Vta.**	**Tiempo**	**Vta.**
1	**19**	RACING TO ENJOY	BMW E36 325i	3	**1:54.495**	10	1:55.084	11	1:55.219	15	1:55.234	5	1:55.295	14
2	**24**	VSR MTORSPORT	BMW 325i E36	3	**1:55.667**	10	1:55.845	2	1:55.917	3	1:56.020	4	1:56.107	6
3	**21**	BOYACA VSR	BMW 320i E36	3	**1:56.321**	85	1:56.576	66	1:56.715	75	1:56.761	28	1:56.766	11
4	**11**	M&M RACING TEAM	BMW E30 325i	3	**1:57.689**	3	1:57.857	10	1:58.105	85	1:58.134	2	1:58.266	83
5	**16**	RRO RACING VSR	BMW 325I e36	3	**1:58.293**	17	1:58.432	13	1:58.471	18	1:58.475	20	1:58.613	23
6	**34**	RRB COMPETICION	Renault Clio	2	**1:59.776**	22	2:00.306	23	2:00.841	11	2:00.899	10	2:00.959	24
7	**1**	ASAP RACING	Honda Civic EG5	1	**2:00.846**	15	2:00.932	11	2:01.041	84	2:01.156	79	2:01.307	76
8	**9**	JDM MOTOR 1	BMW E30 325i	3	**2:01.229**	44	2:02.235	43	2:02.270	47	2:02.382	38	2:02.424	33
9	**12**	M.BOSS RACING	VW Golf MK3	2	**2:01.593**	24	2:01.720	34	2:01.792	29	2:01.931	37	2:01.939	36
10	**32**	PUNTAL PRODUCTIONS	BMW 325i E36	3	**2:01.652**	25	2:01.768	26	2:01.887	23	2:02.232	2	2:02.234	30
11	**2**	BMOVIE	BMW E36 320i	2	**2:01.946**	35	2:02.097	38	2:02.212	37	2:02.250	36	2:02.280	20
12	**26**	PIKANTO RACING	Seat Toledo	2	**2:01.981**	10	2:02.115	4	2:02.158	25	2:02.173	19	2:02.328	2
13	**14**	OLIMPIA RACING	VW Golf MK2	2	**2:02.002**	2	2:02.012	11	2:02.081	6	2:02.126	12	2:02.146	14
14	**27**	RG MOTORSPORT	VW Golf MK2	2	**2:02.201**	27	2:02.532	6	2:02.584	42	2:02.669	16	2:02.705	30
15	**31**	EB RACING	BMW 325i E36	3	**2:02.546**	24	2:02.559	11	2:02.858	13	2:02.882	32	2:02.905	27
16	**29**	ALPHA RACING	BMW Compact	2	**2:03.514**	44	2:03.713	77	2:03.793	78	2:04.141	52	2:04.171	68
17	**17**	SAOCA SPORT	HONDA Civic	1	**2:04.069**	62	2:04.412	29	2:04.881	41	2:04.932	15	2:05.033	28
18	**6**	CHAMAQUITOS	Honda Civic EG4	1	**2:04.253**	32	2:04.533	24	2:04.537	23	2:04.791	3	2:04.988	19
19	**8**	HLT MK3	VW Golf MK3	2	**2:04.267**	12	2:04.504	38	2:04.581	19	2:04.656	32	2:04.681	5
20	**3**	ANGALI RACING OURENSE	BMW E36 320i	2	**2:04.484**	72	2:04.736	64	2:04.792	70	2:04.996	63	2:05.320	67
21	**28**	EMAN EGURRE RACING TEAM	BMW E36 325i	3	**2:04.501**	31	2:04.976	10	2:04.980	19	2:05.052	12	2:05.200	35
22	**20**	CLASICOS REDAN	BMW 325i E30	3	**2:04.521**	6	2:04.779	34	2:04.991	16	2:05.132	15	2:05.167	12
23	**10**	FANSI GARAJE 49	BMW 318ti	2	**2:04.630**	3	2:04.734	2	2:05.615	5	2:05.881	4	2:06.878	11
24	**5**	DE DIEGO MOTORSPORT	Citroen Saxo	SAXO	**2:06.562**	19	2:06.604	2	2:06.706	10	2:06.809	3	2:06.810	40
25	**7**	NATARA SPORT	Honda Civic	1	**2:06.751**	60	2:06.885	62	2:07.076	75	2:07.225	74	2:07.420	76
26	**30**	PLIPETTI'S RACING TEAM	VW Golf GTI	2	**2:07.765**	36	2:08.022	6	2:08.344	11	2:08.377	15	2:08.381	29
27	**33**	AMAZON SPORT 1	VW Golf MK3	2	**2:07.781**	36	2:07.951	14	2:08.295	40	2:08.558	30	2:08.563	41
28	**46**	UV-SAYAGO	Citroen Saxo	SAXO	**2:08.461**	40	2:08.577	10	2:08.610	25	2:08.768	36	2:08.843	38
29	**22**	ABOGADO AMIGO TEAM	Citroen Saxo	SAXO	**2:09.925**	51	2:10.148	10	2:10.572	44	2:10.587	22	2:10.664	32
30	**18**	SAAB ENDURANCE RACING SO	SAAB	2	**2:10.180**	20	2:10.796	33	2:10.921	19	2:11.072	32	2:11.696	37
31	**25**	POLESTAR TEAM	Volvo 850	3	**2:11.640**	34	2:11.785	23	2:11.903	2	2:11.999	3	2:12.253	35
32	**40**	UV-TEC	Citroen Saxo	SAXO	**2:14.045**	39	2:14.088	38	2:14.561	47	2:14.666	57	2:14.719	52

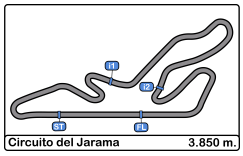

Circuito del Jarama
VI UV Endurance RACE Jarama
Carrera 8 horas resistencia
Best 5 Top Speeds 3 Hours

					Maxima 1		Maxima 2		Maxima 3		Maxima 4		Maxima 5		
Clas	**Nº**	**Equipo**	**Vehiculo**	**Cat**	**Km/h**	**Vta.**	**Km/h**	**Vta.**	**Km/h**	**Vta.**	**Km/h**	**Vta.**	**Km/h**	**Vta.**	**Media**
1	**19**	RACING TO ENJOY	BMW E36 325i	3	**203.3**	80	203.0	24	202.6	13	202.6	23	201.8	76	202.7
2	**11**	M&M RACING TEAM	BMW E30 325i	3	**201.8**	69	201.4	15	201.4	22	201.4	86	199.2	87	201.1
3	**21**	BOYACA VSR	BMW 320i E36	3	**200.0**	85	198.8	21	198.8	25	198.8	30	198.8	41	199.1
4	**24**	VSR MTORSPORT	BMW 325i E36	3	**197.8**	3	197.4	22	196.3	6	196.0	13	194.5	2	196.4
5	**9**	JDM MOTOR 1	BMW E30 325i	3	**193.8**	43	192.8	39	192.8	44	192.5	34	192.5	36	192.9
6	**16**	RRO RACING VSR	BMW 325I e36	3	**193.5**	2	191.8	29	188.8	16	186.2	19	184.6	3	189.0
7	**31**	EB RACING	BMW 325i E36	3	**193.5**	20	192.5	71	191.4	16	191.4	24	190.8	15	191.9
8	**12**	M.BOSS RACING	VW Golf MK3	2	**192.8**	19	191.4	14	191.1	12	190.1	32	189.8	3	191.0
9	**32**	PUNTAL PRODUCTIONS	BMW 325i E36	3	**192.1**	12	192.1	25	192.1	29	191.8	3	191.8	26	192.0
10	**27**	RG MOTORSPORT	VW Golf MK2	2	**191.8**	27	190.4	3	189.4	28	189.1	34	188.4	15	189.8
11	**34**	RRB COMPETICION	Renault Clio	2	**191.1**	40	190.1	24	188.1	15	187.5	2	187.1	23	188.8
12	**1**	ASAP RACING	Honda Civic EG5	1	**190.4**	67	190.1	85	189.8	41	189.8	76	189.8	77	190.0
13	**10**	FANSI GARAJE 49	BMW 318ti	2	**189.8**	2	188.4	3	187.5	4	184.9	5	181.5	7	186.4
14	**14**	OLIMPIA RACING	VW Golf MK2	2	**188.8**	66	186.2	2	185.2	38	185.2	39	184.9	6	186.0
15	**20**	CLASICOS REDAN	BMW 325i E30	3	**187.8**	7	185.8	2	185.2	3	184.3	11	183.9	12	185.4
16	**33**	AMAZON SPORT 1	VW Golf MK3	2	**186.5**	17	184.9	3	184.6	39	183.9	58	183.0	21	184.6
17	**26**	PIKANTO RACING	Seat Toledo	2	**186.2**	2	186.2	20	185.2	15	184.6	3	184.6	16	185.3
18	**17**	SAOCA SPORT	HONDA Civic	1	**183.6**	24	183.0	25	182.7	42	181.8	36	181.5	46	182.5
19	**7**	NATARA SPORT	Honda Civic	1	**183.0**	2	181.8	22	181.8	63	181.2	34	180.9	40	181.7
20	**3**	ANGALI RACING OURENSE	BMW E36 320i	2	**182.1**	73	181.5	61	181.5	69	180.6	53	180.6	62	181.2
21	**18**	SAAB ENDURANCE RACING SO	SAAB	2	**182.1**	18	178.5	16	178.5	21	177.9	3	177.6	5	178.9
22	**6**	CHAMAQUITOS	Honda Civic EG4	1	**181.2**	6	181.2	65	180.0	38	180.0	44	180.0	67	180.4
23	**30**	PLIPETTI'S RACING TEAM	VW Golf GTI	2	**180.3**	34	180.0	5	179.7	7	178.5	20	178.5	24	179.4
24	**8**	HLT MK3	VW Golf MK3	2	**179.7**	43	179.4	28	179.4	44	178.8	30	178.8	45	179.2
25	**25**	POLESTAR TEAM	Volvo 850	3	**179.4**	22	177.6	53	176.1	70	173.6	56	173.3	21	176.0
26	**28**	EMAN EGURRE RACING TEAM	BMW E36 325i	3	**179.1**	31	177.9	32	177.6	54	176.4	55	175.8	42	177.4
27	**29**	ALPHA RACING	BMW Compact	2	**177.3**	5	177.3	15	177.3	24	177.3	44	177.3	46	177.3
28	**5**	DE DIEGO MOTORSPORT	Citroen Saxo	SAXO	**176.7**	10	176.4	12	175.8	63	175.0	65	175.0	76	175.8
29	**2**	BMOVIE	BMW E36 320i	2	**176.1**	37	175.6	46	175.0	69	174.7	35	174.7	74	175.2
30	**46**	UV-SAYAGO	Citroen Saxo	SAXO	**175.6**	12	174.4	6	173.9	9	172.8	5	172.5	10	173.8
31	**40**	UV-TEC	Citroen Saxo	SAXO	**171.7**	21	171.4	26	170.8	10	169.5	56	167.7	22	170.2
32	**22**	ABOGADO AMIGO TEAM	Citroen Saxo	SAXO	**167.7**	21	167.1	32	166.9	3	166.9	11	166.9	22	167.1

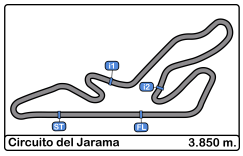

Circuito del Jarama
VI UV Endurance RACE Jarama
Carrera 8 horas resistencia
Fastest Laps Sequence 3 Hours

Vta	Hora Día	T Sesion	Nº	Equipo	Vehiculo	Cat	Time	Km/h
2	13:08:49.891	3:58.891	**19**	RACING TO ENJOY	BMW E36 325i	3	**1:55.403**	120.1
3	13:10:45.263	5:54.263	**19**	RACING TO ENJOY	BMW E36 325i	3	**1:55.372**	120.1
5	13:14:35.929	9:44.929	**19**	RACING TO ENJOY	BMW E36 325i	3	**1:55.234**	120.2
10	13:26:38.541	21:47.541	**19**	RACING TO ENJOY	BMW E36 325i	3	**1:54.495**	121.0

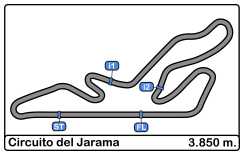

Circuito del Jarama
VI UV Endurance RACE Jarama
Carrera 8 horas resistencia
Event Best Maximum Speed 3 Hours

Nº	Equipo	Vehiculo	Cat	Clas	Km/h	Sesion
19	RACING TO ENJOY	BMW E36 325i	3	1	**204.1**	Entrenamiento No cronometrado
11	M&M RACING TEAM	BMW E30 325i	3	2	**201.8**	Carrera 8 horas resistencia
24	VSR MTORSPORT	BMW 325i E36	3	3	**200.7**	Entrenamiento cronometrado
21	BOYACA VSR	BMW 320i E36	3	4	**200.0**	Carrera 8 horas resistencia
16	RRO RACING VSR	BMW 325I e36	3	5	**197.8**	Entrenamiento No cronometrado
26	PIKANTO RACING	Seat Toledo	2	1	**196.7**	Entrenamiento cronometrado
9	JDM MOTOR 1	BMW E30 325i	3	6	**194.2**	Entrenamiento cronometrado
31	EB RACING	BMW 325i E36	3	7	**193.5**	Carrera 8 horas resistencia
12	M.BOSS RACING	VW Golf MK3	2	2	**192.8**	Carrera 8 horas resistencia
1	ASAP RACING	Honda Civic EG5	1	1	**192.5**	Entrenamiento cronometrado
32	PUNTAL PRODUCTIONS	BMW 325i E36	3	8	**192.1**	Entrenamiento No cronometrado
27	RG MOTORSPORT	VW Golf MK2	2	3	**191.8**	Carrera 8 horas resistencia
14	OLIMPIA RACING	VW Golf MK2	2	4	**191.1**	Entrenamiento No cronometrado
34	RRB COMPETICION	Renault Clio	2	5	**191.1**	Carrera 8 horas resistencia
10	FANSI GARAJE 49	BMW 318ti	2	6	**189.8**	Carrera 8 horas resistencia
4	4 TEAM	BMW Compact	2	7	**188.1**	Entrenamiento No cronometrado
20	CLASICOS REDAN	BMW 325i E30	3	9	**187.8**	Carrera 8 horas resistencia
33	AMAZON SPORT 1	VW Golf MK3	2	8	**186.5**	Carrera 8 horas resistencia
17	SAOCA SPORT	HONDA Civic	1	2	**183.6**	Carrera 8 horas resistencia
7	NATARA SPORT	Honda Civic	1	3	**183.0**	Carrera 8 horas resistencia
28	EMAN EGURRE RACING TEAM	BMW E36 325i	3	10	**182.1**	Entrenamiento cronometrado
18	SAAB ENDURANCE RACING	SAAB	2	9	**182.1**	Carrera 8 horas resistencia
3	ANGALI RACING OURENSE	BMW E36 320i	2	10	**182.1**	Carrera 8 horas resistencia
8	HLT MK3	VW Golf MK3	2	11	**181.8**	Entrenamiento No cronometrado
6	CHAMAQUITOS	Honda Civic EG4	1	4	**181.2**	Carrera 8 horas resistencia
30	PLIPETTI'S RACING TEAM	VW Golf GTI	2	12	**180.3**	Carrera 8 horas resistencia
25	POLESTAR TEAM	Volvo 850	3	11	**179.4**	Carrera 8 horas resistencia
29	ALPHA RACING	BMW Compact	2	13	**177.3**	Carrera 8 horas resistencia
5	DE DIEGO MOTORSPORT	Citroen Saxo	SAX	1	**176.7**	Carrera 8 horas resistencia
2	BMOVIE	BMW E36 320i	2	14	**176.1**	Carrera 8 horas resistencia
46	UV-SAYAGO	Citroen Saxo	SAX	2	**175.6**	Carrera 8 horas resistencia
40	UV-TEC	Citroen Saxo	SAX	3	**171.7**	Carrera 8 horas resistencia
22	ABOGADO AMIGO TEAM	Citroen Saxo	SAX	4	**168.2**	Entrenamiento No cronometrado

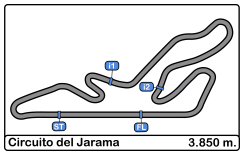

Circuito del Jarama
VI UV Endurance RACE Jarama
Carrera 8 horas resistencia
Lap Chart 3 Hours

LAP

Nr	Pos	Grid	1	2	3	4	5	6	7	8	9	10	11	12	13	14	15	16	17	18	19	20	21	22	23	24	25	26	27	28	29	30
24	**1**	24	1	1	1	19	19	19	19	19	19	19	19	19	19	19	19	19	19	19	19	19	19	19	19	19	19	21	21	21	21	21
19	**2**	19	2	2	2	1	31	31	21	21	21	21	21	21	21	21	21	21	21	21	21	21	21	21	21	21	21	11	11	11	11	11
21	**3**	21	29	29	19	2	21	21	31	31	31	31	31	31	31	31	31	11	11	11	11	11	11	11	11	11	11	19	31	31	31	31
26	**4**	26	25	19	29	29	32	32	11	11	11	11	11	11	11	11	11	31	31	31	31	31	31	31	31	31	31	31	32	32	32	
16	**5**	16	31	31	31	31	30	11	32	32	32	32	32	32	32	32	32	32	32	32	32	32	16	16	16	16	32	32	3	3	9	
11	**6**	11	19	25	30	21	6	6	6	6	6	6	6	6	6	6	6	16	16	16	16	16	32	32	32	32	3	3	9	9	3	
14	**7**	14	30	30	21	30	11	30	28	28	28	8	8	8	8	8	16	6	6	6	6	6	6	3	3	3	9	9	17	17	17	
9	**8**	9	28	28	28	32	28	28	30	30	8	3	3	3	3	3	8	8	3	3	3	3	3	6	6	6	6	6	7	7	7	
34	**9**	34	12	6	32	6	8	8	8	8	3	28	28	28	16	16	3	3	8	8	8	8	9	9	9	9	17	17	28	28	28	
1	**10**	1	6	21	25	28	3	3	3	3	30	30	30	30	28	28	9	9	9	9	9	9	17	17	17	17	7	7	6	6	6	
27	**11**	27	32	32	6	11	25	25	7	7	7	16	16	16	30	9	28	28	28	17	17	17	28	7	7	7	28	28	46	46		
12	**12**	12	21	12	11	25	12	7	17	17	17	9	9	9	9	30	17	17	17	28	28	28	7	28	28	28	46	46	19	19		
2	**13**	2	40	11	12	8	40	12	9	9	9	7	17	17	17	17	30	30	30	30	30	30	46	46	46	46	16	12	12	27		
31	**14**	31	11	40	8	3	7	17	25	46	16	17	7	7	7	7	7	7	7	7	7	7	8	12	12	12	12	27	27	12		
8	**15**	8	8	8	3	12	46	40	46	16	46	46	46	46	46	46	46	46	46	46	46	46	12	27	27	27	27	1	1			
29	**16**	29	22	3	40	40	17	46	12	12	12	12	12	12	12	12	12	12	12	12	12	12	27	25	25	25	25	25	25			
17	**17**	17	3	46	46	46	9	9	40	40	40	40	40	40	40	27	27	27	27	27	27	27	25	1	1	1	1	14	14			
20	**18**	20	16	7	7	7	16	16	16	25	25	25	27	27	27	25	25	25	25	25	25	25	1	14	14	14	14	16				
5	**19**	5	46	17	17	17	2	20	27	27	27	27	25	25	25	40	20	20	1	1	1	1	14	2	2	2	2	2				
7	**20**	7	7	9	9	9	20	27	20	33	33	33	33	20	20	20	1	1	14	14	14	14	30	5	5	5	5	5				
10	**21**	10	17	27	27	27	27	33	33	20	20	20	20	33	1	1	14	14	5	5	5	2	2	29	29	29	29					
33	**22**	33	27	20	20	20	33	1	1	1	1	1	1	1	5	14	5	5	2	2	2	5	5	22	22	22						
3	**23**	3	9	16	16	16	1	5	5	5	5	5	5	5	14	5	2	2	29	29	29	29	29	40	30	10						
30	**24**	30	20	33	33	33	29	14	14	14	14	14	14	14	2	2	40	29	40	40	22	22	22	30	10	30						
46	**25**	46	5	22	5	5	5	2	2	2	2	2	2	2	22	29	29	40	22	22	40	40	40	10	40	40						
28	**26**	28	33	5	14	14	14	22	22	22	22	22	22	22	29	22	22	22	10	10	10	10	10									
22	**27**	22	14	14	22	22	22	29	29	29	29	29	29	29	10	10	10	10	20	20	20	20										
25	**28**	25	10	10	10	10	10	10	10	10	10	10	10	10	34	34	34	34	34													
40	**29**	40	34	34	34	34	34	34	34	34	34	34	34	34																		
6	**30**	6	24	24	24	24																										
18	**31**	18																														
32	**32**	32																														

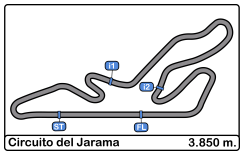

Circuito del Jarama
VI UV Endurance RACE Jarama
Carrera 8 horas resistencia
Lap Chart 3 Hours

		L
Nr	Pos	31
24	**1**	21
19	**2**	11
21	**3**	
26	**4**	
16	**5**	
11	**6**	
14	**7**	
9	**8**	
34	**9**	
1	**10**	
27	**11**	
12	**12**	
2	**13**	
31	**14**	
8	**15**	
29	**16**	
17	**17**	
20	**18**	
5	**19**	
7	**20**	
10	**21**	
33	**22**	
3	**23**	
30	**24**	
46	**25**	
28	**26**	
22	**27**	
25	**28**	
40	**29**	
6	**30**	
18	**31**	
32	**32**	

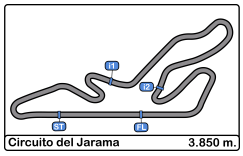

Circuito del Jarama
VI UV Endurance RACE Jarama
Carrera 8 horas resistencia
Graphic Lap Chart 3 Hours

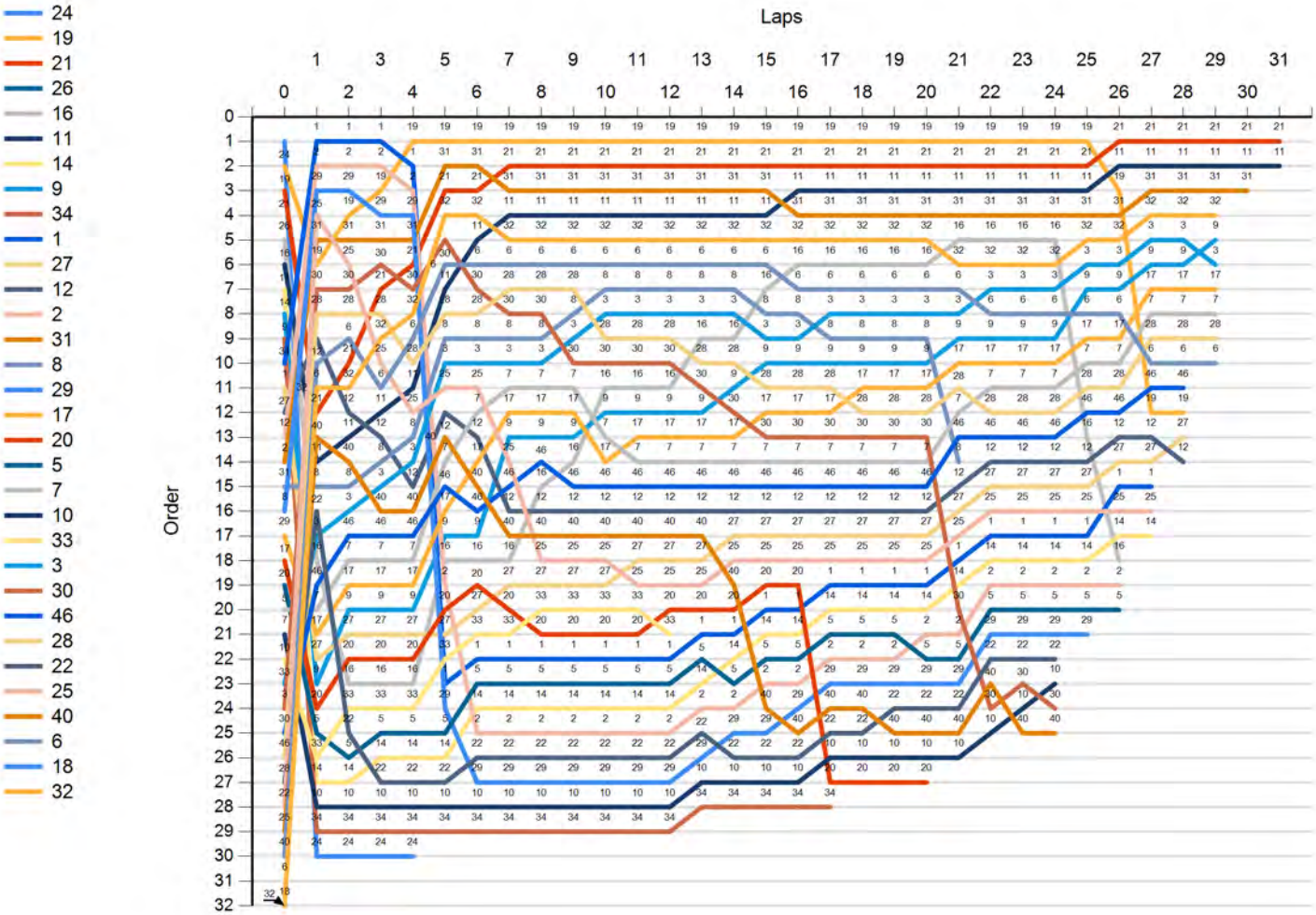

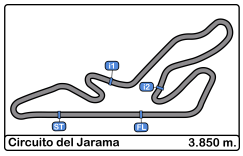

Circuito del Jarama
VI UV Endurance RACE Jarama
Carrera 8 horas resistencia
Pit Stop Analysis 3 Hours

Nº	Tiempo Día	Equipo	Vehiculo	Cat	Tiempo Entrada	Nº Parada	Tiempo Pit	Handicap
22	15:08:47.379	ABOGADO AMIGO TEAM	Citroen Saxo	SAXO	2:03:56.179	1	7:11.755	7:00
2	15:13:48.790	BMOVIE	BMW E36 320i	2	2:08:57.590	1	7:15.853	7:00
1	15:13:52.380	ASAP RACING	Honda Civic EG5	1	2:09:01.180	1	7:05.387	7:00
29	15:13:57.285	ALPHA RACING	BMW Compact	2	2:09:06.085	1	10:40.454	7:00
34	15:15:02.918	RRB COMPETICION	Renault Clio	2	2:10:11.718	1	11:13.545	7:00
20	15:20:28.393	CLASICOS REDAN	BMW 325i E30	3	2:15:37.193	1	2:15.305	7:00
24	15:35:30.370	VSR MTORSPORT	BMW 325i E36	3	2:30:39.170	1	15:28.253	7:00
40	15:35:44.226	UV-TEC	Citroen Saxo	SAXO	2:30:53.026	1	7:18.637	7:00
20	15:42:58.773	CLASICOS REDAN	BMW 325i E30	3	2:38:07.573	2	13:19.699	7:00
34	15:45:28.127	RRB COMPETICION	Renault Clio	2	2:40:36.927	2	5:47.356	7:00
30	15:51:57.381	PLIPETTI'S RACING TEAM	VW Golf GTI	2	2:47:06.181	1	7:49.994	7:00
19	15:54:40.013	RACING TO ENJOY	BMW E36 325i	3	2:49:48.813	1	7:05.807	7:00
16	15:56:12.432	RRO RACING VSR	BMW 325I e36	3	2:51:21.232	1	7:03.393	7:00
6	15:59:34.038	CHAMAQUITOS	Honda Civic EG4	1	2:54:42.838	1	1:10.972	7:00
19	16:05:51.177	RACING TO ENJOY	BMW E36 325i	3	3:00:59.977	2	24.775	7:00

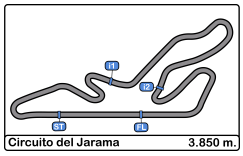

Circuito del Jarama
VI UV Endurance RACE Jarama
Carrera 8 horas resistencia
Provisional Results 4 Hours

Cla	Nº	Equipo	Vehiculo	Cat	Cla	TMA	EBC	N.V.	Tiempo	Dif 1º	Dif Ant.	Km/h	V.R.	Tiempo	Km/h
1	**21**	BOYACA VSR	BMW 320i E36	3	1			115	**4:00:37.313**			110.4	103	1:55.550	119.9
2	**19**	RACING TO ENJOY	BMW E36 325i	3	2			115	**4:00:42.133**	4.820	4.820	110.3	10	1:54.495	121.0
3	**11**	M&M RACING TEAM	BMW E30 325i	3	3			113	**4:00:57.990**	2 Vtas	2 Vtas	108.3	3	1:57.689	117.7
4	**16**	RRO RACING VSR	BMW 325I e36	3	4			113	**4:01:21.303**	2 Vtas	23.313	108.1	17	1:58.293	117.1
5	**29**	ALPHA RACING	BMW Compact	2	1			110	**4:01:52.354**	5 Vtas	3 Vtas	105.0	92	2:02.903	112.7
6	**2**	BMOVIE	BMW E36 320i	2	2			109	**3:58:49.743**	6 Vtas	1 Vta	105.4	35	2:01.946	113.6
7	**31**	EB RACING	BMW 325i E36	3	5			109	**4:02:03.821**	6 Vtas	3:14.078	104.0	107	2:02.504	113.1
8	**32**	PUNTAL	BMW 325i E36	3	6			108	**4:02:03.506**	7 Vtas	1 Vta	103.0	25	2:01.652	113.9
9	**14**	OLIMPIA RACING	VW Golf MK2	2	3			107	**4:00:57.577**	8 Vtas	1 Vta	102.5	2	2:02.002	113.6
10	**9**	JDM MOTOR 1	BMW E30 325i	3	7			107	**4:01:50.977**	8 Vtas	53.400	102.1	44	2:01.229	114.3
11	**30**	PLIPETTI'S RACING TEAM	VW Golf GTI	2	4			106	**4:02:23.667**	9 Vtas	1 Vta	101.0	101	2:07.463	108.7
12	**10**	FANSI GARAJE 49	BMW 318ti	2	5			105	**4:00:21.847**	10 Vtas	1 Vta	100.9	3	2:04.630	111.2
13	**3**	ANGALI RACING OURENSE	BMW E36 320i	2	6			105	**4:01:57.356**	10 Vtas	1:35.509	100.2	72	2:04.484	111.3
14	**12**	M.BOSS RACING	VW Golf MK3	2	7			105	**4:02:17.260**	10 Vtas	19.904	100.1	24	2:01.593	113.9
15	**27**	RG MOTORSPORT	VW Golf MK2	2	8			105	**4:02:19.500**	10 Vtas	2.240	100.0	27	2:02.201	113.4
16	**6**	CHAMAQUITOS	Honda Civic EG4	1	1			103	**4:00:51.302**	12 Vtas	2 Vtas	98.7	32	2:04.253	111.5
17	**7**	NATARA SPORT	Honda Civic	1	2			103	**4:02:13.496**	12 Vtas	1:22.194	98.2	60	2:06.751	109.3
18	**5**	DE DIEGO	Citroen Saxo	SA	1			102	**4:01:08.306**	13 Vtas	1 Vta	97.7	19	2:06.562	109.5
19	**28**	EMAN EGURRE RACING TEAM	BMW E36 325i	3	8			102	**4:01:30.365**	13 Vtas	22.059	97.5	31	2:04.501	111.3
20	**22**	ABOGADO AMIGO	Citroen Saxo	SA	2			102	**4:01:51.143**	13 Vtas	20.778	97.4	51	2:09.925	106.6
21	**17**	SAOCA SPORT	HONDA Civic	1	3			98	**3:56:47.913**	17 Vtas	4 Vtas	95.6	62	2:04.069	111.7
22	**20**	CLASICOS REDAN	BMW 325i E30	3	9			97	**4:01:10.474**	18 Vtas	1 Vta	92.9	6	2:04.521	111.3
23	**34**	RRB COMPETICION	Renault Clio	2	9			96	**4:02:27.099**	19 Vtas	1 Vta	91.4	22	1:59.776	115.7
24	**25**	POLESTAR TEAM	Volvo 850	3	10			95	**4:00:21.443**	20 Vtas	1 Vta	91.3	34	2:11.640	105.2
25	**40**	UV-TEC	Citroen Saxo	SA	3			95	**4:00:22.697**	20 Vtas	1.254	91.2	39	2:14.045	103.3
	No clasificados: (Requerimiento: 75% del numero de vueltas del lider = 87 Vueltas)														
	1	ASAP RACING	Honda Civic EG5	1	4			86	**3:06:54.091**	29 Vtas	9 Vtas	106.2	85	2:00.703	114.8
	33	AMAZON SPORT 1	VW Golf MK3	2	10			79	**3:54:58.744**	36 Vtas	7 Vtas	77.6	36	2:07.781	108.4
	8	HLT MK3	VW Golf MK3	2	11			73	**2:45:07.638**	42 Vtas	6 Vtas	102.1	12	2:04.267	111.5
	46	UV-SAYAGO	Citroen Saxo	SA	4			69	**4:02:25.615**	46 Vtas	4 Vtas	65.7	60	2:07.977	108.3
	26	PIKANTO RACING	Seat Toledo	2	12			41	**1:29:08.123**	74 Vtas	28 Vtas	106.2	10	2:01.981	113.6
	18	SAAB ENDURANCE RACING SOCIETY	SAAB	2	13			38	**1:46:05.062**	77 Vtas	3 Vtas	82.7	20	2:10.180	106.4
	24	VSR MTORSPORT	BMW 325i E36	3	11			29	**2:50:34.939**	86 Vtas	9 Vtas	39.2	10	1:55.667	119.8

Vta. rápida de RACING TO ENJOY en 1:54.495 a 121.1 Km/h en la vuelta 10

Publicada a las :.....

Comisarios Deportivos:	**Director de Carrera:**	**Cronometrador:**

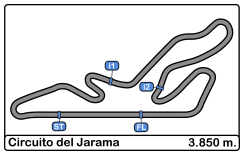

Circuito del Jarama
VI UV Endurance RACE Jarama
Carrera 8 horas resistencia
Provisional Results by Class 4 Hours

Cla	Nº	Equipo	Vehiculo	Cat	Cla	TMA	EBC	N.V.	Tiempo	Dif 1º	Dif Ant.	Km/h	V.R.	Tiempo	Km/h
		1													
1	**6**	CHAMAQUITOS	Honda Civic EG4	1	1			103	**4:00:51.302**			98.7	32	2:04.253	111.5
2	**7**	NATARA SPORT	Honda Civic	1	2			103	**4:02:13.496**	12 Laps	1:22.194	98.2	60	2:06.751	109.3
3	**17**	SAOCA SPORT	HONDA Civic	1	3			98	**3:56:47.913**	17 Laps	5 Laps	95.6	62	2:04.069	111.7
	No clasificados: (Requerimiento: 75% del numero de vueltas del lider = 87 Vueltas)														
	1	ASAP RACING	Honda Civic EG5	1	4			86	**3:06:54.091**	29 Laps	12 Laps	106.2	85	2:00.703	114.8
Vta. rápida de RACING TO ENJOY en 1:54.495 a 121.1 Km/h en la vuelta 10															
		2													
1	**29**	ALPHA RACING	BMW Compact	2	1			110	**4:01:52.354**			105.0	92	2:02.903	112.7
2	**2**	BMOVIE	BMW E36 320i	2	2			109	**3:58:49.743**	6 Laps	1 Lap	105.4	35	2:01.946	113.6
3	**14**	OLIMPIA RACING	VW Golf MK2	2	3			107	**4:00:57.577**	8 Laps	2 Laps	102.5	2	2:02.002	113.6
4	**30**	PLIPETTI'S RACING TEAM	VW Golf GTI	2	4			106	**4:02:23.667**	9 Laps	1 Lap	101.0	101	2:07.463	108.7
5	**10**	FANSI GARAJE 49	BMW 318ti	2	5			105	**4:00:21.847**	10 Laps	1 Lap	100.9	3	2:04.630	111.2
6	**3**	ANGALI RACING OURENSE	BMW E36 320i	2	6			105	**4:01:57.356**	10 Laps	1:35.509	100.2	72	2:04.484	111.3
7	**12**	M.BOSS RACING	VW Golf MK3	2	7			105	**4:02:17.260**	10 Laps	19.904	100.1	24	2:01.593	113.9
8	**27**	RG MOTORSPORT	VW Golf MK2	2	8			105	**4:02:19.500**	10 Laps	2.240	100.0	27	2:02.201	113.4
9	**34**	RRB COMPETICION	Renault Clio	2	9			96	**4:02:27.099**	19 Laps	9 Laps	91.4	22	1:59.776	115.7
	No clasificados: (Requerimiento: 75% del numero de vueltas del lider = 87 Vueltas)														
	33	AMAZON SPORT 1	VW Golf MK3	2	10			79	**3:54:58.744**	36 Laps	17 Laps	77.6	36	2:07.781	108.4
	8	HLT MK3	VW Golf MK3	2	11			73	**2:45:07.638**	42 Laps	6 Laps	102.1	12	2:04.267	111.5
	26	PIKANTO RACING	Seat Toledo	2	12			41	**1:29:08.123**	74 Laps	32 Laps	106.2	10	2:01.981	113.6
	18	SAAB ENDURANCE RACING SOCIETY	SAAB	2	13			38	**1:46:05.062**	77 Laps	3 Laps	82.7	20	2:10.180	106.4
Vta. rápida de RACING TO ENJOY en 1:54.495 a 121.1 Km/h en la vuelta 10															
		3													
1	**21**	BOYACA VSR	BMW 320i E36	3	1			115	**4:00:37.313**			110.4	103	1:55.550	119.9
2	**19**	RACING TO ENJOY	BMW E36 325i	3	2			115	**4:00:42.133**	4.820	4.820	110.3	10	1:54.495	121.0
3	**11**	M&M RACING TEAM	BMW E30 325i	3	3			113	**4:00:57.990**	2 Laps	2 Laps	108.3	3	1:57.689	117.7
4	**16**	RRO RACING VSR	BMW 325I e36	3	4			113	**4:01:21.303**	2 Laps	23.313	108.1	17	1:58.293	117.1
5	**31**	EB RACING	BMW 325i E36	3	5			109	**4:02:03.821**	6 Laps	4 Laps	104.0	107	2:02.504	113.1
6	**32**	PUNTAL	BMW 325i E36	3	6			108	**4:02:03.506**	7 Laps	1 Lap	103.0	25	2:01.652	113.9
7	**9**	JDM MOTOR 1	BMW E30 325i	3	7			107	**4:01:50.977**	8 Laps	1 Lap	102.1	44	2:01.229	114.3
8	**28**	EMAN EGURRE RACING TEAM	BMW E36 325i	3	8			102	**4:01:30.365**	13 Laps	5 Laps	97.5	31	2:04.501	111.3
9	**20**	CLASICOS REDAN	BMW 325i E30	3	9			97	**4:01:10.474**	18 Laps	5 Laps	92.9	6	2:04.521	111.3
10	**25**	POLESTAR TEAM	Volvo 850	3	10			95	**4:00:21.443**	20 Laps	2 Laps	91.3	34	2:11.640	105.2
	No clasificados: (Requerimiento: 75% del numero de vueltas del lider = 87 Vueltas)														
	24	VSR MTORSPORT	BMW 325i E36	3	11			29	**2:50:34.939**	86 Laps	66 Laps	39.2	10	1:55.667	119.8
Vta. rápida de RACING TO ENJOY en 1:54.495 a 121.1 Km/h en la vuelta 10															
		SAXO													
1	**5**	DE DIEGO	Citroen Saxo	SA	1			102	**4:01:08.306**			97.7	19	2:06.562	109.5
2	**22**	ABOGADO AMIGO	Citroen Saxo	SA	2			102	**4:01:51.143**	13 Laps	42.837	97.4	51	2:09.925	106.6
3	**40**	UV-TEC	Citroen Saxo	SA	3			95	**4:00:22.697**	20 Laps	7 Laps	91.2	39	2:14.045	103.3
	No clasificados: (Requerimiento: 75% del numero de vueltas del lider = 87 Vueltas)														
	46	UV-SAYAGO	Citroen Saxo	SA	4			69	**4:02:25.615**	46 Laps	26 Laps	65.7	60	2:07.977	108.3
Vta. rápida de RACING TO ENJOY en 1:54.495 a 121.1 Km/h en la vuelta 10															

Publicada a las :.....

Comisarios Deportivos:	**Director de Carrera:**	**Cronometrador:**

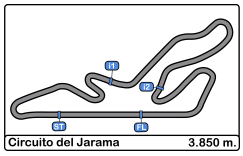

Circuito del Jarama
VI UV Endurance RACE Jarama
Carrera 8 horas resistencia
Provisional Classification by Driver Fastest Lap 4 Hours

Clas	Nº	Equipo	Vehiculo	Cat	Clas	N.V.	V.R.	Tiempo	Dif 1º	Dif Ant.	Km/h
1	**21**	BOYACA VSR	BMW 320i E36	3	1	29	**17**	**1:55.550**			119.9
2	**19**	RACING TO ENJOY	BMW E36 325i	3	2	31	**29**	**1:56.577**	1.027	1.027	118.8
3	**11**	M&M RACING TEAM	BMW E30 325i	3	3	28	**22**	**1:57.962**	2.412	1.385	117.4
4	**16**	RRO RACING VSR	BMW 325I e36	3	4	31	**15**	**2:00.040**	4.490	2.078	115.4
5	**1**	ASAP RACING	Honda Civic EG5	1	1	3	**2**	**2:00.703**	5.153	0.663	114.8
6	**9**	JDM MOTOR 1	BMW E30 325i	3	5	27	**24**	**2:01.419**	5.869	0.716	114.1
7	**34**	RRB COMPETICION	Renault Clio	2	1	31	**3**	**2:01.781**	6.231	0.362	113.8
8	**32**	PUNTAL PRODUCTIONS	BMW 325i E36	3	6	27	**19**	**2:02.099**	6.549	0.318	113.5
9	**31**	EB RACING	BMW 325i E36	3	7	27	**25**	**2:02.504**	6.954	0.405	113.1
10	**29**	ALPHA RACING	BMW Compact	2	2	30	**12**	**2:02.903**	7.353	0.399	112.7
11	**12**	M.BOSS RACING	VW Golf MK3	2	3	26	**14**	**2:03.077**	7.527	0.174	112.6
12	**14**	OLIMPIA RACING	VW Golf MK2	2	4	25	**23**	**2:04.448**	8.898	1.371	111.3
13	**6**	CHAMAQUITOS	Honda Civic EG4	1	2	24	**9**	**2:04.990**	9.440	0.542	110.8
14	**3**	ANGALI RACING OURENSE	BMW E36 320i	2	5	26	**13**	**2:05.410**	9.860	0.420	110.5
15	**2**	BMOVIE	BMW E36 320i	2	6	27	**15**	**2:05.427**	9.877	0.017	110.5
16	**20**	CLASICOS REDAN	BMW 325i E30	3	8	25	**25**	**2:05.616**	10.066	0.189	110.3
17	**17**	SAOCA SPORT	HONDA Civic	1	3	19	**6**	**2:06.693**	11.143	1.077	109.3
18	**5**	DE DIEGO MOTORSPORT	Citroen Saxo	SAXO	1	23	**5**	**2:06.988**	11.438	0.295	109.1
19	**28**	EMAN EGURRE RACING TEAM	BMW E36 325i	3	9	25	**14**	**2:07.147**	11.597	0.159	109.0
20	**30**	PLIPETTI'S RACING TEAM	VW Golf GTI	2	7	29	**24**	**2:07.463**	11.913	0.316	108.7
21	**27**	RG MOTORSPORT	VW Golf MK2	2	8	25	**7**	**2:07.730**	12.180	0.267	108.5
22	**46**	UV-SAYAGO	Citroen Saxo	SAXO	2	24	**15**	**2:07.977**	12.427	0.247	108.3
23	**10**	FANSI GARAJE 49	BMW 318ti	2	9	28	**8**	**2:08.180**	12.630	0.203	108.1
24	**7**	NATARA SPORT	Honda Civic	1	4	24	**2**	**2:09.055**	13.505	0.875	107.3
25	**22**	ABOGADO AMIGO TEAM	Citroen Saxo	SAXO	3	26	**14**	**2:12.303**	16.753	3.248	104.7
26	**25**	POLESTAR TEAM	Volvo 850	3	10	24	**3**	**2:14.859**	19.309	2.556	102.7
27	**40**	UV-TEC	Citroen Saxo	SAXO	4	24	**11**	**2:17.155**	21.605	2.296	101.0
28	**33**	AMAZON SPORT 1	VW Golf MK3	2	10	16	**12**	**2:19.926**	24.376	2.771	99.0

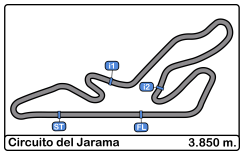

Circuito del Jarama
VI UV Endurance RACE Jarama
Carrera 8 horas resistencia
Distance and Speed Average 4 Hours

Clas	Nº	Equipo	Vehiculo	Cat	Clas	N.V.	Distancia	Tiempo Total	Km/h
1	**21**	BOYACA VSR	BMW 320i E36	3	1	115	**442.75**	**4:00:37.313**	110.4
2	**19**	RACING TO ENJOY	BMW E36 325i	3	2	115	**442.75**	**4:00:42.133**	110.3
3	**11**	M&M RACING TEAM	BMW E30 325i	3	3	113	**435.05**	**4:00:57.990**	108.3
4	**16**	RRO RACING VSR	BMW 325I e36	3	4	113	**435.05**	**4:01:21.303**	108.1
5	**29**	ALPHA RACING	BMW Compact	2	1	110	**423.50**	**4:01:52.354**	105.0
6	**2**	BMOVIE	BMW E36 320i	2	2	109	**419.65**	**3:58:49.743**	105.4
7	**31**	EB RACING	BMW 325i E36	3	5	109	**419.65**	**4:02:03.821**	104.0
8	**32**	PUNTAL PRODUCTIONS	BMW 325i E36	3	6	108	**415.80**	**4:02:03.506**	103.0
9	**14**	OLIMPIA RACING	VW Golf MK2	2	3	107	**411.95**	**4:00:57.577**	102.5
10	**9**	JDM MOTOR 1	BMW E30 325i	3	7	107	**411.95**	**4:01:50.977**	102.1
11	**30**	PLIPETTI'S RACING TEAM	VW Golf GTI	2	4	106	**408.10**	**4:02:23.667**	101.0
12	**10**	FANSI GARAJE 49	BMW 318ti	2	5	105	**404.25**	**4:00:21.847**	100.9
13	**3**	ANGALI RACING OURENSE	BMW E36 320i	2	6	105	**404.25**	**4:01:57.356**	100.2
14	**12**	M.BOSS RACING	VW Golf MK3	2	7	105	**404.25**	**4:02:17.260**	100.1
15	**27**	RG MOTORSPORT	VW Golf MK2	2	8	105	**404.25**	**4:02:19.500**	100.0
16	**6**	CHAMAQUITOS	Honda Civic EG4	1	1	103	**396.55**	**4:00:51.302**	98.7
17	**7**	NATARA SPORT	Honda Civic	1	2	103	**396.55**	**4:02:13.496**	98.2
18	**5**	DE DIEGO MOTORSPORT	Citroen Saxo	SAX	1	102	**392.70**	**4:01:08.306**	97.7
19	**28**	EMAN EGURRE RACING	BMW E36 325i	3	8	102	**392.70**	**4:01:30.365**	97.5
20	**22**	ABOGADO AMIGO TEAM	Citroen Saxo	SAX	2	102	**392.70**	**4:01:51.143**	97.4
21	**17**	SAOCA SPORT	HONDA Civic	1	3	98	**377.30**	**3:56:47.913**	95.6
22	**20**	CLASICOS REDAN	BMW 325i E30	3	9	97	**373.45**	**4:01:10.474**	92.9
23	**34**	RRB COMPETICION	Renault Clio	2	9	96	**369.60**	**4:02:27.099**	91.4
24	**25**	POLESTAR TEAM	Volvo 850	3	10	95	**365.75**	**4:00:21.443**	91.3
25	**40**	UV-TEC	Citroen Saxo	SAX	3	95	**365.75**	**4:00:22.697**	91.2
	No clasificados: (Requerimiento: 75% del numero de vueltas del lider = 87 Vueltas)								
	1	ASAP RACING	Honda Civic EG5	1	4	86	**331.10**	**3:06:54.091**	106.2
	33	AMAZON SPORT 1	VW Golf MK3	2	10	79	**304.15**	**3:54:58.744**	77.6
	8	HLT MK3	VW Golf MK3	2	11	73	**281.05**	**2:45:07.638**	102.1
	46	UV-SAYAGO	Citroen Saxo	SAX	4	69	**265.65**	**4:02:25.615**	65.7
	26	PIKANTO RACING	Seat Toledo	2	12	41	**157.85**	**1:29:08.123**	106.2
	18	SAAB ENDURANCE RACING	SAAB	2	13	38	**146.30**	**1:46:05.062**	82.7
	24	VSR MTORSPORT	BMW 325i E36	3	11	29	**111.65**	**2:50:34.939**	39.2

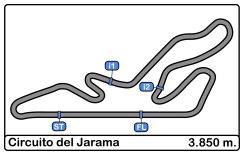

Circuito del Jarama
VI UV Endurance RACE Jarama
Carrera 8 horas resistencia
Lap Analysis 4 Hours

1 ASAP RACING — Honda Civic EG5

1 — ASAP RACING

Vta.	D	Tiempo	Sector 1	Sector 2	Sector 3	V. Max.	Elapsed
1		3:00:55.897		3:00:21.615	34.282		3:00:55.897
2		2:00.703	46.174	40.131	34.398	190.1	3:02:56.600
3		3:57.491 P	47.584	1:31.862	1:38.045	175.3	3:06:54.091

2 BMOVIE — BMW E36 320i

2 — BMOVIE

Vta.	D	Tiempo	Sector 1	Sector 2	Sector 3	V. Max.	Elapsed
1		3:00:48.058			3:00:48.058		3:00:48.058
2		2:06.872	48.551	42.491	35.830	171.4	3:02:54.930
3		2:08.092	49.208	42.972	35.912	170.0	3:05:03.022
4		2:07.210	48.634	42.706	35.870	170.8	3:07:10.232
5		2:06.752	48.587	42.568	35.597	164.8	3:09:16.984
6		2:07.273	48.905	42.222	36.146	167.1	3:11:24.257
7		2:07.254	49.219	42.445	35.590	171.1	3:13:31.511
8		2:06.643	48.129	42.641	35.873	173.6	3:15:38.154
9		2:06.675	48.395	42.323	35.957	168.2	3:17:44.829
10		2:07.701	49.195	42.856	35.650	169.5	3:19:52.530
11		2:06.486	48.446	42.405	35.635	167.1	3:21:59.016
12		2:05.967	48.134	42.206	35.627	169.5	3:24:04.983
13		2:05.938	48.053	42.444	35.441	169.0	3:26:10.921
14		2:05.771	48.377	41.996	35.398	171.1	3:28:16.692
15		2:05.427	48.161	41.914	35.352	173.3	3:30:22.119
16		2:05.477	48.210	41.761	35.506	167.9	3:32:27.596
17		2:06.280	48.375	42.326	35.579	170.6	3:34:33.876
18		2:05.843	48.361	42.071	35.411	165.3	3:36:39.719
19		2:06.338	48.649	42.078	35.611	169.0	3:38:46.057
20		2:06.206	48.416	42.172	35.618	169.8	3:40:52.263
21		2:06.937	48.319	42.601	36.017	166.1	3:42:59.200
22		2:07.818	48.193	43.151	36.474	174.7	3:45:07.018
23		2:09.112	49.175	44.405	35.532	174.4	3:47:16.130
24		2:06.553	49.090	41.869	35.594	162.1	3:49:22.683
25		2:06.279	48.581	42.243	35.455	165.1	3:51:28.962
26		2:06.888	48.690	42.508	35.690	159.5	3:53:35.850
27		5:13.893 P	48.404	42.237	3:43.252	170.8	3:58:49.743

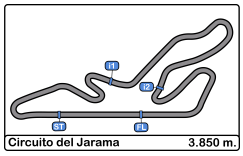

Circuito del Jarama
VI UV Endurance RACE Jarama
Carrera 8 horas resistencia
Lap Analysis 4 Hours

3 ANGALI RACING OURENSE — BMW E36 320i

2 — ANGALI RACING OURENSE

Vta.	D	Tiempo	Sector 1	Sector 2	Sector 3	V. Max.	Elapsed
1		3:00:41.175			3:00:41.175		3:00:41.175
2		2:14.584	48.680	50.287	35.617	158.1	3:02:55.759
3		2:09.245	49.215	44.241	35.789	170.6	3:05:05.004
4		2:06.701	48.389	42.536	35.776	173.3	3:07:11.705
5		2:06.824	48.297	42.765	35.762	165.1	3:09:18.529
6		2:08.287	48.320	42.973	36.994	177.9	3:11:26.816
7		2:08.346	48.704	43.228	36.414	166.1	3:13:35.162
8		2:05.887	47.916	42.570	35.401	177.3	3:15:41.049
9		2:06.547	47.783	43.462	35.302	180.3	3:17:47.596
10		2:06.866	47.765	43.546	35.555	170.6	3:19:54.462
11		2:06.010	48.057	42.686	35.267	170.3	3:22:00.472
12		2:05.895	48.039	42.548	35.308	165.6	3:24:06.367
13		2:05.410	47.796	42.242	35.372	174.7	3:26:11.777
14		2:06.036	48.303	42.510	35.223	171.1	3:28:17.813
15		2:05.514	47.900	42.335	35.279	171.4	3:30:23.327
16		2:06.568	48.185	42.207	36.176	174.4	3:32:29.895
17		5:28.946	P 48.663	44.681	3:55.602	171.1	3:37:58.841
18		6:30.340	5:05.925	46.652	37.763	78.3	3:44:29.181
19		2:12.842	49.669	45.357	37.816	158.3	3:46:42.023
20		2:12.167	50.192	44.741	37.234	158.8	3:48:54.190
21		2:12.978	51.979	44.078	36.921	155.1	3:51:07.168
22		2:11.956	49.547	44.598	37.811	164.8	3:53:19.124
23		2:10.326	49.244	44.059	37.023	165.3	3:55:29.450
24		2:11.255	49.072	43.864	38.319	167.1	3:57:40.705
25		2:08.295	48.977	43.622	35.696	163.3	3:59:49.000
26		2:08.356	48.854	43.514	35.988	163.6	4:01:57.356

5 DE DIEGO MOTORSPORT — Citroen Saxo

SAXO — DE DIEGO MOTORSPORT

Vta.	D	Tiempo	Sector 1	Sector 2	Sector 3	V. Max.	Elapsed
1		3:00:53.094			3:00:53.094		3:00:53.094
2		2:07.907	48.598	43.297	36.012	170.0	3:03:01.001
3		2:07.735	48.446	43.348	35.941	172.2	3:05:08.736
4		2:07.229	48.451	43.078	35.700	172.2	3:07:15.965
5		2:06.988	48.321	43.083	35.584	173.3	3:09:22.953
6		2:07.636	49.116	43.068	35.452	174.1	3:11:30.589
7		2:07.178	48.648	43.050	35.480	174.7	3:13:37.767
8		2:09.186	49.307	43.622	36.257	173.9	3:15:46.953
9		2:09.190	49.227	43.923	36.040	172.5	3:17:56.143
10		2:08.335	48.907	43.038	36.390	169.2	3:20:04.478
11		2:08.645	49.157	43.285	36.203	169.8	3:22:13.123
12		2:08.681	48.761	44.196	35.724	170.6	3:24:21.804
13		2:08.015	48.812	43.354	35.849	171.7	3:26:29.819
14		2:07.821	48.610	43.185	36.026	172.8	3:28:37.640
15		4:56.872	P 49.372	43.826	3:23.674	171.7	3:33:34.512
16		12:03.761	10:40.729	45.562	37.470	84.5	3:45:38.273
17		2:12.405	50.904	44.577	36.924	137.7	3:47:50.678
18		2:09.480	49.398	43.881	36.201	171.1	3:50:00.158
19		2:16.388	P 49.861	44.725	41.802	165.8	3:52:16.546
20		2:28.040	1:09.094	43.352	35.594	87.8	3:54:44.586
21		2:07.916	48.292	44.119	35.505	170.3	3:56:52.502
22		2:08.126	48.567	44.038	35.521	169.5	3:59:00.628
23		2:07.678	48.500	43.520	35.658	170.6	4:01:08.306
24			48.913			169.0	

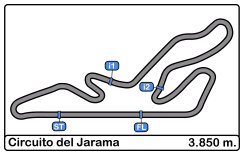

Circuito del Jarama
VI UV Endurance RACE Jarama
Carrera 8 horas resistencia
Lap Analysis 4 Hours

6 CHAMAQUITOS — Honda Civic EG4

1 — CHAMAQUITOS

Vta.	D	Tiempo	Sector 1	Sector 2	Sector 3	V. Max.	Elapsed
1		3:02:10.697	3:00:51.925	42.774	35.998		3:02:10.697
2		2:07.152	48.706	42.544	35.902	174.4	3:04:17.849
3		2:07.553	49.219	42.336	35.998	174.4	3:06:25.402
4		2:06.815	48.465	42.799	35.551	176.4	3:08:32.217
5		2:06.063	48.102	42.900	35.061	176.7	3:10:38.280
6		2:06.637	48.944	42.360	35.333	178.8	3:12:44.917
7		2:06.177	48.280	42.387	35.510	175.6	3:14:51.094
8		2:05.942	47.630	42.882	35.430	179.7	3:16:57.036
9		2:04.990	47.464	41.860	35.666	178.5	3:19:02.026
10		2:05.836	48.437	42.300	35.099	175.3	3:21:07.862
11		2:05.606	48.156	42.168	35.282	174.7	3:23:13.468
12		2:07.388	48.254	42.353	36.781	173.9	3:25:20.856
13		2:05.223	47.768	41.666	35.789	176.7	3:27:26.079
14		2:07.204	47.881	43.728	35.595	175.6	3:29:33.283
15		6:20.737	48.963	42.478	4:49.296	169.0	3:35:54.020
16		7:07.999	5:33.524	50.777	43.698	69.2	3:43:02.019
17		2:22.515	54.684	49.213	38.618	145.7	3:45:24.534
18		2:17.304	51.443	47.602	38.259	165.3	3:47:41.838
19		2:13.130	50.458	44.350	38.322	169.5	3:49:54.968
20		2:12.875	50.011	44.810	38.054	169.0	3:52:07.843
21		2:11.636	49.973	44.741	36.922	166.9	3:54:19.479
22		2:11.188	49.695	44.423	37.070	169.0	3:56:30.667
23		2:10.893	49.395	44.626	36.872	172.8	3:58:41.560
24		2:09.742	49.774	43.422	36.546	170.6	4:00:51.302
25			49.329	44.330		169.2	

7 NATARA SPORT — Honda Civic

1 — NATARA SPORT

Vta.	D	Tiempo	Sector 1	Sector 2	Sector 3	V. Max.	Elapsed
1		3:01:59.259	3:00:38.516	44.530	36.213		3:01:59.259
2		2:09.055	49.185	43.809	36.061	172.2	3:04:08.314
3		2:09.642	49.426	43.779	36.437	171.7	3:06:17.956
4		2:09.832	49.770	43.983	36.079	169.5	3:08:27.788
5		2:11.594	50.910	44.074	36.610	163.6	3:10:39.382
6		2:11.252	49.656	45.057	36.539	169.5	3:12:50.634
7		2:09.887	49.486	44.245	36.156	174.4	3:15:00.521
8		2:09.594	49.465	43.841	36.288	173.9	3:17:10.115
9		2:10.261	49.275	44.766	36.220	170.3	3:19:20.376
10		2:10.624	50.015	44.301	36.308	173.3	3:21:31.000
11		2:10.760	50.135	44.414	36.211	163.3	3:23:41.760
12	P	6:26.824	50.154	46.811	4:49.859	167.1	3:30:08.584
13		8:07.598	6:42.173	48.776	36.649	77.5	3:38:16.182
14		2:11.410	49.891	44.436	37.083	173.0	3:40:27.592
15		2:10.775	49.847	44.229	36.699	172.8	3:42:38.367
16		2:10.553	49.888	44.084	36.581	170.8	3:44:48.920
17		2:10.131	49.694	43.665	36.772	175.3	3:46:59.051
18		2:11.270	50.987	43.737	36.546	175.3	3:49:10.321
19		2:11.369	50.786	43.565	37.018	165.1	3:51:21.690
20		2:09.753	49.511	43.785	36.457	175.8	3:53:31.443
21		2:09.654	49.542	43.783	36.329	175.3	3:55:41.097
22		2:11.033	50.210	43.777	37.046	175.6	3:57:52.130
23		2:11.345	50.209	44.410	36.726	170.0	4:00:03.475
24		2:10.021	49.929	43.566	36.526	177.6	4:02:13.496

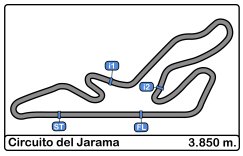

Circuito del Jarama
VI UV Endurance RACE Jarama
Carrera 8 horas resistencia
Lap Analysis 4 Hours

9 JDM MOTOR 1 — BMW E30 325i

3 — JDM MOTOR 1

Vta.	D	Tiempo	Sector 1	Sector 2	Sector 3	V. Max.	Elapsed
1		3:00:40.460			3:00:40.460		3:00:40.460
2		2:05.539	48.681	41.684	35.174	165.8	3:02:45.999
3		2:04.541	48.109	41.499	34.933	180.3	3:04:50.540
4		2:04.498	48.488	41.121	34.889	182.4	3:06:55.038
5		2:02.705	47.003	40.783	34.919	180.0	3:08:57.743
6		2:02.231	46.813	40.700	34.718	186.2	3:10:59.974
7		2:06.058	49.154	41.961	34.943	182.1	3:13:06.032
8		2:03.578	47.570	41.217	34.791	176.4	3:15:09.610
9		2:03.512	47.412	41.257	34.843	179.4	3:17:13.122
10		2:05.412	47.640	42.953	34.819	169.5	3:19:18.534
11		2:05.937	47.964	43.022	34.951	182.1	3:21:24.471
12		2:05.984	48.432	42.818	34.734	175.8	3:23:30.455
13		2:06.756	48.557	42.744	35.455	177.0	3:25:37.211
14		6:29.783 P	48.789	43.874	4:57.120	172.5	3:32:06.994
15		5:07.369	3:48.781	43.447	35.141	86.3	3:37:14.363
16		2:05.486	48.179	42.984	34.323	169.8	3:39:19.849
17		2:03.412	47.538	41.552	34.322	171.1	3:41:23.261
18		2:03.101	47.549	41.208	34.344	176.1	3:43:26.362
19		2:03.338	47.585	41.382	34.371	176.4	3:45:29.700
20		2:05.539	48.001	42.637	34.901	174.7	3:47:35.239
21		2:02.409	47.476	40.922	34.011	176.4	3:49:37.648
22		2:02.084	46.861	41.195	34.028	188.8	3:51:39.732
23		2:02.356	46.927	41.053	34.376	185.2	3:53:42.088
24		2:01.419	46.790	40.798	33.831	189.4	3:55:43.507
25		2:03.539	47.876	41.636	34.027	179.7	3:57:47.046
26		2:02.305	46.842	41.753	33.710	181.5	3:59:49.351
27		2:01.626	46.769	40.757	34.100	181.5	4:01:50.977

10 FANSI GARAJE 49 — BMW 318ti

2 — FANSI GARAJE 49

Vta.	D	Tiempo	Sector 1	Sector 2	Sector 3	V. Max.	Elapsed
1		3:01:31.372		3:00:55.508	35.864		3:01:31.372
2		2:09.039	49.351	43.530	36.158	171.1	3:03:40.411
3		2:14.084	50.175	45.578	38.331	175.8	3:05:54.495
4		2:08.413	49.532	43.366	35.515	179.7	3:08:02.908
5		2:08.658	48.618	43.924	36.116	176.4	3:10:11.566
6		2:12.393	49.751	45.083	37.559	176.7	3:12:23.959
7		2:08.893	48.619	43.844	36.430	174.1	3:14:32.852
8		2:08.180	48.411	43.713	36.056	175.0	3:16:41.032
9		2:11.081	49.660	44.557	36.864	175.6	3:18:52.113
10		2:10.805	49.622	43.930	37.253	173.6	3:21:02.918
11		2:10.541	49.753	44.108	36.680	173.3	3:23:13.459
12		2:14.647	52.074	45.377	37.196	170.6	3:25:28.106
13		2:12.194	49.349	43.984	38.861	173.6	3:27:40.300
14		2:11.150	50.139	44.038	36.973	170.8	3:29:51.450
15		2:09.370	49.204	43.599	36.567	172.5	3:32:00.820
16		2:10.608	49.740	43.952	36.916	172.2	3:34:11.428
17		2:13.219	49.979	46.094	37.146	172.2	3:36:24.647
18		2:10.471	49.567	43.912	36.992	171.7	3:38:35.118
19		2:10.641	49.666	44.083	36.892	173.0	3:40:45.759
20		2:12.531	49.540	44.413	38.578	175.6	3:42:58.290
21		2:13.395	52.644	44.396	36.355	170.8	3:45:11.685
22		2:09.894	49.024	43.874	36.996	174.7	3:47:21.579
23		2:09.982	49.349	43.861	36.772	174.4	3:49:31.561
24		2:11.459	49.762	44.912	36.785	173.9	3:51:43.020
25		2:09.668	49.094	43.666	36.908	175.0	3:53:52.688
26		2:11.329	50.596	43.939	36.794	170.8	3:56:04.017
27		2:09.593	49.830	43.914	35.849	173.6	3:58:13.610
28		2:08.237	49.140	43.356	35.741	173.9	4:00:21.847
29			49.700	43.217		173.9	

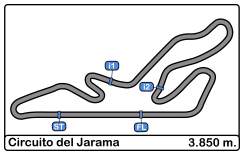

Circuito del Jarama
VI UV Endurance RACE Jarama
Carrera 8 horas resistencia
Lap Analysis 4 Hours

11 M&M RACING TEAM — BMW E30 325i

3 — M&M RACING TEAM

Vta.	D	Tiempo	Sector 1	Sector 2	Sector 3	V. Max.	Elapsed
1		3:01:56.296	3:00:41.140	41.523	33.633		3:01:56.296
2		1:58.697	45.844	39.788	33.065	199.2	3:03:54.993
3		2:01.528	45.933	41.685	33.910	201.4	3:05:56.521
4		1:59.454	46.490	39.637	33.327	194.2	3:07:55.975
5		1:59.419	46.176	39.892	33.351	191.4	3:09:55.394
6		1:59.252	45.359	40.881	33.012	198.5	3:11:54.646
7		1:58.898	45.416	39.854	33.628	202.2	3:13:53.544
8		2:00.191	46.141	40.497	33.553	194.5	3:15:53.735
9		4:21.707	P 46.114	39.893	2:55.700	186.8	3:20:15.442
10		4:45.672	3:30.804	40.197	34.671	85.5	3:25:01.114
11		2:00.636	47.004	40.145	33.487	196.3	3:27:01.750
12		1:59.337	46.078	39.616	33.643	185.8	3:29:01.087
13		2:00.019	46.355	40.172	33.492	189.8	3:31:01.106
14		1:59.050	45.994	39.638	33.418	188.1	3:33:00.156
15		1:58.608	45.753	39.642	33.213	196.3	3:34:58.764
16		1:59.065	45.722	39.913	33.430	197.0	3:36:57.829
17		1:58.896	46.254	39.668	32.974	182.4	3:38:56.725
18		1:58.436	45.599	39.660	33.177	197.0	3:40:55.161
19		2:02.316	46.570	41.149	34.597	188.4	3:42:57.477
20		2:01.352	46.332	41.061	33.959	186.2	3:44:58.829
21		2:00.031	46.165	39.638	34.228	192.8	3:46:58.860
22		1:57.962	45.540	39.377	33.045	190.4	3:48:56.822
23		2:01.332	46.813	41.101	33.418	191.8	3:50:58.154
24		1:59.677	45.740	39.970	33.967	191.1	3:52:57.831
25		2:00.180	45.968	40.769	33.443	185.8	3:54:58.011
26		1:59.291	45.442	39.572	34.277	192.1	3:56:57.302
27		2:00.996	46.372	40.428	34.196	179.7	3:58:58.298
28		1:59.692	45.782	40.241	33.669	192.8	4:00:57.990
29			46.134	40.104		182.1	

12 M.BOSS RACING — VW Golf MK3

2 — M.BOSS RACING

Vta.	D	Tiempo	Sector 1	Sector 2	Sector 3	V. Max.	Elapsed
1		3:01:29.329		3:00:53.601	35.728		3:01:29.329
2		2:08.592	49.046	43.429	36.117	174.1	3:03:37.921
3		2:09.399	48.629	44.678	36.092	168.4	3:05:47.320
4		2:08.890	48.849	43.610	36.431	175.6	3:07:56.210
5		2:08.981	49.271	43.677	36.033	177.3	3:10:05.191
6		2:08.818	49.456	43.226	36.136	159.7	3:12:14.009
7		2:08.639	48.616	43.795	36.228	167.1	3:14:22.648
8		2:12.257	49.762	44.933	37.562	171.4	3:16:34.905
9		5:38.207	P 49.980	45.642	4:02.585	160.2	3:22:13.112
10		6:59.201	5:42.885	42.012	34.304	99.2	3:29:12.313
11		2:03.916	47.168	41.114	35.634	178.8	3:31:16.229
12		2:03.907	47.805	41.211	34.891	179.7	3:33:20.136
13		2:03.398	47.505	41.241	34.652	183.3	3:35:23.534
14		2:03.077	47.764	40.975	34.338	179.1	3:37:26.611
15		2:05.500	48.957	41.526	35.017	176.1	3:39:32.111
16		2:04.336	47.946	41.740	34.650	174.4	3:41:36.447
17		2:04.025	47.689	41.408	34.928	176.1	3:43:40.472
18		2:04.479	47.751	41.991	34.737	182.1	3:45:44.951
19		2:03.746	47.474	41.494	34.778	184.9	3:47:48.697
20		2:03.985	47.856	41.496	34.633	177.9	3:49:52.682
21		2:03.486	47.352	41.362	34.772	184.6	3:51:56.168
22		2:03.439	47.538	41.351	34.550	179.1	3:53:59.607
23		2:04.436	47.739	41.733	34.964	183.0	3:56:04.043
24		2:04.504	48.067	42.023	34.414	184.6	3:58:08.547
25		2:04.451	47.702	41.359	35.390	179.1	4:00:12.998
26		2:04.262	47.637	41.849	34.776	184.6	4:02:17.260

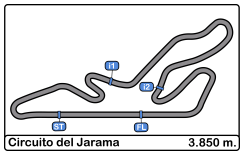

Circuito del Jarama
VI UV Endurance RACE Jarama
Carrera 8 horas resistencia
Lap Analysis 4 Hours

14 OLIMPIA RACING — VW Golf MK2

2 — OLIMPIA RACING

Vta.	D	Tiempo	Sector 1	Sector 2	Sector 3	V. Max.	Elapsed
1		3:02:16.706	3:01:00.787	41.154	34.765	174.1	3:02:16.706
2		2:05.888	49.340	41.615	34.933	161.4	3:04:22.594
3		2:05.708	47.906	41.898	35.904	177.3	3:06:28.302
4		2:05.094	48.416	42.003	34.675	172.5	3:08:33.396
5		2:06.043	48.463	42.598	34.982	177.0	3:10:39.439
6		2:09.434	49.919	43.478	36.037	142.8	3:12:48.873
7		2:04.520	48.110	41.478	34.932	175.8	3:14:53.393
8		2:05.265	48.501	41.975	34.789	169.2	3:16:58.658
9		2:04.664	47.717	42.114	34.833	175.6	3:19:03.322
10		2:05.993	48.390	42.403	35.200	180.3	3:21:09.315
11		2:05.706	48.756	42.115	34.835	178.8	3:23:15.021
12		2:06.619	48.892	42.678	35.049	175.3	3:25:21.640
13		2:06.187	48.113	42.151	35.923	176.1	3:27:27.827
14		2:06.712	49.162	42.379	35.171	162.4	3:29:34.539
15		2:07.182	48.859	42.033	36.290	168.4	3:31:41.721
16		2:05.767	49.196	41.467	35.104	164.8	3:33:47.488
17		2:06.482	49.244	41.717	35.521	177.6	3:35:53.970
18		2:05.587	48.700	41.702	35.185	174.1	3:37:59.557
19		2:06.061	49.099	41.670	35.292	175.8	3:40:05.618
20		2:05.704	48.742	42.029	34.933	176.4	3:42:11.322
21		2:05.082	48.497	41.680	34.905	178.2	3:44:16.404
22		2:04.479	48.242	41.569	34.668	176.7	3:46:20.883
23		2:04.448	48.152	41.371	34.925	174.1	3:48:25.331
24		6:20.644	P 47.912	42.873	4:49.859	178.8	3:54:45.975
25		6:11.602	4:51.136	44.251	36.215	92.7	4:00:57.577
26			50.305	41.988		160.4	

16 RRO RACING VSR — BMW 325I e36

3 — RRO RACING VSR

Vta.	D	Tiempo	Sector 1	Sector 2	Sector 3	V. Max.	Elapsed
1		3:00:24.865			3:00:24.865		3:00:24.865
2		2:03.407	47.256	41.712	34.439		3:02:28.272
3		2:02.011	46.896	41.455	33.660		3:04:30.283
4		2:03.701	46.801	41.647	35.253		3:06:33.984
5		2:03.563	47.509	41.719	34.335		3:08:37.547
6		2:02.013	46.745	41.684	33.584		3:10:39.560
7		2:01.493	46.226	41.402	33.865		3:12:41.053
8		2:03.056	46.557	42.157	34.342		3:14:44.109
9		2:01.800	46.444	41.610	33.746		3:16:45.909
10		2:02.520	46.963	41.258	34.299		3:18:48.429
11		2:01.327	46.805	40.644	33.878		3:20:49.756
12		2:02.131	46.758	41.493	33.880		3:22:51.887
13		2:01.920	46.641	41.238	34.041		3:24:53.807
14		2:00.192	46.231	40.602	33.359		3:26:53.999
15		2:00.040	45.785	40.859	33.396		3:28:54.039
16		2:00.636	45.962	41.182	33.492		3:30:54.675
17		2:00.917	46.360	40.936	33.621		3:32:55.592
18		2:00.299	46.059	40.779	33.461		3:34:55.891
19		2:01.839	46.234	41.449	34.156		3:36:57.730
20		2:01.953	47.350	41.287	33.316		3:38:59.683
21		2:01.211	46.317	41.182	33.712		3:41:00.894
22		2:01.265	46.569	41.221	33.475		3:43:02.159
23		2:03.123	46.642	41.395	35.086		3:45:05.282
24		2:05.722	48.482	43.076	34.164		3:47:11.004
25		2:02.225	46.654	41.444	34.127		3:49:13.229
26		2:01.272	46.211	41.298	33.763		3:51:14.501
27		2:01.478	45.942	41.059	34.477		3:53:15.979
28		2:01.717	46.637	41.183	33.897		3:55:17.696
29		2:01.832	47.283	40.854	33.695		3:57:19.528
30		2:00.540	46.176	40.873	33.491		3:59:20.068
31		2:01.235	46.260	41.033	33.942		4:01:21.303
32			46.087				

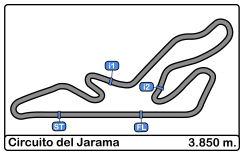

Circuito del Jarama
VI UV Endurance RACE Jarama
Carrera 8 horas resistencia
Lap Analysis 4 Hours

17 SAOCA SPORT 1 — HONDA Civic SAOCA SPORT

Vta.	D	Tiempo	Sector 1	Sector 2	Sector 3	V. Max.	Elapsed
1		3:01:23.932		3:00:48.955	34.977		3:01:23.932
2		2:06.904	49.183	42.520	35.201	170.0	3:03:30.836
3		2:08.854	48.542	44.815	35.497	164.6	3:05:39.690
4		2:06.888	48.727	42.815	35.346	169.2	3:07:46.578
5		2:08.676	48.603	44.786	35.287	170.0	3:09:55.254
6		2:06.693	48.692	42.777	35.224	170.8	3:12:01.947
7		2:06.809	49.231	42.656	34.922	152.9	3:14:08.756
8		2:41.873	P 48.517	50.486	1:02.870	175.0	3:16:50.629
9		14:53.743	13:20.438	51.771	41.534	68.5	3:31:44.372
10		2:18.445	53.163	47.456	37.826	126.6	3:34:02.817
11		2:10.676	50.166	44.401	36.109	146.5	3:36:13.493
12		2:12.121	50.961	45.261	35.899	150.8	3:38:25.614
13		2:08.762	49.619	43.667	35.476	161.6	3:40:34.376
14		2:08.071	49.528	43.095	35.448	167.1	3:42:42.447
15		2:07.449	48.964	43.428	35.057	167.1	3:44:49.896
16		2:10.697	49.085	44.069	37.543	169.5	3:47:00.593
17		2:09.961	49.831	43.978	36.152	166.1	3:49:10.554
18		2:13.545	49.598	44.057	39.890	167.7	3:51:24.099
19		5:23.814	P 55.201	45.525	3:43.088	128.4	3:56:47.913
20			5:42.646			89.7	

19 RACING TO ENJOY 3 — BMW E36 325i RACING TO ENJOY

Vta.	D	Tiempo	Sector 1	Sector 2	Sector 3	V. Max.	Elapsed
1		3:01:03.016	P	3:00:23.036	39.980		3:01:03.016
2		2:18.367	1:03.851	40.966	33.550	100.7	3:03:21.383
3		1:59.124	45.561	40.352	33.211	188.1	3:05:20.507
4		2:02.475	46.428	41.908	34.139	189.8	3:07:22.982
5		2:01.160	46.375	41.021	33.764	177.3	3:09:24.142
6		2:01.637	47.195	40.319	34.123	171.1	3:11:25.779
7		2:00.394	46.582	40.372	33.440	180.9	3:13:26.173
8		1:58.860	45.540	39.988	33.332	190.4	3:15:25.033
9		1:58.681	45.458	39.695	33.528	190.4	3:17:23.714
10		1:58.708	45.620	39.694	33.394	189.1	3:19:22.422
11		1:58.994	45.317	40.361	33.316	186.8	3:21:21.416
12		1:58.632	45.814	39.416	33.402	182.4	3:23:20.048
13		1:58.656	45.527	39.923	33.206	191.4	3:25:18.704
14		1:59.624	46.523	40.217	32.884	185.8	3:27:18.328
15		1:57.884	44.967	39.791	33.126	197.4	3:29:16.212
16		1:59.460	45.209	39.659	34.592	192.8	3:31:15.672
17		1:58.788	45.799	40.237	32.752	188.8	3:33:14.460
18		1:58.312	45.458	39.456	33.398	188.4	3:35:12.772
19		1:58.027	45.240	39.844	32.943	189.1	3:37:10.799
20		1:57.575	45.175	39.546	32.854	196.7	3:39:08.374
21		1:56.647	44.578	39.368	32.701	199.6	3:41:05.021
22		1:57.216	44.927	39.617	32.672	197.0	3:43:02.237
23		1:59.057	45.973	40.240	32.844	193.5	3:45:01.294
24		1:57.697	44.914	39.003	33.780	191.8	3:46:58.991
25		1:58.386	45.571	39.671	33.144	188.1	3:48:57.377
26		1:58.535	45.860	39.164	33.511	192.1	3:50:55.912
27		1:56.956	45.150	39.181	32.625	188.4	3:52:52.868
28		1:58.113	45.208	39.930	32.975	194.2	3:54:50.981
29		1:56.577	44.900	38.840	32.837	196.7	3:56:47.558
30		1:56.679	45.005	39.211	32.463	195.6	3:58:44.237
31		1:57.896	44.827	39.305	33.764	194.9	4:00:42.133
32			44.910	39.514		197.4	

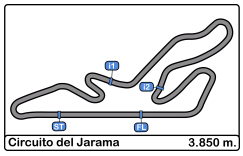

Circuito del Jarama
VI UV Endurance RACE Jarama
Carrera 8 horas resistencia
Lap Analysis 4 Hours

20 CLASICOS REDAN — BMW 325i E30

3 — CLASICOS REDAN

Vta.	D	Tiempo	Sector 1	Sector 2	Sector 3	V. Max.	Elapsed
1		3:02:24.774	3:01:05.588	43.335	35.851	180.6	3:02:24.774
2		2:08.573	49.108	43.855	35.610	162.4	3:04:33.347
3		2:08.734	48.469	42.943	37.322	183.9	3:06:42.081
4		2:09.651	50.663	43.148	35.840	159.5	3:08:51.732
5		2:06.719	48.337	42.670	35.712	170.3	3:10:58.451
6		2:09.663	51.712	42.841	35.110	165.1	3:13:08.114
7		2:07.300	49.060	43.225	35.015	165.8	3:15:15.414
8		2:06.983	47.762	43.904	35.317	178.8	3:17:22.397
9		2:09.763	49.919	43.495	36.349	168.7	3:19:32.160
10		2:07.546	49.204	43.042	35.300	179.4	3:21:39.706
11		4:36.137	48.743	43.349	3:04.045	172.8	3:26:15.843
12		7:04.327	5:41.131	45.922	37.274	83.7	3:33:20.170
13		2:13.372	51.292	45.248	36.832	153.8	3:35:33.542
14		2:09.590	49.914	43.414	36.262	169.0	3:37:43.132
15		2:10.038	49.877	43.848	36.313	150.8	3:39:53.170
16		2:08.998	49.388	43.759	35.851	170.8	3:42:02.168
17		2:07.221	48.905	42.874	35.442	178.2	3:44:09.389
18		2:07.105	48.525	42.895	35.685	181.2	3:46:16.494
19		2:07.115	48.830	42.637	35.648	177.3	3:48:23.609
20		2:10.739	48.522	44.691	37.526	179.7	3:50:34.348
21		2:10.454	49.618	44.907	35.929	172.5	3:52:44.802
22		2:07.533	48.583	43.249	35.701	177.6	3:54:52.335
23		2:06.768	48.502	43.018	35.248	178.2	3:56:59.103
24		2:05.755	48.305	42.291	35.159	177.6	3:59:04.858
25		2:05.616	48.402	42.140	35.074	181.2	4:01:10.474
26			47.826			173.9	

21 BOYACA VSR — BMW 320i E36

3 — BOYACA VSR

Vta.	D	Tiempo	Sector 1	Sector 2	Sector 3	V. Max.	Elapsed
1		3:00:18.438			3:00:18.438		3:00:18.438
2		1:59.502	45.729	39.973	33.800	173.6	3:02:17.940
3		2:01.188	46.484	41.252	33.452	164.3	3:04:19.128
4		1:59.583	45.601	39.945	34.037	181.5	3:06:18.711
5		1:59.590	45.357	40.260	33.973	187.1	3:08:18.301
6	P	2:09.224	47.205	41.274	40.745	180.3	3:10:27.525
7	P	4:36.706	1:05.683	39.985	2:51.038	101.1	3:15:04.231
8		4:43.920	3:31.506	39.742	32.672	97.6	3:19:48.151
9		1:57.301	45.282	39.402	32.617	195.2	3:21:45.452
10		1:57.205	45.301	39.239	32.665	178.2	3:23:42.657
11		1:58.245	45.029	40.369	32.847	182.7	3:25:40.902
12		1:57.720	45.165	39.487	33.068	192.5	3:27:38.622
13		1:56.125	44.855	38.907	32.363	188.8	3:29:34.747
14		1:55.871	44.476	39.015	32.380	197.4	3:31:30.618
15		1:56.275	44.517	39.365	32.393	191.8	3:33:26.893
16		1:56.947	44.778	39.207	32.962	190.4	3:35:23.840
17		1:55.550	44.290	39.019	32.241	196.0	3:37:19.390
18		1:57.001	44.642	39.642	32.717	188.1	3:39:16.391
19		1:56.030	44.445	39.312	32.273	187.8	3:41:12.421
20		1:55.634	44.334	38.940	32.360	194.5	3:43:08.055
21		1:57.819	44.975	39.549	33.295	194.9	3:45:05.874
22		1:56.290	44.828	39.162	32.300	193.2	3:47:02.164
23		1:56.137	44.880	38.835	32.422	195.6	3:48:58.301
24		1:57.163	45.794	38.852	32.517	198.8	3:50:55.464
25		1:56.041	44.689	39.089	32.263	193.5	3:52:51.505
26		1:56.543	45.207	38.951	32.385	185.5	3:54:48.048
27		1:57.501	45.241	39.807	32.453	189.8	3:56:45.549
28		1:55.952	44.665	39.039	32.248	193.2	3:58:41.501
29		1:55.812	44.520	38.931	32.361	193.8	4:00:37.313
30			44.818	39.098		190.8	

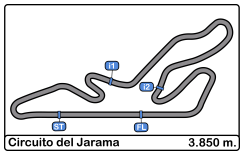

Circuito del Jarama
VI UV Endurance RACE Jarama
Carrera 8 horas resistencia
Lap Analysis 4 Hours

22 ABOGADO AMIGO TEAM — Citroen Saxo

SAXO — ABOGADO AMIGO TEAM

Vta.	D	Tiempo	Sector 1	Sector 2	Sector 3	V. Max.	Elapsed
1		3:01:10.395		3:00:33.147	37.248		3:01:10.395
2		2:15.229	51.085	45.762	38.382	157.2	3:03:25.624
3		2:15.283	50.843	46.977	37.463	157.6	3:05:40.907
4		2:14.350	50.811	45.758	37.781	164.3	3:07:55.257
5		2:14.046	51.764	45.172	37.110	161.1	3:10:09.303
6		2:15.723	51.262	45.441	39.020	163.8	3:12:25.026
7		2:13.514	50.892	45.175	37.447	161.4	3:14:38.540
8		2:14.125	50.922	45.913	37.290	164.1	3:16:52.665
9		2:13.492	50.841	45.486	37.165	159.0	3:19:06.157
10		2:13.227	51.076	45.137	37.014	165.1	3:21:19.384
11		2:15.046	50.871	45.414	38.761	160.7	3:23:34.430
12		2:12.799	50.469	45.111	37.219	158.5	3:25:47.229
13		2:12.495	50.522	44.587	37.386	164.6	3:27:59.724
14		2:12.303	50.412	44.503	37.388	164.1	3:30:12.027
15		2:13.849	51.202	45.045	37.602	160.2	3:32:25.876
16		2:14.932	51.919	44.861	38.152	160.9	3:34:40.808
17		2:12.740	50.682	44.838	37.220	156.2	3:36:53.548
18		2:13.697	51.689	44.648	37.360	159.0	3:39:07.245
19		2:13.098	50.565	45.310	37.223	163.6	3:41:20.343
20		2:13.424	51.272	44.693	37.459	160.4	3:43:33.767
21		2:13.932	51.488	45.176	37.268	156.5	3:45:47.699
22		2:13.758	51.011	45.211	37.536	161.1	3:48:01.457
23		2:13.678	51.442	44.792	37.444	156.0	3:50:15.135
24		2:13.988	51.484	45.128	37.376	160.7	3:52:29.123
25		2:15.508	51.899	45.911	37.698	165.3	3:54:44.631
26		7:06.512	P 50.093	45.457	5:30.962	162.4	4:01:51.143

25 POLESTAR TEAM — Volvo 850

3 — POLESTAR TEAM

Vta.	D	Tiempo	Sector 1	Sector 2	Sector 3	V. Max.	Elapsed
1		3:01:22.494		3:00:44.933	37.561		3:01:22.494
2		2:16.575	51.983	46.490	38.102	173.0	3:03:39.069
3		2:14.859	50.760	46.065	38.034	171.4	3:05:53.928
4		2:16.833	52.172	46.147	38.514	175.3	3:08:10.761
5		2:24.231	P 52.581	45.327	46.323	163.3	3:10:34.992
6		7:42.329	6:13.384	49.707	39.238	69.7	3:18:17.321
7		2:18.980	53.067	47.812	38.101	154.9	3:20:36.301
8		2:17.350	51.792	46.661	38.897	165.8	3:22:53.651
9		2:21.021	54.822	47.100	39.099	167.7	3:25:14.672
10		2:21.101	54.048	49.193	37.860	162.1	3:27:35.773
11		2:19.396	55.472	46.158	37.766	161.1	3:29:55.169
12		2:18.986	53.319	46.314	39.353	165.1	3:32:14.155
13		2:16.348	51.949	45.969	38.430	166.1	3:34:30.503
14		2:24.685	55.811	48.485	40.389	162.6	3:36:55.188
15		2:21.896	55.370	47.493	39.033	163.6	3:39:17.084
16		2:25.125	55.782	50.775	38.568	159.7	3:41:42.209
17		2:18.339	52.315	47.429	38.595	164.8	3:44:00.548
18		2:18.416	52.158	47.207	39.051	164.3	3:46:18.964
19		2:18.758	53.823	46.396	38.539	166.6	3:48:37.722
20		2:15.958	51.847	46.189	37.922	163.3	3:50:53.680
21		2:20.123	53.699	47.219	39.205	162.4	3:53:13.803
22		2:24.257	56.926	47.373	39.958	165.6	3:55:38.060
23		2:20.223	53.953	47.766	38.504	161.1	3:57:58.283
24		2:23.160	56.321	47.701	39.138	159.5	4:00:21.443
25			55.222	48.139		137.5	

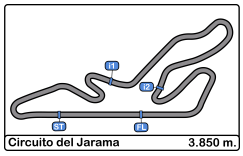

Circuito del Jarama
VI UV Endurance RACE Jarama
Carrera 8 horas resistencia
Lap Analysis 4 Hours

27 RG MOTORSPORT VW Golf MK2

2 RG MOTORSPORT

Vta.	D	Tiempo	Sector 1	Sector 2	Sector 3	V. Max.	Elapsed
1		3:01:28.320		3:00:52.701	35.619		3:01:28.320
2		2:07.899	48.967	43.106	35.826	172.8	3:03:36.219
3		2:09.878	49.602	44.465	35.811	171.9	3:05:46.097
4		2:08.568	48.769	43.667	36.132	176.7	3:07:54.665
5		2:09.179	49.727	43.505	35.947	162.4	3:10:03.844
6		2:09.145	49.272	43.940	35.933	169.2	3:12:12.989
7		2:07.730	48.821	43.232	35.677	173.0	3:14:20.719
8		2:10.413	49.499	44.468	36.446	172.5	3:16:31.132
9		2:09.864	49.464	44.209	36.191	170.0	3:18:40.996
10		2:10.970	49.499	44.202	37.269	171.9	3:20:51.966
11		2:10.945	49.809	44.353	36.783	167.7	3:23:02.911
12		2:11.473	50.707	44.276	36.490	162.4	3:25:14.384
13		2:13.587	51.270	43.937	38.380	170.3	3:27:27.971
14		2:12.664	50.729	45.616	36.319	162.4	3:29:40.635
15		2:10.993	50.116	44.641	36.236	169.5	3:31:51.628
16		2:10.200	49.366	44.325	36.509	169.5	3:34:01.828
17		2:10.781	49.764	44.459	36.558	168.4	3:36:12.609
18		2:12.278	51.353	44.808	36.117	155.1	3:38:24.887
19		2:09.299	49.261	43.769	36.269	172.5	3:40:34.186
20		2:12.907	52.359	44.303	36.245	151.8	3:42:47.093
21		2:13.524	49.815	45.444	38.265	171.9	3:45:00.617
22		5:13.567	P 1:02.808	50.529	3:20.230	153.6	3:50:14.184
23		7:15.059	5:42.042	52.229	40.788	79.0	3:57:29.243
24		2:26.158	56.277	49.466	40.415	120.9	3:59:55.401
25		2:24.099	54.892	48.302	40.905	133.1	4:02:19.500

28 EMAN EGURRE RACING TEAM BMW E36 325i

3 EMAN EGURRE RACING TEAM

Vta.	D	Tiempo	Sector 1	Sector 2	Sector 3	V. Max.	Elapsed
1		3:02:00.218	3:00:39.543	44.576	36.099		3:02:00.218
2		2:09.546	49.719	43.585	36.242	162.4	3:04:09.764
3		2:10.849	49.242	43.604	38.003	163.6	3:06:20.613
4		2:07.737	48.458	43.578	35.701	171.1	3:08:28.350
5		2:09.107	49.806	43.405	35.896	162.1	3:10:37.457
6		2:12.196	51.366	43.540	37.290	145.1	3:12:49.653
7		2:07.904	49.351	42.829	35.724	168.2	3:14:57.557
8		2:08.306	48.979	43.387	35.940	166.9	3:17:05.863
9		2:08.631	49.116	42.875	36.640	160.0	3:19:14.494
10		2:08.247	49.204	42.856	36.187	167.4	3:21:22.741
11		2:10.190	49.504	44.360	36.326	162.8	3:23:32.931
12		2:08.150	49.039	43.452	35.659	158.1	3:25:41.081
13		2:08.296	49.412	43.142	35.742	160.7	3:27:49.377
14		2:07.147	48.825	42.821	35.501	169.5	3:29:56.524
15		2:08.676	49.591	43.439	35.646	164.6	3:32:05.200
16		2:07.806	49.594	42.559	35.653	169.5	3:34:13.006
17		2:10.173	48.995	44.525	36.653	165.1	3:36:23.179
18		2:09.049	49.245	43.441	36.363	160.2	3:38:32.228
19		2:09.044	49.514	43.577	35.953	170.6	3:40:41.272
20		2:10.807	49.626	44.542	36.639	171.9	3:42:52.079
21		2:11.994	49.485	45.224	37.285	165.1	3:45:04.073
22		2:15.593	51.451	47.695	36.447	157.2	3:47:19.666
23		5:25.584	P 49.792	43.737	3:52.055	161.1	3:52:45.250
24		6:28.910	5:05.015	45.724	38.171	80.2	3:59:14.160
25		2:16.205	52.978	45.406	37.821	136.0	4:01:30.365
26			50.789			150.8	

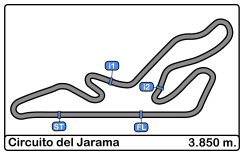

Circuito del Jarama
VI UV Endurance RACE Jarama
Carrera 8 horas resistencia
Lap Analysis 4 Hours

29 ALPHA RACING — BMW Compact

2 — ALPHA RACING

Vta.	D	Tiempo	Sector 1	Sector 2	Sector 3	V. Max.	Elapsed
1		3:01:31.420		3:00:56.226	35.194		3:01:31.420
2		2:06.240	47.694	43.131	35.415	175.6	3:03:37.660
3		2:07.523	47.574	44.262	35.687	175.6	3:05:45.183
4		2:03.087	47.192	41.591	34.304	176.7	3:07:48.270
5		2:03.629	47.984	41.322	34.323	171.9	3:09:51.899
6		2:05.303	47.353	42.957	34.993	175.0	3:11:57.202
7		2:03.493	47.371	41.621	34.501	174.7	3:14:00.695
8		2:03.907	47.728	41.568	34.611	176.1	3:16:04.602
9		2:04.207	47.603	42.100	34.504	171.7	3:18:08.809
10		2:03.362	47.504	41.337	34.521	173.9	3:20:12.171
11		2:03.092	47.278	41.418	34.396	174.4	3:22:15.263
12		2:02.903	47.433	40.963	34.507	174.7	3:24:18.166
13		2:05.760	47.549	42.694	35.517	175.3	3:26:23.926
14		2:03.695	47.496	41.676	34.523	170.3	3:28:27.621
15		2:03.280	47.321	41.485	34.474	176.1	3:30:30.901
16		2:03.118	47.622	41.055	34.441	171.1	3:32:34.019
17		2:06.488	47.402	43.443	35.643	174.4	3:34:40.507
18		2:03.678	47.498	41.529	34.651	176.1	3:36:44.185
19		2:03.856	47.541	41.535	34.780	174.1	3:38:48.041
20		2:04.960	48.064	41.841	35.055	172.8	3:40:53.001
21		2:07.262	48.095	42.754	36.413	168.4	3:43:00.263
22		2:07.026	47.963	43.237	35.826	171.9	3:45:07.289
23		2:06.288	49.077	41.905	35.306	169.5	3:47:13.577
24		2:04.622	47.803	41.804	35.015	172.5	3:49:18.199
25		2:05.428	48.461	41.881	35.086	171.7	3:51:23.627
26		2:04.521	48.118	41.747	34.656	171.9	3:53:28.148
27		2:05.739	48.342	42.231	35.166	173.0	3:55:33.887
28		2:05.555	48.021	41.865	35.669	173.3	3:57:39.442
29		2:06.764	48.659	43.252	34.853	173.6	3:59:46.206
30		2:06.148	48.123	41.781	36.244	174.1	4:01:52.354

30 PLIPETTI'S RACING TEAM — VW Golf GTI

2 — PLIPETTI'S RACING TEAM

Vta.	D	Tiempo	Sector 1	Sector 2	Sector 3	V. Max.	Elapsed
1		3:01:36.344		3:00:59.613	36.731		3:01:36.344
2		2:11.574	50.168	44.739	36.667	172.2	3:03:47.918
3		2:15.016	49.990	47.241	37.785	168.4	3:06:02.934
4		2:11.303	49.752	44.375	37.176	171.4	3:08:14.237
5		2:12.884	49.734	45.349	37.801	168.7	3:10:27.121
6		2:10.295	49.369	44.572	36.354	171.4	3:12:37.416
7		2:11.164	49.533	44.962	36.669	173.3	3:14:48.580
8		2:11.500	49.378	45.465	36.657	173.3	3:17:00.080
9		2:10.831	50.066	44.430	36.335	171.4	3:19:10.911
10		2:10.543	49.591	44.921	36.031	173.3	3:21:21.454
11		2:13.103	52.807	44.486	35.810	167.4	3:23:34.557
12		2:10.231	49.351	44.709	36.171	172.2	3:25:44.788
13		2:08.556	49.094	43.800	35.662	173.3	3:27:53.344
14		2:09.171	49.109	44.208	35.854	173.6	3:30:02.515
15		2:09.235	49.128	44.022	36.085	172.5	3:32:11.750
16		2:09.145	49.234	43.682	36.229	171.4	3:34:20.895
17		2:09.059	49.491	43.761	35.807	170.0	3:36:29.954
18		2:08.573	49.245	43.725	35.603	173.3	3:38:38.527
19		2:07.953	48.922	43.457	35.574	175.6	3:40:46.480
20		2:10.089	49.308	44.767	36.014	166.4	3:42:56.569
21		2:09.308	49.262	43.731	36.315	170.0	3:45:05.877
22		2:10.880	51.372	43.937	35.571	162.1	3:47:16.757
23		2:07.877	49.265	43.328	35.284	164.3	3:49:24.634
24		2:07.463	48.509	43.115	35.839	176.1	3:51:32.097
25		2:09.699	48.924	44.412	36.363	174.1	3:53:41.796
26		2:08.381	49.212	43.399	35.770	173.9	3:55:50.177
27		2:09.878	49.222	43.670	36.986	172.2	3:58:00.055
28		2:12.863	52.153	44.685	36.025	147.9	4:00:12.918
29		2:10.749	49.630	44.482	36.637	167.1	4:02:23.667

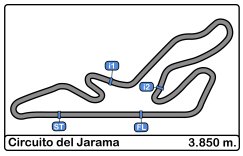

Circuito del Jarama
VI UV Endurance RACE Jarama
Carrera 8 horas resistencia
Lap Analysis 4 Hours

31 EB RACING BMW 325i E36

3 EB RACING

Vta.	D	Tiempo	Sector 1	Sector 2	Sector 3	V. Max.	Elapsed
1		3:01:10.330		3:00:35.889	34.441		3:01:10.330
2		2:03.486	47.703	41.235	34.548	187.1	3:03:13.816
3		2:08.730	48.142	45.682	34.906	181.5	3:05:22.546
4		2:05.282	47.776	41.430	36.076	179.1	3:07:27.828
5		2:03.365	47.309	41.713	34.343	191.4	3:09:31.193
6		2:03.648	47.534	41.661	34.453	183.9	3:11:34.841
7		2:03.891	47.064	41.880	34.947	186.5	3:13:38.732
8		2:03.702	47.604	41.488	34.610	182.4	3:15:42.434
9		2:02.836	47.116	41.277	34.443	179.7	3:17:45.270
10		2:02.906	47.008	41.205	34.693	185.8	3:19:48.176
11		2:04.301	48.132	41.347	34.822	166.9	3:21:52.477
12		6:26.362	P 47.881	41.543	4:56.938	179.1	3:28:18.839
13		4:54.408	3:36.559	42.861	34.988	89.7	3:33:13.247
14		2:05.607	48.974	42.165	34.468	172.2	3:35:18.854
15		2:04.045	47.231	42.187	34.627	172.5	3:37:22.899
16		2:03.605	47.468	41.857	34.280	171.4	3:39:26.504
17		2:03.625	47.333	41.859	34.433	173.3	3:41:30.129
18		2:03.519	47.418	41.397	34.704	180.6	3:43:33.648
19		2:03.202	47.281	41.490	34.431	170.0	3:45:36.850
20		2:03.986	47.385	41.600	35.001	175.0	3:47:40.836
21		2:03.356	47.771	41.302	34.283	174.4	3:49:44.192
22		2:04.881	48.649	41.797	34.435	169.8	3:51:49.073
23		2:03.623	47.651	41.357	34.615	174.7	3:53:52.696
24		2:03.104	47.977	40.939	34.188	166.6	3:55:55.800
25		2:02.504	46.836	41.143	34.525	187.8	3:57:58.304
26		2:02.614	47.652	40.971	33.991	171.9	4:00:00.918
27		2:02.903	47.517	41.249	34.137	179.7	4:02:03.821

32 PUNTAL PRODUCTIONS BMW 325i E36

3 PUNTAL PRODUCTIONS

Vta.	D	Tiempo	Sector 1	Sector 2	Sector 3	V. Max.	Elapsed
1		3:00:28.160			3:00:28.160		3:00:28.160
2		2:09.694	49.311	43.755	36.628	176.1	3:02:37.854
3		2:08.827	49.215	43.587	36.025	175.6	3:04:46.681
4		2:08.042	48.553	42.940	36.549	180.6	3:06:54.723
5		2:09.143	48.919	44.016	36.208	167.4	3:09:03.866
6		2:10.425	50.619	43.808	35.998	170.6	3:11:14.291
7		2:09.171	49.898	43.146	36.127	170.0	3:13:23.462
8		4:40.880	P 50.156	42.695	3:08.029	178.2	3:18:04.342
9		6:59.454	5:42.659	41.974	34.821	78.0	3:25:03.796
10		2:05.024	47.689	42.557	34.778	180.0	3:27:08.820
11		2:04.694	47.882	42.126	34.686	164.8	3:29:13.514
12		2:03.578	47.047	41.730	34.801	177.3	3:31:17.092
13		2:03.864	47.909	41.641	34.314	179.1	3:33:20.956
14		2:03.863	47.312	41.172	35.379	180.0	3:35:24.819
15		2:02.622	47.057	41.401	34.164	189.8	3:37:27.441
16		2:03.170	47.321	41.335	34.514	167.7	3:39:30.611
17		2:03.603	47.302	41.812	34.489	178.8	3:41:34.214
18		2:03.219	47.356	41.407	34.456	178.5	3:43:37.433
19		2:02.099	47.084	41.040	33.975	178.5	3:45:39.532
20		2:03.079	47.079	41.444	34.556	180.3	3:47:42.611
21		2:02.178	46.846	41.020	34.312	181.5	3:49:44.789
22		2:03.982	47.397	42.096	34.489	184.3	3:51:48.771
23		2:03.685	47.367	41.375	34.943	178.8	3:53:52.456
24		2:02.604	47.523	40.917	34.164	177.0	3:55:55.060
25		2:03.002	46.884	41.353	34.765	190.4	3:57:58.062
26		2:02.440	47.182	40.973	34.285	176.4	4:00:00.502
27		2:03.004	47.333	41.269	34.402	188.1	4:02:03.506

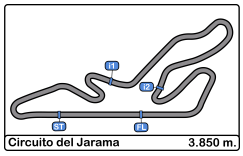

Circuito del Jarama
VI UV Endurance RACE Jarama
Carrera 8 horas resistencia
Lap Analysis 4 Hours

33 AMAZON SPORT 1 — VW Golf MK3

2 — AMAZON SPORT 1

Vta.	D	Tiempo	Sector 1	Sector 2	Sector 3	V. Max.	Elapsed
1		3:09:25.784	P 3:07:38.005	54.566	53.213	72.2	3:09:25.784
2		12:11.741	10:39.909	50.432	41.400	66.0	3:21:37.525
3		2:25.684	55.868	49.314	40.502	146.1	3:24:03.209
4		2:25.568	55.403	49.326	40.839	146.9	3:26:28.777
5		2:24.737	54.865	49.359	40.513	153.4	3:28:53.514
6		2:23.075	55.071	47.993	40.011	154.5	3:31:16.589
7		2:22.831	53.928	48.740	40.163	157.6	3:33:39.420
8		2:22.308	54.121	48.724	39.463	155.8	3:36:01.728
9		2:20.752	53.809	47.860	39.083	154.7	3:38:22.480
10		2:21.244	53.885	47.686	39.673	156.5	3:40:43.724
11		2:22.686	54.205	48.869	39.612	156.9	3:43:06.410
12		2:19.926	53.551	47.569	38.806	156.5	3:45:26.336
13		2:21.798	53.413	48.935	39.450	158.5	3:47:48.134
14		2:22.134	54.213	48.712	39.209	156.2	3:50:10.268
15		2:24.289	54.660	49.622	40.007	156.0	3:52:34.557
16		2:24.187	54.648	49.841	39.698	155.3	3:54:58.744
17			54.534	50.318		154.7	

34 RRB COMPETICION — Renault Clio

2 — RRB COMPETICION

Vta.	D	Tiempo	Sector 1	Sector 2	Sector 3	V. Max.	Elapsed
1		3:00:46.861			3:00:46.861		3:00:46.861
2		2:02.327	46.681	41.440	34.206	183.3	3:02:49.188
3		2:01.781	46.859	40.965	33.957	184.3	3:04:50.969
4		2:03.319	46.546	41.144	35.629	185.8	3:06:54.288
5		2:02.084	46.786	41.062	34.236	183.6	3:08:56.372
6		2:02.342	46.973	40.932	34.437	183.0	3:10:58.714
7		2:02.456	46.609	41.382	34.465	185.8	3:13:01.170
8		2:03.520	47.297	41.607	34.616	181.8	3:15:04.690
9		2:03.907	47.330	42.355	34.222	180.9	3:17:08.597
10		2:04.521	47.113	42.629	34.779	182.1	3:19:13.118
11		2:03.157	47.427	41.357	34.373	181.8	3:21:16.275
12		2:05.466	47.659	41.589	36.218	174.7	3:23:21.741
13		2:02.877	46.831	41.785	34.261	181.8	3:25:24.618
14		2:03.197	47.468	41.425	34.304	176.1	3:27:27.815
15		2:02.667	46.719	41.651	34.297	183.3	3:29:30.482
16		2:03.337	47.308	41.920	34.109	179.4	3:31:33.819
17		2:02.061	46.762	41.198	34.101	182.7	3:33:35.880
18		2:02.696	47.108	41.399	34.189	179.1	3:35:38.576
19		2:04.798	47.121	41.928	35.749	176.4	3:37:43.374
20		2:03.102	47.222	41.368	34.512	177.3	3:39:46.476
21		2:03.606	47.596	41.572	34.438	179.7	3:41:50.082
22		2:04.944	47.760	42.474	34.710	174.4	3:43:55.026
23		2:03.581	47.484	41.717	34.380	176.7	3:45:58.607
24		2:02.749	47.060	41.169	34.520	177.0	3:48:01.356
25		2:03.211	47.197	41.919	34.095	177.9	3:50:04.567
26		2:03.223	46.731	41.234	35.258	180.3	3:52:07.790
27		2:03.541	47.444	41.595	34.502	175.8	3:54:11.331
28		2:03.765	47.365	41.900	34.500	178.5	3:56:15.096
29		2:04.035	47.666	41.446	34.923	178.5	3:58:19.131
30		2:03.870	47.367	41.724	34.779	174.7	4:00:23.001
31		2:04.098	47.395	41.653	35.050	175.3	4:02:27.099

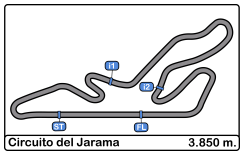

Circuito del Jarama
VI UV Endurance RACE Jarama
Carrera 8 horas resistencia
Lap Analysis 4 Hours

40 UV-TEC — Citroen Saxo

SAXO — UV-TEC

Vta.	D	Tiempo	Sector 1	Sector 2	Sector 3	V. Max.	Elapsed
1		3:01:55.030	3:00:27.905	48.317	38.808		3:01:55.030
2		2:26.970	54.324	50.437	42.209	150.4	3:04:22.000
3		2:19.189	53.438	47.121	38.630	160.0	3:06:41.189
4		2:20.194	53.242	46.284	40.668	149.7	3:09:01.383
5		2:19.238	54.369	46.623	38.246	160.9	3:11:20.621
6		2:23.791	57.900	47.525	38.366	154.0	3:13:44.412
7		2:19.140	52.812	48.033	38.295	157.2	3:16:03.552
8		2:18.346	52.830	46.843	38.673	140.9	3:18:21.898
9		2:17.263	53.085	46.740	37.438	151.0	3:20:39.161
10		2:19.554	51.647	48.841	39.066	154.7	3:22:58.715
11		2:17.155	52.621	45.819	38.715	152.1	3:25:15.870
12		2:26.052	57.298	46.790	41.964	159.2	3:27:41.922
13		2:20.292	52.966	47.769	39.557	158.1	3:30:02.214
14		2:17.971	53.610	46.109	38.252	150.4	3:32:20.185
15		2:19.517	52.652	48.107	38.758	147.5	3:34:39.702
16		2:21.119	54.625	46.356	40.138	133.4	3:37:00.821
17		2:23.542	54.172	48.465	40.905	150.4	3:39:24.363
18		2:23.086	55.422	48.447	39.217	149.7	3:41:47.449
19		2:21.033	54.382	47.463	39.188	153.4	3:44:08.482
20		2:21.579	53.270	48.933	39.376	143.4	3:46:30.061
21		2:21.664	54.520	46.940	40.204	137.4	3:48:51.725
22		2:26.435	57.587	48.568	40.280	152.1	3:51:18.160
23		2:28.482	55.601	49.506	43.375	160.4	3:53:46.642
24		6:36.055	59.237	48.183	4:48.635	137.4	4:00:22.697

46 UV-SAYAGO — Citroen Saxo

SAXO — UV-SAYAGO

Vta.	D	Tiempo	Sector 1	Sector 2	Sector 3	V. Max.	Elapsed
1		3:02:20.335	3:00:59.826	44.677	35.832	165.8	3:02:20.335
2		2:09.315	49.369	44.122	35.824	168.4	3:04:29.650
3		2:09.699	49.238	44.064	36.397	165.1	3:06:39.349
4		2:09.196	49.181	43.760	36.255	166.6	3:08:48.545
5		2:09.332	49.439	43.865	36.028	166.1	3:10:57.877
6		2:09.514	49.788	43.913	35.813	165.6	3:13:07.391
7		2:09.498	49.354	44.480	35.664	171.1	3:15:16.889
8		2:10.109	48.839	44.016	37.254	170.3	3:17:26.998
9		2:09.831	49.755	44.008	36.068	166.1	3:19:36.829
10		2:09.154	49.258	44.006	35.890	166.6	3:21:45.983
11		2:08.751	49.294	43.684	35.773	168.4	3:23:54.734
12		2:09.053	49.175	44.071	35.807	164.6	3:26:03.787
13		2:08.856	49.153	43.790	35.913	164.1	3:28:12.643
14		2:10.428	49.656	43.621	37.151	165.8	3:30:23.071
15		2:07.977	49.190	43.308	35.479	168.2	3:32:31.048
16		2:09.178	48.877	44.236	36.065	170.3	3:34:40.226
17		4:42.336	48.922	43.611	3:09.803	166.9	3:39:22.562
18		8:18.044	6:42.734	54.234	41.076	40.2	3:47:40.606
19		2:23.399	54.626	49.796	38.977	123.4	3:50:04.005
20		2:41.005	1:11.681	49.553	39.771	151.8	3:52:45.010
21		2:24.880	55.517	50.193	39.170	140.8	3:55:09.890
22		2:25.562	56.667	49.609	39.286	139.8	3:57:35.452
23		2:24.285	55.984	48.865	39.436	143.4	3:59:59.737
24		2:25.878	56.703	49.017	40.158	142.4	4:02:25.615

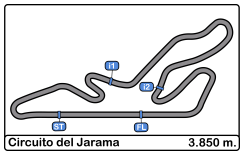

Circuito del Jarama
VI UV Endurance RACE Jarama
Carrera 8 horas resistencia
Analysis by Lap 4 Hours

Lap 1

Num	Lap Time	Gap
21	3:00:18.438	
16	3:00:24.865	06.427
32	3:00:28.160	09.722
9	3:00:40.460	22.022
3	3:00:41.175	22.737
34	3:00:46.861	28.423
2	3:00:48.058	29.620
5	3:00:53.094	34.656
1	3:00:55.897	37.459
19	3:01:03.016	44.578
31	3:01:10.330	51.892
22	3:01:10.395	51.957
25	3:01:22.494	1:04.056
17	3:01:23.932	1:05.494
27	3:01:28.320	1:09.882
12	3:01:29.329	1:10.891
10	3:01:31.372	1:12.934
29	3:01:31.420	1:12.982
30	3:01:36.344	1:17.906
40	3:01:55.030	1:36.592
11	3:01:56.296	1:37.858
7	3:01:59.259	1:40.821
28	3:02:00.218	1:41.780
6	3:02:10.697	1:52.259
14	3:02:16.706	1:58.268

Lap 2

Num	Lap Time	Gap
21	1:59.502	
46	3:02:20.335	1 Lap
20	3:02:24.774	1 Lap
16	2:03.407	10.332
32	2:09.694	19.914
9	2:05.539	28.059
34	2:02.327	31.248
2	2:06.872	36.990
3	2:14.584	37.819
1	2:00.703	38.660
5	2:07.907	43.061
31	2:03.486	55.876
19	2:18.367	1:03.443
22	2:15.229	1:07.684
17	2:06.904	1:12.896
27	2:07.899	1:18.279
29	2:06.240	1:19.720
12	2:08.592	1:19.981
25	2:16.575	1:21.129
10	2:09.039	1:22.471
30	2:11.574	1:29.978
11	1:58.697	1:37.053
7	2:09.055	1:50.374
28	2:09.546	1:51.824
6	2:07.152	1:59.909

Lap 3

Num	Lap Time	Gap
21	2:01.188	
40	2:26.970	1 Lap
14	2:05.888	1 Lap
46	2:09.315	1 Lap
16	2:02.011	11.155
20	2:08.573	1 Lap
32	2:08.827	27.553
9	2:04.541	31.412
34	2:01.781	31.841
2	2:08.092	43.894
3	2:09.245	45.876
5	2:07.735	49.608
19	1:59.124	1:01.379
31	2:08.730	1:03.418
17	2:08.854	1:20.562
22	2:15.283	1:21.779
29	2:07.523	1:26.055
27	2:09.878	1:26.969
12	2:09.399	1:28.192
25	2:14.859	1:34.800
10	2:14.084	1:35.367
11	2:01.528	1:37.393
30	2:15.016	1:43.806
7	2:09.642	1:58.828

Lap 4

Num	Lap Time	Gap
21	1:59.583	
28	2:10.849	1 Lap
6	2:07.553	1 Lap
14	2:05.708	1 Lap
16	2:03.701	15.273
46	2:09.699	1 Lap
40	2:19.189	1 Lap
20	2:08.734	1 Lap
1	3:57.491	1 Lap
34	2:03.319	35.577
32	2:08.042	36.012
9	2:04.498	36.327
2	2:07.210	51.521
3	2:06.701	52.994
5	2:07.229	57.254
19	2:02.475	1:04.271
31	2:05.282	1:09.117
17	2:06.888	1:27.867
29	2:03.087	1:29.559
27	2:08.568	1:35.954
22	2:14.350	1:36.546
11	1:59.454	1:37.264
12	2:08.890	1:37.499
10	2:08.413	1:44.197
25	2:16.833	1:52.050
30	2:11.303	1:55.526

Lap 5

Num	Lap Time	Gap
21	1:59.590	
7	2:09.832	1 Lap
28	2:07.737	1 Lap
6	2:06.815	1 Lap
14	2:05.094	1 Lap
16	2:03.563	19.246
46	2:09.196	1 Lap
20	2:09.651	1 Lap
34	2:02.084	38.071
9	2:02.705	39.442
40	2:20.194	1 Lap
32	2:09.143	45.565
2	2:06.752	58.683
3	2:06.824	1:00.228
5	2:06.988	1:04.652
19	2:01.160	1:05.841
33	3:09:25.784	4 Laps
31	2:03.365	1:12.892
29	2:03.629	1:33.598
17	2:08.676	1:36.953
11	1:59.419	1:37.093
27	2:09.179	1:45.543
12	2:08.981	1:46.890
22	2:14.046	1:51.002
10	2:08.658	1:53.265
30	2:12.884	2:08.820

Lap 6

Num	Lap Time	Gap
21	2:09.224	
25	2:24.231	1 Lap
28	2:09.107	1 Lap
6	2:06.063	1 Lap
7	2:11.594	1 Lap
14	2:06.043	1 Lap
16	2:02.013	12.035
46	2:09.332	1 Lap
20	2:06.719	1 Lap
34	2:02.342	31.189
9	2:02.231	32.449
32	2:10.425	46.766
40	2:19.238	1 Lap
2	2:07.273	56.732
19	2:01.637	58.254
3	2:08.287	59.291
5	2:07.636	1:03.064
31	2:03.648	1:07.316
11	1:59.252	1:27.121
29	2:05.303	1:29.677
17	2:06.693	1:34.422
27	2:09.145	1:45.464
12	2:08.818	1:46.484
10	2:12.393	1:56.434
22	2:15.723	1:57.501
30	2:10.295	2:09.891

Lap 7

Num	Lap Time	Gap
16	2:01.493	
6	2:06.637	1 Lap
14	2:09.434	1 Lap
28	2:12.196	1 Lap
7	2:11.252	1 Lap
34	2:02.456	20.117
9	2:06.058	24.979
46	2:09.514	1 Lap
20	2:09.663	1 Lap
32	2:09.171	42.409
19	2:00.394	45.120
2	2:07.254	50.458
3	2:08.346	54.109
5	2:07.178	56.714
31	2:03.891	57.679
40	2:23.791	1 Lap
11	1:58.898	1:12.491
29	2:03.493	1:19.642
17	2:06.809	1:27.703
27	2:07.730	1:39.666
12	2:08.639	1:41.595
10	2:08.893	1:51.799
22	2:13.514	1:57.487

Lap 8

Num	Lap Time	Gap
16	2:03.056	
30	2:11.164	1 Lap
6	2:06.177	1 Lap
14	2:04.520	1 Lap
28	2:07.904	1 Lap
7	2:09.887	1 Lap
21	4:36.706	1 Lap
34	2:03.520	20.581
9	2:03.578	25.501
20	2:07.300	1 Lap

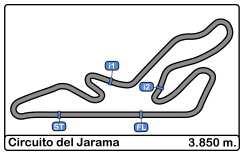

Circuito del Jarama
VI UV Endurance RACE Jarama
Carrera 8 horas resistencia
Analysis by Lap 4 Hours

Num	Lap Time	Gap
46	2:09.498	1 Lap
19	1:58.860	40.924
2	2:06.643	54.045
3	2:05.887	56.940
31	2:03.702	58.325
5	2:09.186	1:02.844
11	2:00.191	1:09.626
40	2:19.140	1 Lap
29	2:03.907	1:20.493
27	2:10.413	1:47.023
12	2:12.257	1:50.796
10	2:08.180	1:56.923
Num	**Lap Time**	**Gap**
Lap 9		
16	2:01.800	
17	2:41.873	1 Lap
22	2:14.125	1 Lap
6	2:05.942	1 Lap
14	2:05.265	1 Lap
30	2:11.500	1 Lap
28	2:08.306	1 Lap
34	2:03.907	22.688
7	2:09.594	1 Lap
9	2:03.512	27.213
20	2:06.983	1 Lap
19	1:58.681	37.805
46	2:10.109	1 Lap
2	2:06.675	58.920
31	2:02.836	59.361
3	2:06.547	1:01.687
5	2:09.190	1:10.234
32	4:40.880	1 Lap
29	2:04.207	1:22.900
25	7:42.329	3 Laps
40	2:18.346	1 Lap
27	2:09.864	1:55.087
Num	**Lap Time**	**Gap**
Lap 10		
16	2:02.520	
10	2:11.081	1 Lap

Num	Lap Time	Gap
6	2:04.990	1 Lap
14	2:04.664	1 Lap
22	2:13.492	1 Lap
30	2:10.831	1 Lap
34	2:04.521	24.689
28	2:08.631	1 Lap
9	2:05.412	30.105
7	2:10.261	1 Lap
19	1:58.708	33.993
20	2:09.763	1 Lap
46	2:09.831	1 Lap
21	4:43.920	2 Laps
31	2:02.906	59.747
2	2:07.701	1:04.101
3	2:06.866	1:06.033
5	2:08.335	1:16.049
29	2:03.362	1:23.742
11	4:21.707	1 Lap
25	2:18.980	3 Laps
40	2:17.263	1 Lap
Num	**Lap Time**	**Gap**
Lap 11		
16	2:01.327	
27	2:10.970	1 Lap
10	2:10.805	1 Lap
6	2:05.836	1 Lap
14	2:05.993	1 Lap
34	2:03.157	26.519
22	2:13.227	1 Lap
19	1:58.994	31.660
30	2:10.543	1 Lap
28	2:08.247	1 Lap
9	2:05.937	34.715
7	2:10.624	1 Lap
33	12:11.741	9 Laps
20	2:07.546	1 Lap
21	1:57.301	2 Laps
46	2:09.154	1 Lap
31	2:04.301	1:02.721
2	2:06.486	1:09.260

Num	Lap Time	Gap
3	2:06.010	1:10.716
12	5:38.207	2 Laps
5	2:08.645	1:23.367
29	2:03.092	1:25.507
Num	**Lap Time**	**Gap**
Lap 12		
16	2:02.131	
25	2:17.350	4 Laps
40	2:19.554	2 Laps
27	2:10.945	1 Lap
10	2:10.541	1 Lap
6	2:05.606	1 Lap
14	2:05.706	1 Lap
19	1:58.632	28.161
34	2:05.466	29.854
9	2:05.984	38.568
28	2:10.190	1 Lap
22	2:15.046	1 Lap
30	2:13.103	1 Lap
7	2:10.760	1 Lap
21	1:57.205	2 Laps
46	2:08.751	1 Lap
33	2:25.684	9 Laps
2	2:05.967	1:13.096
3	2:05.895	1:14.480
29	2:02.903	1:26.279
5	2:08.681	1:29.917
Num	**Lap Time**	**Gap**
Lap 13		
16	2:01.920	
11	4:45.672	3 Laps
32	6:59.454	4 Laps
27	2:11.473	1 Lap
25	2:21.021	4 Laps
40	2:17.155	2 Laps
19	1:58.656	24.897
6	2:07.388	1 Lap
14	2:06.619	1 Lap
34	2:02.877	30.811
10	2:14.647	1 Lap

Num	Lap Time	Gap
9	2:06.756	43.404
21	1:58.245	2 Laps
28	2:08.150	1 Lap
30	2:10.231	1 Lap
22	2:12.799	1 Lap
46	2:09.053	1 Lap
2	2:05.938	1:17.114
3	2:05.410	1:17.970
20	4:36.137	2 Laps
29	2:05.760	1:30.119
33	2:25.568	9 Laps
5	2:08.015	1:36.012
Num	**Lap Time**	**Gap**
Lap 14		
16	2:00.192	
11	2:00.636	3 Laps
32	2:05.024	4 Laps
19	1:59.624	24.329
6	2:05.223	1 Lap
34	2:03.197	33.816
14	2:06.187	1 Lap
27	2:13.587	1 Lap
25	2:21.101	4 Laps
21	1:57.720	2 Laps
10	2:12.194	1 Lap
40	2:26.052	2 Laps
28	2:08.296	1 Lap
30	2:08.556	1 Lap
22	2:12.495	1 Lap
46	2:08.856	1 Lap
2	2:05.771	1:22.693
3	2:06.036	1:23.814
31	6:26.362	2 Laps
29	2:03.695	1:33.622
5	2:07.821	1:43.641
33	2:24.737	9 Laps
Num	**Lap Time**	**Gap**
Lap 15		
16	2:00.040	
11	1:59.337	3 Laps

Num	Lap Time	Gap
12	6:59.201	5 Laps
32	2:04.694	4 Laps
19	1:57.884	22.173
34	2:02.667	36.443
6	2:07.204	1 Lap
14	2:06.712	1 Lap
21	1:56.125	2 Laps
27	2:12.664	1 Lap
10	2:11.150	1 Lap
25	2:19.396	4 Laps
28	2:07.147	1 Lap
40	2:20.292	2 Laps
30	2:09.171	1 Lap
7	6:26.824	3 Laps
22	2:12.303	1 Lap
2	2:05.427	1:28.080
46	2:10.428	1 Lap
3	2:05.514	1:29.288
29	2:03.280	1:36.862
Num	**Lap Time**	**Gap**
Lap 16		
16	2:00.636	
11	2:00.019	3 Laps
19	1:59.460	20.997
12	2:03.916	5 Laps
33	2:23.075	10 Laps
32	2:03.578	4 Laps
21	1:55.871	2 Laps
34	2:03.337	39.144
14	2:07.182	1 Lap
17	14:53.743	7 Laps
27	2:10.993	1 Lap
10	2:09.370	1 Lap
28	2:08.676	1 Lap
9	6:29.783	2 Laps
30	2:09.235	1 Lap
25	2:18.986	4 Laps
40	2:17.971	2 Laps
22	2:13.849	1 Lap
2	2:05.477	1:32.921

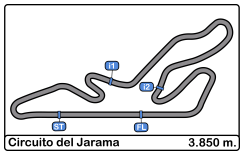

Circuito del Jarama
VI UV Endurance RACE Jarama
Carrera 8 horas resistencia
Analysis by Lap 4 Hours

Num	Lap Time	Gap
3	2:06.568	1:35.220
46	2:07.977	1 Lap
29	2:03.118	1:39.344
Num	**Lap Time**	**Gap**
Lap 17		
16	2:00.917	
11	1:59.050	3 Laps
31	4:54.408	4 Laps
19	1:58.788	18.868
12	2:03.907	5 Laps
20	7:04.327	5 Laps
32	2:03.864	4 Laps
21	1:56.275	2 Laps
5	4:56.872	2 Laps
34	2:02.061	40.288
33	2:22.831	10 Laps
14	2:05.767	1 Lap
27	2:10.200	1 Lap
17	2:18.445	7 Laps
10	2:10.608	1 Lap
28	2:07.806	1 Lap
30	2:09.145	1 Lap
25	2:16.348	4 Laps
2	2:06.280	1:38.284
40	2:19.517	2 Laps
46	2:09.178	1 Lap
29	2:06.488	1:44.915
22	2:14.932	1 Lap
Num	**Lap Time**	**Gap**
Lap 18		
16	2:00.299	
11	1:58.608	3 Laps
19	1:58.312	16.881
31	2:05.607	4 Laps
12	2:03.398	5 Laps
21	1:56.947	2 Laps
32	2:03.863	4 Laps
20	2:13.372	5 Laps
34	2:02.696	42.685
14	2:06.482	1 Lap

Num	Lap Time	Gap
6	6:20.737	3 Laps
33	2:22.308	10 Laps
27	2:10.781	1 Lap
17	2:10.676	7 Laps
28	2:10.173	1 Lap
10	2:13.219	1 Lap
30	2:09.059	1 Lap
2	2:05.843	1:43.828
29	2:03.678	1:48.294
22	2:12.740	1 Lap
25	2:24.685	4 Laps
Num	**Lap Time**	**Gap**
Lap 19		
16	2:01.839	
11	1:59.065	3 Laps
40	2:21.119	3 Laps
19	1:58.027	13.069
9	5:07.369	4 Laps
21	1:55.550	2 Laps
31	2:04.045	4 Laps
12	2:03.077	5 Laps
32	2:02.622	4 Laps
20	2:09.590	5 Laps
34	2:04.798	45.644
3	5:28.946	2 Laps
14	2:05.587	1 Lap
7	8:07.598	6 Laps
33	2:20.752	10 Laps
27	2:12.278	1 Lap
17	2:12.121	7 Laps
28	2:09.049	1 Lap
10	2:10.471	1 Lap
30	2:08.573	1 Lap
2	2:06.338	1:48.327
29	2:03.856	1:50.311
11	1:58.896	2 Laps
Num	**Lap Time**	**Gap**
Lap 20		
16	2:01.953	
22	2:13.697	2 Laps

Num	Lap Time	Gap
19	1:57.575	08.691
21	1:57.001	2 Laps
25	2:21.896	5 Laps
9	2:05.486	4 Laps
46	4:42.336	3 Laps
40	2:23.542	3 Laps
31	2:03.605	4 Laps
32	2:03.170	4 Laps
12	2:05.500	5 Laps
34	2:03.102	46.793
20	2:10.038	5 Laps
14	2:06.061	1 Lap
7	2:11.410	6 Laps
27	2:09.299	1 Lap
17	2:08.762	7 Laps
28	2:09.044	1 Lap
33	2:21.244	10 Laps
10	2:10.641	1 Lap
30	2:07.953	1 Lap
2	2:06.206	1:52.580
29	2:04.960	1:53.318
11	1:58.436	2 Laps
Num	**Lap Time**	**Gap**
Lap 21		
16	2:01.211	
19	1:56.647	04.127
21	1:56.030	2 Laps
22	2:13.098	2 Laps
9	2:03.412	4 Laps
31	2:03.625	4 Laps
32	2:03.603	4 Laps
12	2:04.336	5 Laps
25	2:25.125	5 Laps
40	2:23.086	3 Laps
34	2:03.606	49.188
20	2:08.998	5 Laps
14	2:05.704	1 Lap
7	2:10.775	6 Laps
17	2:08.071	7 Laps
27	2:12.907	1 Lap

Num	Lap Time	Gap
28	2:10.807	1 Lap
30	2:10.089	1 Lap
11	2:02.316	2 Laps
10	2:12.531	1 Lap
2	2:06.937	1:58.306
29	2:07.262	1:59.369
6	7:07.999	5 Laps
Num	**Lap Time**	**Gap**
Lap 22		
16	2:01.265	
19	1:57.216	00.078
33	2:22.686	11 Laps
21	1:55.634	2 Laps
9	2:03.101	4 Laps
31	2:03.519	4 Laps
22	2:13.424	2 Laps
32	2:03.219	4 Laps
12	2:04.025	5 Laps
34	2:04.944	52.867
25	2:18.339	5 Laps
40	2:21.033	3 Laps
20	2:07.221	5 Laps
14	2:05.082	1 Lap
3	6:30.340	4 Laps
7	2:10.553	6 Laps
17	2:07.449	7 Laps
11	2:01.352	2 Laps
27	2:13.524	1 Lap
Num	**Lap Time**	**Gap**
Lap 23		
19	1:59.057	
28	2:11.994	2 Laps
16	2:03.123	03.988
21	1:57.819	2 Laps
30	2:09.308	2 Laps
2	2:07.818	1 Lap
29	2:07.026	1 Lap
10	2:13.395	2 Laps
6	2:22.515	6 Laps
33	2:19.926	11 Laps

Num	Lap Time	Gap
9	2:03.338	4 Laps
31	2:03.202	4 Laps
5	12:03.761	7 Laps
32	2:02.099	4 Laps
12	2:04.479	5 Laps
22	2:13.932	2 Laps
34	2:03.581	57.313
20	2:07.105	5 Laps
25	2:18.416	5 Laps
14	2:04.479	1 Lap
40	2:21.579	3 Laps
3	2:12.842	4 Laps
11	2:00.031	2 Laps
Num	**Lap Time**	**Gap**
Lap 24		
19	1:57.697	
7	2:10.131	7 Laps
17	2:10.697	8 Laps
21	1:56.290	2 Laps
16	2:05.722	12.013
29	2:06.288	1 Lap
2	2:09.112	1 Lap
30	2:10.880	2 Laps
28	2:15.593	2 Laps
10	2:09.894	2 Laps
9	2:05.539	4 Laps
46	8:18.044	6 Laps
31	2:03.986	4 Laps
6	2:17.304	6 Laps
32	2:03.079	4 Laps
33	2:21.798	11 Laps
12	2:03.746	5 Laps
5	2:12.405	7 Laps
34	2:02.749	1:02.365
22	2:13.758	2 Laps
20	2:07.115	5 Laps
14	2:04.448	1 Lap
25	2:18.758	5 Laps
40	2:21.664	3 Laps
3	2:12.167	4 Laps

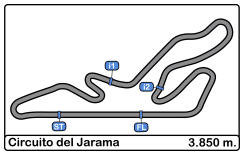

Circuito del Jarama
VI UV Endurance RACE Jarama
Carrera 8 horas resistencia
Analysis by Lap 4 Hours

Num	Lap Time	Gap
11	1:57.962	2 Laps

Lap 25

Num	Lap Time	Gap
19	1:58.386	
21	1:56.137	2 Laps
7	2:11.270	7 Laps
17	2:09.961	8 Laps
16	2:02.225	15.852
29	2:04.622	1 Lap
2	2:06.553	1 Lap
30	2:07.877	2 Laps
10	2:09.982	2 Laps
9	2:02.409	4 Laps
31	2:03.356	4 Laps
32	2:02.178	4 Laps
12	2:03.985	5 Laps
6	2:13.130	6 Laps
5	2:09.480	7 Laps
46	2:23.399	6 Laps
34	2:03.211	1:07.190
33	2:22.134	11 Laps
27	5:13.567	3 Laps
22	2:13.678	2 Laps
20	2:10.739	5 Laps
25	2:15.958	5 Laps
21	1:57.163	1 Lap

Lap 26

Num	Lap Time	Gap
19	1:58.535	
11	2:01.332	3 Laps
3	2:12.978	5 Laps
16	2:01.272	18.589
40	2:26.435	4 Laps
7	2:11.369	7 Laps
29	2:05.428	1 Lap
17	2:13.545	8 Laps
2	2:06.279	1 Lap
30	2:07.463	2 Laps
9	2:02.084	4 Laps
10	2:11.459	2 Laps
32	2:03.982	4 Laps
31	2:04.881	4 Laps
12	2:03.486	5 Laps
34	2:03.223	1:11.878
6	2:12.875	6 Laps
5	2:16.388	7 Laps
22	2:13.988	2 Laps
33	2:24.289	11 Laps
20	2:10.454	5 Laps
46	2:41.005	6 Laps
28	5:25.584	3 Laps
21	1:56.041	1 Lap

Lap 27

Num	Lap Time	Gap
19	1:56.956	
11	1:59.677	3 Laps
25	2:20.123	6 Laps
16	2:01.478	23.111
3	2:11.956	5 Laps
29	2:04.521	1 Lap
7	2:09.753	7 Laps
2	2:06.888	1 Lap
30	2:09.699	2 Laps
9	2:02.356	4 Laps
40	2:28.482	4 Laps
32	2:03.685	4 Laps
10	2:09.668	2 Laps
31	2:03.623	4 Laps
12	2:03.439	5 Laps
34	2:03.541	1:18.463
6	2:11.636	6 Laps
5	2:28.040	7 Laps
22	2:15.508	2 Laps
14	6:20.644	3 Laps
21	1:56.543	1 Lap

Lap 28

Num	Lap Time	Gap
19	1:58.113	
20	2:07.533	6 Laps
11	2:00.180	3 Laps
33	2:24.187	12 Laps
46	2:24.880	7 Laps
16	2:01.717	26.715
3	2:10.326	5 Laps
29	2:05.739	1 Lap
25	2:24.257	6 Laps
7	2:09.654	7 Laps
9	2:01.419	4 Laps
30	2:08.381	2 Laps
32	2:02.604	4 Laps
31	2:03.104	4 Laps
10	2:11.329	2 Laps
12	2:04.436	5 Laps
34	2:03.765	1:24.115
6	2:11.188	6 Laps
21	1:57.501	1 Lap

Lap 29

Num	Lap Time	Gap
19	1:56.577	
17	5:23.814	10 Laps
5	2:07.916	8 Laps
11	1:59.291	3 Laps
20	2:06.768	6 Laps
16	2:01.832	31.970
27	7:15.059	6 Laps
46	2:25.562	7 Laps
29	2:05.555	1 Lap
3	2:11.255	5 Laps
9	2:03.539	4 Laps
7	2:11.033	7 Laps
32	2:03.002	4 Laps
25	2:20.223	6 Laps
31	2:02.504	4 Laps
30	2:09.878	2 Laps
12	2:04.504	5 Laps
10	2:09.593	2 Laps
34	2:04.035	1:31.573
21	1:55.952	1 Lap
6	2:10.893	6 Laps

Lap 30

Num	Lap Time	Gap
19	1:56.679	
2	5:13.893	3 Laps
11	2:00.996	3 Laps
5	2:08.126	8 Laps
20	2:05.755	6 Laps
28	6:28.910	6 Laps
16	2:00.540	35.831
29	2:06.764	1 Lap
3	2:08.295	5 Laps
9	2:02.305	4 Laps
27	2:26.158	6 Laps
46	2:24.285	7 Laps
32	2:02.440	4 Laps
31	2:02.614	4 Laps
7	2:11.345	7 Laps
30	2:12.863	2 Laps
12	2:04.451	5 Laps
25	2:23.160	6 Laps
10	2:08.237	2 Laps
40	6:36.055	6 Laps
34	2:03.870	1:38.764
21	1:55.812	1 Lap

Lap 31

Num	Lap Time	Gap
19	1:57.896	
6	2:09.742	7 Laps
14	6:11.602	6 Laps
11	1:59.692	3 Laps
5	2:07.678	8 Laps
20	2:05.616	6 Laps
16	2:01.235	39.170
28	2:16.205	6 Laps
9	2:01.626	4 Laps
22	7:06.512	5 Laps
29	2:06.148	1 Lap
3	2:08.356	5 Laps
32	2:03.004	4 Laps
31	2:02.903	4 Laps
7	2:10.021	7 Laps
12	2:04.262	5 Laps
27	2:24.099	6 Laps
30	2:10.749	2 Laps
46	2:25.878	7 Laps
34	2:04.098	1:44.966

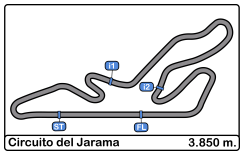

Circuito del Jarama
VI UV Endurance RACE Jarama
Carrera 8 horas resistencia
Best Sectors Results 4 Hours

	Sector - 1			Sector - 2			Sector - 3			Vuelta Ideal vs Mejor Vuelta					
Clas	Nº	Equipo	Tiempo	Nº	Equipo	Tiempo	Nº	Equipo	Tiempo	Clas	Nº	Equipo	Vta. Ideal	Mejor Vta.	Clas
1	19	RACING TO ENJOY	43.869	19	RACING TO ENJOY	38.436	19	RACING TO ENJOY	32.025	1	19	RACING TO ENJOY	1:54.330	1:54.495	1
2	21	BOYACA VSR	44.290	24	VSR MTORSPORT	38.816	24	VSR MTORSPORT	32.232	2	21	BOYACA VSR	1:55.366	1:55.550	2
3	24	VSR MTORSPORT	44.521	21	BOYACA VSR	38.835	21	BOYACA VSR	32.241	3	24	VSR MTORSPORT	1:55.569	1:55.667	3
4	11	M&M RACING TEAM	44.828	11	M&M RACING TEAM	39.131	16	RRO RACING VSR	32.904	4	11	M&M RACING TEAM	1:56.933	1:57.689	4
5	16	RRO RACING VSR	45.094	16	RRO RACING VSR	39.374	11	M&M RACING TEAM	32.974	5	16	RRO RACING VSR	1:57.372	1:58.293	5
6	34	RRB COMPETICION	45.973	34	RRB COMPETICION	39.860	1	ASAP RACING	33.430	6	34	RRB COMPETICION	1:59.471	1:59.776	6
7	32	PUNTAL PRODUCTI	46.081	1	ASAP RACING	40.131	34	RRB COMPETICION	33.638	7	1	ASAP RACING	1:59.735	2:00.703	7
8	1	ASAP RACING	46.174	32	PUNTAL PRODUCTI	40.333	9	JDM MOTOR 1	33.710	8	32	PUNTAL PRODUCTI	2:00.389	2:01.652	10
9	9	JDM MOTOR 1	46.258	26	PIKANTO RACING	40.611	32	PUNTAL PRODUCTI	33.975	9	9	JDM MOTOR 1	2:00.583	2:01.229	8
10	26	PIKANTO RACING	46.379	9	JDM MOTOR 1	40.615	31	EB RACING	33.991	10	26	PIKANTO RACING	2:01.217	2:01.981	12
11	12	M.BOSS RACING	46.622	12	M.BOSS RACING	40.682	12	M.BOSS RACING	34.007	11	12	M.BOSS RACING	2:01.311	2:01.593	9
12	2	BMOVIE	46.642	14	OLIMPIA RACING	40.720	14	OLIMPIA RACING	34.045	12	14	OLIMPIA RACING	2:01.482	2:02.002	13
13	14	OLIMPIA RACING	46.717	31	EB RACING	40.939	27	RG MOTORSPORT	34.172	13	31	EB RACING	2:01.766	2:02.504	15
14	31	EB RACING	46.836	2	BMOVIE	40.952	2	BMOVIE	34.200	14	2	BMOVIE	2:01.794	2:01.946	11
15	27	RG MOTORSPORT	46.843	29	ALPHA RACING	40.963	26	PIKANTO RACING	34.227	15	27	RG MOTORSPORT	2:01.981	2:02.201	14
16	6	CHAMAQUITOS	46.957	27	RG MOTORSPORT	40.966	29	ALPHA RACING	34.304	16	29	ALPHA RACING	2:02.415	2:02.903	16
17	29	ALPHA RACING	47.148	17	SAOCA SPORT	41.489	17	SAOCA SPORT	34.570	17	6	CHAMAQUITOS	2:03.261	2:04.253	18
18	3	ANGALI RACING	47.169	8	HLT MK3	41.624	6	CHAMAQUITOS	34.638	18	17	SAOCA SPORT	2:03.656	2:04.069	17
19	20	CLASICOS REDAN	47.350	6	CHAMAQUITOS	41.666	28	EMAN EGURRE	34.695	19	20	CLASICOS REDAN	2:03.975	2:04.521	22
20	28	EMAN EGURRE	47.391	10	FANSI GARAJE 49	41.777	20	CLASICOS REDAN	34.822	20	3	ANGALI RACING	2:04.029	2:04.484	20
21	8	HLT MK3	47.430	20	CLASICOS REDAN	41.803	3	ANGALI RACING	34.887	21	8	HLT MK3	2:04.040	2:04.267	19
22	10	FANSI GARAJE 49	47.443	28	EMAN EGURRE	41.962	8	HLT MK3	34.986	22	28	EMAN EGURRE	2:04.048	2:04.501	21
23	17	SAOCA SPORT	47.597	3	ANGALI RACING	41.973	10	FANSI GARAJE 49	35.055	23	10	FANSI GARAJE 49	2:04.275	2:04.630	23
24	5	DE DIEGO MOTOR	47.907	7	NATARA SPORT	42.255	7	NATARA SPORT	35.243	24	7	NATARA SPORT	2:06.084	2:06.751	25
25	30	PLIPETTI'S RACING	48.509	30	PLIPETTI'S RACING	42.894	30	PLIPETTI'S RACING	35.284	25	5	DE DIEGO MOTOR	2:06.248	2:06.562	24
26	7	NATARA SPORT	48.586	5	DE DIEGO MOTOR	42.923	5	DE DIEGO MOTOR	35.418	26	30	PLIPETTI'S RACING	2:06.687	2:07.463	26
27	33	AMAZON SPORT 1	48.660	33	AMAZON SPORT 1	43.014	46	UV-SAYAGO	35.479	27	33	AMAZON SPORT 1	2:07.159	2:07.781	27
28	46	UV-SAYAGO	48.725	46	UV-SAYAGO	43.308	33	AMAZON SPORT 1	35.485	28	46	UV-SAYAGO	2:07.512	2:07.977	28
29	18	SAAB ENDURANCE	49.275	22	ABOGADO AMIGO	43.713	25	POLESTAR TEAM	36.202	29	22	ABOGADO AMIGO	2:09.665	2:09.925	29
30	22	ABOGADO AMIGO	49.479	25	POLESTAR TEAM	43.787	22	ABOGADO AMIGO	36.473	30	18	SAAB ENDURANCE	2:09.927	2:10.180	30
31	25	POLESTAR TEAM	49.972	18	SAAB ENDURANCE	44.082	18	SAAB ENDURANCE	36.570	31	25	POLESTAR TEAM	2:09.961	2:11.640	31
32	40	UV-TEC	51.002	40	UV-TEC	44.855	40	UV-TEC	37.295	32	40	UV-TEC	2:13.152	2:14.045	32

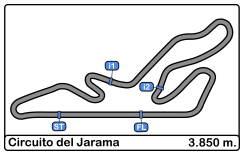

Circuito del Jarama
VI UV Endurance RACE Jarama
Carrera 8 horas resistencia
Leader Sequence 4 Hours

Nº	Equipo	Vehiculo	Cat	Vta.Inicio	Vta. Fin	Vtas	Total Vtas.
19	RACING TO ENJOY	BMW E36 325i	3	1	**44**	44	44
21	BOYACA VSR	BMW 320i E36	3	45	**52**	8	8
16	RRO RACING VSR	BMW 325I e36	3	53	**57**	5	5
1	ASAP RACING	Honda Civic EG5	1	58	**60**	3	3
19	RACING TO ENJOY	BMW E36 325i	3	61	**83**	23	67
21	BOYACA VSR	BMW 320i E36	3	84	**93**	10	18
19	RACING TO ENJOY	BMW E36 325i	3	94	**109**	16	83
21	BOYACA VSR	BMW 320i E36	3	110	**119**	10	28

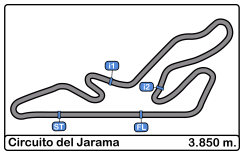

Circuito del Jarama
VI UV Endurance RACE Jarama
Carrera 8 horas resistencia
Best 5 Lap Times 4 Hours

					Mejor 1		Mejor 2		Mejor 3		Mejor 4		Mejor 5	
Clas	**Nº**	**Equipo**	**Vehiculo**	**Cat**	**Tiempo**	**Vta.**	**Tiempo**	**Vta.**	**Tiempo**	**Vta.**	**Tiempo**	**Vta.**	**Tiempo**	**Vta.**
1	**19**	RACING TO ENJOY	BMW E36 325i	3	**1:54.495**	10	1:55.084	11	1:55.219	15	1:55.234	5	1:55.295	14
2	**21**	BOYACA VSR	BMW 320i E36	3	**1:55.550**	103	1:55.634	106	1:55.812	115	1:55.871	100	1:55.952	114
3	**24**	VSR MTORSPORT	BMW 325i E36	3	**1:55.667**	10	1:55.845	2	1:55.917	3	1:56.020	4	1:56.107	6
4	**11**	M&M RACING TEAM	BMW E30 325i	3	**1:57.689**	3	1:57.857	10	1:57.962	107	1:58.105	85	1:58.134	2
5	**16**	RRO RACING VSR	BMW 325I e36	3	**1:58.293**	17	1:58.432	13	1:58.471	18	1:58.475	20	1:58.613	23
6	**34**	RRB COMPETICION	Renault Clio	2	**1:59.776**	22	2:00.306	23	2:00.841	11	2:00.899	10	2:00.959	24
7	**1**	ASAP RACING	Honda Civic EG5	1	**2:00.703**	85	2:00.846	15	2:00.932	11	2:01.041	84	2:01.156	79
8	**9**	JDM MOTOR 1	BMW E30 325i	3	**2:01.229**	44	2:01.419	104	2:01.626	107	2:02.084	102	2:02.231	86
9	**12**	M.BOSS RACING	VW Golf MK3	2	**2:01.593**	24	2:01.720	34	2:01.792	29	2:01.931	37	2:01.939	36
10	**32**	PUNTAL PRODUCTIONS	BMW 325i E36	3	**2:01.652**	25	2:01.768	26	2:01.887	23	2:02.099	100	2:02.178	102
11	**2**	BMOVIE	BMW E36 320i	2	**2:01.946**	35	2:02.097	38	2:02.212	37	2:02.250	36	2:02.280	20
12	**26**	PIKANTO RACING	Seat Toledo	2	**2:01.981**	10	2:02.115	4	2:02.158	25	2:02.173	19	2:02.328	2
13	**14**	OLIMPIA RACING	VW Golf MK2	2	**2:02.002**	2	2:02.012	11	2:02.081	6	2:02.126	12	2:02.146	14
14	**27**	RG MOTORSPORT	VW Golf MK2	2	**2:02.201**	27	2:02.532	6	2:02.584	42	2:02.669	16	2:02.705	30
15	**31**	EB RACING	BMW 325i E36	3	**2:02.504**	107	2:02.546	24	2:02.559	11	2:02.614	108	2:02.836	91
16	**29**	ALPHA RACING	BMW Compact	2	**2:02.903**	92	2:03.087	84	2:03.092	91	2:03.118	96	2:03.280	95
17	**17**	SAOCA SPORT	HONDA Civic	1	**2:04.069**	62	2:04.412	29	2:04.881	41	2:04.932	15	2:05.033	28
18	**6**	CHAMAQUITOS	Honda Civic EG4	1	**2:04.253**	32	2:04.533	24	2:04.537	23	2:04.791	3	2:04.988	19
19	**8**	HLT MK3	VW Golf MK3	2	**2:04.267**	12	2:04.504	38	2:04.581	19	2:04.656	32	2:04.681	5
20	**3**	ANGALI RACING OURENSE	BMW E36 320i	2	**2:04.484**	72	2:04.736	64	2:04.792	70	2:04.996	63	2:05.320	67
21	**28**	EMAN EGURRE RACING TEAM	BMW E36 325i	3	**2:04.501**	31	2:04.976	10	2:04.980	19	2:05.052	12	2:05.200	35
22	**20**	CLASICOS REDAN	BMW 325i E30	3	**2:04.521**	6	2:04.779	34	2:04.991	16	2:05.132	15	2:05.167	12
23	**10**	FANSI GARAJE 49	BMW 318ti	2	**2:04.630**	3	2:04.734	2	2:05.615	5	2:05.881	4	2:06.878	11
24	**5**	DE DIEGO MOTORSPORT	Citroen Saxo	SAXO	**2:06.562**	19	2:06.604	2	2:06.706	10	2:06.809	3	2:06.810	40
25	**7**	NATARA SPORT	Honda Civic	1	**2:06.751**	60	2:06.885	62	2:07.076	75	2:07.225	74	2:07.420	76
26	**30**	PLIPETTI'S RACING TEAM	VW Golf GTI	2	**2:07.463**	101	2:07.765	36	2:07.877	100	2:07.953	96	2:08.022	6
27	**33**	AMAZON SPORT 1	VW Golf MK3	2	**2:07.781**	36	2:07.951	14	2:08.295	40	2:08.558	30	2:08.563	41
28	**46**	UV-SAYAGO	Citroen Saxo	SAXO	**2:07.977**	60	2:08.461	40	2:08.577	10	2:08.610	25	2:08.751	56
29	**22**	ABOGADO AMIGO TEAM	Citroen Saxo	SAXO	**2:09.925**	51	2:10.148	10	2:10.572	44	2:10.587	22	2:10.664	32
30	**18**	SAAB ENDURANCE RACING SO	SAAB	2	**2:10.180**	20	2:10.796	33	2:10.921	19	2:11.072	32	2:11.696	37
31	**25**	POLESTAR TEAM	Volvo 850	3	**2:11.640**	34	2:11.785	23	2:11.903	2	2:11.999	3	2:12.253	35
32	**40**	UV-TEC	Citroen Saxo	SAXO	**2:14.045**	39	2:14.088	38	2:14.561	47	2:14.666	57	2:14.719	52

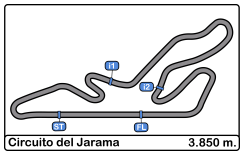

Circuito del Jarama
VI UV Endurance RACE Jarama
Carrera 8 horas resistencia
Best 5 Top Speeds 4 Hours

					Maxima 1		Maxima 2		Maxima 3		Maxima 4		Maxima 5		
Clas	**Nº**	**Equipo**	**Vehiculo**	**Cat**	**Km/h**	**Vta.**	**Km/h**	**Vta.**	**Km/h**	**Vta.**	**Km/h**	**Vta.**	**Km/h**	**Vta.**	**Media**
1	**19**	RACING TO ENJOY	BMW E36 325i	3	**203.3**	80	203.0	24	202.6	13	202.6	23	201.8	76	202.7
2	**11**	M&M RACING TEAM	BMW E30 325i	3	**202.2**	92	201.8	69	201.4	15	201.4	22	201.4	86	201.7
3	**21**	BOYACA VSR	BMW 320i E36	3	**200.0**	85	198.8	21	198.8	25	198.8	30	198.8	41	199.1
4	**24**	VSR MTORSPORT	BMW 325i E36	3	**197.8**	3	197.4	22	196.3	6	196.0	13	194.5	2	196.4
5	**9**	JDM MOTOR 1	BMW E30 325i	3	**193.8**	43	192.8	39	192.8	44	192.5	34	192.5	36	192.9
6	**16**	RRO RACING VSR	BMW 325I e36	3	**193.5**	2	191.8	29	188.8	16	186.2	19	184.6	3	189.0
7	**31**	EB RACING	BMW 325i E36	3	**193.5**	20	192.5	71	191.4	16	191.4	24	191.4	87	192.1
8	**12**	M.BOSS RACING	VW Golf MK3	2	**192.8**	19	191.4	14	191.1	12	190.1	32	189.8	3	191.0
9	**32**	PUNTAL PRODUCTIONS	BMW 325i E36	3	**192.1**	12	192.1	25	192.1	29	191.8	3	191.8	26	192.0
10	**27**	RG MOTORSPORT	VW Golf MK2	2	**191.8**	27	190.4	3	189.4	28	189.1	34	188.4	15	189.8
11	**34**	RRB COMPETICION	Renault Clio	2	**191.1**	40	190.1	24	188.1	15	187.5	2	187.1	23	188.8
12	**1**	ASAP RACING	Honda Civic EG5	1	**190.4**	67	190.1	85	189.8	41	189.8	76	189.8	77	190.0
13	**10**	FANSI GARAJE 49	BMW 318ti	2	**189.8**	2	188.4	3	187.5	4	184.9	5	181.5	7	186.4
14	**14**	OLIMPIA RACING	VW Golf MK2	2	**188.8**	66	186.2	2	185.2	38	185.2	39	184.9	6	186.0
15	**20**	CLASICOS REDAN	BMW 325i E30	3	**187.8**	7	185.8	2	185.2	3	184.3	11	183.9	12	185.4
16	**33**	AMAZON SPORT 1	VW Golf MK3	2	**186.5**	17	184.9	3	184.6	39	183.9	58	183.0	21	184.6
17	**26**	PIKANTO RACING	Seat Toledo	2	**186.2**	2	186.2	20	185.2	15	184.6	3	184.6	16	185.3
18	**17**	SAOCA SPORT	HONDA Civic	1	**183.6**	24	183.0	25	182.7	42	181.8	36	181.5	46	182.5
19	**7**	NATARA SPORT	Honda Civic	1	**183.0**	2	181.8	22	181.8	63	181.2	34	180.9	40	181.7
20	**3**	ANGALI RACING OURENSE	BMW E36 320i	2	**182.1**	73	181.5	61	181.5	69	180.6	53	180.6	62	181.2
21	**18**	SAAB ENDURANCE RACING SO	SAAB	2	**182.1**	18	178.5	16	178.5	21	177.9	3	177.6	5	178.9
22	**6**	CHAMAQUITOS	Honda Civic EG4	1	**181.2**	6	181.2	65	180.0	38	180.0	44	180.0	67	180.4
23	**30**	PLIPETTI'S RACING TEAM	VW Golf GTI	2	**180.3**	34	180.0	5	179.7	7	178.5	20	178.5	24	179.4
24	**8**	HLT MK3	VW Golf MK3	2	**179.7**	43	179.4	28	179.4	44	178.8	30	178.8	45	179.2
25	**25**	POLESTAR TEAM	Volvo 850	3	**179.4**	22	177.6	53	176.1	70	175.3	75	173.6	56	176.4
26	**28**	EMAN EGURRE RACING TEAM	BMW E36 325i	3	**179.1**	31	177.9	32	177.6	54	176.4	55	175.8	42	177.4
27	**29**	ALPHA RACING	BMW Compact	2	**177.3**	5	177.3	15	177.3	24	177.3	44	177.3	46	177.3
28	**5**	DE DIEGO MOTORSPORT	Citroen Saxo	SAXO	**176.7**	10	176.4	12	175.8	63	175.0	65	175.0	76	175.8
29	**2**	BMOVIE	BMW E36 320i	2	**176.1**	37	175.6	46	175.0	69	174.7	35	174.7	74	175.2
30	**46**	UV-SAYAGO	Citroen Saxo	SAXO	**175.6**	12	174.4	6	173.9	9	172.8	5	172.5	10	173.8
31	**40**	UV-TEC	Citroen Saxo	SAXO	**171.7**	21	171.4	26	170.8	10	169.5	56	167.7	22	170.2
32	**22**	ABOGADO AMIGO TEAM	Citroen Saxo	SAXO	**167.7**	21	167.1	32	166.9	3	166.9	11	166.9	22	167.1

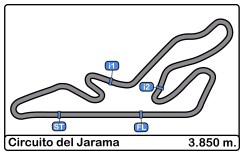

Circuito del Jarama
VI UV Endurance RACE Jarama
Carrera 8 horas resistencia
Fastest Laps Sequence 4 Hours

Vta	Hora Día	T Sesion	Nº	Equipo	Vehiculo	Cat	Time	Km/h
2	13:08:49.891	3:58.891	**19**	RACING TO ENJOY	BMW E36 325i	3	**1:55.403**	120.1
3	13:10:45.263	5:54.263	**19**	RACING TO ENJOY	BMW E36 325i	3	**1:55.372**	120.1
5	13:14:35.929	9:44.929	**19**	RACING TO ENJOY	BMW E36 325i	3	**1:55.234**	120.2
10	13:26:38.541	21:47.541	**19**	RACING TO ENJOY	BMW E36 325i	3	**1:54.495**	121.0

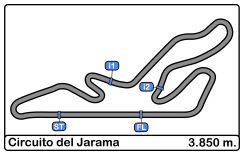

Circuito del Jarama
VI UV Endurance RACE Jarama
Carrera 8 horas resistencia
Event Best Maximum Speed 4 Hours

Nº	Equipo	Vehiculo	Cat	Clas	Km/h	Sesion
19	RACING TO ENJOY	BMW E36 325i	3	1	**204.1**	Entrenamiento No cronometrado
11	M&M RACING TEAM	BMW E30 325i	3	2	**202.2**	Carrera 8 horas resistencia
24	VSR MTORSPORT	BMW 325i E36	3	3	**200.7**	Entrenamiento cronometrado
21	BOYACA VSR	BMW 320i E36	3	4	**200.0**	Carrera 8 horas resistencia
16	RRO RACING VSR	BMW 325I e36	3	5	**197.8**	Entrenamiento No cronometrado
26	PIKANTO RACING	Seat Toledo	2	1	**196.7**	Entrenamiento cronometrado
9	JDM MOTOR 1	BMW E30 325i	3	6	**194.2**	Entrenamiento cronometrado
31	EB RACING	BMW 325i E36	3	7	**193.5**	Carrera 8 horas resistencia
12	M.BOSS RACING	VW Golf MK3	2	2	**192.8**	Carrera 8 horas resistencia
1	ASAP RACING	Honda Civic EG5	1	1	**192.5**	Entrenamiento cronometrado
32	PUNTAL PRODUCTIONS	BMW 325i E36	3	8	**192.1**	Entrenamiento No cronometrado
27	RG MOTORSPORT	VW Golf MK2	2	3	**191.8**	Carrera 8 horas resistencia
14	OLIMPIA RACING	VW Golf MK2	2	4	**191.1**	Entrenamiento No cronometrado
34	RRB COMPETICION	Renault Clio	2	5	**191.1**	Carrera 8 horas resistencia
10	FANSI GARAJE 49	BMW 318ti	2	6	**189.8**	Carrera 8 horas resistencia
4	4 TEAM	BMW Compact	2	7	**188.1**	Entrenamiento No cronometrado
20	CLASICOS REDAN	BMW 325i E30	3	9	**187.8**	Carrera 8 horas resistencia
33	AMAZON SPORT 1	VW Golf MK3	2	8	**186.5**	Carrera 8 horas resistencia
17	SAOCA SPORT	HONDA Civic	1	2	**183.6**	Carrera 8 horas resistencia
7	NATARA SPORT	Honda Civic	1	3	**183.0**	Carrera 8 horas resistencia
28	EMAN EGURRE RACING TEAM	BMW E36 325i	3	10	**182.1**	Entrenamiento cronometrado
18	SAAB ENDURANCE RACING	SAAB	2	9	**182.1**	Carrera 8 horas resistencia
3	ANGALI RACING OURENSE	BMW E36 320i	2	10	**182.1**	Carrera 8 horas resistencia
8	HLT MK3	VW Golf MK3	2	11	**181.8**	Entrenamiento No cronometrado
6	CHAMAQUITOS	Honda Civic EG4	1	4	**181.2**	Carrera 8 horas resistencia
30	PLIPETTI'S RACING TEAM	VW Golf GTI	2	12	**180.3**	Carrera 8 horas resistencia
25	POLESTAR TEAM	Volvo 850	3	11	**179.4**	Carrera 8 horas resistencia
29	ALPHA RACING	BMW Compact	2	13	**177.3**	Carrera 8 horas resistencia
5	DE DIEGO MOTORSPORT	Citroen Saxo	SAX	1	**176.7**	Carrera 8 horas resistencia
2	BMOVIE	BMW E36 320i	2	14	**176.1**	Carrera 8 horas resistencia
46	UV-SAYAGO	Citroen Saxo	SAX	2	**175.6**	Carrera 8 horas resistencia
40	UV-TEC	Citroen Saxo	SAX	3	**171.7**	Carrera 8 horas resistencia
22	ABOGADO AMIGO TEAM	Citroen Saxo	SAX	4	**168.2**	Entrenamiento No cronometrado

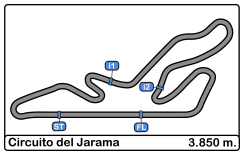

Circuito del Jarama
VI UV Endurance RACE Jarama
Carrera 8 horas resistencia
Lap Chart 4 Hours

LAP

Nr	Pos	Grid	1	2	3	4	5	6	7	8	9	10	11	12	13	14	15	16	17	18	19	20	21	22	23	24	25	26	27	28	29	30
24	**1**	24	21	21	21	21	21	21	16	16	16	16	16	16	16	16	16	16	16	16	16	16	16	16	19	19	19	19	19	19	19	19
19	**2**	19	16	16	16	16	16	16	34	34	34	34	34	19	19	19	19	19	19	19	19	19	19	19	16	16	16	16	16	16	16	16
21	**3**	21	32	32	32	34	34	34	9	9	9	9	19	34	34	34	34	34	34	34	34	34	34	34	34	34	34	34	34	34	34	34
26	**4**	26	9	9	9	32	9	9	32	19	19	19	9	9	9	2	2	2	2	2	2	2	2	2	29	29	29	29	29	29	29	29
16	**5**	16	3	34	34	9	32	32	19	2	2	31	31	2	2	3	3	3	29	29	29	29	29	29	2	2	2	2	21	21	21	
11	**6**	11	34	2	2	2	2	2	2	3	31	2	2	3	3	29	29	29	14	14	14	14	14	14	14	21	21	21	30	30	30	
14	**7**	14	2	3	3	3	3	19	3	31	3	3	3	29	29	5	14	14	27	27	27	27	27	21	21	30	30	30	10	10		
9	**8**	9	5	1	5	5	5	3	5	5	5	5	5	5	5	6	27	27	28	28	28	28	28	30	30	10	10	10	2	11		
34	**9**	34	1	5	19	19	19	5	31	11	29	29	29	27	6	14	10	10	10	10	10	30	21	28	10	22	22	11	11			
1	**10**	1	19	31	31	31	31	31	11	29	27	27	27	6	14	27	28	28	30	30	30	10	30	10	22	11	11	9	9			
27	**11**	27	31	19	17	17	29	11	29	27	10	10	10	14	27	10	30	30	22	22	21	21	10	22	11	14	9	32	32			
12	**12**	12	22	22	22	29	17	29	17	12	6	6	6	10	10	28	22	46	21	21	22	22	22	11	28	9	32	31	31			
2	**13**	2	25	17	29	27	11	17	27	10	14	14	14	28	28	30	46	22	3	11	11	11	11	27	9	32	31	22				
31	**14**	31	17	27	27	22	27	27	12	17	22	22	28	30	30	22	21	21	11	40	40	40	40	40	40	31	3	3				
8	**15**	8	27	29	12	11	12	12	10	22	30	30	22	22	22	46	5	11	46	9	9	9	9	9	32	3	12	12				
29	**16**	29	12	12	25	12	22	10	22	6	28	28	30	46	46	21	40	40	40	31	31	31	31	32	31	12	14					
17	**17**	17	10	25	10	10	10	22	30	14	7	7	7	21	21	9	11	9	9	32	32	32	32	31	3	20	20					
20	**18**	20	29	10	11	25	30	30	6	30	20	20	46	40	40	40	6	31	31	3	3	3	3	3	12	28	28					
5	**19**	5	30	30	30	30	25	6	14	28	46	46	40	31	11	11	9	32	32	12	12	12	12	12	20	27	27					
7	**20**	7	40	11	7	7	28	14	28	7	11	40	21	11	31	31	31	12	12	20	20	20	20	20	27	25						
10	**21**	10	11	7	28	28	6	28	7	20	40	21	20	7	32	32	32	25	25	25	25	25	25	25	25	40						
33	**22**	33	7	28	6	6	7	7	21	46	21	11	11	32	25	25	25	20	20	46	6	6	6	6	6	6						
3	**23**	3	28	6	14	14	14	46	20	32	12	32	32	25	12	12	12	6	6	6	46	46	46	46	46	7						
30	**24**	30	6	40	46	46	46	20	46	40	32	25	25	12	20	20	20	7	7	7	7	7	7	7	7	46						
46	**25**	46	14	14	40	20	20	40	40	21	25	12	12	20	7	7	7	5	5	5	5	5	5	5	5							
28	**26**	28	46	46	20	40	40	25	25	25	17	17	17	17	17	17	17	17	17	17	17											
22	**27**	22	20	20	1	33	33	33	33	33	33	33	33	33	33	33	33	33														
25	**28**	25	33	33	33																											
40	**29**	40																														
6	**30**	6																														
18	**31**	18																														
32	**32**	32																														

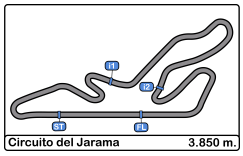

Circuito del Jarama
VI UV Endurance RACE Jarama
Carrera 8 horas resistencia
Lap Chart 4 Hours

		L
Nr	Pos	31
24	**1**	19
19	**2**	16
21	**3**	34
26	**4**	
16	**5**	
11	**6**	
14	**7**	
9	**8**	
34	**9**	
1	**10**	
27	**11**	
12	**12**	
2	**13**	
31	**14**	
8	**15**	
29	**16**	
17	**17**	
20	**18**	
5	**19**	
7	**20**	
10	**21**	
33	**22**	
3	**23**	
30	**24**	
46	**25**	
28	**26**	
22	**27**	
25	**28**	
40	**29**	
6	**30**	
18	**31**	
32	**32**	

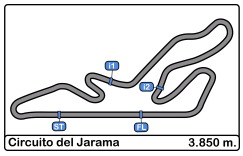

Circuito del Jarama
VI UV Endurance RACE Jarama
Carrera 8 horas resistencia
Graphic Lap Chart 4 Hours

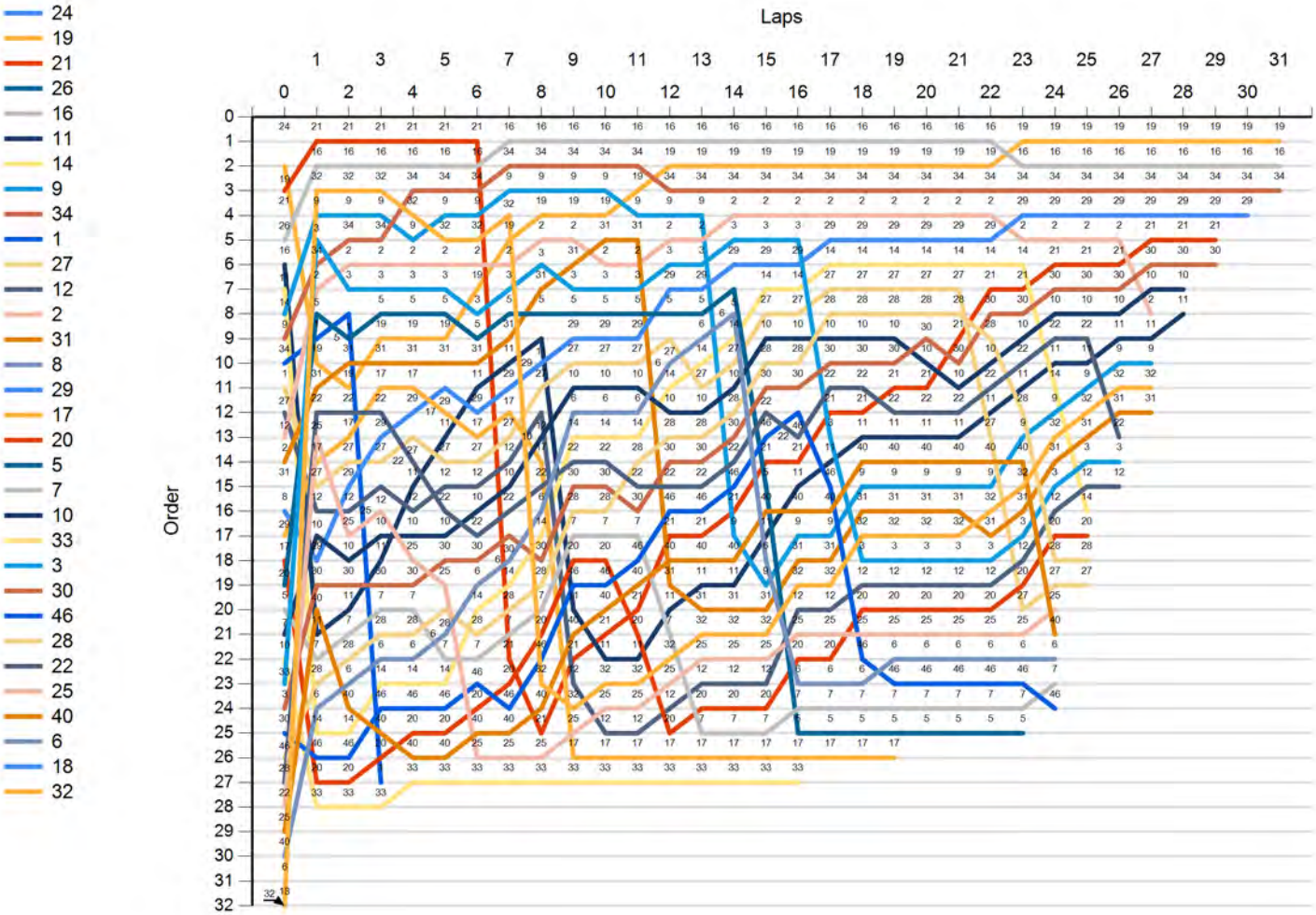

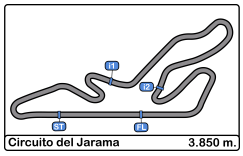

Circuito del Jarama
VI UV Endurance RACE Jarama
Carrera 8 horas resistencia
Pit Stop Analysis 4 Hours

Nº	Tiempo Día	Equipo	Vehiculo	Cat	Tiempo Entrada	Nº Parada	Tiempo Pit	Handicap
19	16:05:51.177	RACING TO ENJOY	BMW E36 325i	3	3:00:59.977	1	24.775	7:00
33	16:14:11.359	AMAZON SPORT 1	VW Golf MK3	2	3:09:20.159	1	9:51.282	7:00
21	16:15:14.923	BOYACA VSR	BMW 320i E36	3	3:10:23.723	1	28.572	7:00
25	16:15:22.318	POLESTAR TEAM	Volvo 850	3	3:10:31.118	1	5:25.891	7:00
21	16:17:42.424	BOYACA VSR	BMW 320i E36	3	3:12:51.224	2	5:03.313	7:00
32	16:20:27.743	PUNTAL PRODUCTIONS	BMW 325i E36	3	3:15:36.543	1	7:22.900	7:00
17	16:21:25.904	SAOCA SPORT	HONDA Civic	1	3:16:34.704	1	12:44.142	7:00
11	16:22:48.109	M&M RACING TEAM	BMW E30 325i	3	3:17:56.909	1	5:03.511	7:00
12	16:23:46.245	M.BOSS RACING	VW Golf MK3	2	3:18:55.045	1	8:16.642	7:00
20	16:28:45.662	CLASICOS REDAN	BMW 325i E30	3	3:23:54.462	1	7:12.998	7:00
31	16:28:54.218	EB RACING	BMW 325i E36	3	3:24:03.018	1	7:06.254	7:00
7	16:30:53.937	NATARA SPORT	Honda Civic	1	3:26:02.737	1	9:57.745	7:00
9	16:32:42.822	JDM MOTOR 1	BMW E30 325i	3	3:27:51.622	1	7:17.433	7:00
5	16:35:40.958	DE DIEGO MOTORSPORT	Citroen Saxo	SAXO	3:30:49.758	1	12:36.394	7:00
6	16:36:38.589	CHAMAQUITOS	Honda Civic EG4	1	3:31:47.389	1	8:45.643	7:00
3	16:39:36.343	ANGALI RACING OURENSE	BMW E36 320i	2	3:34:45.143	1	7:31.152	7:00
46	16:41:43.203	UV-SAYAGO	Citroen Saxo	SAXO	3:36:52.003	1	8:10.712	7:00
27	16:52:27.032	RG MOTORSPORT	VW Golf MK2	2	3:47:35.832	1	7:26.197	7:00
28	16:54:26.736	EMAN EGURRE RACING TEAM	BMW E36 325i	3	3:49:35.536	1	7:24.748	7:00
14	16:55:31.757	OLIMPIA RACING	VW Golf MK2	2	3:50:40.557	1	8:09.763	7:00
5	16:57:04.208	DE DIEGO MOTORSPORT	Citroen Saxo	SAXO	3:52:13.008	2	27.561	7:00
17	16:58:42.052	SAOCA SPORT	HONDA Civic	1	3:53:50.852	2	7:54.066	7:00

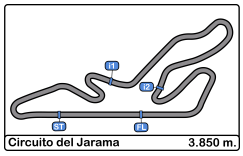

Circuito del Jarama
VI UV Endurance RACE Jarama
Carrera 8 horas resistencia
Provisional Results 5 Hours

Cla	Nº	Equipo	Vehiculo	Cat	Cla	TMA	EBC	N.V.	Tiempo	Dif 1º	Dif Ant.	Km/h	V.R.	Tiempo	Km/h
1	**19**	RACING TO ENJOY	BMW E36 325i	3	1			142	**5:00:25.045**			109.1	10	1:54.495	121.0
2	**21**	BOYACA VSR	BMW 320i E36	3	2			142	**5:00:28.421**	3.376	3.376	109.1	103	1:55.550	119.9
3	**11**	M&M RACING TEAM	BMW E30 325i	3	3			140	**4:55:46.709**	2 Vtas	2 Vtas	109.3	3	1:57.689	117.7
4	**16**	RRO RACING VSR	BMW 325I e36	3	4			140	**5:02:13.387**	2 Vtas	6:26.678	107.0	17	1:58.293	117.1
5	**9**	JDM MOTOR 1	BMW E30 325i	3	5			136	**5:00:50.186**	6 Vtas	4 Vtas	104.4	44	2:01.229	114.3
6	**14**	OLIMPIA RACING	VW Golf MK2	2	1			136	**5:01:10.230**	6 Vtas	20.044	104.3	2	2:02.002	113.6
7	**31**	EB RACING	BMW 325i E36	3	6			135	**5:00:05.245**	7 Vtas	1 Vta	103.9	127	2:02.484	113.1
8	**2**	BMOVIE	BMW E36 320i	2	2			135	**5:02:08.364**	7 Vtas	2:03.119	103.2	35	2:01.946	113.6
9	**32**	PUNTAL	BMW 325i E36	3	7			133	**4:56:23.929**	9 Vtas	2 Vtas	103.6	25	2:01.652	113.9
10	**30**	PLIPETTI'S RACING TEAM	VW Golf GTI	2	3			133	**5:01:14.041**	9 Vtas	4:50.112	101.9	101	2:07.463	108.7
11	**3**	ANGALI RACING OURENSE	BMW E36 320i	2	4			133	**5:01:37.876**	9 Vtas	23.835	101.8	72	2:04.484	111.3
12	**29**	ALPHA RACING	BMW Compact	2	5			132	**5:01:06.753**	10 Vtas	1 Vta	101.2	92	2:02.903	112.7
13	**27**	RG MOTORSPORT	VW Golf MK2	2	6			131	**5:00:12.094**	11 Vtas	1 Vta	100.8	27	2:02.201	113.4
14	**6**	CHAMAQUITOS	Honda Civic EG4	1	1			131	**5:00:54.003**	11 Vtas	41.909	100.5	32	2:04.253	111.5
15	**7**	NATARA SPORT	Honda Civic	1	2			130	**5:00:47.043**	12 Vtas	1 Vta	99.8	60	2:06.751	109.3
16	**5**	DE DIEGO	Citroen Saxo	SA	1			130	**5:01:06.630**	12 Vtas	19.587	99.7	19	2:06.562	109.5
17	**10**	FANSI GARAJE 49	BMW 318ti	2	7			129	**5:00:16.326**	13 Vtas	1 Vta	99.2	3	2:04.630	111.2
18	**28**	EMAN EGURRE RACING TEAM	BMW E36 325i	3	8			129	**5:00:19.542**	13 Vtas	3.216	99.2	31	2:04.501	111.3
19	**12**	M.BOSS RACING	VW Golf MK3	2	8			127	**4:51:32.761**	15 Vtas	2 Vtas	100.6	116	2:01.361	114.2
20	**22**	ABOGADO AMIGO	Citroen Saxo	SA	2			127	**5:01:15.855**	15 Vtas	9:43.094	97.3	51	2:09.925	106.6
21	**17**	SAOCA SPORT	HONDA Civic	1	3			126	**5:01:16.816**	16 Vtas	1 Vta	96.6	62	2:04.069	111.7
22	**20**	CLASICOS REDAN	BMW 325i E30	3	9			123	**5:00:35.308**	19 Vtas	3 Vtas	94.5	6	2:04.521	111.3
23	**25**	POLESTAR TEAM	Volvo 850	3	10			117	**5:00:23.200**	25 Vtas	6 Vtas	89.9	34	2:11.640	105.2
24	**40**	UV-TEC	Citroen Saxo	SA	3			114	**4:49:12.099**	28 Vtas	3 Vtas	91.0	39	2:14.045	103.3
25	**34**	RRB COMPETICION	Renault Clio	2	9			114	**5:00:42.801**	28 Vtas	11:30.70	87.5	22	1:59.776	115.7
	No clasificados: (Requerimiento: 75% del numero de vueltas del lider = 107 Vueltas)														
	33	AMAZON SPORT 1	VW Golf MK3	2	10			102	**5:00:46.350**	40 Vtas	12 Vtas	78.3	36	2:07.781	108.4
	1	ASAP RACING	Honda Civic EG5	1	4			96	**5:02:03.376**	46 Vtas	6 Vtas	73.4	85	2:00.703	114.8
	46	UV-SAYAGO	Citroen Saxo	SA	4			94	**5:01:01.172**	48 Vtas	2 Vtas	72.1	60	2:07.977	108.3
	8	HLT MK3	VW Golf MK3	2	11			73	**2:45:07.638**	69 Vtas	21 Vtas	102.1	12	2:04.267	111.5
	26	PIKANTO RACING	Seat Toledo	2	12			41	**1:29:08.123**	101 Vtas	32 Vtas	106.2	10	2:01.981	113.6
	18	SAAB ENDURANCE RACING SOCIETY	SAAB	2	13			38	**1:46:05.062**	104 Vtas	3 Vtas	82.7	20	2:10.180	106.4
	24	VSR MTORSPORT	BMW 325i E36	3	11			29	**2:50:34.939**	113 Vtas	9 Vtas	39.2	10	1:55.667	119.8

Vta. rápida de RACING TO ENJOY en 1:54.495 a 121.1 Km/h en la vuelta 10

Publicada a las :.....

Comisarios Deportivos:	**Director de Carrera:**	**Cronometrador:**

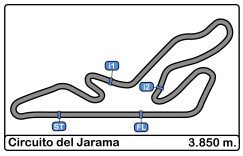

Circuito del Jarama
VI UV Endurance RACE Jarama
Carrera 8 horas resistencia
Provisional Results by Class 5 Hours

Cla	Nº	Equipo	Vehiculo	Cat	Cla	TMA	EBC	N.V.	Tiempo	Dif 1º	Dif Ant.	Km/h	V.R.	Tiempo	Km/h
		1													
1	**6**	CHAMAQUITOS	Honda Civic EG4	1	1			131	**5:00:54.003**			100.5	32	2:04.253	111.5
2	**7**	NATARA SPORT	Honda Civic	1	2			130	**5:00:47.043**	12 Laps	1 Lap	99.8	60	2:06.751	109.3
3	**17**	SAOCA SPORT	HONDA Civic	1	3			126	**5:01:16.816**	16 Laps	4 Laps	96.6	62	2:04.069	111.7
	No clasificados: (Requerimiento: 75% del numero de vueltas del lider = 107 Vueltas)														
	1	ASAP RACING	Honda Civic EG5	1	4			96	**5:02:03.376**	46 Laps	30 Laps	73.4	85	2:00.703	114.8
Vta. rápida de RACING TO ENJOY en 1:54.495 a 121.1 Km/h en la vuelta 10															
		2													
1	**14**	OLIMPIA RACING	VW Golf MK2	2	1			136	**5:01:10.230**			104.3	2	2:02.002	113.6
2	**2**	BMOVIE	BMW E36 320i	2	2			135	**5:02:08.364**	7 Laps	1 Lap	103.2	35	2:01.946	113.6
3	**30**	PLIPETTI'S RACING TEAM	VW Golf GTI	2	3			133	**5:01:14.041**	9 Laps	2 Laps	101.9	101	2:07.463	108.7
4	**3**	ANGALI RACING OURENSE	BMW E36 320i	2	4			133	**5:01:37.876**	9 Laps	23.835	101.8	72	2:04.484	111.3
5	**29**	ALPHA RACING	BMW Compact	2	5			132	**5:01:06.753**	10 Laps	1 Lap	101.2	92	2:02.903	112.7
6	**27**	RG MOTORSPORT	VW Golf MK2	2	6			131	**5:00:12.094**	11 Laps	1 Lap	100.8	27	2:02.201	113.4
7	**10**	FANSI GARAJE 49	BMW 318ti	2	7			129	**5:00:16.326**	13 Laps	2 Laps	99.2	3	2:04.630	111.2
8	**12**	M.BOSS RACING	VW Golf MK3	2	8			127	**4:51:32.761**	15 Laps	2 Laps	100.6	116	2:01.361	114.2
9	**34**	RRB COMPETICION	Renault Clio	2	9			114	**5:00:42.801**	28 Laps	13 Laps	87.5	22	1:59.776	115.7
	No clasificados: (Requerimiento: 75% del numero de vueltas del lider = 107 Vueltas)														
	33	AMAZON SPORT 1	VW Golf MK3	2	10			102	**5:00:46.350**	40 Laps	12 Laps	78.3	36	2:07.781	108.4
	8	HLT MK3	VW Golf MK3	2	11			73	**2:45:07.638**	69 Laps	29 Laps	102.1	12	2:04.267	111.5
	26	PIKANTO RACING	Seat Toledo	2	12			41	**1:29:08.123**	101	32 Laps	106.2	10	2:01.981	113.6
	18	SAAB ENDURANCE RACING SOCIETY	SAAB	2	13			38	**1:46:05.062**	104	3 Laps	82.7	20	2:10.180	106.4
Vta. rápida de RACING TO ENJOY en 1:54.495 a 121.1 Km/h en la vuelta 10															
		3													
1	**19**	RACING TO ENJOY	BMW E36 325i	3	1			142	**5:00:25.045**			109.1	10	1:54.495	121.0
2	**21**	BOYACA VSR	BMW 320i E36	3	2			142	**5:00:28.421**	3.376	3.376	109.1	103	1:55.550	119.9
3	**11**	M&M RACING TEAM	BMW E30 325i	3	3			140	**4:55:46.709**	2 Laps	2 Laps	109.3	3	1:57.689	117.7
4	**16**	RRO RACING VSR	BMW 325I e36	3	4			140	**5:02:13.387**	2 Laps	6:26.678	107.0	17	1:58.293	117.1
5	**9**	JDM MOTOR 1	BMW E30 325i	3	5			136	**5:00:50.186**	6 Laps	4 Laps	104.4	44	2:01.229	114.3
6	**31**	EB RACING	BMW 325i E36	3	6			135	**5:00:05.245**	7 Laps	1 Lap	103.9	127	2:02.484	113.1
7	**32**	PUNTAL	BMW 325i E36	3	7			133	**4:56:23.929**	9 Laps	2 Laps	103.6	25	2:01.652	113.9
8	**28**	EMAN EGURRE RACING TEAM	BMW E36 325i	3	8			129	**5:00:19.542**	13 Laps	4 Laps	99.2	31	2:04.501	111.3
9	**20**	CLASICOS REDAN	BMW 325i E30	3	9			123	**5:00:35.308**	19 Laps	6 Laps	94.5	6	2:04.521	111.3
10	**25**	POLESTAR TEAM	Volvo 850	3	10			117	**5:00:23.200**	25 Laps	6 Laps	89.9	34	2:11.640	105.2
	No clasificados: (Requerimiento: 75% del numero de vueltas del lider = 107 Vueltas)														
	24	VSR MTORSPORT	BMW 325i E36	3	11			29	**2:50:34.939**	113	88 Laps	39.2	10	1:55.667	119.8
Vta. rápida de RACING TO ENJOY en 1:54.495 a 121.1 Km/h en la vuelta 10															
		SAXO													
1	**5**	DE DIEGO	Citroen Saxo	SA	1			130	**5:01:06.630**			99.7	19	2:06.562	109.5
2	**22**	ABOGADO AMIGO	Citroen Saxo	SA	2			127	**5:01:15.855**	15 Laps	3 Laps	97.3	51	2:09.925	106.6
3	**40**	UV-TEC	Citroen Saxo	SA	3			114	**4:49:12.099**	28 Laps	13 Laps	91.0	39	2:14.045	103.3
	No clasificados: (Requerimiento: 75% del numero de vueltas del lider = 107 Vueltas)														
	46	UV-SAYAGO	Citroen Saxo	SA	4			94	**5:01:01.172**	48 Laps	20 Laps	72.1	60	2:07.977	108.3
Vta. rápida de RACING TO ENJOY en 1:54.495 a 121.1 Km/h en la vuelta 10															

Publicada a las :.....

Comisarios Deportivos:	**Director de Carrera:**	**Cronometrador:**

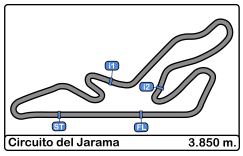

Circuito del Jarama
VI UV Endurance RACE Jarama
Carrera 8 horas resistencia
Provisional Classification by Driver Fastest Lap 5 Hours

Clas	Nº	Equipo	Vehiculo	Cat	Clas	N.V.	V.R.	Tiempo	Dif 1º	Dif Ant.	Km/h
1	**19**	RACING TO ENJOY	BMW E36 325i	3	1	28	**23**	**1:55.095**			120.4
2	**21**	BOYACA VSR	BMW 320i E36	3	2	28	**18**	**1:56.493**	1.398	1.398	118.9
3	**11**	M&M RACING TEAM	BMW E30 325i	3	3	28	**17**	**1:58.207**	3.112	1.714	117.2
4	**16**	RRO RACING VSR	BMW 325I e36	3	4	28	**9**	**1:59.268**	4.173	1.061	116.2
5	**34**	RRB COMPETICION	Renault Clio	2	1	19	**10**	**2:01.158**	6.063	1.890	114.3
6	**9**	JDM MOTOR 1	BMW E30 325i	3	5	30	**5**	**2:01.260**	6.165	0.102	114.2
7	**12**	M.BOSS RACING	VW Golf MK3	2	2	23	**12**	**2:01.361**	6.266	0.101	114.2
8	**2**	BMOVIE	BMW E36 320i	2	3	26	**14**	**2:02.322**	7.227	0.961	113.3
9	**32**	PUNTAL PRODUCTIONS	BMW 325i E36	3	6	26	**12**	**2:02.460**	7.365	0.138	113.1
10	**31**	EB RACING	BMW 325i E36	3	7	27	**19**	**2:02.484**	7.389	0.024	113.1
11	**14**	OLIMPIA RACING	VW Golf MK2	2	4	30	**10**	**2:03.192**	8.097	0.708	112.5
12	**29**	ALPHA RACING	BMW Compact	2	5	23	**17**	**2:04.676**	9.581	1.484	111.1
13	**20**	CLASICOS REDAN	BMW 325i E30	3	8	27	**3**	**2:05.396**	10.301	0.720	110.5
14	**3**	ANGALI RACING OURENSE	BMW E36 320i	2	6	29	**20**	**2:05.691**	10.596	0.295	110.2
15	**17**	SAOCA SPORT	HONDA Civic	1	1	28	**27**	**2:05.702**	10.607	0.011	110.2
16	**1**	ASAP RACING	Honda Civic EG5	1	2	10	**9**	**2:06.317**	11.222	0.615	109.7
17	**10**	FANSI GARAJE 49	BMW 318ti	2	7	24	**12**	**2:06.670**	11.575	0.353	109.4
18	**6**	CHAMAQUITOS	Honda Civic EG4	1	3	29	**20**	**2:06.984**	11.889	0.314	109.1
19	**28**	EMAN EGURRE RACING TEAM	BMW E36 325i	3	9	28	**27**	**2:07.320**	12.225	0.336	108.8
20	**5**	DE DIEGO MOTORSPORT	Citroen Saxo	SAXO	1	29	**25**	**2:07.554**	12.459	0.234	108.6
21	**30**	PLIPETTI'S RACING TEAM	VW Golf GTI	2	8	28	**20**	**2:07.882**	12.787	0.328	108.3
22	**33**	AMAZON SPORT 1	VW Golf MK3	2	9	23	**21**	**2:08.109**	13.014	0.227	108.1
23	**7**	NATARA SPORT	Honda Civic	1	4	28	**3**	**2:08.765**	13.670	0.656	107.6
24	**27**	RG MOTORSPORT	VW Golf MK2	2	10	27	**24**	**2:09.690**	14.595	0.925	106.8
25	**22**	ABOGADO AMIGO TEAM	Citroen Saxo	SAXO	2	26	**22**	**2:09.952**	14.857	0.262	106.6
26	**46**	UV-SAYAGO	Citroen Saxo	SAXO	3	26	**21**	**2:13.030**	17.935	3.078	104.1
27	**25**	POLESTAR TEAM	Volvo 850	3	10	22	**9**	**2:14.127**	19.032	1.097	103.3
28	**40**	UV-TEC	Citroen Saxo	SAXO	4	19	**7**	**2:16.547**	21.452	2.420	101.5

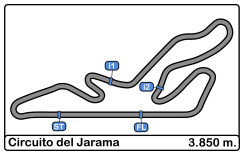

Circuito del Jarama
VI UV Endurance RACE Jarama
Carrera 8 horas resistencia
Distance and Speed Average 5 Hours

Clas	Nº	Equipo	Vehiculo	Cat	Clas	N.V.	Distancia	Tiempo Total	Km/h
1	**19**	RACING TO ENJOY	BMW E36 325i	3	1	142	**546.70**	**5:00:25.045**	109.1
2	**21**	BOYACA VSR	BMW 320i E36	3	2	142	**546.70**	**5:00:28.421**	109.1
3	**11**	M&M RACING TEAM	BMW E30 325i	3	3	140	**539.00**	**4:55:46.709**	109.3
4	**16**	RRO RACING VSR	BMW 325I e36	3	4	140	**539.00**	**5:02:13.387**	107.0
5	**9**	JDM MOTOR 1	BMW E30 325i	3	5	136	**523.60**	**5:00:50.186**	104.4
6	**14**	OLIMPIA RACING	VW Golf MK2	2	1	136	**523.60**	**5:01:10.230**	104.3
7	**31**	EB RACING	BMW 325i E36	3	6	135	**519.75**	**5:00:05.245**	103.9
8	**2**	BMOVIE	BMW E36 320i	2	2	135	**519.75**	**5:02:08.364**	103.2
9	**32**	PUNTAL PRODUCTIONS	BMW 325i E36	3	7	133	**512.05**	**4:56:23.929**	103.6
10	**30**	PLIPETTI'S RACING TEAM	VW Golf GTI	2	3	133	**512.05**	**5:01:14.041**	101.9
11	**3**	ANGALI RACING OURENSE	BMW E36 320i	2	4	133	**512.05**	**5:01:37.876**	101.8
12	**29**	ALPHA RACING	BMW Compact	2	5	132	**508.20**	**5:01:06.753**	101.2
13	**27**	RG MOTORSPORT	VW Golf MK2	2	6	131	**504.35**	**5:00:12.094**	100.8
14	**6**	CHAMAQUITOS	Honda Civic EG4	1	1	131	**504.35**	**5:00:54.003**	100.5
15	**7**	NATARA SPORT	Honda Civic	1	2	130	**500.50**	**5:00:47.043**	99.8
16	**5**	DE DIEGO MOTORSPORT	Citroen Saxo	SAX	1	130	**500.50**	**5:01:06.630**	99.7
17	**10**	FANSI GARAJE 49	BMW 318ti	2	7	129	**496.65**	**5:00:16.326**	99.2
18	**28**	EMAN EGURRE RACING	BMW E36 325i	3	8	129	**496.65**	**5:00:19.542**	99.2
19	**12**	M.BOSS RACING	VW Golf MK3	2	8	127	**488.95**	**4:51:32.761**	100.6
20	**22**	ABOGADO AMIGO TEAM	Citroen Saxo	SAX	2	127	**488.95**	**5:01:15.855**	97.3
21	**17**	SAOCA SPORT	HONDA Civic	1	3	126	**485.10**	**5:01:16.816**	96.6
22	**20**	CLASICOS REDAN	BMW 325i E30	3	9	123	**473.55**	**5:00:35.308**	94.5
23	**25**	POLESTAR TEAM	Volvo 850	3	10	117	**450.45**	**5:00:23.200**	89.9
24	**40**	UV-TEC	Citroen Saxo	SAX	3	114	**438.90**	**4:49:12.099**	91.0
25	**34**	RRB COMPETICION	Renault Clio	2	9	114	**438.90**	**5:00:42.801**	87.5
	No clasificados: (Requerimiento: 75% del numero de vueltas del lider = 107 Vueltas)								
	33	AMAZON SPORT 1	VW Golf MK3	2	10	102	**392.70**	**5:00:46.350**	78.3
	1	ASAP RACING	Honda Civic EG5	1	4	96	**369.60**	**5:02:03.376**	73.4
	46	UV-SAYAGO	Citroen Saxo	SAX	4	94	**361.90**	**5:01:01.172**	72.1
	8	HLT MK3	VW Golf MK3	2	11	73	**281.05**	**2:45:07.638**	102.1
	26	PIKANTO RACING	Seat Toledo	2	12	41	**157.85**	**1:29:08.123**	106.2
	18	SAAB ENDURANCE RACING	SAAB	2	13	38	**146.30**	**1:46:05.062**	82.7
	24	VSR MTORSPORT	BMW 325i E36	3	11	29	**111.65**	**2:50:34.939**	39.2

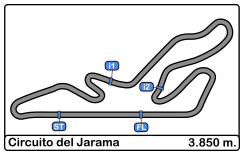

Circuito del Jarama
VI UV Endurance RACE Jarama
Carrera 8 horas resistencia
Lap Analysis 5 Hours

1 ASAP RACING — Honda Civic EG5

1 — ASAP RACING

Vta.	D	Tiempo	Sector 1	Sector 2	Sector 3	V. Max.	Elapsed
1		4:42:43.709	4:41:19.445	46.550	37.714	80.5	4:42:43.709
2		2:14.546	51.633	44.766	38.147	148.9	4:44:58.255
3		2:09.391	50.250	43.577	35.564	155.1	4:47:07.646
4		2:07.350	48.937	42.892	35.521	165.3	4:49:14.996
5		2:08.319	49.224	43.235	35.860	162.8	4:51:23.315
6		2:07.721	49.578	42.970	35.173	169.2	4:53:31.036
7		2:11.848	49.307	45.513	37.028	160.2	4:55:42.884
8		2:07.616	49.426	42.871	35.319	168.7	4:57:50.500
9		2:06.317	48.922	42.211	35.184	165.6	4:59:56.817
10		2:06.559	48.840	42.523	35.196	171.1	5:02:03.376

2 BMOVIE — BMW E36 320i

2 — BMOVIE

Vta.	D	Tiempo	Sector 1	Sector 2	Sector 3	V. Max.	Elapsed
1		4:04:59.834	4:03:43.146	42.106	34.582	92.3	4:04:59.834
2		2:03.261	47.344	41.238	34.679	171.9	4:07:03.095
3		2:02.980	46.955	41.577	34.448	172.5	4:09:06.075
4		2:03.164	47.095	41.427	34.642	170.6	4:11:09.239
5		2:03.211	46.931	41.506	34.774	171.9	4:13:12.450
6		2:02.324	46.983	41.005	34.336	173.0	4:15:14.774
7		2:02.850	47.008	41.240	34.602	174.7	4:17:17.624
8		2:02.920	47.314	41.128	34.478	171.9	4:19:20.544
9		2:03.881	47.079	41.609	35.193	171.1	4:21:24.425
10		2:04.035	47.382	42.206	34.447	172.2	4:23:28.460
11		2:02.610	46.947	41.305	34.358	172.2	4:25:31.070
12		2:02.852	47.191	41.159	34.502	171.1	4:27:33.922
13		2:02.853	47.055	41.355	34.443	170.6	4:29:36.775
14		2:02.322	46.927	41.236	34.159	168.2	4:31:39.097
15		2:03.294	47.527	41.440	34.327	168.7	4:33:42.391
16		2:03.381	47.405	41.631	34.345	170.3	4:35:45.772
17		2:06.526	50.112	41.902	34.512	173.6	4:37:52.298
18		2:03.362	47.210	41.549	34.603	170.8	4:39:55.660
19		2:04.295	47.749	41.789	34.757	168.2	4:41:59.955
20		2:04.207	47.676	41.986	34.545	170.3	4:44:04.162
21		2:04.658	48.195	41.780	34.683	169.8	4:46:08.820
22		2:04.652	47.625	41.764	35.263	169.2	4:48:13.472
23		2:05.329	48.307	41.625	35.397	166.4	4:50:18.801
24		2:07.240	48.277	42.717	36.246	167.4	4:52:26.041
25	P	5:39.778	52.677	43.267	4:03.834	132.5	4:58:05.819
26		4:02.545	2:44.997	42.431	35.117	92.3	5:02:08.364

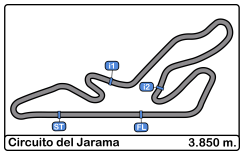

Circuito del Jarama
VI UV Endurance RACE Jarama
Carrera 8 horas resistencia
Lap Analysis 5 Hours

3 ANGALI RACING OURENSE — BMW E36 320i

2 — ANGALI RACING OURENSE

Vta.	D	Tiempo	Sector 1	Sector 2	Sector 3	V. Max.	Elapsed
1		4:01:57.356	4:00:37.854	43.514	35.988		4:01:57.356
2		2:08.117	48.338	43.764	36.015	173.9	4:04:05.473
3		2:10.017	49.793	44.049	36.175	174.7	4:06:15.490
4		2:11.738	50.460	44.660	36.618	151.4	4:08:27.228
5		2:08.946	48.858	43.425	36.663	156.0	4:10:36.174
6		2:07.618	48.377	43.728	35.513	172.5	4:12:43.792
7		2:08.309	49.219	43.328	35.762	173.0	4:14:52.101
8		2:08.296	48.281	43.760	36.255	173.9	4:17:00.397
9		2:11.066	48.402	44.466	38.198	171.4	4:19:11.463
10		2:08.660	48.268	43.522	36.870	173.6	4:21:20.123
11		2:09.407	48.561	43.523	37.323	170.8	4:23:29.530
12		2:07.377	48.266	43.699	35.412	170.8	4:25:36.907
13		2:07.688	48.948	43.282	35.458	164.8	4:27:44.595
14		2:07.899	48.650	43.490	35.759	169.0	4:29:52.494
15		2:07.546	48.746	43.247	35.553	169.2	4:32:00.040
16		2:07.025	48.466	43.048	35.511	173.6	4:34:07.065
17		2:07.493	49.225	42.838	35.430	171.9	4:36:14.558
18		2:06.945	48.397	43.151	35.397	169.8	4:38:21.503
19		2:08.036	48.006	43.004	37.026	175.0	4:40:29.539
20		2:05.691	48.220	42.399	35.072	176.4	4:42:35.230
21		2:06.384	47.804	43.129	35.451	175.8	4:44:41.614
22		2:05.831	48.006	42.594	35.231	176.4	4:46:47.445
23		2:06.362	47.941	43.662	34.759	171.9	4:48:53.807
24		2:08.947	47.684	44.945	36.318	175.0	4:51:02.754
25		2:07.375	48.644	43.081	35.650	156.9	4:53:10.129
26		2:06.941	48.118	43.421	35.402	174.1	4:55:17.070
27		2:07.250	47.628	43.907	35.715	176.4	4:57:24.320
28		2:06.811	47.861	43.328	35.622	177.0	4:59:31.131
29		2:06.745	48.223	42.927	35.595	176.1	5:01:37.876

5 DE DIEGO MOTORSPORT — Citroen Saxo

SAXO — DE DIEGO MOTORSPORT

Vta.	D	Tiempo	Sector 1	Sector 2	Sector 3	V. Max.	Elapsed
1		4:01:08.306			4:01:08.306		4:01:08.306
2		2:08.056	48.913	43.595	35.548	169.0	4:03:16.362
3		2:09.140	49.122	44.031	35.987	168.7	4:05:25.502
4		2:08.263	48.544	43.791	35.928	169.2	4:07:33.765
5		2:08.225	48.739	43.566	35.920	167.9	4:09:41.990
6		2:08.192	48.842	43.670	35.680	166.4	4:11:50.182
7		2:08.180	48.672	43.541	35.967	169.2	4:13:58.362
8		2:10.385	50.251	44.117	36.017	166.9	4:16:08.747
9		2:07.766	48.380	43.693	35.693	168.4	4:18:16.513
10		2:08.325	48.677	43.682	35.966	165.1	4:20:24.838
11		2:08.587	49.192	43.690	35.705	166.6	4:22:33.425
12		2:08.539	49.171	43.618	35.750	152.7	4:24:41.964
13		2:08.321	48.550	43.855	35.916	170.3	4:26:50.285
14		2:08.349	49.068	43.431	35.850	169.5	4:28:58.634
15		2:08.085	48.952	43.510	35.623	169.5	4:31:06.719
16		2:09.069	49.027	44.116	35.926	166.6	4:33:15.788
17		2:08.891	49.366	43.742	35.783	167.9	4:35:24.679
18		2:09.202	49.058	44.251	35.893	167.9	4:37:33.881
19		2:09.041	49.000	43.769	36.272	166.4	4:39:42.922
20		2:08.422	48.911	43.769	35.742	166.9	4:41:51.344
21		2:07.956	48.758	43.340	35.858	168.7	4:43:59.300
22		2:07.742	48.673	43.374	35.695	164.3	4:46:07.042
23		2:08.303	48.782	43.653	35.868	166.6	4:48:15.345
24		2:07.936	48.625	43.444	35.867	166.4	4:50:23.281
25		2:07.554	48.544	43.466	35.544	169.2	4:52:30.835
26		2:08.397	48.952	43.170	36.275	166.4	4:54:39.232
27		2:08.605	48.893	43.695	36.017	164.6	4:56:47.837
28		2:09.503	49.131	44.250	36.122	165.8	4:58:57.340
29		2:09.290	49.462	44.037	35.791	159.5	5:01:06.630
30			49.326			166.4	

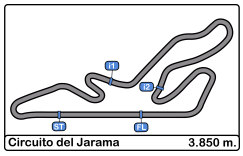

Circuito del Jarama
VI UV Endurance RACE Jarama
Carrera 8 horas resistencia
Lap Analysis 5 Hours

6 CHAMAQUITOS — Honda Civic EG4

1 CHAMAQUITOS

Vta.	D	Tiempo	Sector 1	Sector 2	Sector 3	V. Max.	Elapsed
1		4:00:51.302			4:00:51.302		4:00:51.302
2		2:09.861	49.329	44.330	36.202	169.2	4:03:01.163
3		2:08.554	49.280	43.070	36.204	174.7	4:05:09.717
4		2:09.104	48.321	45.266	35.517	175.6	4:07:18.821
5		2:07.654	48.878	43.058	35.718	173.9	4:09:26.475
6		2:07.377	48.520	43.138	35.719	175.0	4:11:33.852
7		2:09.127	48.942	43.940	36.245	173.3	4:13:42.979
8		2:08.521	49.486	42.574	36.461	171.9	4:15:51.500
9		2:09.407	49.085	43.834	36.488	170.6	4:18:00.907
10		2:08.926	49.390	43.507	36.029	171.1	4:20:09.833
11		2:09.870	49.048	44.081	36.741	173.6	4:22:19.703
12		2:10.011	48.790	44.777	36.444	173.3	4:24:29.714
13		2:07.864	48.469	43.069	36.326	173.0	4:26:37.578
14		2:09.128	49.774	43.292	36.062	166.4	4:28:46.706
15		2:07.799	48.675	42.464	36.660	176.7	4:30:54.505
16		2:08.500	49.233	43.136	36.131	171.9	4:33:03.005
17		2:08.082	48.512	43.500	36.070	171.7	4:35:11.087
18		2:09.508	49.404	44.453	35.651	176.1	4:37:20.595
19		2:09.772	48.769	44.122	36.881	172.2	4:39:30.367
20		2:06.984	48.544	42.370	36.070	175.6	4:41:37.351
21		2:08.861	49.177	43.101	36.583	173.3	4:43:46.212
22		2:07.687	48.783	43.179	35.725	174.1	4:45:53.899
23		2:08.681	49.265	43.214	36.202	173.0	4:48:02.580
24		2:07.755	49.245	42.341	36.169	170.8	4:50:10.335
25		2:08.859	49.142	43.657	36.060	171.1	4:52:19.194
26		2:09.258	49.663	43.458	36.137	167.9	4:54:28.452
27		2:08.373	48.755	42.977	36.641	174.4	4:56:36.825
28		2:08.559	49.223	43.399	35.937	172.2	4:58:45.384
29		2:08.619	49.236	43.567	35.816	173.0	5:00:54.003
30			48.607			174.1	

7 NATARA SPORT — Honda Civic

1 NATARA SPORT

Vta.	D	Tiempo	Sector 1	Sector 2	Sector 3	V. Max.	Elapsed
1		4:02:13.496	4:00:53.404	43.566	36.526		4:02:13.496
2		2:09.170	49.429	43.321	36.420	175.3	4:04:22.666
3		2:08.765	49.076	43.330	36.359	179.4	4:06:31.431
4		2:10.097	50.215	43.422	36.460	176.7	4:08:41.528
5		2:10.209	49.547	43.912	36.750	176.4	4:10:51.737
6		2:09.965	49.509	43.836	36.620	176.7	4:13:01.702
7		2:10.255	49.936	43.874	36.445	177.0	4:15:11.957
8		2:09.675	49.591	43.353	36.731	177.6	4:17:21.632
9		2:08.958	49.310	43.047	36.601	178.8	4:19:30.590
10		2:09.709	49.559	43.429	36.721	176.1	4:21:40.299
11		2:10.375	49.698	43.514	37.163	176.1	4:23:50.674
12		2:10.328	49.484	44.059	36.785	182.1	4:26:01.002
13		2:10.099	49.648	43.611	36.840	176.7	4:28:11.101
14		2:09.974	50.217	43.282	36.475	176.1	4:30:21.075
15		2:09.891	49.584	43.925	36.382	178.2	4:32:30.966
16		2:09.645	49.652	43.799	36.194	175.3	4:34:40.611
17		2:09.688	49.397	43.624	36.667	179.4	4:36:50.299
18		2:08.828	49.137	43.293	36.398	177.0	4:38:59.127
19		2:09.409	49.352	43.641	36.416	177.0	4:41:08.536
20		2:09.899	49.964	43.783	36.152	174.4	4:43:18.435
21		2:11.576	50.907	43.582	37.087	178.2	4:45:30.011
22		2:10.887	50.161	44.402	36.324	177.3	4:47:40.898
23		2:10.730	50.461	43.678	36.591	177.9	4:49:51.628
24		2:10.850	49.992	43.621	37.237	177.6	4:52:02.478
25		2:11.073	49.748	44.245	37.080	177.3	4:54:13.551
26		2:11.227	49.898	44.173	37.156	176.7	4:56:24.778
27		2:12.933	51.677	44.680	36.576	156.5	4:58:37.711
28		2:09.332	49.261	43.788	36.283	179.7	5:00:47.043
29			48.839	43.831		183.3	

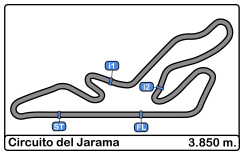

Circuito del Jarama
VI UV Endurance RACE Jarama
Carrera 8 horas resistencia
Lap Analysis 5 Hours

9 JDM MOTOR 1 — BMW E30 325i

3 — JDM MOTOR 1

Vta.	D	Tiempo	Sector 1	Sector 2	Sector 3	V. Max.	Elapsed
1		4:01:50.977		4:01:16.877	34.100		4:01:50.977
2		2:01.367	47.061	40.611	33.695	186.5	4:03:52.344
3		2:02.531	47.536	40.709	34.286	171.9	4:05:54.875
4		2:01.966	46.978	40.898	34.090	186.2	4:07:56.841
5		2:01.260	46.831	40.715	33.714	184.6	4:09:58.101
6		2:01.603	46.527	41.219	33.857	190.1	4:11:59.704
7		2:01.416	46.932	40.887	33.597	180.0	4:14:01.120
8		2:02.118	47.259	40.765	34.094	186.2	4:16:03.238
9		2:01.260	46.771	40.927	33.562	183.9	4:18:04.498
10		2:01.441	46.655	40.849	33.937	181.5	4:20:05.939
11		2:01.823	46.958	41.310	33.555	188.8	4:22:07.762
12		2:01.410	46.732	40.780	33.898	184.6	4:24:09.172
13		2:02.599	46.642	41.117	34.840	193.2	4:26:11.771
14		2:01.734	47.015	40.913	33.806	186.2	4:28:13.505
15		2:02.533	47.196	41.214	34.123	182.4	4:30:16.038
16		2:02.373	47.025	40.640	34.708	183.6	4:32:18.411
17		2:02.948	46.753	42.034	34.161	183.9	4:34:21.359
18		2:02.747	46.749	41.388	34.610	184.3	4:36:24.106
19		2:02.375	46.911	41.296	34.168	181.5	4:38:26.481
20		2:02.029	46.445	40.889	34.695	192.8	4:40:28.510
21		2:01.937	47.355	40.651	33.931	191.4	4:42:30.447
22		2:02.735	47.176	40.928	34.631	190.4	4:44:33.182
23		2:03.353	46.992	40.712	35.649	186.2	4:46:36.535
24		2:01.368	47.013	40.437	33.918	189.8	4:48:37.903
25		2:01.893	46.567	40.972	34.354	179.7	4:50:39.796
26		2:03.029	47.279	41.984	33.766	181.8	4:52:42.825
27		2:01.664	46.412	40.864	34.388	194.2	4:54:44.489
28		2:02.210	46.726	41.178	34.306	190.4	4:56:46.699
29		2:01.462	46.948	40.509	34.005	191.4	4:58:48.161
30		2:02.025	46.560	41.378	34.087	185.8	5:00:50.186
31			46.310	42.529		191.1	

10 FANSI GARAJE 49 — BMW 318ti

2 — FANSI GARAJE 49

Vta.	D	Tiempo	Sector 1	Sector 2	Sector 3	V. Max.	Elapsed
1	P	4:06:11.362	4:01:11.547	43.217	4:16.598		4:06:11.362
2		7:09.803	5:48.397	45.074	36.332	78.3	4:13:21.165
3		2:08.923	49.709	43.338	35.876	165.6	4:15:30.088
4		2:08.223	48.926	43.384	35.913	174.7	4:17:38.311
5		2:07.231	48.414	42.907	35.910	174.4	4:19:45.542
6		2:07.985	48.707	43.232	36.046	177.3	4:21:53.527
7		2:07.074	48.747	42.767	35.560	171.1	4:24:00.601
8		2:08.001	49.093	42.979	35.929	172.5	4:26:08.602
9		2:08.786	50.820	42.539	35.427	172.8	4:28:17.388
10		2:07.634	49.103	42.731	35.800	176.4	4:30:25.022
11		2:07.464	48.691	42.464	36.309	175.3	4:32:32.486
12		2:06.670	48.399	42.779	35.492	176.1	4:34:39.156
13		2:07.301	48.852	42.839	35.610	174.7	4:36:46.457
14		2:07.268	48.633	42.654	35.981	175.0	4:38:53.725
15		2:08.599	49.047	43.504	36.048	171.4	4:41:02.324
16		2:08.660	49.434	43.446	35.780	168.7	4:43:10.984
17		2:07.893	49.402	42.815	35.676	164.6	4:45:18.877
18		2:07.980	49.506	42.870	35.604	156.9	4:47:26.857
19		2:08.154	49.660	43.243	35.251	174.4	4:49:35.011
20		2:08.301	49.702	43.161	35.438	179.1	4:51:43.312
21		2:09.015	50.068	43.063	35.884	160.7	4:53:52.327
22		2:07.484	48.682	42.964	35.838	175.3	4:55:59.811
23		2:07.402	49.051	42.876	35.475	167.1	4:58:07.213
24		2:09.113	50.171	43.058	35.884	178.5	5:00:16.326
25			48.878	45.060		176.7	

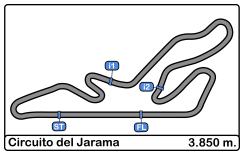

Circuito del Jarama
VI UV Endurance RACE Jarama
Carrera 8 horas resistencia
Lap Analysis 5 Hours

11 M&M RACING TEAM — BMW E30 325i

3 — M&M RACING TEAM

Vta.	D	Tiempo	Sector 1	Sector 2	Sector 3	V. Max.	Elapsed
1		4:00:57.990			4:00:57.990		4:00:57.990
2		1:59.801	46.134	40.104	33.563	182.1	4:02:57.791
3		2:01.387	46.155	40.904	34.328	195.6	4:04:59.178
4		2:01.753	46.118	40.758	34.877	186.5	4:07:00.931
5		2:00.737	46.004	39.993	34.740	188.4	4:09:01.668
6		2:02.681	46.868	41.828	33.985	174.4	4:11:04.349
7		2:03.882	46.639	42.162	35.081	183.6	4:13:08.231
8		2:02.282	46.734	41.531	34.017	173.9	4:15:10.513
9		2:01.621	46.440	41.019	34.162	186.8	4:17:12.134
10		2:03.069	46.547	42.136	34.386	183.3	4:19:15.203
11		2:01.890	47.931	40.766	33.193	185.2	4:21:17.093
12		1:58.308	45.450	39.804	33.054	180.9	4:23:15.401
13		1:59.341	45.051	40.268	34.022	196.7	4:25:14.742
14		2:00.881	46.409	40.344	34.128	192.1	4:27:15.623
15		2:00.593	46.228	40.570	33.795	192.1	4:29:16.216
16		2:01.958	46.679	41.417	33.862	186.2	4:31:18.174
17		1:58.207	44.956	40.006	33.245	197.0	4:33:16.381
18		1:59.247	45.687	39.804	33.756	199.2	4:35:15.628
19		2:02.880	46.664	42.384	33.832	190.4	4:37:18.508
20		2:01.007	46.615	40.535	33.857	180.3	4:39:19.515
21		2:00.547	46.749	40.054	33.744	183.9	4:41:20.062
22		2:01.689	46.595	41.028	34.066	188.8	4:43:21.751
23		2:01.485	46.496	40.595	34.394	192.1	4:45:23.236
24		2:04.748	48.312	41.854	34.582	161.1	4:47:27.984
25		2:05.826	48.660	42.255	34.911	169.5	4:49:33.810
26		2:03.315	48.312	40.920	34.083	163.6	4:51:37.125
27		2:04.870	49.253	41.036	34.581	175.3	4:53:41.995
28		2:04.714	46.251	43.258	35.205	186.2	4:55:46.709
29			49.965	42.353		154.2	

12 M.BOSS RACING — VW Golf MK3

2 — M.BOSS RACING

Vta.	D	Tiempo	Sector 1	Sector 2	Sector 3	V. Max.	Elapsed
1		4:02:17.260	4:01:00.635	41.849	34.776		4:02:17.260
2		2:04.334	47.272	42.383	34.679	184.6	4:04:21.594
3		2:02.586	47.342	40.980	34.264	183.9	4:06:24.180
4		2:03.379	46.963	41.994	34.422	185.8	4:08:27.559
5		2:02.627	47.195	41.115	34.317	185.2	4:10:30.186
6		2:03.466	46.973	42.185	34.308	183.0	4:12:33.652
7		2:03.528	47.682	41.362	34.484	186.2	4:14:37.180
8		2:03.415	47.578	41.243	34.594	180.6	4:16:40.595
9		2:02.642	47.340	41.090	34.212	190.1	4:18:43.237
10		2:02.776	47.314	41.203	34.259	179.7	4:20:46.013
11		2:02.188	47.203	40.952	34.033	184.3	4:22:48.201
12		2:01.361	46.863	40.653	33.845	187.8	4:24:49.562
13		2:02.423	47.182	41.013	34.228	188.8	4:26:51.985
14		2:02.168	47.302	40.631	34.235	183.9	4:28:54.153
15		2:02.288	47.525	40.690	34.073	182.1	4:30:56.441
16		2:02.637	47.029	41.046	34.562	187.5	4:32:59.078
17		2:02.717	47.220	40.997	34.500	183.9	4:35:01.795
18		2:02.344	47.385	40.808	34.151	179.4	4:37:04.139
19		2:02.673	47.329	40.775	34.569	184.3	4:39:06.812
20		2:02.652	47.027	40.887	34.738	184.9	4:41:09.464
21		2:04.504	47.825	41.865	34.814	183.3	4:43:13.968
22		2:05.891	47.722	42.389	35.780	180.9	4:45:19.859
23		6:12.902 P	55.003	49.366	4:28.533	151.6	4:51:32.761

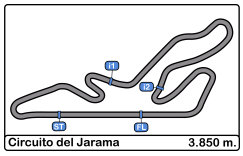

Circuito del Jarama
VI UV Endurance RACE Jarama
Carrera 8 horas resistencia
Lap Analysis 5 Hours

14 OLIMPIA RACING — VW Golf MK2

2 — OLIMPIA RACING

Vta.	D	Tiempo	Sector 1	Sector 2	Sector 3	V. Max.	Elapsed
1		4:00:57.577			4:00:57.577		4:00:57.577
2		2:07.223	50.305	41.988	34.930	160.4	4:03:04.800
3		2:06.479	49.516	41.922	35.041	174.1	4:05:11.279
4		2:05.872	48.076	43.002	34.794	174.1	4:07:17.151
5		2:04.636	47.850	42.043	34.743	175.6	4:09:21.787
6		2:04.747	48.642	41.613	34.492	181.5	4:11:26.534
7		2:03.754	47.912	41.296	34.546	172.2	4:13:30.288
8		2:04.126	47.791	41.572	34.763	175.0	4:15:34.414
9		2:04.227	48.145	41.562	34.520	175.6	4:17:38.641
10		2:03.192	47.288	41.234	34.670	181.8	4:19:41.833
11		2:04.104	47.844	41.857	34.403	177.0	4:21:45.937
12		2:04.173	47.618	41.439	35.116	175.0	4:23:50.110
13		2:04.867	47.805	41.863	35.199	182.1	4:25:54.977
14		2:05.346	48.691	42.089	34.566	166.6	4:28:00.323
15		2:04.945	48.133	41.648	35.164	169.0	4:30:05.268
16		2:03.899	48.049	41.514	34.336	180.6	4:32:09.167
17		2:04.956	48.014	42.009	34.933	171.1	4:34:14.123
18		2:04.288	47.972	41.628	34.688	172.2	4:36:18.411
19		2:04.099	48.239	41.278	34.582	173.6	4:38:22.510
20		2:05.189	48.346	42.227	34.616	169.5	4:40:27.699
21		2:05.038	49.070	41.377	34.591	162.8	4:42:32.737
22		2:04.655	48.112	41.769	34.774	171.7	4:44:37.392
23		2:04.741	48.059	42.006	34.676	168.2	4:46:42.133
24		2:05.005	48.350	41.622	35.033	166.1	4:48:47.138
25		2:04.457	48.297	41.510	34.650	164.3	4:50:51.595
26		2:04.217	47.983	41.684	34.550	173.9	4:52:55.812
27		2:03.421	47.623	41.341	34.457	172.8	4:54:59.233
28		2:03.522	47.582	41.510	34.430	169.5	4:57:02.755
29		2:03.487	47.678	41.471	34.338	176.4	4:59:06.242
30		2:03.988	47.527	42.018	34.443	176.1	5:01:10.230
31			48.114			174.4	

16 RRO RACING VSR — BMW 325I e36

3 — RRO RACING VSR

Vta.	D	Tiempo	Sector 1	Sector 2	Sector 3	V. Max.	Elapsed
1		4:01:21.303		4:00:47.361	33.942		4:01:21.303
2		2:00.666	46.087	40.838	33.741		4:03:21.969
3		1:59.929	46.009	40.584	33.336		4:05:21.898
4		2:01.048	45.727	41.568	33.753		4:07:22.946
5		2:00.628	46.139	40.646	33.843		4:09:23.574
6		2:00.794	45.874	41.045	33.875		4:11:24.368
7		2:01.157	46.379	40.914	33.864		4:13:25.525
8		2:00.551	46.276	40.679	33.596		4:15:26.076
9		1:59.268	45.694	40.291	33.283		4:17:25.344
10		1:59.878	45.792	40.612	33.474		4:19:25.222
11		2:00.351	46.427	40.345	33.579		4:21:25.573
12		2:01.447	46.358	41.673	33.416		4:23:27.020
13		1:59.942	45.760	40.725	33.457		4:25:26.962
14		2:01.136	46.598	40.954	33.584		4:27:28.098
15		2:00.578	46.065	40.675	33.838		4:29:28.676
16		2:00.010	45.811	40.617	33.582		4:31:28.686
17		2:00.187	45.848	40.302	34.037		4:33:28.873
18		1:59.557	46.080	40.300	33.177		4:35:28.430
19		2:00.328	45.787	41.078	33.463		4:37:28.758
20		1:59.945	45.799	40.838	33.308		4:39:28.703
21		2:01.208	45.977	40.996	34.235		4:41:29.911
22		2:04.573	47.051	43.133	34.389		4:43:34.484
23		2:02.716	47.620	40.982	34.114		4:45:37.200
24		2:00.151	45.738	40.544	33.869	186.8	4:47:37.351
25		2:01.126	46.571	40.917	33.638		4:49:38.477
26		2:02.097	46.356	41.533	34.208		4:51:40.574
27		2:01.024	46.961	40.784	33.279		4:53:41.598
28		8:31.789	P 45.778	40.251	7:05.760		5:02:13.387

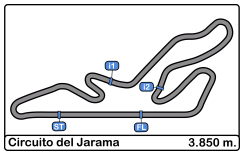

Circuito del Jarama
VI UV Endurance RACE Jarama
Carrera 8 horas resistencia
Lap Analysis 5 Hours

17 SAOCA SPORT 1 — HONDA Civic

Vta.	D	Tiempo	Sector 1	Sector 2	Sector 3	V. Max.	Elapsed
1		4:03:51.175	4:02:30.559	44.033	36.583	89.7	4:03:51.175
2		2:09.877	50.670	43.235	35.972	168.7	4:06:01.052
3		2:08.779	49.277	43.012	36.490	173.3	4:08:09.831
4		2:12.089	49.062	45.497	37.530	170.6	4:10:21.920
5		2:09.841	50.548	42.848	36.445	167.4	4:12:31.761
6		2:08.200	49.244	43.172	35.784	172.2	4:14:39.961
7		2:07.984	49.094	43.218	35.672	177.0	4:16:47.945
8		2:09.415	48.883	43.813	36.719	176.1	4:18:57.360
9		2:07.114	48.275	43.193	35.646	177.9	4:21:04.474
10		2:06.703	48.918	42.532	35.253	177.6	4:23:11.177
11		2:06.865	48.416	42.997	35.452	177.9	4:25:18.042
12		2:07.250	48.636	43.070	35.544	177.9	4:27:25.292
13		2:07.331	48.421	43.543	35.367	176.7	4:29:32.623
14		2:06.367	48.452	42.612	35.303	177.9	4:31:38.990
15		2:07.248	49.364	42.503	35.381	160.2	4:33:46.238
16		2:07.047	49.054	42.702	35.291	177.9	4:35:53.285
17		2:07.169	48.587	42.894	35.688	177.9	4:38:00.454
18		2:07.294	48.664	42.850	35.780	176.7	4:40:07.748
19		2:07.462	48.883	42.876	35.703	175.0	4:42:15.210
20		2:07.712	49.584	42.759	35.369	175.8	4:44:22.922
21		2:08.084	48.752	43.842	35.490	174.1	4:46:31.006
22		2:06.202	48.498	42.377	35.327	176.4	4:48:37.208
23		2:07.905	49.039	43.577	35.289	171.1	4:50:45.113
24		2:05.988	48.379	42.254	35.355	182.1	4:52:51.101
25		2:06.563	48.479	42.628	35.456	178.8	4:54:57.664
26		2:07.066	48.634	42.906	35.526	178.5	4:57:04.730
27		2:05.702	48.318	42.115	35.269	181.2	4:59:10.432
28		2:06.384	48.214	42.907	35.263	180.9	5:01:16.816
29			48.773			173.6	

19 RACING TO ENJOY 3 — BMW E36 325i

Vta.	D	Tiempo	Sector 1	Sector 2	Sector 3	V. Max.	Elapsed
1		4:00:42.133			4:00:42.133		4:00:42.133
2		1:57.394	44.910	39.514	32.970	197.4	4:02:39.527
3		1:58.032	44.967	40.261	32.804	193.5	4:04:37.559
4		1:57.264	44.999	39.394	32.871	193.2	4:06:34.823
5		1:59.834	44.977	41.554	33.303	197.0	4:08:34.657
6		1:58.180	45.850	39.695	32.635	180.9	4:10:32.837
7		1:57.401	44.607	39.742	33.052	193.5	4:12:30.238
8		1:57.724	44.839	39.967	32.918	191.1	4:14:27.962
9		1:57.119	45.264	39.164	32.691	188.4	4:16:25.081
10		1:57.279	44.767	40.110	32.402	198.5	4:18:22.360
11		1:58.035	44.725	40.662	32.648	194.9	4:20:20.395
12		1:56.730	44.803	39.447	32.480	193.5	4:22:17.125
13		1:56.507	44.418	39.273	32.816	199.2	4:24:13.632
14		1:56.944	44.365	39.697	32.882	198.1	4:26:10.576
15		1:57.372	45.238	39.601	32.533	189.4	4:28:07.948
16		1:56.959	44.826	39.238	32.895	199.6	4:30:04.907
17		1:56.463	44.926	39.279	32.258	192.5	4:32:01.370
18		4:26.310	P 44.886	39.235	3:02.189	189.1	4:36:27.680
19		6:31.426	5:18.020	40.061	33.345	99.3	4:42:59.106
20		1:56.903	45.035	39.249	32.619	183.0	4:44:56.009
21		1:56.415	44.744	39.251	32.420	181.5	4:46:52.424
22		1:55.658	44.435	38.939	32.284	188.4	4:48:48.082
23		1:55.095	43.963	38.911	32.221	191.8	4:50:43.177
24		1:56.431	44.663	39.256	32.512	184.9	4:52:39.608
25		1:57.420	44.371	39.907	33.142	186.2	4:54:37.028
26		1:57.502	44.925	39.933	32.644	182.1	4:56:34.530
27		1:55.282	43.763	39.340	32.179	193.5	4:58:29.812
28		1:55.233	44.137	39.075	32.021	187.5	5:00:25.045
29			45.248	39.216		182.7	

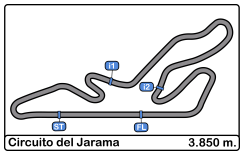

Circuito del Jarama
VI UV Endurance RACE Jarama
Carrera 8 horas resistencia
Lap Analysis 5 Hours

20 CLASICOS REDAN — BMW 325i E30

3 — CLASICOS REDAN

Vta.	D	Tiempo	Sector 1	Sector 2	Sector 3	V. Max.	Elapsed
1		4:01:10.474			4:01:10.474		4:01:10.474
2		2:05.904	47.826	43.205	34.873	173.9	4:03:16.378
3		2:05.396	48.185	42.049	35.162	179.4	4:05:21.774
4		2:08.246	48.615	43.127	36.504	177.9	4:07:30.020
5		2:07.373	49.015	43.084	35.274	174.7	4:09:37.393
6		2:07.668	48.405	43.351	35.912	178.5	4:11:45.061
7		2:16.330	P 49.195	43.534	43.601	173.0	4:14:01.391
8		4:51.519	3:28.163	45.703	37.653	78.3	4:18:52.910
9		2:14.931	51.526	46.120	37.285	161.9	4:21:07.841
10		2:13.269	50.773	45.097	37.399	167.1	4:23:21.110
11		2:13.630	50.461	46.584	36.585	161.6	4:25:34.740
12		2:12.145	51.622	44.120	36.403	164.3	4:27:46.885
13		2:11.692	49.719	44.182	37.791	165.6	4:29:58.577
14		2:12.405	49.865	45.278	37.262	171.4	4:32:10.982
15		2:09.731	49.517	43.896	36.318	167.7	4:34:20.713
16		2:10.383	50.373	43.757	36.253	156.0	4:36:31.096
17		2:09.362	49.812	43.274	36.276	169.8	4:38:40.458
18		2:12.717	52.051	44.127	36.539	166.6	4:40:53.175
19		2:11.456	49.568	45.503	36.385	172.8	4:43:04.631
20		2:08.603	49.561	43.070	35.972	169.8	4:45:13.234
21		2:08.956	49.167	43.316	36.473	168.4	4:47:22.190
22		2:10.830	50.925	44.072	35.833	150.4	4:49:33.020
23		2:13.813	51.138	46.516	36.159	172.5	4:51:46.833
24		2:11.255	49.481	44.683	37.091	175.8	4:53:58.088
25		2:10.854	49.977	44.256	36.621	172.2	4:56:08.942
26		2:14.210	51.323	45.925	36.962	157.2	4:58:23.152
27		2:12.156	49.553	45.799	36.804	157.8	5:00:35.308
28			49.879	43.951		155.3	

21 BOYACA VSR — BMW 320i E36

3 — BOYACA VSR

Vta.	D	Tiempo	Sector 1	Sector 2	Sector 3	V. Max.	Elapsed
1		4:00:37.313			4:00:37.313		4:00:37.313
2		1:56.543	44.818	39.098	32.627	190.8	4:02:33.856
3		1:57.629	45.001	40.132	32.496	185.2	4:04:31.485
4		1:56.676	44.788	39.451	32.437	188.8	4:06:28.161
5		1:56.912	44.687	39.771	32.454	189.4	4:08:25.073
6		1:56.613	44.707	39.288	32.618	191.8	4:10:21.686
7		1:57.189	44.585	39.908	32.696	192.5	4:12:18.875
8		1:57.211	45.065	39.411	32.735	191.8	4:14:16.086
9		1:56.780	44.678	39.355	32.747	193.2	4:16:12.866
10		1:57.625	44.985	40.109	32.531	191.4	4:18:10.491
11		1:58.465	45.842	39.468	33.155	192.1	4:20:08.956
12		1:56.704	44.930	39.157	32.617	193.8	4:22:05.660
13		1:57.058	44.797	39.674	32.587	190.8	4:24:02.718
14		1:58.034	46.209	38.971	32.854	187.5	4:26:00.752
15		1:56.605	45.201	39.024	32.380	188.4	4:27:57.357
16		1:57.387	45.280	39.085	33.022	198.1	4:29:54.744
17		1:56.738	44.975	39.247	32.516	188.4	4:31:51.482
18		1:56.493	44.703	39.424	32.366	197.8	4:33:47.975
19		1:57.649	45.251	39.711	32.687	184.3	4:35:45.624
20		1:57.218	45.185	39.265	32.768	186.8	4:37:42.842
21		4:18.069	P 45.302	39.576	2:53.191	184.3	4:42:00.911
22		6:40.680	5:28.176	39.764	32.740	101.2	4:48:41.591
23		1:58.576	46.034	39.388	33.154	157.4	4:50:40.167
24		1:57.790	45.690	39.357	32.743	193.5	4:52:37.957
25		1:58.633	45.134	40.291	33.208	192.1	4:54:36.590
26		1:57.825	45.272	39.574	32.979	186.2	4:56:34.415
27		1:57.496	45.339	39.568	32.589	188.4	4:58:31.911
28		1:56.510	44.912	38.988	32.610	194.9	5:00:28.421
29			44.655	39.554		199.6	

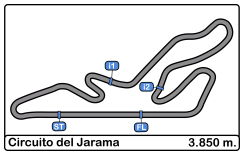

Circuito del Jarama
VI UV Endurance RACE Jarama
Carrera 8 horas resistencia
Lap Analysis 5 Hours

22 ABOGADO AMIGO TEAM — Citroen Saxo

SAXO — ABOGADO AMIGO TEAM

Vta.	D	Tiempo	Sector 1	Sector 2	Sector 3	V. Max.	Elapsed
1		4:01:51.143	P		4:01:51.143		4:01:51.143
2		6:40.862	5:16.832	46.518	37.512	86.6	4:08:32.005
3		2:15.539	52.643	45.815	37.081	156.2	4:10:47.544
4		2:13.876	51.326	45.364	37.186	159.5	4:13:01.420
5		2:12.608	50.860	44.741	37.007	162.8	4:15:14.028
6		2:11.756	50.692	44.712	36.352	162.6	4:17:25.784
7		2:11.466	49.903	44.842	36.721	169.5	4:19:37.250
8		2:11.802	50.535	44.667	36.600	163.8	4:21:49.052
9		2:11.193	50.166	44.602	36.425	162.8	4:24:00.245
10		2:13.791	51.324	44.668	37.799	165.8	4:26:14.036
11		2:11.420	49.970	44.999	36.451	167.4	4:28:25.456
12		2:11.545	50.360	44.653	36.532	166.4	4:30:37.001
13		2:11.073	50.094	44.273	36.706	166.6	4:32:48.074
14		2:11.187	50.205	44.587	36.395	165.8	4:34:59.261
15		2:12.426	50.780	44.967	36.679	165.8	4:37:11.687
16		2:11.124	50.084	44.663	36.377	166.6	4:39:22.811
17		2:11.493	50.094	45.157	36.242	166.6	4:41:34.304
18		2:11.819	50.110	44.466	37.243	167.1	4:43:46.123
19		2:10.585	49.980	44.119	36.486	166.9	4:45:56.708
20		2:11.452	50.041	44.544	36.867	166.9	4:48:08.160
21		2:10.788	49.809	44.264	36.715	168.7	4:50:18.948
22		2:09.952	49.836	44.034	36.082	166.4	4:52:28.900
23		2:12.229	50.647	45.163	36.419	162.6	4:54:41.129
24		2:11.725	49.959	44.745	37.021	169.0	4:56:52.854
25		2:12.836	50.680	45.766	36.390	162.4	4:59:05.690
26		2:10.165	49.774	44.090	36.301	169.8	5:01:15.855
27			51.073			163.6	

25 POLESTAR TEAM — Volvo 850

3 — POLESTAR TEAM

Vta.	D	Tiempo	Sector 1	Sector 2	Sector 3	V. Max.	Elapsed
1		4:02:44.050	4:01:16.665	48.139	39.246		4:02:44.050
2		2:18.635	52.132	46.110	40.393	163.8	4:05:02.685
3		2:25.125	52.785	53.503	38.837	156.0	4:07:27.810
4		2:20.939	55.994	46.504	38.441	158.3	4:09:48.749
5		2:17.841	52.551	46.860	38.430	158.3	4:12:06.590
6		2:17.755	52.395	47.065	38.295	162.6	4:14:24.345
7		2:19.295	54.860	46.751	37.684	157.4	4:16:43.640
8		2:17.886	51.449	47.685	38.752	166.4	4:19:01.526
9		2:14.127	51.555	45.096	37.476	166.1	4:21:15.653
10		2:19.119	52.132	48.247	38.740	155.1	4:23:34.772
11		2:16.993	52.477	46.643	37.873	157.2	4:25:51.765
12		2:23.513	56.665	48.211	38.637	166.9	4:28:15.278
13		2:16.874	52.971	45.973	37.930	165.3	4:30:32.152
14		2:18.202	52.068	46.130	40.004	162.1	4:32:50.354
15		2:17.430	51.675	46.957	38.798	162.1	4:35:07.784
16		2:20.952	52.989	48.178	39.785	161.4	4:37:28.736
17		2:22.049	55.592	47.536	38.921	154.9	4:39:50.785
18		4:53.826	P 53.957	46.432	3:13.437	149.5	4:44:44.611
19		8:39.592	7:12.733	47.709	39.150	84.3	4:53:24.203
20		2:25.726	53.637	50.341	41.748	161.9	4:55:49.929
21		2:15.599	52.364	45.473	37.762	172.5	4:58:05.528
22		2:17.672	53.270	46.829	37.573	167.7	5:00:23.200
23			52.841	45.828		173.6	

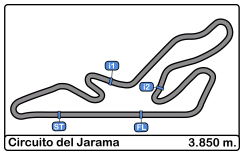

Circuito del Jarama
VI UV Endurance RACE Jarama
Carrera 8 horas resistencia
Lap Analysis 5 Hours

27 RG MOTORSPORT VW Golf MK2

2 RG MOTORSPORT

Vta.	D	Tiempo	Sector 1	Sector 2	Sector 3	V. Max.	Elapsed
1		4:02:19.500	4:00:50.293	48.302	40.905		4:02:19.500
2		2:22.101	54.578	48.914	38.609	131.7	4:04:41.601
3		2:16.030	52.310	46.267	37.453	146.1	4:06:57.631
4		2:13.447	50.728	45.725	36.994	154.2	4:09:11.078
5		2:13.535	50.934	46.033	36.568	158.5	4:11:24.613
6		2:13.242	50.859	45.529	36.854	170.0	4:13:37.855
7		2:13.344	50.744	45.812	36.788	157.8	4:15:51.199
8		2:12.661	51.262	44.600	36.799	134.4	4:18:03.860
9		2:12.909	50.266	45.070	37.573	160.4	4:20:16.769
10		2:13.443	50.766	45.983	36.694	159.5	4:22:30.212
11		2:11.236	49.947	44.571	36.718	160.7	4:24:41.448
12		2:13.189	50.492	45.266	37.431	164.6	4:26:54.637
13		2:13.440	50.110	45.636	37.694	156.2	4:29:08.077
14		2:16.671	52.600	46.922	37.149	151.2	4:31:24.748
15		2:14.820	51.622	46.383	36.815	152.9	4:33:39.568
16		2:12.079	50.479	45.085	36.515	151.4	4:35:51.647
17		2:12.841	51.305	44.501	37.035	166.1	4:38:04.488
18		2:13.438	51.330	45.032	37.076	150.0	4:40:17.926
19		2:12.600	50.258	45.134	37.208	154.0	4:42:30.526
20		2:13.950	50.324	46.615	37.011	161.9	4:44:44.476
21		2:13.894	50.639	46.230	37.025	160.4	4:46:58.370
22		2:12.721	50.658	45.235	36.828	152.5	4:49:11.091
23		2:12.961	50.489	44.992	37.480	148.5	4:51:24.052
24		2:09.690	49.730	43.945	36.015	169.5	4:53:33.742
25		2:11.943	50.438	45.010	36.495	169.5	4:55:45.685
26		2:11.172	49.631	44.835	36.706	168.2	4:57:56.857
27		2:15.237	50.901	46.603	37.733	152.7	5:00:12.094
28			51.859	47.257		147.1	

28 EMAN EGURRE RACING TEAM BMW E36 325i

3 EMAN EGURRE RACING TEAM

Vta.	D	Tiempo	Sector 1	Sector 2	Sector 3	V. Max.	Elapsed
1		4:01:30.365		4:00:52.544	37.821		4:01:30.365
2		2:13.650	50.789	45.476	37.385	150.8	4:03:44.015
3		2:12.580	50.389	44.248	37.943	161.6	4:05:56.595
4		2:10.877	50.232	43.771	36.874	164.3	4:08:07.472
5		2:14.188	50.019	46.308	37.861	172.5	4:10:21.660
6		2:14.666	52.701	44.363	37.602	158.8	4:12:36.326
7		2:10.596	49.525	43.947	37.124	171.9	4:14:46.922
8		2:10.974	50.354	43.849	36.771	174.4	4:16:57.896
9		2:14.234	50.019	44.857	39.358	171.9	4:19:12.130
10		2:13.516	51.905	44.061	37.550	160.4	4:21:25.646
11		2:09.659	49.665	43.746	36.248	169.5	4:23:35.305
12		2:09.525	49.049	43.955	36.521	174.4	4:25:44.830
13		2:08.777	49.157	43.372	36.248	170.8	4:27:53.607
14		2:12.398	50.279	43.708	38.411	166.9	4:30:06.005
15		2:08.730	49.779	42.692	36.259	173.0	4:32:14.735
16		2:09.865	49.133	44.495	36.237	172.5	4:34:24.600
17		2:08.371	49.384	43.051	35.936	179.1	4:36:32.971
18		2:09.038	49.539	43.195	36.304	168.4	4:38:42.009
19		2:09.491	49.923	43.470	36.098	169.2	4:40:51.500
20		2:10.860	49.932	43.579	37.349	172.2	4:43:02.360
21		2:08.055	49.032	42.817	36.206	172.5	4:45:10.415
22		2:09.069	49.177	43.245	36.647	166.9	4:47:19.484
23		2:11.059	49.573	44.879	36.607	166.4	4:49:30.543
24		2:11.381	49.119	44.437	37.825	177.3	4:51:41.924
25		2:11.983	50.653	43.454	37.876	163.1	4:53:53.907
26		2:08.481	49.159	43.066	36.256	177.0	4:56:02.388
27		2:07.320	48.988	42.399	35.933	170.3	4:58:09.708
28		2:09.834	49.184	44.027	36.623	175.6	5:00:19.542
29			49.062	47.611		182.4	

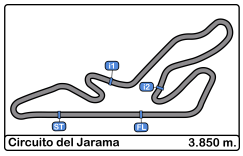

Circuito del Jarama
VI UV Endurance RACE Jarama
Carrera 8 horas resistencia
Lap Analysis 5 Hours

29 ALPHA RACING — BMW Compact

2 — ALPHA RACING

Vta.	D	Tiempo	Sector 1	Sector 2	Sector 3	V. Max.	Elapsed
1		4:01:52.354		4:01:16.110	36.244		4:01:52.354
2		2:05.644	48.150	42.003	35.491	174.4	4:03:57.998
3		2:06.291	48.892	42.352	35.047	175.0	4:06:04.289
4		2:04.886	48.060	41.682	35.144	173.0	4:08:09.175
5		2:05.888	48.665	42.160	35.063	171.7	4:10:15.063
6		2:06.733	48.057	43.695	34.981	174.1	4:12:21.796
7		2:06.512	48.314	42.885	35.313	173.0	4:14:28.308
8		2:06.739	48.799	42.907	35.033	173.0	4:16:35.047
9		4:37.083	P 48.870	43.112	3:05.101	171.7	4:21:12.130
10		8:31.163	7:12.637	42.687	35.839	87.9	4:29:43.293
11		2:07.703	47.932	42.593	37.178	173.9	4:31:50.996
12		2:06.653	48.476	42.625	35.552	175.3	4:33:57.649
13		2:06.308	48.450	42.246	35.612	174.1	4:36:03.957
14		2:05.657	48.035	42.083	35.539	174.7	4:38:09.614
15		2:23.972	P 52.943	45.327	45.702	143.0	4:40:33.586
16		5:56.028	4:38.859	41.968	35.201	92.3	4:46:29.614
17		2:04.676	47.510	41.636	35.530	177.0	4:48:34.290
18		2:05.483	48.228	42.064	35.191	173.0	4:50:39.773
19		2:05.745	48.150	42.460	35.135	176.1	4:52:45.518
20		2:05.479	47.770	42.028	35.681	174.7	4:54:50.997
21		2:04.953	47.698	41.984	35.271	173.9	4:56:55.950
22		2:05.966	47.927	42.877	35.162	175.0	4:59:01.916
23		2:04.837	48.080	41.891	34.866	176.1	5:01:06.753
24			47.872			175.6	

30 PLIPETTI'S RACING TEAM — VW Golf GTI

2 — PLIPETTI'S RACING TEAM

Vta.	D	Tiempo	Sector 1	Sector 2	Sector 3	V. Max.	Elapsed
1		4:02:23.667	4:01:02.548	44.482	36.637		4:02:23.667
2		2:10.289	49.577	44.389	36.323	171.7	4:04:33.956
3		2:09.447	49.903	43.531	36.013	175.6	4:06:43.403
4		2:09.104	49.137	44.008	35.959	168.4	4:08:52.507
5		2:08.542	49.302	43.710	35.530	171.9	4:11:01.049
6		2:08.908	49.019	43.956	35.933	175.6	4:13:09.957
7		2:08.860	49.019	43.550	36.291	173.3	4:15:18.817
8		2:10.526	50.248	44.213	36.065	166.1	4:17:29.343
9		2:09.995	49.588	44.451	35.956	174.7	4:19:39.338
10		2:09.988	49.440	44.501	36.047	166.9	4:21:49.326
11		2:10.428	48.956	44.692	36.780	172.5	4:23:59.754
12		2:16.968	52.549	46.808	37.611	160.9	4:26:16.722
13		2:16.390	52.159	46.301	37.930	143.6	4:28:33.112
14		2:16.280	52.902	46.850	36.528	133.1	4:30:49.392
15		2:10.929	50.368	43.932	36.629	157.2	4:33:00.321
16		2:10.261	50.107	44.046	36.108	156.7	4:35:10.582
17		2:11.621	49.576	45.722	36.323	170.0	4:37:22.203
18		2:09.699	49.534	44.271	35.894	171.7	4:39:31.902
19		2:08.330	48.910	43.751	35.669	172.2	4:41:40.232
20		2:07.882	48.838	43.319	35.725	174.4	4:43:48.114
21		2:08.669	48.880	44.020	35.769	170.6	4:45:56.783
22		2:09.901	49.400	43.960	36.541	168.2	4:48:06.684
23		2:09.873	50.047	43.611	36.215	168.2	4:50:16.557
24		2:10.476	49.494	45.187	35.795	166.1	4:52:27.033
25		2:09.886	49.909	43.785	36.192	163.6	4:54:36.919
26		2:08.787	49.135	43.645	36.007	168.4	4:56:45.706
27		2:15.403	52.319	45.885	37.199	158.8	4:59:01.109
28		2:12.932	50.244	45.136	37.552	163.3	5:01:14.041
29			53.596			141.9	

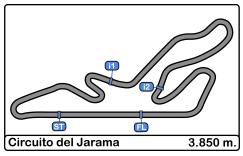

Circuito del Jarama
VI UV Endurance RACE Jarama
Carrera 8 horas resistencia
Lap Analysis 5 Hours

31 EB RACING BMW 325i E36

3 EB RACING

Vta.	D	Tiempo	Sector 1	Sector 2	Sector 3	V. Max.	Elapsed
1		4:02:03.821	4:00:48.435	41.249	34.137		4:02:03.821
2		2:03.366	47.782	41.474	34.110	170.8	4:04:07.187
3		2:02.758	47.238	41.155	34.365	168.7	4:06:09.945
4		2:02.679	47.312	40.941	34.426	174.7	4:08:12.624
5		2:04.030	47.735	42.088	34.207	175.6	4:10:16.654
6		2:04.024	47.290	41.522	35.212	177.3	4:12:20.678
7		2:04.016	47.889	41.315	34.812	174.7	4:14:24.694
8		2:04.653	47.717	42.585	34.351	169.8	4:16:29.347
9		2:03.766	47.639	41.514	34.613	176.7	4:18:33.113
10		2:04.285	47.693	41.864	34.728	165.1	4:20:37.398
11		2:04.289	47.979	41.659	34.651	164.8	4:22:41.687
12		2:04.156	47.682	41.708	34.766	167.1	4:24:45.843
13		2:04.232	47.792	41.757	34.683	175.3	4:26:50.075
14		2:03.512	47.534	41.311	34.667	173.3	4:28:53.587
15		2:03.765	48.584	41.108	34.073	171.1	4:30:57.352
16		2:03.504	47.351	41.460	34.693	183.6	4:33:00.856
17		2:03.140	47.447	41.216	34.477	171.4	4:35:03.996
18		2:03.746	47.404	41.842	34.500	174.4	4:37:07.742
19		2:02.484	47.050	41.084	34.350	178.8	4:39:10.226
20		2:02.644	46.788	41.348	34.508	182.1	4:41:12.870
21		2:03.095	47.303	41.427	34.365	175.8	4:43:15.965
22		2:03.994	47.139	41.651	35.204	177.9	4:45:19.959
23		2:02.840	47.215	41.011	34.614	185.5	4:47:22.799
24		2:03.587	47.517	41.760	34.310	168.2	4:49:26.386
25		2:04.225	47.733	41.766	34.726	171.7	4:51:30.611
26		2:04.304	48.017	41.744	34.543	170.6	4:53:34.915
27		6:30.330	P 47.873	42.110	5:00.347	166.9	5:00:05.245

32 PUNTAL PRODUCTIONS BMW 325i E36

3 PUNTAL PRODUCTIONS

Vta.	D	Tiempo	Sector 1	Sector 2	Sector 3	V. Max.	Elapsed
1		4:02:03.506	4:00:47.835	41.269	34.402		4:02:03.506
2		2:24.814	47.590	1:02.399	34.825	170.3	4:04:28.320
3		2:03.682	46.794	41.472	35.416	181.2	4:06:32.002
4		2:04.950	47.669	42.930	34.351	187.1	4:08:36.952
5		2:05.532	48.164	42.533	34.835	172.2	4:10:42.484
6		2:02.844	47.137	41.139	34.568	181.2	4:12:45.328
7		2:03.220	47.031	41.436	34.753	183.3	4:14:48.548
8		2:03.856	46.889	41.643	35.324	185.5	4:16:52.404
9		2:03.429	47.272	41.388	34.769	177.3	4:18:55.833
10		2:03.269	46.989	41.405	34.875	178.8	4:20:59.102
11		2:03.107	47.308	41.426	34.373	180.9	4:23:02.209
12		2:02.460	46.998	40.871	34.591	180.9	4:25:04.669
13		2:03.021	47.303	41.112	34.606	181.5	4:27:07.690
14		2:02.798	47.081	41.315	34.402	181.8	4:29:10.488
15		2:03.185	47.119	41.520	34.546	181.8	4:31:13.673
16		2:03.797	47.420	41.444	34.933	182.4	4:33:17.470
17		2:03.942	47.120	41.495	35.327	183.0	4:35:21.412
18		2:02.701	46.976	41.379	34.346	186.2	4:37:24.113
19		2:02.819	46.952	41.444	34.423	189.1	4:39:26.932
20		2:03.521	46.981	41.157	35.383	187.5	4:41:30.453
21		2:02.713	47.086	41.274	34.353	185.2	4:43:33.166
22		2:03.930	47.199	41.365	35.366	184.9	4:45:37.096
23		2:04.805	47.955	41.524	35.326	175.6	4:47:41.901
24		2:04.031	47.795	41.638	34.598	187.1	4:49:45.932
25		2:04.743	47.579	42.156	35.008	177.6	4:51:50.675
26		4:33.254	P 47.358	41.423	3:04.473	176.4	4:56:23.929

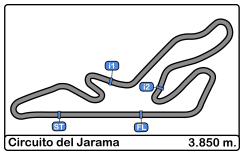

Circuito del Jarama
VI UV Endurance RACE Jarama
Carrera 8 horas resistencia
Lap Analysis 5 Hours

33 AMAZON SPORT 1 — VW Golf MK3

2 — AMAZON SPORT 1

Vta.	D	Tiempo	Sector 1	Sector 2	Sector 3	V. Max.	Elapsed
1		4:04:07.519	P		4:04:07.519		4:04:07.519
2		10:28.601	9:02.154	48.274	38.173	80.8	4:14:36.120
3		2:17.632	51.304	46.711	39.617	172.2	4:16:53.752
4		2:19.262	51.742	46.702	40.818	179.1	4:19:13.014
5		2:14.728	51.454	44.373	38.901	173.6	4:21:27.742
6		2:12.912	51.003	44.433	37.476	176.7	4:23:40.654
7		2:12.217	50.476	44.503	37.238	183.0	4:25:52.871
8		2:14.457	51.828	45.329	37.300	174.4	4:28:07.328
9		2:12.299	50.514	44.711	37.074	175.6	4:30:19.627
10		2:13.280	50.094	44.429	38.757	185.2	4:32:32.907
11		2:11.673	50.827	43.637	37.209	174.1	4:34:44.580
12		2:10.218	49.860	43.654	36.704	182.4	4:36:54.798
13		2:10.079	49.775	43.854	36.450	183.9	4:39:04.877
14		2:11.442	50.267	44.306	36.869	183.3	4:41:16.319
15		2:10.728	49.940	44.158	36.630	179.1	4:43:27.047
16		2:12.558	50.214	43.839	38.505	183.9	4:45:39.605
17		2:11.060	49.662	44.344	37.054	180.3	4:47:50.665
18		2:09.241	49.478	43.244	36.519	183.9	4:49:59.906
19		2:09.237	49.337	43.318	36.582	180.9	4:52:09.143
20		2:09.491	49.735	43.334	36.422	182.1	4:54:18.634
21		2:08.109	49.108	42.975	36.026	184.3	4:56:26.743
22		2:10.167	49.315	44.547	36.305	177.9	4:58:36.910
23		2:09.440	49.709	43.558	36.173	174.7	5:00:46.350
24			49.033	43.259		183.3	

34 RRB COMPETICION — Renault Clio

2 — RRB COMPETICION

Vta.	D	Tiempo	Sector 1	Sector 2	Sector 3	V. Max.	Elapsed
1		4:02:27.099	4:01:10.396	41.653	35.050		4:02:27.099
2		2:09.658	48.125	45.014	36.519	166.6	4:04:36.757
3		19:18.614	P 58.211		19:55.133	160.7	4:23:55.371
4		6:07.475	4:49.706	43.205	34.564	65.6	4:30:02.846
5		2:03.464	46.856	42.659	33.949	179.4	4:32:06.310
6		2:01.545	47.045	40.766	33.734	180.3	4:34:07.855
7		2:01.625	46.957	40.575	34.093	185.8	4:36:09.480
8		2:03.041	46.861	41.489	34.691	184.6	4:38:12.521
9		2:03.468	48.257	40.914	34.297	176.1	4:40:15.989
10		2:01.158	46.621	40.445	34.092	178.8	4:42:17.147
11		2:01.933	46.919	40.805	34.209	179.1	4:44:19.080
12		2:02.579	47.171	41.209	34.199	180.6	4:46:21.659
13		2:02.294	46.933	40.968	34.393	179.1	4:48:23.953
14		2:02.449	47.437	40.931	34.081	176.7	4:50:26.402
15		2:02.602	46.978	41.219	34.405	184.3	4:52:29.004
16		2:03.665	47.692	41.015	34.958	168.4	4:54:32.669
17		2:04.336	47.337	40.862	36.137	179.1	4:56:37.005
18		2:02.474	47.180	41.140	34.154	183.0	4:58:39.479
19		2:03.322	47.558	41.297	34.467	184.3	5:00:42.801
20			47.203	41.371		181.2	

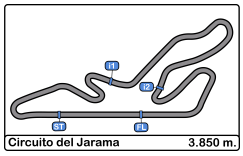

Circuito del Jarama
VI UV Endurance RACE Jarama
Carrera 8 horas resistencia
Lap Analysis 5 Hours

40 UV-TEC Citroen Saxo

SAXO UV-TEC

Vta.	D	Tiempo	Sector 1	Sector 2	Sector 3	V. Max.	Elapsed
1		4:06:14.477	4:04:46.796	47.744	39.937	76.4	4:06:14.477
2		2:20.633	54.575	47.984	38.074	161.9	4:08:35.110
3		2:18.488	53.423	45.925	39.140	161.9	4:10:53.598
4		2:21.537	52.919	48.631	39.987	162.4	4:13:15.135
5		2:17.802	52.522	46.178	39.102	161.1	4:15:32.937
6		2:18.938	53.877	46.414	38.647	166.6	4:17:51.875
7		2:16.547	52.096	46.043	38.408	167.9	4:20:08.422
8		2:16.631	52.299	46.025	38.307	161.9	4:22:25.053
9		2:17.953	52.273	46.279	39.401	166.6	4:24:43.006
10		2:16.779	52.349	45.954	38.476	168.7	4:26:59.785
11		2:19.806	53.357	47.295	39.154	162.1	4:29:19.591
12		2:18.000	52.402	47.043	38.555	152.5	4:31:37.591
13		2:16.874	52.574	46.210	38.090	164.6	4:33:54.465
14		2:17.627	53.046	46.026	38.555	166.6	4:36:12.092
15		2:19.484	52.832	48.275	38.377	158.8	4:38:31.576
16		2:16.767	52.548	46.314	37.905	163.3	4:40:48.343
17		2:19.482	52.784	49.059	37.639	164.3	4:43:07.825
18		2:20.075	52.024	49.814	38.237	160.9	4:45:27.900
19		3:44.199	P 53.268	48.192	2:02.739	159.5	4:49:12.099

46 UV-SAYAGO Citroen Saxo

SAXO UV-SAYAGO

Vta.	D	Tiempo	Sector 1	Sector 2	Sector 3	V. Max.	Elapsed
1		4:02:25.615	4:00:56.440	49.017	40.158		4:02:25.615
2		2:22.847	56.081	47.808	38.958	141.9	4:04:48.462
3		2:20.492	52.811	48.762	38.919	154.5	4:07:08.954
4		2:21.618	53.442	47.947	40.229	145.3	4:09:30.572
5		2:24.868	57.120	49.139	38.609	152.1	4:11:55.440
6		2:21.195	54.943	47.639	38.613	133.9	4:14:16.635
7		2:22.653	54.059	49.888	38.706	149.3	4:16:39.288
8		2:22.113	53.369	47.370	41.374	151.0	4:19:01.401
9		2:18.632	53.134	46.243	39.255	147.3	4:21:20.033
10		2:22.354	54.395	48.098	39.861	154.9	4:23:42.387
11		2:21.810	52.403	48.168	41.239	157.4	4:26:04.197
12		2:23.900	53.804	50.521	39.575	159.2	4:28:28.097
13		2:19.473	53.876	47.388	38.209	156.0	4:30:47.570
14		2:23.168	54.748	49.572	38.848	157.2	4:33:10.738
15		2:22.310	56.221	47.068	39.021	149.7	4:35:33.048
16		2:19.071	53.332	47.985	37.754	146.9	4:37:52.119
17		2:18.046	52.509	46.912	38.625	150.0	4:40:10.165
18		2:15.439	51.302	46.523	37.614	158.5	4:42:25.604
19		2:20.207	53.635	49.276	37.296	157.2	4:44:45.811
20		2:14.112	50.561	46.673	36.878	160.2	4:46:59.923
21		2:13.030	50.726	45.251	37.053	163.1	4:49:12.953
22		2:13.784	50.412	46.592	36.780	164.8	4:51:26.737
23		2:36.478	1:09.372	49.279	37.827	167.4	4:54:03.215
24		2:14.965	51.764	45.843	37.358	153.1	4:56:18.180
25		2:18.335	51.915	46.775	39.645	162.1	4:58:36.515
26		2:24.657	58.487	48.074	38.096	147.1	5:01:01.172
27			56.659			147.5	

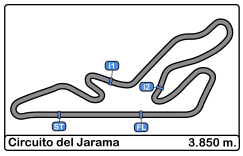

Circuito del Jarama
VI UV Endurance RACE Jarama
Carrera 8 horas resistencia
Analysis by Lap 5 Hours

Lap 1

Num	Lap Time	Gap
21	4:00:37.313	
19	4:00:42.133	04.820
6	4:00:51.302	13.989
14	4:00:57.577	20.264
11	4:00:57.990	20.677
5	4:01:08.306	30.993
20	4:01:10.474	33.161
16	4:01:21.303	43.990
28	4:01:30.365	53.052
9	4:01:50.977	1:13.664
22	4:01:51.143	1:13.830
29	4:01:52.354	1:15.041
3	4:01:57.356	1:20.043
32	4:02:03.506	1:26.193
31	4:02:03.821	1:26.508
7	4:02:13.496	1:36.183
12	4:02:17.260	1:39.947
27	4:02:19.500	1:42.187
30	4:02:23.667	1:46.354
46	4:02:25.615	1:48.302
34	4:02:27.099	1:49.786

Lap 2

Num	Lap Time	Gap
21	1:56.543	
19	1:57.394	05.671
25	4:02:44.050	1 Lap
11	1:59.801	23.935
6	2:09.861	27.307
14	2:07.223	30.944
5	2:08.056	42.506
20	2:05.904	42.522
16	2:00.666	48.113
28	2:13.650	1:10.159
17	4:03:51.175	1 Lap
9	2:01.367	1:18.488
29	2:05.644	1:24.142
3	2:08.117	1:31.617
31	2:03.366	1:33.331
33	4:04:07.519	1 Lap
12	2:04.334	1:47.738
7	2:09.170	1:48.810
32	2:24.814	1:54.464

Lap 3

Num	Lap Time	Gap
21	1:57.629	
30	2:10.289	1 Lap
34	2:09.658	1 Lap
19	1:58.032	06.074
27	2:22.101	1 Lap
46	2:22.847	1 Lap
11	2:01.387	27.693
2	4:04:59.834	2 Laps
25	2:18.635	1 Lap
6	2:08.554	38.232
14	2:06.479	39.794
20	2:05.396	50.289
16	1:59.929	50.413
5	2:09.140	54.017
9	2:02.531	1:23.390
28	2:12.580	1:25.110
17	2:09.877	1 Lap
29	2:06.291	1:32.804
31	2:02.758	1:38.460
10	4:06:11.362	2 Laps
40	4:06:14.477	2 Laps
3	2:10.017	1:44.005
12	2:02.586	1:52.695

Lap 4

Num	Lap Time	Gap
21	1:56.676	
7	2:08.765	1 Lap
32	2:03.682	1 Lap
19	1:57.264	06.662
30	2:09.447	1 Lap
27	2:16.030	1 Lap
11	2:01.753	32.770
2	2:03.261	2 Laps
46	2:20.492	1 Lap
14	2:05.872	48.990
6	2:09.104	50.660
16	2:01.048	54.785
25	2:25.125	1 Lap
20	2:08.246	1:01.859
5	2:08.263	1:05.604
9	2:01.966	1:28.680
28	2:10.877	1:39.311
29	2:04.886	1:41.014
17	2:08.779	1 Lap
31	2:02.679	1:44.463

Lap 5

Num	Lap Time	Gap
21	1:56.912	
3	2:11.738	1 Lap
12	2:03.379	1 Lap
22	6:40.862	3 Laps
19	1:59.834	09.584
40	2:20.633	3 Laps
32	2:04.950	1 Lap
7	2:10.097	1 Lap
30	2:09.104	1 Lap
11	2:00.737	36.595
2	2:02.980	2 Laps
27	2:13.447	1 Lap
14	2:04.636	56.714
16	2:00.628	58.501
6	2:07.654	1:01.402
46	2:21.618	1 Lap
20	2:07.373	1:12.320
5	2:08.225	1:16.917
25	2:20.939	1 Lap
9	2:01.260	1:33.028
29	2:05.888	1:49.990
31	2:04.030	1:51.581
28	2:14.188	1:56.587

Lap 6

Num	Lap Time	Gap
21	1:56.613	
17	2:12.089	2 Laps
12	2:02.627	1 Lap
19	1:58.180	11.151
3	2:08.946	1 Lap
32	2:05.532	1 Lap
22	2:15.539	3 Laps
7	2:10.209	1 Lap
40	2:18.488	3 Laps
30	2:08.542	1 Lap
11	2:02.681	42.663
2	2:03.164	2 Laps
16	2:00.794	1:02.682
27	2:13.535	1 Lap
14	2:04.747	1:04.848
6	2:07.377	1:12.166
20	2:07.668	1:23.375
5	2:08.192	1:28.496
46	2:24.868	1 Lap
9	2:01.603	1:38.018
25	2:17.841	1 Lap

Lap 7

Num	Lap Time	Gap
21	1:57.189	
31	2:04.024	1 Lap
29	2:06.733	1 Lap
19	1:57.401	11.363
17	2:09.841	2 Laps
12	2:03.466	1 Lap
28	2:14.666	1 Lap
3	2:07.618	1 Lap
32	2:02.844	1 Lap
22	2:13.876	3 Laps
7	2:09.965	1 Lap
11	2:03.882	49.356
30	2:08.908	1 Lap
2	2:03.211	2 Laps
40	2:21.537	3 Laps
10	7:09.803	5 Laps
16	2:01.157	1:06.650
14	2:03.754	1:11.413
27	2:13.242	1 Lap
6	2:09.127	1:24.104
5	2:08.180	1:39.487
9	2:01.416	1:42.245
20	2:16.330	1:42.516

Lap 8

Num	Lap Time	Gap
21	1:57.211	
46	2:21.195	2 Laps
25	2:17.755	2 Laps
31	2:04.016	1 Lap
19	1:57.724	11.876
29	2:06.512	1 Lap
33	10:28.601	6 Laps
12	2:03.528	1 Lap
17	2:08.200	2 Laps
28	2:10.596	1 Lap
32	2:03.220	1 Lap
3	2:08.309	1 Lap
11	2:02.282	54.427
7	2:10.255	1 Lap
22	2:12.608	3 Laps
2	2:02.324	2 Laps
30	2:08.860	1 Lap
16	2:00.551	1:09.990
10	2:08.923	5 Laps
40	2:17.802	3 Laps
14	2:04.126	1:18.328
27	2:13.344	1 Lap
6	2:08.521	1:35.414
9	2:02.118	1:47.152
5	2:10.385	1:52.661

Lap 9

Num	Lap Time	Gap
21	1:56.780	
19	1:57.119	12.215
31	2:04.653	1 Lap
29	2:06.739	1 Lap
46	2:22.653	2 Laps
12	2:03.415	1 Lap
25	2:19.295	2 Laps
17	2:07.984	2 Laps

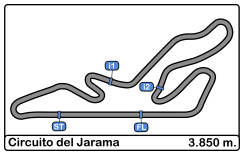

Circuito del Jarama
VI UV Endurance RACE Jarama
Carrera 8 horas resistencia
Analysis by Lap 5 Hours

Num	Lap Time	Gap
32	2:03.856	1 Lap
33	2:17.632	6 Laps
28	2:10.974	1 Lap
3	2:08.296	1 Lap
11	2:01.621	59.268
2	2:02.850	2 Laps
7	2:09.675	1 Lap
16	1:59.268	1:12.478
22	2:11.756	3 Laps
30	2:10.526	1 Lap
10	2:08.223	5 Laps
14	2:04.227	1:25.775
40	2:18.938	3 Laps
6	2:09.407	1:48.041
27	2:12.661	1 Lap
9	2:01.260	1:51.632

Lap 10

Num	Lap Time	Gap
21	1:57.625	
5	2:07.766	1 Lap
19	1:57.279	11.869
31	2:03.766	1 Lap
12	2:02.642	1 Lap
20	4:51.519	2 Laps
32	2:03.429	1 Lap
17	2:09.415	2 Laps
46	2:22.113	2 Laps
25	2:17.886	2 Laps
3	2:11.066	1 Lap
28	2:14.234	1 Lap
33	2:19.262	6 Laps
11	2:03.069	1:04.712
2	2:02.920	2 Laps
16	1:59.878	1:14.731
7	2:08.958	1 Lap
22	2:11.466	3 Laps
30	2:09.995	1 Lap
14	2:03.192	1:31.342
10	2:07.231	5 Laps
9	2:01.441	1:55.448

Lap 11

Num	Lap Time	Gap
21	1:58.465	
6	2:08.926	1 Lap
27	2:12.909	2 Laps
19	1:58.035	11.439
5	2:08.325	1 Lap
31	2:04.285	1 Lap
12	2:02.776	1 Lap
32	2:03.269	1 Lap
17	2:07.114	2 Laps
20	2:14.931	2 Laps
29	4:37.083	2 Laps
25	2:14.127	2 Laps
11	2:01.890	1:08.137
46	2:18.632	2 Laps
3	2:08.660	1 Lap
2	2:03.881	2 Laps
16	2:00.351	1:16.617
28	2:13.516	1 Lap
33	2:14.728	6 Laps
7	2:09.709	1 Lap
14	2:04.104	1:36.981
22	2:11.802	3 Laps
30	2:09.988	1 Lap
10	2:07.985	5 Laps

Lap 12

Num	Lap Time	Gap
21	1:56.704	
9	2:01.823	1 Lap
19	1:56.730	11.465
6	2:09.870	1 Lap
40	2:16.631	4 Laps
27	2:13.443	2 Laps
5	2:08.587	1 Lap
31	2:04.289	1 Lap
12	2:02.188	1 Lap
32	2:03.107	1 Lap
17	2:06.703	2 Laps

Lap 13

Num	Lap Time	Gap
21	1:57.058	
9	2:01.410	1 Lap
19	1:56.507	10.914
6	2:10.011	1 Lap
27	2:11.236	2 Laps
5	2:08.539	1 Lap
40	2:17.953	4 Laps
31	2:04.156	1 Lap
12	2:01.361	1 Lap
32	2:02.460	1 Lap
11	1:59.341	1:12.024
17	2:06.865	2 Laps
16	1:59.942	1:24.244
2	2:02.610	2 Laps
20	2:13.630	2 Laps
3	2:07.377	1 Lap
28	2:09.525	1 Lap
25	2:16.993	2 Laps
33	2:12.217	6 Laps
14	2:04.867	1:52.259

Lap 14

Num	Lap Time	Gap
21	1:58.034	
7	2:10.328	2 Laps
46	2:21.810	3 Laps
10	2:08.001	6 Laps
19	1:56.944	09.824
9	2:02.599	1 Lap
22	2:13.791	4 Laps
30	2:16.968	2 Laps
6	2:07.864	1 Lap
31	2:04.232	1 Lap
5	2:08.321	1 Lap
12	2:02.423	1 Lap
27	2:13.189	2 Laps
40	2:16.779	4 Laps
32	2:03.021	1 Lap
11	2:00.881	1:14.871
17	2:07.250	2 Laps
16	2:01.136	1:27.346
2	2:02.852	2 Laps
3	2:07.688	1 Lap
20	2:12.145	2 Laps
28	2:08.777	1 Lap

Lap 15

Num	Lap Time	Gap
21	1:56.605	
14	2:05.346	1 Lap
33	2:14.457	7 Laps
19	1:57.372	10.591
7	2:10.099	2 Laps
9	2:01.734	1 Lap
25	2:23.513	3 Laps
10	2:08.786	6 Laps
22	2:11.420	4 Laps
46	2:23.900	3 Laps
30	2:16.390	2 Laps
6	2:09.128	1 Lap
31	2:03.512	1 Lap
12	2:02.168	1 Lap
5	2:08.349	1 Lap
27	2:13.440	2 Laps
32	2:02.798	1 Lap
11	2:00.593	1:18.859
40	2:19.806	4 Laps
16	2:00.578	1:31.319
17	2:07.331	2 Laps
2	2:02.853	2 Laps
29	8:31.163	5 Laps
3	2:07.899	1 Lap

Lap 16

Num	Lap Time	Gap
21	1:57.387	
20	2:11.692	3 Laps
34	6:07.475	12 Laps
19	1:56.959	10.163
14	2:04.945	1 Lap
28	2:12.398	2 Laps
9	2:02.533	1 Lap
33	2:12.299	7 Laps
7	2:09.974	2 Laps
10	2:07.634	6 Laps
25	2:16.874	3 Laps
22	2:11.545	4 Laps
46	2:19.473	3 Laps
30	2:16.280	2 Laps
6	2:07.799	1 Lap
12	2:02.288	1 Lap
31	2:03.765	1 Lap
5	2:08.085	1 Lap
32	2:03.185	1 Lap
11	2:01.958	1:23.430
27	2:16.671	2 Laps
16	2:00.010	1:33.942
40	2:18.000	4 Laps
17	2:06.367	2 Laps
2	2:02.322	2 Laps
29	2:07.703	5 Laps

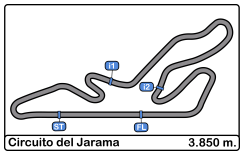

Circuito del Jarama
VI UV Endurance RACE Jarama
Carrera 8 horas resistencia
Analysis by Lap 5 Hours

Lap 17

Num	Lap Time	Gap
21	1:56.738	
3	2:07.546	2 Laps
19	1:56.463	09.888
34	2:03.464	12 Laps
14	2:03.899	1 Lap
20	2:12.405	3 Laps
28	2:08.730	2 Laps
9	2:02.373	1 Lap
7	2:09.891	2 Laps
10	2:07.464	6 Laps
33	2:13.280	7 Laps
22	2:11.073	4 Laps
25	2:18.202	3 Laps
12	2:02.637	1 Lap
30	2:10.929	2 Laps
31	2:03.504	1 Lap
6	2:08.500	1 Lap
46	2:23.168	3 Laps
5	2:09.069	1 Lap
11	1:58.207	1:24.899
32	2:03.797	1 Lap
16	2:00.187	1:37.391
27	2:14.820	2 Laps
2	2:03.294	2 Laps
17	2:07.248	2 Laps

Lap 18

Num	Lap Time	Gap
21	1:56.493	
40	2:16.874	5 Laps
29	2:06.653	6 Laps
3	2:07.025	2 Laps
34	2:01.545	12 Laps
14	2:04.956	1 Lap
20	2:09.731	3 Laps
9	2:02.948	1 Lap
28	2:09.865	2 Laps
10	2:06.670	6 Laps
7	2:09.645	2 Laps
33	2:11.673	7 Laps
22	2:11.187	4 Laps
12	2:02.717	1 Lap
31	2:03.140	1 Lap
25	2:17.430	3 Laps
30	2:10.261	2 Laps
6	2:08.082	1 Lap
11	1:59.247	1:27.653
32	2:03.942	1 Lap
5	2:08.891	1 Lap
16	1:59.557	1:40.455
46	2:22.310	3 Laps

Lap 19

Num	Lap Time	Gap
21	1:57.649	
2	2:03.381	3 Laps
27	2:12.079	3 Laps
17	2:07.047	3 Laps
29	2:06.308	6 Laps
34	2:01.625	12 Laps
40	2:17.627	5 Laps
3	2:07.493	2 Laps
14	2:04.288	1 Lap
9	2:02.747	1 Lap
19	4:26.310	1 Lap
20	2:10.383	3 Laps
28	2:08.371	2 Laps
10	2:07.301	6 Laps
7	2:09.688	2 Laps
33	2:10.218	7 Laps
12	2:02.344	1 Lap
31	2:03.746	1 Lap
22	2:12.426	4 Laps
11	2:02.880	1:32.884
6	2:09.508	1 Lap
30	2:11.621	2 Laps
32	2:02.701	1 Lap
25	2:20.952	3 Laps
16	2:00.328	1:43.134
5	2:09.202	1 Lap

Lap 20

Num	Lap Time	Gap
21	1:57.218	
46	2:19.071	4 Laps
2	2:06.526	3 Laps
17	2:07.169	3 Laps
27	2:12.841	3 Laps
29	2:05.657	6 Laps
34	2:03.041	12 Laps
3	2:06.945	2 Laps
14	2:04.099	1 Lap
9	2:02.375	1 Lap
40	2:19.484	5 Laps
20	2:09.362	3 Laps
28	2:09.038	2 Laps
10	2:07.268	6 Laps
7	2:08.828	2 Laps
33	2:10.079	7 Laps
12	2:02.673	1 Lap
31	2:02.484	1 Lap
11	2:01.007	1:36.673
22	2:11.124	4 Laps
32	2:02.819	1 Lap
16	1:59.945	1:45.861
6	2:09.772	1 Lap
30	2:09.699	2 Laps
5	2:09.041	1 Lap
25	2:22.049	3 Laps
2	2:03.362	2 Laps
17	2:07.294	2 Laps
46	2:18.046	3 Laps
34	2:03.468	11 Laps
27	2:13.438	2 Laps
14	2:05.189	2:44.857
9	2:02.029	2:45.668
3	2:08.036	1 Lap
29	2:23.972	5 Laps
40	2:16.767	4 Laps
28	2:09.491	1 Lap
20	2:12.717	2 Laps
10	2:08.599	5 Laps
7	2:09.409	1 Lap
12	2:02.652	3:26.622
31	2:02.644	3:30.028
33	2:11.442	6 Laps

Lap 21

Num	Lap Time	Gap
11	2:00.547	
16	2:01.208	09.849
32	2:03.521	1 Lap
22	2:11.493	4 Laps
6	2:06.984	1 Lap
30	2:08.330	2 Laps
5	2:08.422	1 Lap
2	2:04.295	2 Laps
21	4:18.069	40.849
17	2:07.462	2 Laps
34	2:01.158	11 Laps
46	2:15.439	3 Laps
9	2:01.937	1:10.385
27	2:12.600	2 Laps
14	2:05.038	1:12.675
3	2:05.691	1 Lap
1	4:42:43.709	20 Laps
19	6:31.426	2 Laps
28	2:10.860	1 Lap
20	2:11.456	2 Laps
40	2:19.482	4 Laps
10	2:08.660	5 Laps
12	2:04.504	1:53.906
31	2:03.095	1:55.903
7	2:09.899	1 Lap

Lap 22

Num	Lap Time	Gap
11	2:01.689	
33	2:10.728	7 Laps
32	2:02.713	1 Lap
16	2:04.573	12.733
22	2:11.819	4 Laps
6	2:08.861	1 Lap
30	2:07.882	2 Laps
5	2:07.956	1 Lap
2	2:04.207	2 Laps
34	2:01.933	11 Laps
17	2:07.712	2 Laps
9	2:02.735	1:11.431
14	2:04.655	1:15.641
3	2:06.384	1 Lap
27	2:13.950	2 Laps
25	4:53.826	4 Laps
46	2:20.207	3 Laps
19	1:56.903	2 Laps
1	2:14.546	20 Laps
28	2:08.055	1 Lap
20	2:08.603	2 Laps
10	2:07.893	5 Laps
12	2:05.891	1:58.108
31	2:03.994	1:58.208

Lap 23

Num	Lap Time	Gap
11	2:01.485	
40	2:20.075	5 Laps
7	2:11.576	2 Laps
32	2:03.930	1 Lap
16	2:02.716	13.964
33	2:12.558	7 Laps
6	2:07.687	1 Lap
22	2:10.585	4 Laps
30	2:08.669	2 Laps
5	2:07.742	1 Lap
2	2:04.658	2 Laps
34	2:02.579	11 Laps
29	5:56.028	7 Laps
17	2:08.084	2 Laps
9	2:03.353	1:13.299
14	2:04.741	1:18.897
3	2:05.831	1 Lap
19	1:56.415	2 Laps
27	2:13.894	2 Laps
46	2:14.112	3 Laps
1	2:09.391	20 Laps

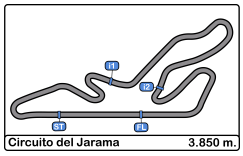

Circuito del Jarama
VI UV Endurance RACE Jarama
Carrera 8 horas resistencia
Analysis by Lap 5 Hours

Num	Lap Time	Gap
28	2:09.069	1 Lap
20	2:08.956	2 Laps
31	2:02.840	1:59.563
10	2:07.980	5 Laps

Lap 24

Num	Lap Time	Gap
11	2:04.748	
16	2:00.151	09.367
7	2:10.887	2 Laps
32	2:04.805	1 Lap
33	2:11.060	7 Laps
6	2:08.681	1 Lap
30	2:09.901	2 Laps
22	2:11.452	4 Laps
2	2:04.652	2 Laps
5	2:08.303	1 Lap
34	2:02.294	11 Laps
29	2:04.676	7 Laps
17	2:06.202	2 Laps
9	2:01.368	1:09.919
21	6:40.680	2 Laps
14	2:05.005	1:19.154
19	1:55.658	2 Laps
3	2:06.362	1 Lap
27	2:12.721	2 Laps
40	3:44.199	5 Laps
46	2:13.030	3 Laps
1	2:07.350	20 Laps
31	2:03.587	1:58.402
28	2:11.059	1 Lap
20	2:10.830	2 Laps

Lap 25

Num	Lap Time	Gap
11	2:05.826	
10	2:08.154	6 Laps
16	2:01.126	04.667
32	2:04.031	1 Lap
7	2:10.730	2 Laps
33	2:09.241	7 Laps
6	2:07.755	1 Lap
30	2:09.873	2 Laps
2	2:05.329	2 Laps
22	2:10.788	4 Laps
5	2:07.936	1 Lap
34	2:02.449	11 Laps
29	2:05.483	7 Laps
9	2:01.893	1:05.986
21	1:58.576	2 Laps
19	1:55.095	2 Laps
17	2:07.905	2 Laps
14	2:04.457	1:17.785
3	2:08.947	1 Lap
1	2:08.319	20 Laps
27	2:12.961	2 Laps
46	2:13.784	3 Laps
31	2:04.225	1:56.801
12	6:12.902	2 Laps

Lap 26

Num	Lap Time	Gap
11	2:03.315	
16	2:02.097	03.449
28	2:11.381	2 Laps
10	2:08.301	6 Laps
20	2:13.813	3 Laps
32	2:04.743	1 Lap
7	2:10.850	2 Laps
33	2:09.237	7 Laps
6	2:08.859	1 Lap
2	2:07.240	2 Laps
30	2:10.476	2 Laps
22	2:09.952	4 Laps
34	2:02.602	11 Laps
5	2:07.554	1 Lap
21	1:57.790	2 Laps
19	1:56.431	2 Laps
9	2:03.029	1:05.700
29	2:05.745	7 Laps
17	2:05.988	2 Laps
14	2:04.217	1:18.687
3	2:07.375	1 Lap
25	8:39.592	7 Laps
1	2:07.721	20 Laps
27	2:09.690	2 Laps
31	2:04.304	1:57.790

Lap 27

Num	Lap Time	Gap
16	2:01.024	
11	2:04.870	00.397
10	2:09.015	6 Laps
28	2:11.983	2 Laps
20	2:11.255	3 Laps
46	2:36.478	4 Laps
7	2:11.073	2 Laps
33	2:09.491	7 Laps
6	2:09.258	1 Lap
34	2:03.665	11 Laps
21	1:58.633	2 Laps
30	2:09.886	2 Laps
19	1:57.420	2 Laps
5	2:08.397	1 Lap
22	2:12.229	4 Laps
9	2:01.664	1:02.891
29	2:05.479	7 Laps
17	2:06.563	2 Laps
14	2:03.421	1:17.635
3	2:06.941	1 Lap
1	2:11.848	20 Laps
27	2:11.943	2 Laps

Lap 28

Num	Lap Time	Gap
11	2:04.714	
25	2:25.726	8 Laps
10	2:07.484	6 Laps
28	2:08.481	2 Laps
20	2:10.854	3 Laps
46	2:14.965	4 Laps
32	4:33.254	2 Laps
7	2:11.227	2 Laps
33	2:08.109	7 Laps
21	1:57.825	2 Laps
19	1:57.502	2 Laps
6	2:08.373	1 Lap
34	2:04.336	11 Laps
30	2:08.787	2 Laps
9	2:02.210	59.990
5	2:08.605	1 Lap
22	2:11.725	4 Laps
29	2:04.953	7 Laps
14	2:03.522	1:16.046
17	2:07.066	2 Laps
3	2:07.250	1 Lap
1	2:07.616	20 Laps
27	2:11.172	2 Laps
25	2:15.599	7 Laps
2	5:39.778	3 Laps
10	2:07.402	5 Laps
28	2:07.320	1 Lap
20	2:14.210	2 Laps
19	1:55.282	1 Lap
21	1:57.496	1 Lap
46	2:18.335	3 Laps
33	2:10.167	6 Laps
7	2:12.933	1 Lap
34	2:02.474	10 Laps
6	2:08.559	2:58.675

Lap 29

Num	Lap Time	Gap
9	2:01.462	
5	2:09.503	1 Lap
30	2:15.403	2 Laps
29	2:05.966	7 Laps
22	2:12.836	4 Laps
14	2:03.487	18.081
17	2:05.702	2 Laps
3	2:06.811	1 Lap
1	2:06.317	20 Laps
31	6:30.330	2 Laps
27	2:15.237	2 Laps
10	2:09.113	5 Laps
28	2:09.834	1 Lap
25	2:17.672	7 Laps
19	1:55.233	1 Lap
21	1:56.510	1 Lap
20	2:12.156	2 Laps
34	2:03.322	10 Laps
33	2:09.440	6 Laps
7	2:09.332	1 Lap

Lap 30

Num	Lap Time	Gap
9	2:02.025	
6	2:08.619	1 Lap
46	2:24.657	4 Laps
5	2:09.290	1 Lap
29	2:04.837	7 Laps
14	2:03.988	20.044
30	2:12.932	2 Laps
22	2:10.165	4 Laps
17	2:06.384	2 Laps
3	2:06.745	1 Lap
1	2:06.559	20 Laps
2	4:02.545	4 Laps
16	8:31.789	2 Laps

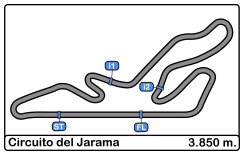

Circuito del Jarama
VI UV Endurance RACE Jarama
Carrera 8 horas resistencia
Best Sectors Results 5 Hours

	Sector - 1			Sector - 2			Sector - 3			Vuelta Ideal vs Mejor Vuelta					
Clas	Nº	Equipo	Tiempo	Nº	Equipo	Tiempo	Nº	Equipo	Tiempo	Clas	Nº	Equipo	Vta. Ideal	Mejor Vta.	Clas
1	19	RACING TO ENJOY	43.763	19	RACING TO ENJOY	38.436	19	RACING TO ENJOY	32.021	1	19	RACING TO ENJOY	1:54.220	1:54.495	1
2	21	BOYACA VSR	44.290	24	VSR MTORSPORT	38.816	24	VSR MTORSPORT	32.232	2	21	BOYACA VSR	1:55.366	1:55.550	2
3	24	VSR MTORSPORT	44.521	21	BOYACA VSR	38.835	21	BOYACA VSR	32.241	3	24	VSR MTORSPORT	1:55.569	1:55.667	3
4	11	M&M RACING TEAM	44.828	11	M&M RACING TEAM	39.131	16	RRO RACING VSR	32.904	4	11	M&M RACING TEAM	1:56.933	1:57.689	4
5	16	RRO RACING VSR	45.094	16	RRO RACING VSR	39.374	11	M&M RACING TEAM	32.974	5	16	RRO RACING VSR	1:57.372	1:58.293	5
6	34	RRB COMPETICION	45.973	34	RRB COMPETICION	39.860	1	ASAP RACING	33.430	6	34	RRB COMPETICION	1:59.471	1:59.776	6
7	32	PUNTAL PRODUCTI	46.081	1	ASAP RACING	40.131	9	JDM MOTOR 1	33.555	7	1	ASAP RACING	1:59.735	2:00.703	7
8	1	ASAP RACING	46.174	32	PUNTAL PRODUCTI	40.333	34	RRB COMPETICION	33.638	8	9	JDM MOTOR 1	2:00.250	2:01.229	8
9	9	JDM MOTOR 1	46.258	9	JDM MOTOR 1	40.437	12	M.BOSS RACING	33.845	9	32	PUNTAL PRODUCTI	2:00.389	2:01.652	10
10	26	PIKANTO RACING	46.379	26	PIKANTO RACING	40.611	32	PUNTAL PRODUCTI	33.975	10	12	M.BOSS RACING	2:01.098	2:01.361	9
11	12	M.BOSS RACING	46.622	12	M.BOSS RACING	40.631	31	EB RACING	33.991	11	26	PIKANTO RACING	2:01.217	2:01.981	12
12	2	BMOVIE	46.642	14	OLIMPIA RACING	40.720	14	OLIMPIA RACING	34.045	12	14	OLIMPIA RACING	2:01.482	2:02.002	13
13	14	OLIMPIA RACING	46.717	31	EB RACING	40.939	2	BMOVIE	34.159	13	31	EB RACING	2:01.718	2:02.484	15
14	31	EB RACING	46.788	2	BMOVIE	40.952	27	RG MOTORSPORT	34.172	14	2	BMOVIE	2:01.753	2:01.946	11
15	27	RG MOTORSPORT	46.843	29	ALPHA RACING	40.963	26	PIKANTO RACING	34.227	15	27	RG MOTORSPORT	2:01.981	2:02.201	14
16	6	CHAMAQUITOS	46.957	27	RG MOTORSPORT	40.966	29	ALPHA RACING	34.304	16	29	ALPHA RACING	2:02.415	2:02.903	16
17	29	ALPHA RACING	47.148	17	SAOCA SPORT	41.489	17	SAOCA SPORT	34.570	17	6	CHAMAQUITOS	2:03.261	2:04.253	18
18	3	ANGALI RACING	47.169	8	HLT MK3	41.624	6	CHAMAQUITOS	34.638	18	17	SAOCA SPORT	2:03.656	2:04.069	17
19	20	CLASICOS REDAN	47.350	6	CHAMAQUITOS	41.666	28	EMAN EGURRE	34.695	19	3	ANGALI RACING	2:03.901	2:04.484	20
20	28	EMAN EGURRE	47.391	10	FANSI GARAJE 49	41.777	3	ANGALI RACING	34.759	20	20	CLASICOS REDAN	2:03.975	2:04.521	22
21	8	HLT MK3	47.430	20	CLASICOS REDAN	41.803	20	CLASICOS REDAN	34.822	21	8	HLT MK3	2:04.040	2:04.267	19
22	10	FANSI GARAJE 49	47.443	28	EMAN EGURRE	41.962	8	HLT MK3	34.986	22	28	EMAN EGURRE	2:04.048	2:04.501	21
23	17	SAOCA SPORT	47.597	3	ANGALI RACING	41.973	10	FANSI GARAJE 49	35.055	23	10	FANSI GARAJE 49	2:04.275	2:04.630	23
24	5	DE DIEGO MOTOR	47.907	7	NATARA SPORT	42.255	7	NATARA SPORT	35.243	24	7	NATARA SPORT	2:06.084	2:06.751	25
25	30	PLIPETTI'S RACING	48.509	30	PLIPETTI'S RACING	42.894	30	PLIPETTI'S RACING	35.284	25	5	DE DIEGO MOTOR	2:06.248	2:06.562	24
26	7	NATARA SPORT	48.586	5	DE DIEGO MOTOR	42.923	5	DE DIEGO MOTOR	35.418	26	30	PLIPETTI'S RACING	2:06.687	2:07.463	26
27	33	AMAZON SPORT 1	48.660	33	AMAZON SPORT 1	42.975	46	UV-SAYAGO	35.479	27	33	AMAZON SPORT 1	2:07.120	2:07.781	27
28	46	UV-SAYAGO	48.725	46	UV-SAYAGO	43.308	33	AMAZON SPORT 1	35.485	28	46	UV-SAYAGO	2:07.512	2:07.977	28
29	18	SAAB ENDURANCE	49.275	22	ABOGADO AMIGO	43.713	22	ABOGADO AMIGO	36.082	29	22	ABOGADO AMIGO	2:09.274	2:09.925	29
30	22	ABOGADO AMIGO	49.479	25	POLESTAR TEAM	43.787	25	POLESTAR TEAM	36.202	30	18	SAAB ENDURANCE	2:09.927	2:10.180	30
31	25	POLESTAR TEAM	49.972	18	SAAB ENDURANCE	44.082	18	SAAB ENDURANCE	36.570	31	25	POLESTAR TEAM	2:09.961	2:11.640	31
32	40	UV-TEC	51.002	40	UV-TEC	44.855	40	UV-TEC	37.295	32	40	UV-TEC	2:13.152	2:14.045	32

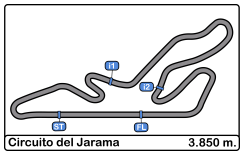

Circuito del Jarama
VI UV Endurance RACE Jarama
Carrera 8 horas resistencia
Leader Sequence 5 Hours

Nº	Equipo	Vehiculo	Cat	Vta.Inicio	Vta. Fin	Vtas	Total Vtas.
19	RACING TO ENJOY	BMW E36 325i	3	1	**44**	44	44
21	BOYACA VSR	BMW 320i E36	3	45	**52**	8	8
16	RRO RACING VSR	BMW 325I e36	3	53	**57**	5	5
1	ASAP RACING	Honda Civic EG5	1	58	**60**	3	3
19	RACING TO ENJOY	BMW E36 325i	3	61	**83**	23	67
21	BOYACA VSR	BMW 320i E36	3	84	**93**	10	18
19	RACING TO ENJOY	BMW E36 325i	3	94	**109**	16	83
21	BOYACA VSR	BMW 320i E36	3	110	**135**	26	44
11	M&M RACING TEAM	BMW E30 325i	3	136	**138**	3	3
16	RRO RACING VSR	BMW 325I e36	3	139	**139**	1	6
11	M&M RACING TEAM	BMW E30 325i	3	140	**140**	1	4
19	RACING TO ENJOY	BMW E36 325i	3	141	**146**	6	89

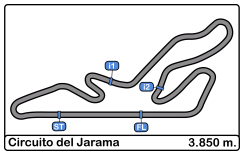

Circuito del Jarama
VI UV Endurance RACE Jarama
Carrera 8 horas resistencia
Best 5 Lap Times 5 Hours

					Mejor 1		Mejor 2		Mejor 3		Mejor 4		Mejor 5	
Clas	**Nº**	**Equipo**	**Vehiculo**	**Cat**	**Tiempo**	**Vta.**	**Tiempo**	**Vta.**	**Tiempo**	**Vta.**	**Tiempo**	**Vta.**	**Tiempo**	**Vta.**
1	**19**	RACING TO ENJOY	BMW E36 325i	3	**1:54.495**	10	1:55.084	11	1:55.095	137	1:55.219	15	1:55.233	142
2	**21**	BOYACA VSR	BMW 320i E36	3	**1:55.550**	103	1:55.634	106	1:55.812	115	1:55.871	100	1:55.952	114
3	**24**	VSR MTORSPORT	BMW 325i E36	3	**1:55.667**	10	1:55.845	2	1:55.917	3	1:56.020	4	1:56.107	6
4	**11**	M&M RACING TEAM	BMW E30 325i	3	**1:57.689**	3	1:57.857	10	1:57.962	107	1:58.105	85	1:58.134	2
5	**16**	RRO RACING VSR	BMW 325I e36	3	**1:58.293**	17	1:58.432	13	1:58.471	18	1:58.475	20	1:58.613	23
6	**34**	RRB COMPETICION	Renault Clio	2	**1:59.776**	22	2:00.306	23	2:00.841	11	2:00.899	10	2:00.959	24
7	**1**	ASAP RACING	Honda Civic EG5	1	**2:00.703**	85	2:00.846	15	2:00.932	11	2:01.041	84	2:01.156	79
8	**9**	JDM MOTOR 1	BMW E30 325i	3	**2:01.229**	44	2:01.260	111	2:01.260	115	2:01.367	108	2:01.368	130
9	**12**	M.BOSS RACING	VW Golf MK3	2	**2:01.361**	116	2:01.593	24	2:01.720	34	2:01.792	29	2:01.931	37
10	**32**	PUNTAL PRODUCTIONS	BMW 325i E36	3	**2:01.652**	25	2:01.768	26	2:01.887	23	2:02.099	100	2:02.178	102
11	**2**	BMOVIE	BMW E36 320i	2	**2:01.946**	35	2:02.097	38	2:02.212	37	2:02.250	36	2:02.280	20
12	**26**	PIKANTO RACING	Seat Toledo	2	**2:01.981**	10	2:02.115	4	2:02.158	25	2:02.173	19	2:02.328	2
13	**14**	OLIMPIA RACING	VW Golf MK2	2	**2:02.002**	2	2:02.012	11	2:02.081	6	2:02.126	12	2:02.146	14
14	**27**	RG MOTORSPORT	VW Golf MK2	2	**2:02.201**	27	2:02.532	6	2:02.584	42	2:02.669	16	2:02.705	30
15	**31**	EB RACING	BMW 325i E36	3	**2:02.484**	127	2:02.504	107	2:02.546	24	2:02.559	11	2:02.614	108
16	**29**	ALPHA RACING	BMW Compact	2	**2:02.903**	92	2:03.087	84	2:03.092	91	2:03.118	96	2:03.280	95
17	**17**	SAOCA SPORT	HONDA Civic	1	**2:04.069**	62	2:04.412	29	2:04.881	41	2:04.932	15	2:05.033	28
18	**6**	CHAMAQUITOS	Honda Civic EG4	1	**2:04.253**	32	2:04.533	24	2:04.537	23	2:04.791	3	2:04.988	19
19	**8**	HLT MK3	VW Golf MK3	2	**2:04.267**	12	2:04.504	38	2:04.581	19	2:04.656	32	2:04.681	5
20	**3**	ANGALI RACING OURENSE	BMW E36 320i	2	**2:04.484**	72	2:04.736	64	2:04.792	70	2:04.996	63	2:05.320	67
21	**28**	EMAN EGURRE RACING TEAM	BMW E36 325i	3	**2:04.501**	31	2:04.976	10	2:04.980	19	2:05.052	12	2:05.200	35
22	**20**	CLASICOS REDAN	BMW 325i E30	3	**2:04.521**	6	2:04.779	34	2:04.991	16	2:05.132	15	2:05.167	12
23	**10**	FANSI GARAJE 49	BMW 318ti	2	**2:04.630**	3	2:04.734	2	2:05.615	5	2:05.881	4	2:06.670	117
24	**5**	DE DIEGO MOTORSPORT	Citroen Saxo	SAXO	**2:06.562**	19	2:06.604	2	2:06.706	10	2:06.809	3	2:06.810	40
25	**7**	NATARA SPORT	Honda Civic	1	**2:06.751**	60	2:06.885	62	2:07.076	75	2:07.225	74	2:07.420	76
26	**30**	PLIPETTI'S RACING TEAM	VW Golf GTI	2	**2:07.463**	101	2:07.765	36	2:07.877	100	2:07.882	125	2:07.953	96
27	**33**	AMAZON SPORT 1	VW Golf MK3	2	**2:07.781**	36	2:07.951	14	2:08.109	100	2:08.295	40	2:08.558	30
28	**46**	UV-SAYAGO	Citroen Saxo	SAXO	**2:07.977**	60	2:08.461	40	2:08.577	10	2:08.610	25	2:08.751	56
29	**22**	ABOGADO AMIGO TEAM	Citroen Saxo	SAXO	**2:09.925**	51	2:09.952	123	2:10.148	10	2:10.165	127	2:10.572	44
30	**18**	SAAB ENDURANCE RACING SO	SAAB	2	**2:10.180**	20	2:10.796	33	2:10.921	19	2:11.072	32	2:11.696	37
31	**25**	POLESTAR TEAM	Volvo 850	3	**2:11.640**	34	2:11.785	23	2:11.903	2	2:11.999	3	2:12.253	35
32	**40**	UV-TEC	Citroen Saxo	SAXO	**2:14.045**	39	2:14.088	38	2:14.561	47	2:14.666	57	2:14.719	52

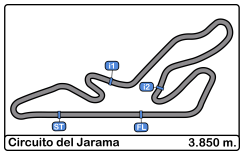

Circuito del Jarama
VI UV Endurance RACE Jarama
Carrera 8 horas resistencia
Best 5 Top Speeds 5 Hours

					Maxima 1		Maxima 2		Maxima 3		Maxima 4		Maxima 5		
Clas	Nº	Equipo	Vehiculo	Cat	Km/h	Vta.	Km/h	Vta.	Km/h	Vta.	Km/h	Vta.	Km/h	Vta.	Media
1	**19**	RACING TO ENJOY	BMW E36 325i	3	**203.3**	80	203.0	24	202.6	13	202.6	23	201.8	76	202.7
2	**11**	M&M RACING TEAM	BMW E30 325i	3	**202.2**	92	201.8	69	201.4	15	201.4	22	201.4	86	201.7
3	**21**	BOYACA VSR	BMW 320i E36	3	**200.0**	85	199.6	143	198.8	21	198.8	25	198.8	30	199.2
4	**24**	VSR MTORSPORT	BMW 325i E36	3	**197.8**	3	197.4	22	196.3	6	196.0	13	194.5	2	196.4
5	**9**	JDM MOTOR 1	BMW E30 325i	3	**194.2**	133	193.8	43	193.2	119	192.8	39	192.8	44	193.4
6	**16**	RRO RACING VSR	BMW 325I e36	3	**193.5**	2	191.8	29	188.8	16	186.8	136	186.2	19	189.4
7	**31**	EB RACING	BMW 325i E36	3	**193.5**	20	192.5	71	191.4	16	191.4	24	191.4	87	192.1
8	**12**	M.BOSS RACING	VW Golf MK3	2	**192.8**	19	191.4	14	191.1	12	190.1	32	190.1	113	191.1
9	**32**	PUNTAL PRODUCTIONS	BMW 325i E36	3	**192.1**	12	192.1	25	192.1	29	191.8	3	191.8	26	192.0
10	**27**	RG MOTORSPORT	VW Golf MK2	2	**191.8**	27	190.4	3	189.4	28	189.1	34	188.4	15	189.8
11	**34**	RRB COMPETICION	Renault Clio	2	**191.1**	40	190.1	24	188.1	15	187.5	2	187.1	23	188.8
12	**1**	ASAP RACING	Honda Civic EG5	1	**190.4**	67	190.1	85	189.8	41	189.8	76	189.8	77	190.0
13	**10**	FANSI GARAJE 49	BMW 318ti	2	**189.8**	2	188.4	3	187.5	4	184.9	5	181.5	7	186.4
14	**14**	OLIMPIA RACING	VW Golf MK2	2	**188.8**	66	186.2	2	185.2	38	185.2	39	184.9	6	186.0
15	**20**	CLASICOS REDAN	BMW 325i E30	3	**187.8**	7	185.8	2	185.2	3	184.3	11	183.9	12	185.4
16	**33**	AMAZON SPORT 1	VW Golf MK3	2	**186.5**	17	185.2	89	184.9	3	184.6	39	184.3	100	185.1
17	**26**	PIKANTO RACING	Seat Toledo	2	**186.2**	2	186.2	20	185.2	15	184.6	3	184.6	16	185.3
18	**17**	SAOCA SPORT	HONDA Civic	1	**183.6**	24	183.0	25	182.7	42	182.1	122	181.8	36	182.6
19	**7**	NATARA SPORT	Honda Civic	1	**183.3**	131	183.0	2	182.1	114	181.8	22	181.8	63	182.4
20	**28**	EMAN EGURRE RACING TEAM	BMW E36 325i	3	**182.4**	130	179.1	31	179.1	118	177.9	32	177.6	54	179.2
21	**3**	ANGALI RACING OURENSE	BMW E36 320i	2	**182.1**	73	181.5	61	181.5	69	180.6	53	180.6	62	181.2
22	**18**	SAAB ENDURANCE RACING SO	SAAB	2	**182.1**	18	178.5	16	178.5	21	177.9	3	177.6	5	178.9
23	**6**	CHAMAQUITOS	Honda Civic EG4	1	**181.2**	6	181.2	65	180.0	38	180.0	44	180.0	67	180.4
24	**30**	PLIPETTI'S RACING TEAM	VW Golf GTI	2	**180.3**	34	180.0	5	179.7	7	178.5	20	178.5	24	179.4
25	**8**	HLT MK3	VW Golf MK3	2	**179.7**	43	179.4	28	179.4	44	178.8	30	178.8	45	179.2
26	**25**	POLESTAR TEAM	Volvo 850	3	**179.4**	22	177.6	53	176.1	70	175.3	75	173.6	56	176.4
27	**29**	ALPHA RACING	BMW Compact	2	**177.3**	5	177.3	15	177.3	24	177.3	44	177.3	46	177.3
28	**5**	DE DIEGO MOTORSPORT	Citroen Saxo	SAXO	**176.7**	10	176.4	12	175.8	63	175.0	65	175.0	76	175.8
29	**2**	BMOVIE	BMW E36 320i	2	**176.1**	37	175.6	46	175.0	69	174.7	35	174.7	74	175.2
30	**46**	UV-SAYAGO	Citroen Saxo	SAXO	**175.6**	12	174.4	6	173.9	9	172.8	5	172.5	10	173.8
31	**40**	UV-TEC	Citroen Saxo	SAXO	**171.7**	21	171.4	26	170.8	10	169.5	56	168.7	105	170.4
32	**22**	ABOGADO AMIGO TEAM	Citroen Saxo	SAXO	**169.8**	127	169.5	108	169.0	125	168.7	122	167.7	21	168.9

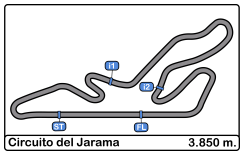

Circuito del Jarama
VI UV Endurance RACE Jarama
Carrera 8 horas resistencia
Fastest Laps Sequence 5 Hours

Vta	Hora Día	T Sesion	Nº	Equipo	Vehiculo	Cat	Time	Km/h
2	13:08:49.891	3:58.891	**19**	RACING TO ENJOY	BMW E36 325i	3	**1:55.403**	120.1
3	13:10:45.263	5:54.263	**19**	RACING TO ENJOY	BMW E36 325i	3	**1:55.372**	120.1
5	13:14:35.929	9:44.929	**19**	RACING TO ENJOY	BMW E36 325i	3	**1:55.234**	120.2
10	13:26:38.541	21:47.541	**19**	RACING TO ENJOY	BMW E36 325i	3	**1:54.495**	121.0

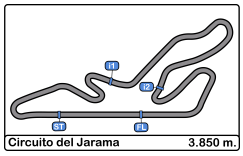

Circuito del Jarama
VI UV Endurance RACE Jarama
Carrera 8 horas resistencia
Event Best Maximum Speed 5 Hours

Nº	Equipo	Vehiculo	Cat	Clas	Km/h	Sesion
19	RACING TO ENJOY	BMW E36 325i	3	1	**204.1**	Entrenamiento No cronometrado
11	M&M RACING TEAM	BMW E30 325i	3	2	**202.2**	Carrera 8 horas resistencia
24	VSR MTORSPORT	BMW 325i E36	3	3	**200.7**	Entrenamiento cronometrado
21	BOYACA VSR	BMW 320i E36	3	4	**200.3**	Carrera 8 horas resistencia
16	RRO RACING VSR	BMW 325I e36	3	5	**197.8**	Entrenamiento No cronometrado
26	PIKANTO RACING	Seat Toledo	2	1	**196.7**	Entrenamiento cronometrado
9	JDM MOTOR 1	BMW E30 325i	3	6	**194.2**	Carrera 8 horas resistencia
31	EB RACING	BMW 325i E36	3	7	**193.5**	Carrera 8 horas resistencia
12	M.BOSS RACING	VW Golf MK3	2	2	**192.8**	Carrera 8 horas resistencia
1	ASAP RACING	Honda Civic EG5	1	1	**192.5**	Entrenamiento cronometrado
32	PUNTAL PRODUCTIONS	BMW 325i E36	3	8	**192.1**	Carrera 8 horas resistencia
27	RG MOTORSPORT	VW Golf MK2	2	3	**191.8**	Carrera 8 horas resistencia
14	OLIMPIA RACING	VW Golf MK2	2	4	**191.1**	Entrenamiento No cronometrado
34	RRB COMPETICION	Renault Clio	2	5	**191.1**	Carrera 8 horas resistencia
10	FANSI GARAJE 49	BMW 318ti	2	6	**189.8**	Carrera 8 horas resistencia
4	4 TEAM	BMW Compact	2	7	**188.1**	Entrenamiento No cronometrado
20	CLASICOS REDAN	BMW 325i E30	3	9	**187.8**	Carrera 8 horas resistencia
33	AMAZON SPORT 1	VW Golf MK3	2	8	**186.5**	Carrera 8 horas resistencia
7	NATARA SPORT	Honda Civic	1	2	**185.5**	Carrera 8 horas resistencia
17	SAOCA SPORT	HONDA Civic	1	3	**183.6**	Carrera 8 horas resistencia
28	EMAN EGURRE RACING TEAM	BMW E36 325i	3	10	**182.4**	Carrera 8 horas resistencia
18	SAAB ENDURANCE RACING	SAAB	2	9	**182.1**	Carrera 8 horas resistencia
3	ANGALI RACING OURENSE	BMW E36 320i	2	10	**182.1**	Carrera 8 horas resistencia
8	HLT MK3	VW Golf MK3	2	11	**181.8**	Entrenamiento No cronometrado
6	CHAMAQUITOS	Honda Civic EG4	1	4	**181.2**	Carrera 8 horas resistencia
30	PLIPETTI'S RACING TEAM	VW Golf GTI	2	12	**180.3**	Carrera 8 horas resistencia
25	POLESTAR TEAM	Volvo 850	3	11	**179.4**	Carrera 8 horas resistencia
29	ALPHA RACING	BMW Compact	2	13	**177.3**	Carrera 8 horas resistencia
5	DE DIEGO MOTORSPORT	Citroen Saxo	SAX	1	**176.7**	Carrera 8 horas resistencia
2	BMOVIE	BMW E36 320i	2	14	**176.1**	Carrera 8 horas resistencia
46	UV-SAYAGO	Citroen Saxo	SAX	2	**175.6**	Carrera 8 horas resistencia
40	UV-TEC	Citroen Saxo	SAX	3	**171.7**	Carrera 8 horas resistencia
22	ABOGADO AMIGO TEAM	Citroen Saxo	SAX	4	**169.8**	Carrera 8 horas resistencia

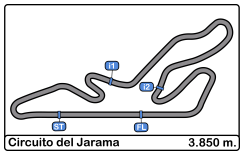

Circuito del Jarama
VI UV Endurance RACE Jarama
Carrera 8 horas resistencia
Lap Chart 5 Hours

LAP

Nr	Pos	Grid	1	2	3	4	5	6	7	8	9	10	11	12	13	14	15	16	17	18	19	20	21	22	23	24	25	26	27	28	29	30
24	**1**	24	21	21	21	21	21	21	21	21	21	21	21	21	21	21	21	21	21	21	21	21	11	11	11	11	11	11	16	11	9	9
19	**2**	19	19	19	19	19	19	19	19	19	19	19	19	19	19	19	19	19	19	11	11	11	16	16	16	16	16	16	11	9	14	14
21	**3**	21	6	11	11	11	11	11	11	11	11	11	11	11	11	11	11	11	11	16	16	16	21	9	9	9	9	9	9	14	6	
26	**4**	26	14	6	6	14	14	16	16	16	16	16	16	16	16	16	16	16	16	14	14	14	9	14	14	14	14	14	14	6	5	
16	**5**	16	11	14	14	6	16	14	14	14	14	14	14	14	14	14	14	14	14	9	9	9	14	12	31	31	31	31	6	5	3	
11	**6**	11	5	5	20	16	6	6	6	6	6	9	9	9	9	9	9	9	9	19	12	12	12	31	32	32	32	6	5	3		
14	**7**	14	20	20	16	20	20	20	5	9	9	6	6	6	6	6	6	12	12	12	31	31	31	32	6	6	6	5	3	28		
9	**8**	9	16	16	5	5	5	5	9	5	5	5	5	5	31	31	12	31	31	31	32	32	32	6	5	5	5	3	28	19		
34	**9**	34	28	28	9	9	9	9	20	31	31	31	31	31	5	12	31	6	6	6	6	6	6	5	3	3	3	28	19	21		
1	**10**	1	9	9	28	28	29	31	31	29	12	12	12	12	12	5	5	5	32	32	5	5	5	3	28	28	28	32	21	7		
27	**11**	27	22	29	29	29	31	29	29	12	32	32	32	32	32	32	32	32	5	5	3	3	3	28	7	7	7	7	7	30		
12	**12**	12	29	3	31	31	28	12	12	32	3	3	3	3	3	3	3	3	3	3	28	28	28	7	30	2	21	21	30	17		
2	**13**	2	3	31	3	3	12	28	28	28	28	28	28	28	28	28	28	28	28	28	7	7	7	30	2	30	30	19	17	16		
31	**14**	31	32	12	12	12	3	3	32	3	7	7	7	7	7	7	7	7	7	7	30	30	30	2	21	21	19	30	31			
8	**15**	8	31	7	7	32	32	32	3	7	30	30	30	30	30	30	30	30	30	30	2	2	2	17	19	19	17	17	27			
29	**16**	29	7	32	32	7	7	7	7	30	27	27	27	27	27	27	27	2	2	2	17	17	17	21	17	17	27	27	20			
17	**17**	17	12	30	30	30	30	30	30	27	17	17	17	17	17	17	2	27	17	17	27	27	19	19	27	27	20	20				
20	**18**	20	27	34	27	27	27	27	27	20	20	20	2	2	2	2	17	17	27	27	19	19	27	27	12	20	2	46				
5	**19**	5	30	27	46	46	46	46	46	17	29	2	20	20	20	20	20	20	20	20	20	20	20	20	20	46	46	22				
7	**20**	7	46	46	25	25	25	25	25	46	25	25	25	25	25	25	25	25	25	46	46	46	46	46	46	22	22	2				
10	**21**	10	34	25	17	17	17	17	17	25	46	46	46	46	46	46	46	46	46	22	22	22	22	22	22	10						
33	**22**	33	25	17	2	2	2	2	2	2	2	22	22	22	22	22	22	22	22	25	40	10	10	10	10							
3	**23**	3	17	2	22	22	22	22	22	22	22	40	40	40	40	40	40	40	40	40	10	33	33	33	33							
30	**24**	30	33	22	40	40	40	40	40	40	40	29	29	29	29	29	29	10	10	10	33	29	29	29	29							
46	**25**	46	2	40	10	10	10	10	10	10	10	10	10	10	10	10	10	33	33	33	29	25	25	25								
28	**26**	28	10	10	33	33	33	33	33	33	33	33	33	33	33	33	33	29	29	29	25											
22	**27**	22	40	33	34	34	34	34	34	34	34	34	34	34	34	34	34	34	34	34	34											
25	**28**	25	1	1	1	1	1	1	1	1	1	1																				
40	**29**	40																														
6	**30**	6																														
18	**31**	18																														
32	**32**	32																														

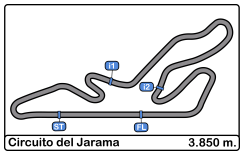

Circuito del Jarama

VI UV Endurance RACE Jarama

Carrera 8 horas resistencia

Graphic Lap Chart 5 Hours

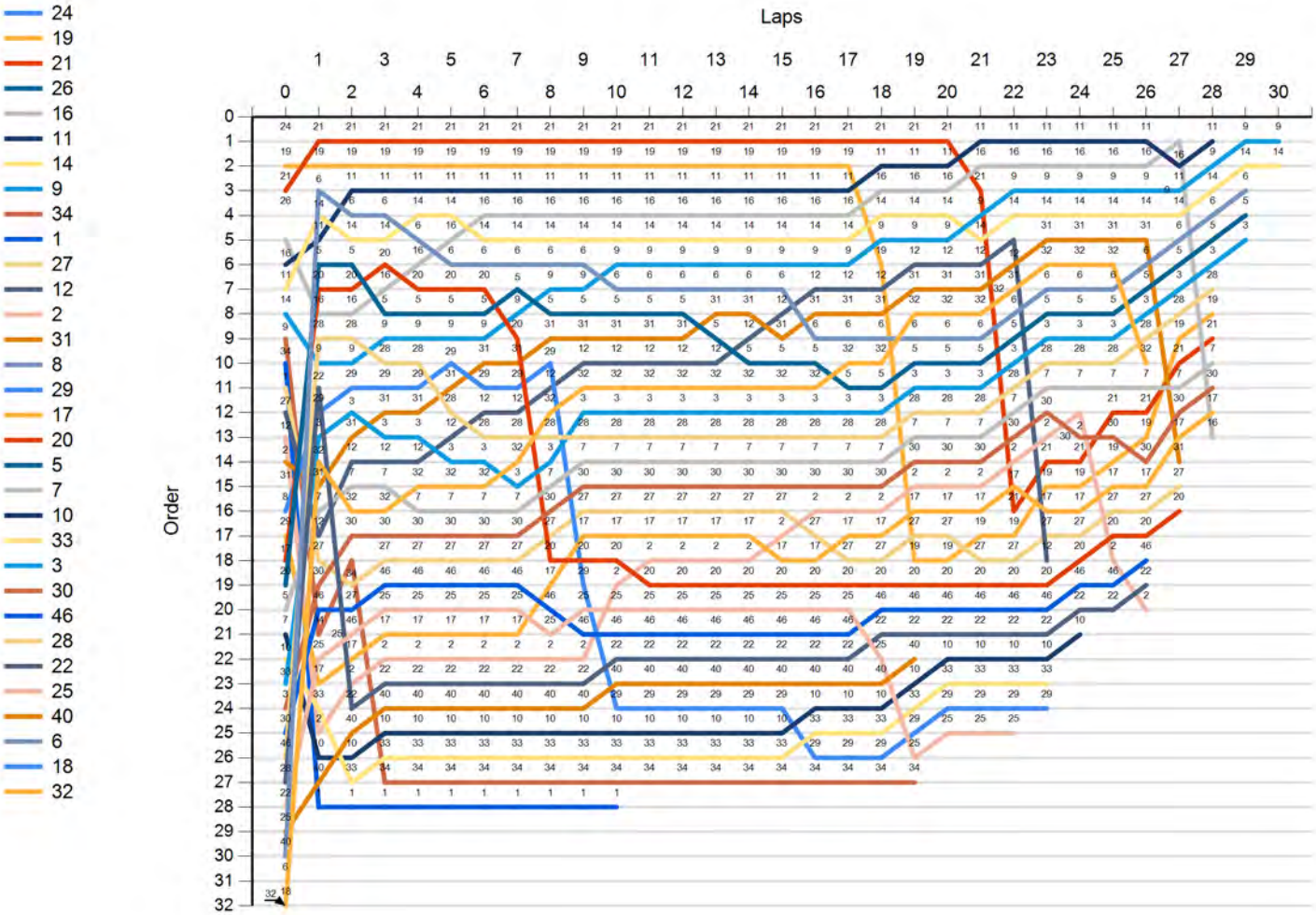

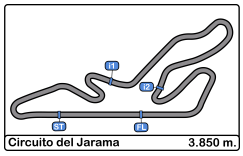

Circuito del Jarama
VI UV Endurance RACE Jarama
Carrera 8 horas resistencia
Pit Stop Analysis 5 Hours

Nº	Tiempo Día	Equipo	Vehiculo	Cat	Tiempo Entrada	Nº Parada	Tiempo Pit	Handicap
10	17:07:26.949	FANSI GARAJE 49	BMW 318ti	2	4:02:35.749	1	8:36.209	7:00
20	17:18:47.664	CLASICOS REDAN	BMW 325i E30	3	4:13:56.464	1	2:42.495	7:00
29	17:23:37.835	ALPHA RACING	BMW Compact	2	4:18:46.635	1	8:53.319	7:00
19	17:38:52.809	RACING TO ENJOY	BMW E36 325i	3	4:34:01.609	1	7:02.728	7:00
21	17:44:36.285	BOYACA VSR	BMW 320i E36	3	4:39:45.085	1	7:01.571	7:00
29	17:45:20.647	ALPHA RACING	BMW Compact	2	4:40:29.447	2	3:57.596	7:00
25	17:47:07.835	POLESTAR TEAM	Volvo 850	3	4:42:16.635	1	8:49.475	7:00
32	17:58:49.487	PUNTAL PRODUCTIONS	BMW 325i E36	3	4:53:58.287	1	7:49.514	7:00
2	17:59:31.769	BMOVIE	BMW E36 320i	2	4:54:40.569	1	5:25.966	7:00

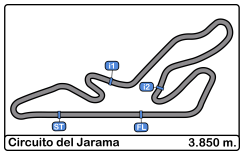

Circuito del Jarama
VI UV Endurance RACE Jarama
Carrera 8 horas resistencia
Provisional Results 6 Hours

Cla	Nº	Equipo	Vehiculo	Cat	Cla	TMA	EBC	N.V.	Tiempo	Dif 1º	Dif Ant.	Km/h	V.R.	Tiempo	Km/h
1	**21**	BOYACA VSR	BMW 320i E36	3	1			173	**6:00:38.341**			110.8	158	1:55.546	119.9
2	**19**	RACING TO ENJOY	BMW E36 325i	3	2			171	**6:00:18.756**	2 Vtas	2 Vtas	109.6	10	1:54.495	121.0
3	**11**	M&M RACING TEAM	BMW E30 325i	3	3			168	**6:00:55.930**	5 Vtas	3 Vtas	107.5	3	1:57.689	117.7
4	**16**	RRO RACING VSR	BMW 325I e36	3	4			165	**6:01:59.611**	8 Vtas	3 Vtas	105.2	17	1:58.293	117.1
5	**2**	BMOVIE	BMW E36 320i	2	1			164	**6:02:03.975**	9 Vtas	1 Vta	104.6	35	2:01.946	113.6
6	**31**	EB RACING	BMW 325i E36	3	5			163	**6:01:27.244**	10 Vtas	1 Vta	104.1	127	2:02.484	113.1
7	**14**	OLIMPIA RACING	VW Golf MK2	2	2			162	**5:58:13.472**	11 Vtas	1 Vta	104.4	2	2:02.002	113.6
8	**32**	PUNTAL	BMW 325i E36	3	6			162	**6:01:36.728**	11 Vtas	3:23.256	103.4	25	2:01.652	113.9
9	**29**	ALPHA RACING	BMW Compact	2	3			161	**6:01:48.563**	12 Vtas	1 Vta	102.7	92	2:02.903	112.7
10	**3**	ANGALI RACING OURENSE	BMW E36 320i	2	4			156	**6:00:34.125**	17 Vtas	5 Vtas	99.9	72	2:04.484	111.3
11	**30**	PLIPETTI'S RACING TEAM	VW Golf GTI	2	5			156	**6:01:21.806**	17 Vtas	47.681	99.7	101	2:07.463	108.7
12	**5**	DE DIEGO	Citroen Saxo	SA	1			156	**6:01:34.426**	17 Vtas	12.620	99.6	142	2:06.119	109.8
13	**27**	RG MOTORSPORT	VW Golf MK2	2	6			155	**6:00:35.261**	18 Vtas	1 Vta	99.2	27	2:02.201	113.4
14	**7**	NATARA SPORT	Honda Civic	1	1			153	**6:01:36.261**	20 Vtas	2 Vtas	97.7	60	2:06.751	109.3
15	**10**	FANSI GARAJE 49	BMW 318ti	2	7			152	**6:01:43.659**	21 Vtas	1 Vta	97.0	3	2:04.630	111.2
16	**22**	ABOGADO AMIGO	Citroen Saxo	SA	2			151	**6:00:55.255**	22 Vtas	1 Vta	96.6	51	2:09.925	106.6
17	**28**	EMAN EGURRE RACING TEAM	BMW E36 325i	3	7			151	**6:01:16.994**	22 Vtas	21.739	96.5	31	2:04.501	111.3
18	**17**	SAOCA SPORT	HONDA Civic	1	2			151	**6:01:38.099**	22 Vtas	21.105	96.4	62	2:04.069	111.7
19	**9**	JDM MOTOR 1	BMW E30 325i	3	8			150	**6:02:20.950**	23 Vtas	1 Vta	95.6	145	1:59.803	115.6
20	**20**	CLASICOS REDAN	BMW 325i E30	3	9			147	**6:00:51.392**	26 Vtas	3 Vtas	94.1	6	2:04.521	111.3
21	**6**	CHAMAQUITOS	Honda Civic EG4	1	3			146	**6:02:31.387**	27 Vtas	1 Vta	93.0	32	2:04.253	111.5
22	**25**	POLESTAR TEAM	Volvo 850	3	10			145	**6:02:10.737**	28 Vtas	1 Vta	92.4	137	2:09.161	107.3
23	**12**	M.BOSS RACING	VW Golf MK3	2	8			142	**6:00:41.375**	31 Vtas	3 Vtas	90.9	116	2:01.361	114.2
24	**40**	UV-TEC	Citroen Saxo	SA	3			140	**6:01:52.394**	33 Vtas	2 Vtas	89.3	39	2:14.045	103.3
25	**34**	RRB COMPETICION	Renault Clio	2	9			136	**6:02:28.551**	37 Vtas	4 Vtas	86.6	22	1:59.776	115.7
	No clasificados: (Requerimiento: 75% del numero de vueltas del lider = 130 Vueltas)														
	33	AMAZON SPORT 1	VW Golf MK3	2	10			126	**6:00:57.831**	47 Vtas	10 Vtas	80.6	36	2:07.781	108.4
	1	ASAP RACING	Honda Civic EG5	1	4			121	**6:01:16.236**	52 Vtas	5 Vtas	77.3	85	2:00.703	114.8
	46	UV-SAYAGO	Citroen Saxo	SA	4			118	**6:00:48.657**	55 Vtas	3 Vtas	75.5	110	2:07.349	108.8
	8	HLT MK3	VW Golf MK3	2	11			73	**2:45:07.638**	100 Vtas	45 Vtas	102.1	12	2:04.267	111.5
	26	PIKANTO RACING	Seat Toledo	2	12			41	**1:29:08.123**	132 Vtas	32 Vtas	106.2	10	2:01.981	113.6
	18	SAAB ENDURANCE RACING SOCIETY	SAAB	2	13			38	**1:46:05.062**	135 Vtas	3 Vtas	82.7	20	2:10.180	106.4
	24	VSR MTORSPORT	BMW 325i E36	3	11			29	**2:50:34.939**	144 Vtas	9 Vtas	39.2	10	1:55.667	119.8

Vta. rápida de RACING TO ENJOY en 1:54.495 a 121.1 Km/h en la vuelta 10

Publicada a las :.....

Comisarios Deportivos:	**Director de Carrera:**	**Cronometrador:**

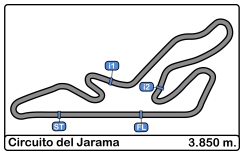

Circuito del Jarama
VI UV Endurance RACE Jarama
Carrera 8 horas resistencia
Provisional Results by Class 6 Hours

Cla	Nº	Equipo	Vehiculo	Cat	Cla	TMA	EBC	N.V.	Tiempo	Dif 1º	Dif Ant.	Km/h	V.R.	Tiempo	Km/h
		1													
1	**7**	NATARA SPORT	Honda Civic	1	1			153	**6:01:36.261**			97.7	60	2:06.751	109.3
2	**17**	SAOCA SPORT	HONDA Civic	1	2			151	**6:01:38.099**	22 Laps	2 Laps	96.4	62	2:04.069	111.7
3	**6**	CHAMAQUITOS	Honda Civic EG4	1	3			146	**6:02:31.387**	27 Laps	5 Laps	93.0	32	2:04.253	111.5
	No clasificados: (Requerimiento: 75% del numero de vueltas del lider = 130 Vueltas)														
	1	ASAP RACING	Honda Civic EG5	1	4			121	**6:01:16.236**	52 Laps	25 Laps	77.3	85	2:00.703	114.8
Vta. rápida de RACING TO ENJOY en 1:54.495 a 121.1 Km/h en la vuelta 10															
		2													
1	**2**	BMOVIE	BMW E36 320i	2	1			164	**6:02:03.975**			104.6	35	2:01.946	113.6
2	**14**	OLIMPIA RACING	VW Golf MK2	2	2			162	**5:58:13.472**	11 Laps	2 Laps	104.4	2	2:02.002	113.6
3	**29**	ALPHA RACING	BMW Compact	2	3			161	**6:01:48.563**	12 Laps	1 Lap	102.7	92	2:02.903	112.7
4	**3**	ANGALI RACING OURENSE	BMW E36 320i	2	4			156	**6:00:34.125**	17 Laps	5 Laps	99.9	72	2:04.484	111.3
5	**30**	PLIPETTI'S RACING TEAM	VW Golf GTI	2	5			156	**6:01:21.806**	17 Laps	47.681	99.7	101	2:07.463	108.7
6	**27**	RG MOTORSPORT	VW Golf MK2	2	6			155	**6:00:35.261**	18 Laps	1 Lap	99.2	27	2:02.201	113.4
7	**10**	FANSI GARAJE 49	BMW 318ti	2	7			152	**6:01:43.659**	21 Laps	3 Laps	97.0	3	2:04.630	111.2
8	**12**	M.BOSS RACING	VW Golf MK3	2	8			142	**6:00:41.375**	31 Laps	10 Laps	90.9	116	2:01.361	114.2
9	**34**	RRB COMPETICION	Renault Clio	2	9			136	**6:02:28.551**	37 Laps	6 Laps	86.6	22	1:59.776	115.7
	No clasificados: (Requerimiento: 75% del numero de vueltas del lider = 130 Vueltas)														
	33	AMAZON SPORT 1	VW Golf MK3	2	10			126	**6:00:57.831**	47 Laps	10 Laps	80.6	36	2:07.781	108.4
	8	HLT MK3	VW Golf MK3	2	11			73	**2:45:07.638**	100	53 Laps	102.1	12	2:04.267	111.5
	26	PIKANTO RACING	Seat Toledo	2	12			41	**1:29:08.123**	132	32 Laps	106.2	10	2:01.981	113.6
	18	SAAB ENDURANCE RACING SOCIETY	SAAB	2	13			38	**1:46:05.062**	135	3 Laps	82.7	20	2:10.180	106.4
Vta. rápida de RACING TO ENJOY en 1:54.495 a 121.1 Km/h en la vuelta 10															
		3													
1	**21**	BOYACA VSR	BMW 320i E36	3	1			173	**6:00:38.341**			110.8	158	1:55.546	119.9
2	**19**	RACING TO ENJOY	BMW E36 325i	3	2			171	**6:00:18.756**	2 Laps	2 Laps	109.6	10	1:54.495	121.0
3	**11**	M&M RACING TEAM	BMW E30 325i	3	3			168	**6:00:55.930**	5 Laps	3 Laps	107.5	3	1:57.689	117.7
4	**16**	RRO RACING VSR	BMW 325I e36	3	4			165	**6:01:59.611**	8 Laps	3 Laps	105.2	17	1:58.293	117.1
5	**31**	EB RACING	BMW 325i E36	3	5			163	**6:01:27.244**	10 Laps	2 Laps	104.1	127	2:02.484	113.1
6	**32**	PUNTAL	BMW 325i E36	3	6			162	**6:01:36.728**	11 Laps	1 Lap	103.4	25	2:01.652	113.9
7	**28**	EMAN EGURRE RACING TEAM	BMW E36 325i	3	7			151	**6:01:16.994**	22 Laps	11 Laps	96.5	31	2:04.501	111.3
8	**9**	JDM MOTOR 1	BMW E30 325i	3	8			150	**6:02:20.950**	23 Laps	1 Lap	95.6	145	1:59.803	115.6
9	**20**	CLASICOS REDAN	BMW 325i E30	3	9			147	**6:00:51.392**	26 Laps	3 Laps	94.1	6	2:04.521	111.3
10	**25**	POLESTAR TEAM	Volvo 850	3	10			145	**6:02:10.737**	28 Laps	2 Laps	92.4	137	2:09.161	107.3
	No clasificados: (Requerimiento: 75% del numero de vueltas del lider = 130 Vueltas)														
	24	VSR MTORSPORT	BMW 325i E36	3	11			29	**2:50:34.939**	144	116	39.2	10	1:55.667	119.8
Vta. rápida de RACING TO ENJOY en 1:54.495 a 121.1 Km/h en la vuelta 10															
		SAXO													
1	**5**	DE DIEGO	Citroen Saxo	SA	1			156	**6:01:34.426**			99.6	142	2:06.119	109.8
2	**22**	ABOGADO AMIGO	Citroen Saxo	SA	2			151	**6:00:55.255**	22 Laps	5 Laps	96.6	51	2:09.925	106.6
3	**40**	UV-TEC	Citroen Saxo	SA	3			140	**6:01:52.394**	33 Laps	11 Laps	89.3	39	2:14.045	103.3
	No clasificados: (Requerimiento: 75% del numero de vueltas del lider = 130 Vueltas)														
	46	UV-SAYAGO	Citroen Saxo	SA	4			118	**6:00:48.657**	55 Laps	22 Laps	75.5	110	2:07.349	108.8
Vta. rápida de RACING TO ENJOY en 1:54.495 a 121.1 Km/h en la vuelta 10															

Publicada a las :.....

Comisarios Deportivos:	**Director de Carrera:**	**Cronometrador:**

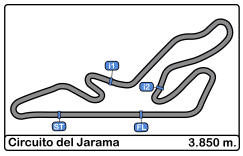

Circuito del Jarama
VI UV Endurance RACE Jarama
Carrera 8 horas resistencia
Provisional Classification by Driver Fastest Lap 6 Hours

Clas	Nº	Equipo	Vehiculo	Cat	Clas	N.V.	V.R.	Tiempo	Dif 1º	Dif Ant.	Km/h
1	**19**	RACING TO ENJOY	BMW E36 325i	3	1	30	**16**	**1:55.490**			120.0
2	**21**	BOYACA VSR	BMW 320i E36	3	2	32	**17**	**1:55.546**	0.056	0.056	119.9
3	**16**	RRO RACING VSR	BMW 325I e36	3	3	26	**21**	**1:59.549**	4.059	4.003	115.9
4	**9**	JDM MOTOR 1	BMW E30 325i	3	4	15	**10**	**1:59.803**	4.313	0.254	115.6
5	**11**	M&M RACING TEAM	BMW E30 325i	3	5	28	**13**	**2:00.277**	4.787	0.474	115.2
6	**32**	PUNTAL PRODUCTIONS	BMW 325i E36	3	6	29	**24**	**2:01.943**	6.453	1.666	113.6
7	**2**	BMOVIE	BMW E36 320i	2	1	30	**30**	**2:02.616**	7.126	0.673	113.0
8	**1**	ASAP RACING	Honda Civic EG5	1	1	26	**23**	**2:02.662**	7.172	0.046	112.9
9	**34**	RRB COMPETICION	Renault Clio	2	2	23	**2**	**2:03.029**	7.539	0.367	112.6
10	**31**	EB RACING	BMW 325i E36	3	7	28	**9**	**2:03.256**	7.766	0.227	112.4
11	**14**	OLIMPIA RACING	VW Golf MK2	2	3	27	**6**	**2:03.650**	8.160	0.394	112.0
12	**29**	ALPHA RACING	BMW Compact	2	4	30	**29**	**2:03.915**	8.425	0.265	111.8
13	**3**	ANGALI RACING OURENSE	BMW E36 320i	2	5	24	**15**	**2:04.525**	9.035	0.610	111.3
14	**6**	CHAMAQUITOS	Honda Civic EG4	1	2	16	**12**	**2:04.680**	9.190	0.155	111.1
15	**27**	RG MOTORSPORT	VW Golf MK2	2	6	24	**19**	**2:05.196**	9.706	0.516	110.7
16	**17**	SAOCA SPORT	HONDA Civic	1	3	26	**13**	**2:05.446**	9.956	0.250	110.4
17	**20**	CLASICOS REDAN	BMW 325i E30	3	8	25	**18**	**2:05.836**	10.346	0.390	110.1
18	**12**	M.BOSS RACING	VW Golf MK3	2	7	15	**7**	**2:06.003**	10.513	0.167	109.9
19	**5**	DE DIEGO MOTORSPORT	Citroen Saxo	SAXO	1	27	**13**	**2:06.119**	10.629	0.116	109.8
20	**7**	NATARA SPORT	Honda Civic	1	4	24	**24**	**2:06.895**	11.405	0.776	109.2
21	**46**	UV-SAYAGO	Citroen Saxo	SAXO	2	25	**17**	**2:07.349**	11.859	0.454	108.8
22	**10**	FANSI GARAJE 49	BMW 318ti	2	8	23	**21**	**2:07.939**	12.449	0.590	108.3
23	**30**	PLIPETTI'S RACING TEAM	VW Golf GTI	2	9	24	**12**	**2:08.811**	13.321	0.872	107.5
24	**28**	EMAN EGURRE RACING TEAM	BMW E36 325i	3	9	22	**5**	**2:09.147**	13.657	0.336	107.3
25	**25**	POLESTAR TEAM	Volvo 850	3	10	28	**20**	**2:09.161**	13.671	0.014	107.3
26	**33**	AMAZON SPORT 1	VW Golf MK3	2	10	25	**13**	**2:09.269**	13.779	0.108	107.2
27	**22**	ABOGADO AMIGO TEAM	Citroen Saxo	SAXO	3	25	**8**	**2:10.475**	14.985	1.206	106.2
28	**40**	UV-TEC	Citroen Saxo	SAXO	4	26	**26**	**2:14.437**	18.947	3.962	103.0

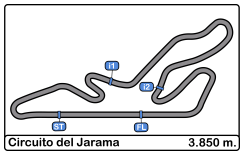

Circuito del Jarama
VI UV Endurance RACE Jarama
Carrera 8 horas resistencia
Distance and Speed Average 6 Hours

Clas	Nº	Equipo	Vehiculo	Cat	Clas	N.V.	Distancia	Tiempo Total	Km/h
1	**21**	BOYACA VSR	BMW 320i E36	3	1	173	**666.05**	**6:00:38.341**	110.8
2	**19**	RACING TO ENJOY	BMW E36 325i	3	2	171	**658.35**	**6:00:18.756**	109.6
3	**11**	M&M RACING TEAM	BMW E30 325i	3	3	168	**646.80**	**6:00:55.930**	107.5
4	**16**	RRO RACING VSR	BMW 325I e36	3	4	165	**635.25**	**6:01:59.611**	105.2
5	**2**	BMOVIE	BMW E36 320i	2	1	164	**631.40**	**6:02:03.975**	104.6
6	**31**	EB RACING	BMW 325i E36	3	5	163	**627.55**	**6:01:27.244**	104.1
7	**14**	OLIMPIA RACING	VW Golf MK2	2	2	162	**623.70**	**5:58:13.472**	104.4
8	**32**	PUNTAL PRODUCTIONS	BMW 325i E36	3	6	162	**623.70**	**6:01:36.728**	103.4
9	**29**	ALPHA RACING	BMW Compact	2	3	161	**619.85**	**6:01:48.563**	102.7
10	**3**	ANGALI RACING OURENSE	BMW E36 320i	2	4	156	**600.60**	**6:00:34.125**	99.9
11	**30**	PLIPETTI'S RACING TEAM	VW Golf GTI	2	5	156	**600.60**	**6:01:21.806**	99.7
12	**5**	DE DIEGO MOTORSPORT	Citroen Saxo	SAX	1	156	**600.60**	**6:01:34.426**	99.6
13	**27**	RG MOTORSPORT	VW Golf MK2	2	6	155	**596.75**	**6:00:35.261**	99.2
14	**7**	NATARA SPORT	Honda Civic	1	1	153	**589.05**	**6:01:36.261**	97.7
15	**10**	FANSI GARAJE 49	BMW 318ti	2	7	152	**585.20**	**6:01:43.659**	97.0
16	**22**	ABOGADO AMIGO TEAM	Citroen Saxo	SAX	2	151	**581.35**	**6:00:55.255**	96.6
17	**28**	EMAN EGURRE RACING	BMW E36 325i	3	7	151	**581.35**	**6:01:16.994**	96.5
18	**17**	SAOCA SPORT	HONDA Civic	1	2	151	**581.35**	**6:01:38.099**	96.4
19	**9**	JDM MOTOR 1	BMW E30 325i	3	8	150	**577.50**	**6:02:20.950**	95.6
20	**20**	CLASICOS REDAN	BMW 325i E30	3	9	147	**565.95**	**6:00:51.392**	94.1
21	**6**	CHAMAQUITOS	Honda Civic EG4	1	3	146	**562.10**	**6:02:31.387**	93.0
22	**25**	POLESTAR TEAM	Volvo 850	3	10	145	**558.25**	**6:02:10.737**	92.4
23	**12**	M.BOSS RACING	VW Golf MK3	2	8	142	**546.70**	**6:00:41.375**	90.9
24	**40**	UV-TEC	Citroen Saxo	SAX	3	140	**539.00**	**6:01:52.394**	89.3
25	**34**	RRB COMPETICION	Renault Clio	2	9	136	**523.60**	**6:02:28.551**	86.6
	No clasificados: (Requerimiento: 75% del numero de vueltas del lider = 130 Vueltas)								
	33	AMAZON SPORT 1	VW Golf MK3	2	10	126	**485.10**	**6:00:57.831**	80.6
	1	ASAP RACING	Honda Civic EG5	1	4	121	**465.85**	**6:01:16.236**	77.3
	46	UV-SAYAGO	Citroen Saxo	SAX	4	118	**454.30**	**6:00:48.657**	75.5
	8	HLT MK3	VW Golf MK3	2	11	73	**281.05**	**2:45:07.638**	102.1
	26	PIKANTO RACING	Seat Toledo	2	12	41	**157.85**	**1:29:08.123**	106.2
	18	SAAB ENDURANCE RACING	SAAB	2	13	38	**146.30**	**1:46:05.062**	82.7
	24	VSR MTORSPORT	BMW 325i E36	3	11	29	**111.65**	**2:50:34.939**	39.2

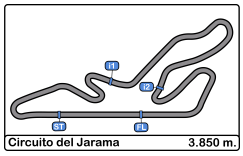

Circuito del Jarama
VI UV Endurance RACE Jarama
Carrera 8 horas resistencia
Lap Analysis 6 Hours

1 ASAP RACING — Honda Civic EG5

1 — ASAP RACING

Vta.	D	Tiempo	Sector 1	Sector 2	Sector 3	V. Max.	Elapsed
1		5:02:03.376	5:00:45.657	42.523	35.196		5:02:03.376
2		2:05.989	49.049	42.140	34.800	168.2	5:04:09.365
3		2:05.860	48.206	42.373	35.281	173.0	5:06:15.225
4		2:10.257	51.505	43.173	35.579	174.1	5:08:25.482
5		2:05.424	48.389	42.095	34.940	172.8	5:10:30.906
6		2:05.060	48.249	41.979	34.832	170.6	5:12:35.966
7		2:04.353	48.023	41.811	34.519	173.3	5:14:40.319
8		2:03.738	47.890	41.478	34.370	169.0	5:16:44.057
9		2:05.437	48.638	42.335	34.464	171.7	5:18:49.494
10		2:06.588	48.115	43.439	35.034	177.6	5:20:56.082
11		2:04.465	48.281	41.789	34.395	167.4	5:23:00.547
12		2:05.510	48.617	42.061	34.832	181.8	5:25:06.057
13		2:02.987	47.626	41.297	34.064	178.2	5:27:09.044
14		2:02.853	47.508	41.428	33.917	177.9	5:29:11.897
15		2:04.542	48.003	42.173	34.366	175.0	5:31:16.439
16		2:03.427	47.263	41.573	34.591	179.1	5:33:19.866
17		2:05.488	47.760	42.410	35.318	175.6	5:35:25.354
18		2:05.012	47.766	41.560	35.686	189.8	5:37:30.366
19		4:56.049	P 48.251	41.454	3:26.344	175.0	5:42:26.415
20		6:28.554	5:11.056	42.981	34.517	85.5	5:48:54.969
21		2:05.116	47.654	42.756	34.706	170.6	5:51:00.085
22		2:02.679	47.228	41.280	34.171	188.4	5:53:02.764
23		2:02.662	47.041	41.346	34.275	183.3	5:55:05.426
24		2:03.887	47.508	41.818	34.561	188.4	5:57:09.313
25		2:03.299	47.324	41.551	34.424	187.5	5:59:12.612
26		2:03.624	47.408	41.502	34.714	187.5	6:01:16.236
27			47.153			186.5	

2 BMOVIE — BMW E36 320i

2 — BMOVIE

Vta.	D	Tiempo	Sector 1	Sector 2	Sector 3	V. Max.	Elapsed
1		5:02:08.364	5:00:50.816	42.431	35.117		5:02:08.364
2		2:04.275	47.682	41.797	34.796	169.2	5:04:12.639
3		2:05.426	47.501	42.082	35.843	172.2	5:06:18.065
4		2:04.658	48.218	41.695	34.745	170.8	5:08:22.723
5		2:04.423	47.968	41.810	34.645	168.7	5:10:27.146
6		2:04.845	47.891	42.326	34.628	170.6	5:12:31.991
7		2:04.002	47.596	41.708	34.698	170.0	5:14:35.993
8		2:03.999	47.758	41.765	34.476	166.1	5:16:39.992
9		2:03.511	47.352	41.666	34.493	171.4	5:18:43.503
10		2:03.677	47.499	41.781	34.397	171.1	5:20:47.180
11		2:03.791	47.471	41.573	34.747	168.7	5:22:50.971
12		2:03.846	47.743	41.574	34.529	168.2	5:24:54.817
13		2:03.442	47.578	41.542	34.322	171.4	5:26:58.259
14		2:03.867	47.637	41.726	34.504	170.0	5:29:02.126
15		2:04.030	48.070	41.363	34.597	172.2	5:31:06.156
16		2:03.410	47.479	41.493	34.438	175.3	5:33:09.566
17		2:03.167	47.369	41.369	34.429	171.7	5:35:12.733
18		2:03.994	47.826	41.724	34.444	171.9	5:37:16.727
19		2:05.799	49.151	41.729	34.919	171.1	5:39:22.526
20		2:03.775	47.715		2:38.694	169.8	5:41:26.301
21		2:03.062	47.189		4:41.756	170.0	5:43:29.363
22		2:03.256	47.405	41.537	34.314	172.5	5:45:32.619
23		2:04.382	47.840	41.221	35.321	169.2	5:47:37.001
24		2:03.733	47.630	41.642	34.461	169.2	5:49:40.734
25		2:03.475	47.395	41.563	34.517	167.9	5:51:44.209
26		2:03.639	47.277	41.584	34.778	169.0	5:53:47.848
27		2:04.121	47.707		2:38.899	166.6	5:55:51.969
28		2:05.503	48.246	42.365	34.892	161.1	5:57:57.472
29		2:03.887	47.941	41.659	34.287	166.6	6:00:01.359
30		2:02.616	47.273	41.169	34.174	169.2	6:02:03.975

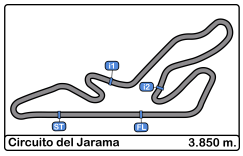

Circuito del Jarama
VI UV Endurance RACE Jarama
Carrera 8 horas resistencia
Lap Analysis 6 Hours

3 ANGALI RACING OURENSE — BMW E36 320i

2 — ANGALI RACING OURENSE

Vta.	D	Tiempo	Sector 1	Sector 2	Sector 3	V. Max.	Elapsed
1		5:01:37.876		5:01:02.281	35.595		5:01:37.876
2		2:07.511	48.641	42.998	35.872	175.8	5:03:45.387
3		2:07.208	48.206	43.003	35.999	174.4	5:05:52.595
4		2:07.543	48.657	43.178	35.708	169.0	5:08:00.138
5		2:06.996	48.378	42.863	35.755	176.7	5:10:07.134
6		2:09.244	50.532	43.490	35.222	168.2	5:12:16.378
7		2:07.322	48.244	42.896	36.182	169.8	5:14:23.700
8		2:05.301	47.522	42.720	35.059	177.0	5:16:29.001
9		2:05.053	47.307	42.611	35.135	178.5	5:18:34.054
10		2:05.112	47.615	42.424	35.073	179.1	5:20:39.166
11		2:05.192	47.594	42.367	35.231	176.1	5:22:44.358
12		2:05.555	47.590	42.472	35.493	176.1	5:24:49.913
13		2:05.153	47.798	42.130	35.225	177.3	5:26:55.066
14		2:09.822	49.170	42.609	38.043	163.6	5:29:04.888
15		2:04.525	47.511	42.179	34.835	176.7	5:31:09.413
16		6:36.559	P 47.914	46.062	5:02.583	180.3	5:37:45.972
17		8:08.092	6:49.043	43.222	35.827	89.3	5:45:54.064
18		2:06.937	48.258	43.366	35.313	161.1	5:48:01.001
19		2:05.175	48.002	42.174	34.999	177.6	5:50:06.176
20		2:06.157	48.372	42.685	35.100	178.5	5:52:12.333
21		2:05.296	47.452	42.456	35.388	180.0	5:54:17.629
22		2:05.903	47.739	42.925	35.239	177.3	5:56:23.532
23		2:05.584	47.803	42.679	35.102	174.4	5:58:29.116
24		2:05.009	47.434	42.430	35.145	174.4	6:00:34.125
25			47.489	43.062		174.7	

5 DE DIEGO MOTORSPORT — Citroen Saxo

SAXO — DE DIEGO MOTORSPORT

Vta.	D	Tiempo	Sector 1	Sector 2	Sector 3	V. Max.	Elapsed
1		5:01:06.630		5:00:30.839	35.791		5:01:06.630
2		2:09.545	49.326	44.203	36.016	166.4	5:03:16.175
3		2:10.374	49.092	44.839	36.443	162.8	5:05:26.549
4		2:08.634	48.972	43.790	35.872	170.3	5:07:35.183
5		2:09.816	49.071	44.282	36.463	167.4	5:09:44.999
6		2:09.960	49.388	44.315	36.257	158.5	5:11:54.959
7		2:10.109	49.186	44.587	36.336	167.7	5:14:05.068
8		2:09.223	48.736	44.409	36.078	167.7	5:16:14.291
9		2:10.510	49.841	44.303	36.366	158.1	5:18:24.801
10		4:06.951	P 48.730	43.522	2:34.699	172.2	5:22:31.752
11		5:10.082	3:51.500	43.066	35.516	91.5	5:27:41.834
12		2:06.404	48.002	42.922	35.480	177.6	5:29:48.238
13		2:06.119	47.940	42.863	35.316	176.1	5:31:54.357
14		2:06.277	47.919	42.944	35.414	176.4	5:34:00.634
15		2:06.566	48.141	43.050	35.375	175.6	5:36:07.200
16		2:06.369	47.996	42.932	35.441	175.8	5:38:13.569
17		2:10.169	51.440	43.235	35.494	175.8	5:40:23.738
18		2:06.604	48.218	43.032	35.354	174.7	5:42:30.342
19		2:06.835	48.067	43.142	35.626	176.1	5:44:37.177
20		2:07.652	48.124	43.170	36.358	175.8	5:46:44.829
21		2:07.382	48.387	43.454	35.541	174.7	5:48:52.211
22		2:07.812	48.248	44.092	35.472	175.6	5:51:00.023
23		2:07.081	48.357	43.031	35.693	176.4	5:53:07.104
24		2:06.840	48.529	42.889	35.422	176.4	5:55:13.944
25		2:06.841	48.288	42.900	35.653	175.3	5:57:20.785
26		2:06.837	48.228	43.157	35.452	176.1	5:59:27.622
27		2:06.804	48.217	43.095	35.492	175.3	6:01:34.426
28			48.362			173.9	

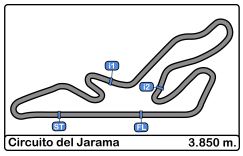

Circuito del Jarama
VI UV Endurance RACE Jarama
Carrera 8 horas resistencia
Lap Analysis 6 Hours

6 CHAMAQUITOS — Honda Civic EG4

1 — CHAMAQUITOS

Vta.	D	Tiempo	Sector 1	Sector 2	Sector 3	V. Max.	Elapsed
1		5:00:54.003			5:00:54.003		5:00:54.003
2		2:08.041	48.607	43.343	36.091	174.1	5:03:02.044
3		2:08.424	49.199	43.375	35.850	171.7	5:05:10.468
4		2:08.748	49.133	44.224	35.391	173.6	5:07:19.216
5		2:09.899	48.433	44.004	37.462	180.0	5:09:29.115
6	P	3:58.728	49.563		4:36.190	175.6	5:13:27.843
7		19:23.016	17:59.483	46.176	37.357	59.7	5:32:50.859
8		2:12.175	50.226	43.920	38.029	162.6	5:35:03.034
9		12:38.549	11:19.067	43.587	35.895	83.5	5:47:41.583
10		2:05.752	47.530	42.957	35.265	175.6	5:49:47.335
11		2:05.657	47.417	42.593	35.647	175.3	5:51:52.992
12		2:04.680	47.046	42.665	34.969	180.6	5:53:57.672
13		2:05.685	47.073	42.982	35.630	181.2	5:56:03.357
14		2:07.716	47.363	43.414	36.939	180.3	5:58:11.073
15		2:10.337	49.439	44.950	35.948	173.0	6:00:21.410
16		2:09.977	48.526	44.982	36.469	166.1	6:02:31.387

7 NATARA SPORT — Honda Civic

1 — NATARA SPORT

Vta.	D	Tiempo	Sector 1	Sector 2	Sector 3	V. Max.	Elapsed
1		5:00:47.043			5:00:47.043		5:00:47.043
2		2:09.054	48.839	43.831	36.384	183.3	5:02:56.097
3		2:09.198	49.280	43.129	36.789	185.5	5:05:05.295
4		2:12.467	50.567	44.645	37.255	173.6	5:07:17.762
5		2:13.126	51.311	44.832	36.983	169.2	5:09:30.888
6		2:13.369	50.970	44.759	37.640	174.1	5:11:44.257
7		2:11.996	50.508	44.384	37.104	171.1	5:13:56.253
8		2:15.236	50.900	45.471	38.865	165.3	5:16:11.489
9	P	4:49.926	51.805	44.719	3:13.402	149.7	5:21:01.415
10		10:23.580	9:00.899	45.829	36.852	81.3	5:31:24.995
11		2:12.277	51.788	43.789	36.700	172.2	5:33:37.272
12		2:11.894	51.271	43.873	36.750	165.1	5:35:49.166
13		2:13.174	52.703	44.216	36.255	163.8	5:38:02.340
14		2:10.627	50.990	43.338	36.299	177.6	5:40:12.967
15		2:09.130	49.949	43.311	35.870	171.9	5:42:22.097
16		2:09.197	50.597	42.639	35.961	179.7	5:44:31.294
17		2:08.890	49.709	43.123	36.058	175.3	5:46:40.184
18		2:08.457	49.300	42.938	36.219	179.4	5:48:48.641
19		2:09.238	49.531	43.076	36.631	176.4	5:50:57.879
20		2:08.438	49.273	43.231	35.934	177.3	5:53:06.317
21		2:07.792	49.022	42.636	36.134	174.4	5:55:14.109
22		2:08.041	49.326	42.998	35.717	172.2	5:57:22.150
23		2:07.216	49.033	42.526	35.657	180.6	5:59:29.366
24		2:06.895	48.646	42.269	35.980	178.8	6:01:36.261
25			49.242			178.5	

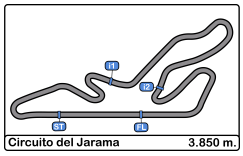

Circuito del Jarama
VI UV Endurance RACE Jarama
Carrera 8 horas resistencia
Lap Analysis 6 Hours

9 JDM MOTOR 1 — BMW E30 325i

3 — JDM MOTOR 1

Vta.	D	Tiempo	Sector 1	Sector 2	Sector 3	V. Max.	Elapsed
1		5:00:50.186			5:00:50.186		5:00:50.186
2		2:03.294	46.310	42.529	34.455	191.1	5:02:53.480
3		2:03.097	47.253	41.504	34.340	183.6	5:04:56.577
4		4:35.054	47.544	40.831	3:06.679	181.2	5:09:31.631
5		15:09.373	13:48.291	40.527	40.555	94.3	5:24:41.004
6		2:22.983	1:08.566	40.903	33.514	91.9	5:27:03.987
7		2:00.414	45.983	40.554	33.877	192.5	5:29:04.401
8		2:01.702	47.045	40.570	34.087	190.1	5:31:06.103
9		2:00.688	46.026	41.012	33.650	196.3	5:33:06.791
10		1:59.803	46.058	40.183	33.562	192.5	5:35:06.594
11		2:56.273	1:00.962	1:05.357	49.954	189.8	5:38:02.867
12		17:23.538	15:58.661	42.604	42.273	87.0	5:55:26.405
13		2:48.297	1:32.787	41.364	34.146	90.7	5:58:14.702
14		2:03.634	47.523	41.676	34.435	173.0	6:00:18.336
15		2:02.614	47.741	40.801	34.072	177.3	6:02:20.950

10 FANSI GARAJE 49 — BMW 318ti

2 — FANSI GARAJE 49

Vta.	D	Tiempo	Sector 1	Sector 2	Sector 3	V. Max.	Elapsed
1		5:02:25.702	5:01:05.204	45.060	35.438	176.7	5:02:25.702
2		2:08.768	48.620	43.901	36.247	178.5	5:04:34.470
3		2:08.406	49.040	43.702	35.664	166.6	5:06:42.876
4		2:08.134	48.877	43.490	35.767	178.2	5:08:51.010
5		2:09.151	49.635	43.386	36.130	174.1	5:11:00.161
6		2:10.899	49.148	44.897	36.854	173.0	5:13:11.060
7		2:08.614	49.350	43.311	35.953	176.1	5:15:19.674
8		2:08.356	49.039	43.408	35.909	176.1	5:17:28.030
9		2:09.327	49.253	44.162	35.912	175.8	5:19:37.357
10		2:08.797	49.501	43.402	35.894	175.6	5:21:46.154
11		2:08.966	49.201	43.681	36.084	174.1	5:23:55.120
12		2:09.112	49.469	43.375	36.268	166.6	5:26:04.232
13		2:09.325	49.630	43.420	36.275	172.8	5:28:13.557
14		2:09.806	48.786	44.851	36.169	170.0	5:30:23.363
15		2:08.885	48.542	43.463	36.880	177.6	5:32:32.248
16		2:08.122	49.182	42.985	35.955	173.9	5:34:40.370
17		2:09.720	49.271	43.369	37.080	178.8	5:36:50.090
18		2:11.125	51.664	43.172	36.289	176.4	5:39:01.215
19		2:09.424	49.215	44.454	35.755	175.6	5:41:10.639
20		2:09.219	49.922	43.394	35.903	173.3	5:43:19.858
21		2:07.939	49.085	42.898	35.956	177.6	5:45:27.797
22		5:26.008	49.399	43.390	3:53.219	178.8	5:50:53.805
23		10:49.854	9:26.957	46.594	36.303	66.7	6:01:43.659
24			48.584			176.7	

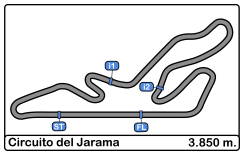

Circuito del Jarama
VI UV Endurance RACE Jarama
Carrera 8 horas resistencia
Lap Analysis 6 Hours

11 M&M RACING TEAM — BMW E30 325i

3 — M&M RACING TEAM

Vta.	D	Tiempo	Sector 1	Sector 2	Sector 3	V. Max.	Elapsed
1		5:04:12.078	P		5:04:12.078		5:04:12.078
2		3:39.032	2:23.872	41.261	33.899	93.4	5:07:51.110
3		2:02.812	46.886	41.563	34.363	178.2	5:09:53.922
4		2:03.126	47.032	41.543	34.551	177.6	5:11:57.048
5		2:05.140	47.818	42.834	34.488	175.3	5:14:02.188
6		2:05.405	47.753	42.338	35.314	188.8	5:16:07.593
7		2:04.964	47.366	42.252	35.346	176.1	5:18:12.557
8		2:03.294	47.007	41.663	34.624	189.8	5:20:15.851
9		2:02.172	46.748	40.977	34.447	182.4	5:22:18.023
10		2:02.946	47.215	40.975	34.756	179.7	5:24:20.969
11		2:01.810	46.864	41.253	33.693	191.4	5:26:22.779
12		2:00.925	46.206	40.622	34.097	180.6	5:28:23.704
13		2:00.277	46.066	40.642	33.569	186.8	5:30:23.981
14		2:01.721	46.461	41.236	34.024	185.2	5:32:25.702
15		2:05.522	48.613	41.606	35.303	187.5	5:34:31.224
16		2:02.246	46.787	41.381	34.078	185.5	5:36:33.470
17		2:01.674	46.679	40.632	34.363	182.4	5:38:35.144
18		2:01.291	46.530	40.816	33.945	185.8	5:40:36.435
19		2:01.908	46.409	41.068	34.431	180.6	5:42:38.343
20		2:01.998	46.644	40.851	34.503	178.2	5:44:40.341
21		2:01.455	46.670	41.126	33.659	188.1	5:46:41.796
22		2:01.239	46.435	40.843	33.961	187.8	5:48:43.035
23		2:02.113	47.460	41.100	33.553	174.7	5:50:45.148
24		2:00.989	46.234	40.761	33.994	178.5	5:52:46.137
25		2:01.724	46.285	40.902	34.537	186.5	5:54:47.861
26		2:02.602	47.570	40.657	34.375	183.6	5:56:50.463
27		2:02.716	46.970	41.136	34.610	175.8	5:58:53.179
28		2:02.751	47.237	41.428	34.086	175.0	6:00:55.930
29			46.199	40.779		189.4	

12 M.BOSS RACING — VW Golf MK3

2 — M.BOSS RACING

Vta.	D	Tiempo	Sector 1	Sector 2	Sector 3	V. Max.	Elapsed
1		5:30:42.658	5:29:20.669	45.113	36.876	95.2	5:30:42.658
2		2:09.795	49.209	43.502	37.084	171.1	5:32:52.453
3		2:10.986	50.773	43.520	36.693	170.0	5:35:03.439
4		2:07.481	48.999	42.868	35.614	175.0	5:37:10.920
5		2:12.318	49.882	45.286	37.150	172.5	5:39:23.238
6		2:07.597	49.339	43.070	35.188	168.7	5:41:30.835
7		2:06.003	48.127	42.453	35.423	178.8	5:43:36.838
8		2:06.431	48.192	42.628	35.611	160.4	5:45:43.269
9		2:07.564	48.692	43.036	35.836	166.6	5:47:50.833
10		2:07.634	48.761	43.274	35.599	165.8	5:49:58.467
11		2:08.251	48.843	43.509	35.899	175.3	5:52:06.718
12		2:09.000	49.745	43.173	36.082	164.3	5:54:15.718
13		2:09.622	48.875	43.312	37.435	174.7	5:56:25.340
14		2:08.154	48.488	43.402	36.264	167.9	5:58:33.494
15		2:07.881	48.654		2:44.145	180.0	6:00:41.375
16			48.457	43.615		177.9	

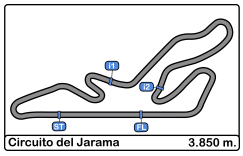

Circuito del Jarama
VI UV Endurance RACE Jarama
Carrera 8 horas resistencia
Lap Analysis 6 Hours

14 OLIMPIA RACING — VW Golf MK2

2 — OLIMPIA RACING

Vta.	D	Tiempo	Sector 1	Sector 2	Sector 3	V. Max.	Elapsed
1		5:01:10.230		5:00:35.787	34.443		5:01:10.230
2		2:03.941	48.114	41.443	34.384	174.4	5:03:14.171
3		2:04.271	48.100	41.521	34.650	168.7	5:05:18.442
4		2:04.133	47.997	41.520	34.616	170.0	5:07:22.575
5		2:05.602	48.118	42.128	35.356	171.9	5:09:28.177
6		2:03.650	47.468	41.526	34.656	174.1	5:11:31.827
7		2:04.706	48.414	41.809	34.483	163.6	5:13:36.533
8		2:04.905	48.335	41.773	34.797	168.2	5:15:41.438
9		2:05.873	48.970	42.324	34.579	160.9	5:17:47.311
10		2:04.042	47.943	41.512	34.587	166.6	5:19:51.353
11		2:06.230	49.040	42.023	35.167	161.9	5:21:57.583
12		2:06.013	49.313	41.954	34.746	155.6	5:24:03.596
13		2:05.766	48.600	42.437	34.729	163.3	5:26:09.362
14		2:05.046	48.316	42.072	34.658	165.1	5:28:14.408
15		2:04.798	48.483	41.737	34.578	166.9	5:30:19.206
16		2:04.733	48.248	41.985	34.500	161.4	5:32:23.939
17		2:10.155	51.550	43.621	34.984	160.4	5:34:34.094
18		2:03.734	47.712	41.345	34.677	166.4	5:36:37.828
19		2:04.717	48.464	41.446	34.807	167.9	5:38:42.545
20		2:06.730	48.679	42.667	35.384	159.7	5:40:49.275
21		2:07.409	49.540	42.740	35.129	156.5	5:42:56.684
22		2:06.903	49.161	42.939	34.803	158.3	5:45:03.587
23		2:08.461	50.514	43.007	34.940	161.1	5:47:12.048
24		2:07.738	50.091	42.905	34.742	146.1	5:49:19.786
25		2:08.231	50.469	42.821	34.941	147.3	5:51:28.017
26		2:11.137	49.660	45.706	35.771	156.9	5:53:39.154
27		4:34.318	49.037	42.370	3:02.911	159.5	5:58:13.472

16 RRO RACING VSR — BMW 325I e36

3 — RRO RACING VSR

Vta.	D	Tiempo	Sector 1	Sector 2	Sector 3	V. Max.	Elapsed
1		5:02:13.387			5:02:13.387		5:02:13.387
2		2:24.105	1:07.881	41.883	34.341	82.2	5:04:37.492
3		2:01.087	46.499	41.032	33.556		5:06:38.579
4		2:02.210	46.409	41.847	33.954		5:08:40.789
5		2:03.024	46.782	41.910	34.332		5:10:43.813
6		2:04.011	46.909	42.084	35.018		5:12:47.824
7		2:03.166	46.910	42.088	34.168		5:14:50.990
8		2:02.355	46.550	41.543	34.262		5:16:53.345
9		2:03.596	47.113	42.244	34.239		5:18:56.941
10		2:02.860	46.701	42.274	33.885		5:20:59.801
11		2:01.579	47.093	41.256	33.230		5:23:01.380
12		2:00.993	45.928	41.236	33.829		5:25:02.373
13		2:00.762	46.911	40.768	33.083		5:27:03.135
14		2:00.413	45.667	41.171	33.575		5:29:03.548
15		2:01.262	46.025	41.000	34.237		5:31:04.810
16		2:01.313	46.335	41.555	33.423		5:33:06.123
17		2:02.265	46.562	42.198	33.505	185.8	5:35:08.388
18		2:05.134	49.555		2:38.639		5:37:13.522
19		2:03.343	48.075	41.454	33.814	185.5	5:39:16.865
20		2:00.415	47.113	40.230	33.072		5:41:17.280
21		1:59.549	45.678		2:32.621		5:43:16.829
22		2:02.326	46.555		4:34.947		5:45:19.155
23		2:01.741	46.036		6:36.688		5:47:20.896
24		7:29.457	46.813		14:06.145		5:54:50.353
25		5:08.527	3:52.885		19:14.672	100.3	5:59:58.880
26		2:00.731	45.755		21:15.403		6:01:59.611

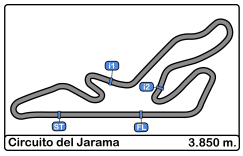

Circuito del Jarama
VI UV Endurance RACE Jarama
Carrera 8 horas resistencia
Lap Analysis 6 Hours

17 SAOCA SPORT — HONDA Civic

1 — SAOCA SPORT

Vta.	D	Tiempo	Sector 1	Sector 2	Sector 3	V. Max.	Elapsed
1		5:01:16.816		5:00:41.553	35.263		5:01:16.816
2		2:06.465	48.773	42.498	35.194	173.6	5:03:23.281
3		2:05.984	48.603	42.129	35.252	179.7	5:05:29.265
4		2:05.982	47.653	43.061	35.268	182.1	5:07:35.247
5		2:06.030	48.358	42.235	35.437	182.4	5:09:41.277
6		2:06.088	48.339	42.287	35.462	177.9	5:11:47.365
7		2:09.037	48.037	44.177	36.823	181.8	5:13:56.402
8		2:07.260	48.555	43.496	35.209	180.3	5:16:03.662
9		2:06.405	48.633	42.734	35.038	184.6	5:18:10.067
10		2:08.241	48.037	44.198	36.006	181.5	5:20:18.308
11		2:06.690	48.755	42.862	35.073	178.2	5:22:24.998
12		2:05.468	48.437	41.983	35.048	178.2	5:24:30.466
13		2:05.446	48.436	42.089	34.921	178.8	5:26:35.912
14		2:07.158	48.051	43.961	35.146	183.6	5:28:43.070
15		2:06.045	48.162	43.267	34.616	179.4	5:30:49.115
16		2:06.244	47.899	43.321	35.024	185.2	5:32:55.359
17		2:08.586	48.628	43.257	36.701	185.5	5:35:03.945
18		2:07.321	49.182	43.272	34.867	174.1	5:37:11.266
19		2:12.078	51.385	44.224	36.469	179.1	5:39:23.344
20		2:08.578	50.079	43.117	35.382	159.7	5:41:31.922
21		5:23.379	48.202	46.733	3:48.444	176.4	5:46:55.301
22		6:10.648	4:47.044	45.525	38.079	82.7	5:53:05.949
23		2:12.089	52.693	43.887	35.509	168.7	5:55:18.038
24		2:06.336	48.649	42.663	35.024	172.2	5:57:24.374
25		2:05.784	48.472	42.356	34.956	174.4	5:59:30.158
26		2:07.941	48.557	42.298	37.086	180.6	6:01:38.099
27			48.374			176.4	

19 RACING TO ENJOY — BMW E36 325i

3 — RACING TO ENJOY

Vta.	D	Tiempo	Sector 1	Sector 2	Sector 3	V. Max.	Elapsed
1		5:00:25.045			5:00:25.045		5:00:25.045
2		1:57.371	45.248	39.216	32.907	182.7	5:02:22.416
3		1:56.657	44.681	39.341	32.635	185.8	5:04:19.073
4		1:56.603	44.521	39.279	32.803	187.1	5:06:15.676
5		1:56.397	44.345	39.374	32.678	194.9	5:08:12.073
6		1:56.849	44.432	39.336	33.081	191.1	5:10:08.922
7		1:57.118	44.838	39.747	32.533	185.2	5:12:06.040
8		1:56.074	44.467	39.058	32.549	190.4	5:14:02.114
9		1:57.196	44.560	39.685	32.951	189.4	5:15:59.310
10		1:57.094	44.302	39.911	32.881	195.2	5:17:56.404
11		1:57.116	44.248	39.216	33.652	192.8	5:19:53.520
12		1:57.053	45.292	39.144	32.617	186.8	5:21:50.573
13		1:56.169	44.684	38.947	32.538	187.1	5:23:46.742
14		1:55.822	44.285	39.018	32.519	193.2	5:25:42.564
15		1:55.771	44.211	39.148	32.412	197.0	5:27:38.335
16		1:55.490	43.975	39.084	32.431	196.7	5:29:33.825
17		1:55.658	44.186	39.080	32.392	198.1	5:31:29.483
18		1:56.020	44.240	39.216	32.564	198.1	5:33:25.503
19		1:55.655	44.110	39.173	32.372	199.6	5:35:21.158
20		1:57.579	46.295	38.726	32.558	200.7	5:37:18.737
21		1:59.810	46.854	40.024	32.932	196.7	5:39:18.547
22		1:56.200	44.952	38.808	32.440	192.8	5:41:14.747
23		1:56.506	44.813	39.004	32.689	191.1	5:43:11.253
24		1:56.343	44.748	39.001	32.594	192.1	5:45:07.596
25		1:56.217	44.437	38.994	32.786	191.8	5:47:03.813
26		1:56.137	44.229	39.088	32.820	200.7	5:48:59.950
27		1:56.151	44.292	39.393	32.466	195.2	5:50:56.101
28		1:56.291	44.451	39.134	32.706	194.2	5:52:52.392
29		1:56.382	44.425	39.037	32.920	193.8	5:54:48.774
30		5:29.982	44.880	38.858	4:06.244	191.1	6:00:18.756

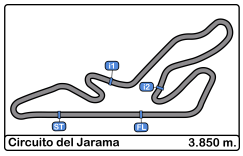

Circuito del Jarama
VI UV Endurance RACE Jarama
Carrera 8 horas resistencia
Lap Analysis 6 Hours

20 CLASICOS REDAN BMW 325i E30

3 CLASICOS REDAN

Vta.	D	Tiempo	Sector 1	Sector 2	Sector 3	V. Max.	Elapsed
1		5:00:35.308			5:00:35.308		5:00:35.308
2	P	5:40.914	49.879	43.951	4:07.084	155.3	5:06:16.222
3		7:19.277	5:55.366	46.261	37.650	90.3	5:13:35.499
4		2:13.633	52.364	44.699	36.570	165.3	5:15:49.132
5		2:17.872	52.729	47.673	37.470	164.3	5:18:07.004
6		2:12.419	50.231	44.782	37.406	171.9	5:20:19.423
7		2:09.799	49.246	44.100	36.453	170.8	5:22:29.222
8		2:13.529	51.434	44.562	37.533	160.4	5:24:42.751
9		2:08.456	49.164	43.844	35.448	179.1	5:26:51.207
10		2:07.602	48.912	43.347	35.343	171.7	5:28:58.809
11		2:08.924	48.248	42.721	37.955	174.4	5:31:07.733
12		2:10.168	50.323	44.110	35.735	183.3	5:33:17.901
13		2:08.985	48.485	44.908	35.592	181.2	5:35:26.886
14		2:08.268	48.907	43.694	35.667	178.2	5:37:35.154
15		2:06.760	48.927	42.670	35.163	181.2	5:39:41.914
16		2:07.086	48.647	43.411	35.028	177.6	5:41:49.000
17		2:05.872	48.353	42.510	35.009	181.2	5:43:54.872
18		2:05.836	48.506	42.428	34.902	181.2	5:46:00.708
19		2:06.287	48.135	42.596	35.556	184.6	5:48:06.995
20		2:06.809	48.413	43.004	35.392	177.9	5:50:13.804
21		2:10.308	50.409	44.286	35.613	154.5	5:52:24.112
22		2:06.883	49.018	42.595	35.270	178.8	5:54:30.995
23		2:06.752	48.649	42.744	35.359	175.8	5:56:37.747
24		2:06.763	48.993	42.497	35.273	177.3	5:58:44.510
25		2:06.882	48.818	42.842	35.222	163.3	6:00:51.392
26			47.981	42.406		182.7	

21 BOYACA VSR BMW 320i E36

3 BOYACA VSR

Vta.	D	Tiempo	Sector 1	Sector 2	Sector 3	V. Max.	Elapsed
1		5:00:28.421			5:00:28.421		5:00:28.421
2		1:56.791	44.655	39.554	32.582	199.6	5:02:25.212
3		1:56.385	45.010	39.012	32.363	199.6	5:04:21.597
4		1:56.332	44.847	38.961	32.524	200.3	5:06:17.929
5		1:56.093	44.928	38.867	32.298	200.0	5:08:14.022
6		1:56.100	44.560	38.835	32.705	200.3	5:10:10.122
7		1:56.696	45.124	38.820	32.752	202.6	5:12:06.818
8		1:56.820	45.035	39.145	32.640	201.1	5:14:03.638
9		1:57.414	45.092	39.061	33.261	201.8	5:16:01.052
10		1:57.559	45.266	39.277	33.016	196.3	5:17:58.611
11		1:55.969	44.816	38.701	32.452	197.8	5:19:54.580
12		1:56.296	45.009	38.719	32.568	200.0	5:21:50.876
13		1:56.556	45.066	38.855	32.635	201.4	5:23:47.432
14		1:56.068	44.601	38.728	32.739	201.8	5:25:43.500
15		1:56.101	44.485	38.806	32.810	198.8	5:27:39.601
16		1:55.636	44.382	38.738	32.516	202.2	5:29:35.237
17		1:55.546	44.303	38.649	32.594	200.0	5:31:30.783
18		1:55.759	44.486	38.639	32.634	201.8	5:33:26.542
19		1:56.301	44.646	39.057	32.598	202.2	5:35:22.843
20		1:56.364	45.461	38.517	32.386	201.8	5:37:19.207
21		1:58.566	46.045	39.954	32.567	203.3	5:39:17.773
22		1:56.535	45.186	38.752	32.597	199.6	5:41:14.308
23		1:56.769	45.084	38.781	32.904	202.6	5:43:11.077
24		1:55.926	44.736	38.657	32.533	196.7	5:45:07.003
25		1:55.719	44.432	38.751	32.536	198.8	5:47:02.722
26		1:56.174	44.953	38.709	32.512	200.0	5:48:58.896
27		1:56.250	44.453	39.161	32.636	198.8	5:50:55.146
28		1:56.680	45.126	38.926	32.628	198.8	5:52:51.826
29		1:56.097	44.600	38.815	32.682	198.1	5:54:47.923
30		1:56.018	44.988	38.762	32.268	196.0	5:56:43.941
31		1:57.116	44.888	39.137	33.091	196.0	5:58:41.057
32		1:57.284	45.041	39.315	32.928	188.8	6:00:38.341
33			45.176	39.638		197.0	

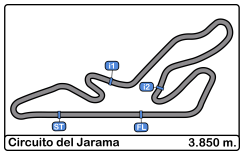

Circuito del Jarama
VI UV Endurance RACE Jarama
Carrera 8 horas resistencia
Lap Analysis 6 Hours

22 ABOGADO AMIGO TEAM — Citroen Saxo

SAXO — ABOGADO AMIGO TEAM

Vta.	D	Tiempo	Sector 1	Sector 2	Sector 3	V. Max.	Elapsed
1		5:01:15.855		5:00:39.554	36.301		5:01:15.855
2		2:11.922	51.073	44.228	36.621	163.6	5:03:27.777
3		2:11.080	49.974	44.415	36.691	168.7	5:05:38.857
4		2:11.318	50.120	44.501	36.697	168.7	5:07:50.175
5		2:10.729	49.960	44.459	36.310	168.2	5:10:00.904
6		2:11.484	50.015	44.778	36.691	168.4	5:12:12.388
7		2:12.391	49.775	44.878	37.738	168.7	5:14:24.779
8		2:10.475	49.919	44.399	36.157	171.1	5:16:35.254
9		2:10.927	50.079	44.465	36.383	170.6	5:18:46.181
10		2:12.210	49.544	45.831	36.835	170.0	5:20:58.391
11		2:10.939	50.015	44.313	36.611	170.3	5:23:09.330
12		2:10.710	49.740	44.296	36.674	168.7	5:25:20.040
13		2:11.683	49.888	44.691	37.104	167.9	5:27:31.723
14		2:11.987	49.938	44.949	37.100	167.7	5:29:43.710
15		2:10.615	49.785	44.022	36.808	169.0	5:31:54.325
16		2:10.656	49.714	44.412	36.530	169.0	5:34:04.981
17		2:10.832	49.867	44.544	36.421	169.2	5:36:15.813
18		2:11.894	50.308	44.968	36.618	169.5	5:38:27.707
19		2:12.336	49.941	45.493	36.902	168.7	5:40:40.043
20		4:21.429	P 50.637	44.489	2:46.303	169.8	5:45:01.472
21		7:06.848	5:45.372	44.929	36.547	88.5	5:52:08.320
22		2:11.582	51.130	44.168	36.284	163.6	5:54:19.902
23		2:11.809	50.686	44.439	36.684	165.8	5:56:31.711
24		2:11.228	49.838	44.166	37.224	164.1	5:58:42.939
25		2:12.316	50.859	44.597	36.860	160.9	6:00:55.255
26			50.378	44.641		163.8	

25 POLESTAR TEAM — Volvo 850

3 — POLESTAR TEAM

Vta.	D	Tiempo	Sector 1	Sector 2	Sector 3	V. Max.	Elapsed
1		5:02:39.187	5:01:16.041	45.828	37.318	173.6	5:02:39.187
2		2:15.244	51.464	45.011	38.769	175.6	5:04:54.431
3		2:13.744	51.794	44.794	37.156	173.0	5:07:08.175
4		2:12.768	50.603	44.677	37.488	174.1	5:09:20.943
5		2:12.242	50.164	44.121	37.957	176.7	5:11:33.185
6		2:13.002	50.454	43.845	38.703	178.5	5:13:46.187
7		2:12.017	51.633	43.532	36.852	169.8	5:15:58.204
8		2:18.335	55.985	45.646	36.704	140.9	5:18:16.539
9		2:10.654	50.045	43.390	37.219	180.9	5:20:27.193
10		2:11.787	51.604	43.450	36.733	177.6	5:22:38.980
11		2:12.521	50.354	43.755	38.412	178.8	5:24:51.501
12		2:11.679	50.119	44.730	36.830	180.3	5:27:03.180
13		2:12.324	50.476	43.737	38.111	165.6	5:29:15.504
14		2:10.721	50.102	43.876	36.743	180.6	5:31:26.225
15		2:15.772	54.541	44.247	36.984	182.4	5:33:41.997
16		2:12.458	51.661	44.004	36.793	180.6	5:35:54.455
17		2:11.091	50.792	43.613	36.686	178.5	5:38:05.546
18		2:10.124	49.974	43.472	36.678	178.2	5:40:15.670
19		2:09.962	49.849	43.682	36.431	180.6	5:42:25.632
20		2:09.161	49.459	43.304	36.398	183.6	5:44:34.793
21		2:11.631	50.116	45.284	36.231	173.3	5:46:46.424
22		2:12.571	50.218	44.910	37.443	177.0	5:48:58.995
23		2:13.421	53.009	43.600	36.812	162.6	5:51:12.416
24		2:10.948	50.440	43.781	36.727	179.4	5:53:23.364
25		2:11.960	51.518	43.805	36.637	174.1	5:55:35.324
26		2:11.598	51.346	43.344	36.908	143.6	5:57:46.922
27		2:10.229	49.686	43.721	36.822	180.9	5:59:57.151
28		2:13.586	52.784	44.142	36.660	181.8	6:02:10.737

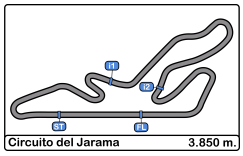

Circuito del Jarama
VI UV Endurance RACE Jarama
Carrera 8 horas resistencia
Lap Analysis 6 Hours

27 RG MOTORSPORT VW Golf MK2

2 RG MOTORSPORT

Vta.	D	Tiempo	Sector 1	Sector 2	Sector 3	V. Max.	Elapsed
1		5:02:28.779	5:01:03.953	47.257	37.569		5:02:28.779
2		2:13.151	50.548	45.907	36.696	163.1	5:04:41.930
3		2:13.131	50.175	45.763	37.193	166.4	5:06:55.061
4		2:12.168	50.403	45.192	36.573	159.2	5:09:07.229
5		2:12.281	50.194	45.233	36.854	156.0	5:11:19.510
6		2:14.545	51.682	45.579	37.284	162.6	5:13:34.055
7		2:13.878	50.714	46.098	37.066	158.3	5:15:47.933
8		2:14.920	50.153	46.963	37.804	162.4	5:18:02.853
9		2:12.639	50.470	45.245	36.924	161.6	5:20:15.492
10		2:13.183	51.151	45.385	36.647	153.6	5:22:28.675
11		2:11.919	50.286	45.099	36.534	159.7	5:24:40.594
12		2:13.047	50.715	45.528	36.804	156.5	5:26:53.641
13		2:16.013	52.146	46.846	37.021	159.5	5:29:09.654
14		2:11.891	49.961	45.107	36.823	168.7	5:31:21.545
15		7:07.356 P	50.574	47.226	5:29.556	159.7	5:38:28.901
16		5:19.762	4:01.084	43.109	35.569	93.6	5:43:48.663
17		2:05.708	47.840	42.265	35.603	181.8	5:45:54.371
18		2:06.298	48.636	41.755	35.907	184.3	5:48:00.669
19		2:05.196	47.918	41.869	35.409	183.0	5:50:05.865
20		2:05.377	48.362	42.280	34.735	185.8	5:52:11.242
21		2:06.713	47.733	43.681	35.299	186.8	5:54:17.955
22		2:06.412	48.559	42.184	35.669	183.3	5:56:24.367
23		2:05.203	47.976	42.414	34.813	185.2	5:58:29.570
24		2:05.691	47.971	42.483	35.237	177.3	6:00:35.261
25			48.064	42.353		183.9	

28 EMAN EGURRE RACING TEAM BMW E36 325i

3 EMAN EGURRE RACING TEAM

Vta.	D	Tiempo	Sector 1	Sector 2	Sector 3	V. Max.	Elapsed
1		5:02:33.515	5:01:08.604	47.611	37.300	182.4	5:02:33.515
2		2:13.474	51.788	44.702	36.984	162.4	5:04:46.989
3		2:10.204	49.436	43.881	36.887	172.8	5:06:57.193
4		2:13.512	51.535	45.100	36.877	151.2	5:09:10.705
5		2:09.147	49.278	43.780	36.089	175.3	5:11:19.852
6		2:11.049	50.309	44.305	36.435	176.7	5:13:30.901
7		4:45.563 P	50.573	44.996	3:09.994	163.1	5:18:16.464
8		4:57.418	3:35.309	45.320	36.789	77.5	5:23:13.882
9		2:11.323	50.457	44.287	36.579	167.1	5:25:25.205
10		2:10.715	50.087	43.942	36.686	170.0	5:27:35.920
11		2:17.116	55.018	44.678	37.420	130.1	5:29:53.036
12		2:11.776	50.172	44.671	36.933	170.3	5:32:04.812
13		2:09.958	49.722	43.607	36.629	165.8	5:34:14.770
14		2:09.946	50.086	43.600	36.260	160.9	5:36:24.716
15		2:14.601	50.781	44.333	39.487	167.1	5:38:39.317
16		2:14.121	50.272	46.481	37.368	173.3	5:40:53.438
17		2:13.653	50.972	44.668	38.013	165.1	5:43:07.091
18		2:17.450	55.044	45.684	36.722	154.7	5:45:24.541
19		2:09.479	49.773	43.706	36.000	170.3	5:47:34.020
20		2:11.426	49.594	45.158	36.674	169.0	5:49:45.446
21		6:17.872 P	51.479	45.186	4:41.207	158.1	5:56:03.318
22		5:13.676	3:53.675	42.989	37.012	92.3	6:01:16.994
23			49.936			180.0	

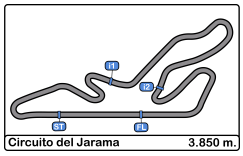

Circuito del Jarama
VI UV Endurance RACE Jarama
Carrera 8 horas resistencia
Lap Analysis 6 Hours

29 ALPHA RACING — BMW Compact

2 — ALPHA RACING

Vta.	D	Tiempo	Sector 1	Sector 2	Sector 3	V. Max.	Elapsed
1		5:01:06.753		5:00:31.887	34.866		5:01:06.753
2		2:04.951	47.872	41.949	35.130	175.6	5:03:11.704
3		2:05.699	48.236	41.814	35.649	176.1	5:05:17.403
4		2:04.406	47.851	41.694	34.861	176.7	5:07:21.809
5		2:05.671	47.773	42.560	35.338	176.7	5:09:27.480
6		2:11.398	51.608	43.378	36.412	176.1	5:11:38.878
7		2:06.078	47.794	42.159	36.125	174.7	5:13:44.956
8		2:05.089	47.898	42.088	35.103	174.4	5:15:50.045
9		2:06.036	48.554	42.051	35.431	172.8	5:17:56.081
10		2:04.897	48.044	41.517	35.336	175.6	5:20:00.978
11		2:04.194	47.573	41.468	35.153	176.1	5:22:05.172
12		2:13.389	56.205	42.030	35.154	175.3	5:24:18.561
13		2:06.217	47.594	43.393	35.230	175.8	5:26:24.778
14		2:04.959	47.826	41.982	35.151	175.0	5:28:29.737
15		2:05.387	48.272	41.795	35.320	176.1	5:30:35.124
16		2:05.104	48.078	41.903	35.123	173.3	5:32:40.228
17		2:04.598	47.783	41.792	35.023	171.9	5:34:44.826
18		2:04.535	47.492	41.529	35.514	174.7	5:36:49.361
19		2:06.398	49.126	42.171	35.101	176.7	5:38:55.759
20		2:05.824	48.248	42.221	35.355	175.8	5:41:01.583
21		2:05.236	47.822	42.043	35.371	175.8	5:43:06.819
22		2:05.424	47.907	42.685	34.832	175.3	5:45:12.243
23		2:04.232	47.632	41.702	34.898	175.6	5:47:16.475
24		2:05.082	48.481	42.023	34.578	168.2	5:49:21.557
25		2:04.652	48.065	41.638	34.949	175.8	5:51:26.209
26		2:05.099	47.759	41.864	35.476	174.4	5:53:31.308
27		2:04.727	47.937	41.992	34.798	175.0	5:55:36.035
28		2:04.100	47.515	41.615	34.970	175.3	5:57:40.135
29		2:03.915	47.458	41.539	34.918	174.7	5:59:44.050
30		2:04.513	47.587	41.901	35.025	173.9	6:01:48.563

30 PLIPETTI'S RACING TEAM — VW Golf GTI

2 — PLIPETTI'S RACING TEAM

Vta.	D	Tiempo	Sector 1	Sector 2	Sector 3	V. Max.	Elapsed
1		5:01:14.041		5:00:36.489	37.552		5:01:14.041
2		2:17.563	53.596	46.957	37.010	141.9	5:03:31.604
3		2:13.432	50.986	45.214	37.232	157.4	5:05:45.036
4		2:12.335	51.428	43.995	36.912	153.1	5:07:57.371
5	P	5:45.056	51.435	45.367	4:08.254	152.9	5:13:42.427
6		8:21.924	6:59.675	45.903	36.346	73.7	5:22:04.351
7		2:16.462	53.395	45.240	37.827	152.5	5:24:20.813
8		2:12.227	50.576	44.876	36.775	169.8	5:26:33.040
9		2:11.951	49.840	45.432	36.679	174.4	5:28:44.991
10		2:12.121	50.029	45.003	37.089	173.6	5:30:57.112
11		2:11.715	50.075	44.873	36.767	171.7	5:33:08.827
12		2:08.811	49.202	43.613	35.996	177.3	5:35:17.638
13		2:12.946	52.123	43.862	36.961	174.7	5:37:30.584
14		2:09.959	49.958	44.031	35.970	169.2	5:39:40.543
15		2:10.058	49.959	44.176	35.923	171.7	5:41:50.601
16		2:09.158	49.602	43.886	35.670	176.4	5:43:59.759
17		2:10.396	49.632	44.415	36.349	171.1	5:46:10.155
18		2:10.240	49.609	44.750	35.881	172.8	5:48:20.395
19		2:10.594	50.272	44.200	36.122	168.7	5:50:30.989
20		2:09.978	49.917	44.060	36.001	167.4	5:52:40.967
21		2:10.668	49.844	44.176	36.648	168.4	5:54:51.635
22		2:10.028	49.658	44.255	36.115	174.1	5:57:01.663
23		2:09.940	49.722	44.111	36.107	161.9	5:59:11.603
24		2:10.203	49.758	43.764	36.681	169.5	6:01:21.806
25			49.921			173.9	

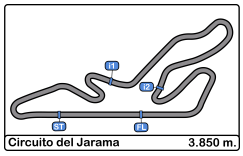

Circuito del Jarama
VI UV Endurance RACE Jarama
Carrera 8 horas resistencia
Lap Analysis 6 Hours

31 EB RACING BMW 325i E36

3 EB RACING

Vta.	D	Tiempo	Sector 1	Sector 2	Sector 3	V. Max.	Elapsed
1		5:05:25.320	5:04:07.113	42.661	35.546	93.5	5:05:25.320
2		2:04.860	48.045	41.923	34.892	181.5	5:07:30.180
3		2:05.845	48.329	42.238	35.278	180.0	5:09:36.025
4		2:06.412	48.253	42.834	35.325	174.1	5:11:42.437
5		2:04.674	48.027	41.753	34.894	188.1	5:13:47.111
6		2:04.677	48.208	41.827	34.642	183.9	5:15:51.788
7		2:06.861	48.883	42.727	35.251	178.5	5:17:58.649
8		2:03.638	47.410	41.436	34.792	178.5	5:20:02.287
9		2:03.256	47.347	41.405	34.504	185.2	5:22:05.543
10		2:03.974	47.898	41.643	34.433	176.1	5:24:09.517
11		2:03.593	47.760	41.370	34.463	176.4	5:26:13.110
12		2:03.466	47.763	41.355	34.348	178.8	5:28:16.576
13		2:04.793	47.588	42.581	34.624	180.9	5:30:21.369
14		2:03.761	47.834	41.674	34.253	179.1	5:32:25.130
15		2:04.688	48.822	41.390	34.476	170.3	5:34:29.818
16		2:03.277	47.515	41.422	34.340	177.9	5:36:33.095
17		2:04.274	47.969	41.292	35.013	180.9	5:38:37.369
18		2:04.282	47.897	41.870	34.515	173.6	5:40:41.651
19		2:04.873	47.974	41.504	35.395	175.8	5:42:46.524
20		2:04.321	47.888	41.693	34.740	176.1	5:44:50.845
21		2:04.544	48.167	41.749	34.628	167.9	5:46:55.389
22		2:05.696	48.267	41.658	35.771	170.3	5:49:01.085
23		2:04.166	48.252	41.571	34.343	180.0	5:51:05.251
24		2:04.213	48.096	41.650	34.467	171.4	5:53:09.464
25		2:04.923	48.341	41.702	34.880	178.2	5:55:14.387
26		2:03.835	47.207	41.891	34.737	187.8	5:57:18.222
27		2:04.864	48.585	41.499	34.780	168.2	5:59:23.086
28		2:04.158	47.661	41.510	34.987	181.8	6:01:27.244
29			47.843			171.1	

32 PUNTAL PRODUCTIONS BMW 325i E36

3 PUNTAL PRODUCTIONS

Vta.	D	Tiempo	Sector 1	Sector 2	Sector 3	V. Max.	Elapsed
1		5:03:52.295	5:02:33.967	43.315	35.013	82.2	5:03:52.295
2		2:06.439	48.783	42.828	34.828	164.1	5:05:58.734
3		2:04.645	47.929	42.075	34.641	176.7	5:08:03.379
4		2:04.283	47.409	42.443	34.431	180.6	5:10:07.662
5		2:06.591	49.578	42.051	34.962	180.6	5:12:14.253
6		2:06.406	49.601	42.487	34.318	162.1	5:14:20.659
7		2:02.743	47.094	41.581	34.068	177.3	5:16:23.402
8		2:03.050	47.015	40.997	35.038	182.4	5:18:26.452
9		2:03.715	47.594	41.782	34.339	176.1	5:20:30.167
10		2:05.171	47.036	42.531	35.604	180.0	5:22:35.338
11		2:05.369	47.620	42.857	34.892	170.8	5:24:40.707
12		2:02.099	46.705	40.989	34.405	177.3	5:26:42.806
13		2:02.537	47.123	41.287	34.127	177.3	5:28:45.343
14		2:02.057	46.816	41.282	33.959	176.7	5:30:47.400
15		2:04.200	47.063	41.846	35.291	180.3	5:32:51.600
16		2:03.227	47.653	41.440	34.134	179.1	5:34:54.827
17		2:04.356	48.087	42.139	34.130	158.3	5:36:59.183
18		2:03.637	48.282	41.108	34.247	173.3	5:39:02.820
19		2:04.695	48.017	41.338	35.340	163.3	5:41:07.515
20		2:03.576	47.561	41.399	34.616	175.3	5:43:11.091
21		2:02.773	47.575	41.120	34.078	159.2	5:45:13.864
22		2:02.851	47.408	41.165	34.278	173.3	5:47:16.715
23		2:03.137	47.298	41.519	34.320	178.8	5:49:19.852
24		2:01.943	46.772	41.131	34.040	173.9	5:51:21.795
25		2:02.492	47.012	41.133	34.347	173.3	5:53:24.287
26		2:02.492	47.504	40.892	34.096	168.7	5:55:26.779
27		2:03.073	47.686	41.181	34.206	161.4	5:57:29.852
28		2:03.177	47.404	41.836	33.937	168.2	5:59:33.029
29		2:03.699	47.965	41.066	34.668	161.6	6:01:36.728
30			46.722			180.0	

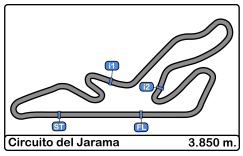

Circuito del Jarama
VI UV Endurance RACE Jarama
Carrera 8 horas resistencia
Lap Analysis 6 Hours

33 AMAZON SPORT 1 — VW Golf MK3

2 — AMAZON SPORT 1

Vta.	D	Tiempo	Sector 1	Sector 2	Sector 3	V. Max.	Elapsed
1		5:00:46.350			5:00:46.350		5:00:46.350
2		2:09.510	49.033	43.259	37.218	183.3	5:02:55.860
3		2:10.246	49.890	43.549	36.807	184.6	5:05:06.106
4		2:12.210	50.968	44.146	37.096	172.2	5:07:18.316
5		2:13.563	53.074	43.372	37.117	175.0	5:09:31.879
6		2:09.994	49.338	43.293	37.363	177.3	5:11:41.873
7		2:09.653	50.122	43.212	36.319	181.8	5:13:51.526
8		2:09.735	49.441	43.190	37.104	182.7	5:16:01.261
9		2:11.847	50.386	44.253	37.208	172.8	5:18:13.108
10		2:11.085	50.445	43.526	37.114	181.5	5:20:24.193
11		2:10.929	50.430	43.526	36.973	175.3	5:22:35.122
12		2:09.996	50.332	43.439	36.225	166.9	5:24:45.118
13		2:09.269	49.526	43.358	36.385	183.9	5:26:54.387
14		2:12.501	50.759	44.531	37.211	171.9	5:29:06.888
15		2:11.920	50.860	43.824	37.236	173.0	5:31:18.808
16		2:11.743	49.378	44.165	38.200	185.2	5:33:30.551
17		2:09.928	49.686	43.636	36.606	181.5	5:35:40.479
18		2:15.195	53.034	44.694	37.467	179.1	5:37:55.674
19		2:14.989	53.476	44.235	37.278	168.7	5:40:10.663
20		2:11.264	49.820	43.911	37.533	179.7	5:42:21.927
21		2:12.287	51.135	44.229	36.923	173.6	5:44:34.214
22		2:11.389	49.602	43.428	38.359	170.6	5:46:45.603
23		6:14.849	P 49.495	44.353	4:41.001	174.1	5:53:00.452
24		5:42.446	4:17.372	45.545	39.529	86.3	5:58:42.898
25		2:14.933	52.611	44.446	37.876	148.3	6:00:57.831
26			50.233	44.659		166.9	

34 RRB COMPETICION — Renault Clio

2 — RRB COMPETICION

Vta.	D	Tiempo	Sector 1	Sector 2	Sector 3	V. Max.	Elapsed
1		5:00:42.801			5:00:42.801		5:00:42.801
2		2:03.029	47.203	41.371	34.455	181.2	5:02:45.830
3		2:05.796	47.497	42.802	35.497	179.7	5:04:51.626
4		2:05.898	48.064	41.919	35.915	175.0	5:06:57.524
5		4:33.405	P 51.013	42.918	2:59.474	162.1	5:11:30.929
6		8:32.995	7:17.160	41.506	34.329	63.3	5:20:03.924
7		2:03.584	47.327	41.898	34.359	183.0	5:22:07.508
8		2:05.640	48.960	42.061	34.619	181.5	5:24:13.148
9		2:03.929	47.748	41.758	34.423	178.5	5:26:17.077
10		2:03.635	48.070	41.200	34.365	177.0	5:28:20.712
11		2:04.888	47.294	42.904	34.690	183.6	5:30:25.600
12		2:06.427	47.375	43.841	35.211	181.8	5:32:32.027
13		2:03.783	47.466	41.749	34.568	181.5	5:34:35.810
14		2:04.078	47.347	41.582	35.149	182.7	5:36:39.888
15		2:03.453	47.567	41.400	34.486	180.3	5:38:43.341
16		2:06.222	48.718	42.140	35.364	172.2	5:40:49.563
17		2:03.297	47.380	41.545	34.372	175.8	5:42:52.860
18		2:05.409	47.796	42.116	35.497	177.3	5:44:58.269
19		4:30.714	P 48.296	42.631	2:59.787	172.8	5:49:28.983
20		6:45.748	5:28.181	42.589	34.978	69.9	5:56:14.731
21		2:05.481	48.379	42.543	34.559	164.1	5:58:20.212
22		2:03.752	47.378	41.649	34.725	177.9	6:00:23.964
23		2:04.587	47.580	42.269	34.738	177.9	6:02:28.551

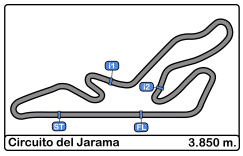

Circuito del Jarama
VI UV Endurance RACE Jarama
Carrera 8 horas resistencia
Lap Analysis 6 Hours

40 UV-TEC — Citroen Saxo

SAXO — UV-TEC

Vta.	D	Tiempo	Sector 1	Sector 2	Sector 3	V. Max.	Elapsed
1		5:05:04.117	5:03:34.082	51.791	38.244	68.1	5:05:04.117
2		2:18.057	53.502	45.784	38.771	160.9	5:07:22.174
3		2:16.774	51.942	46.212	38.620	164.8	5:09:38.948
4		2:16.915	52.457	46.166	38.292	160.2	5:11:55.863
5		2:18.962	52.384	47.716	38.862	164.3	5:14:14.825
6		2:18.485	52.301	47.854	38.330	161.4	5:16:33.310
7		2:20.543	53.316	47.709	39.518	161.4	5:18:53.853
8		2:18.449	52.899	47.065	38.485	157.4	5:21:12.302
9		2:16.631	52.052	46.019	38.560	160.4	5:23:28.933
10		2:16.645	51.801	46.019	38.825	159.2	5:25:45.578
11		2:15.755	52.173	45.828	37.754	160.7	5:28:01.333
12		2:15.476	51.684	45.798	37.994	161.6	5:30:16.809
13		2:17.169	53.079	46.359	37.731	160.7	5:32:33.978
14		2:14.858	51.305	45.658	37.895	165.3	5:34:48.836
15		2:15.518	51.298	45.904	38.316	164.1	5:37:04.354
16		2:16.570	51.990	45.982	38.598	162.8	5:39:20.924
17		2:17.124	53.635	45.646	37.843	162.8	5:41:38.048
18		2:14.754	51.203	45.927	37.624	163.3	5:43:52.802
19		2:14.769	51.718	45.512	37.539	164.1	5:46:07.571
20		2:15.163	51.501	46.215	37.447	163.3	5:48:22.734
21		2:14.643	51.493	45.584	37.566	162.8	5:50:37.377
22		2:15.357	51.504	46.292	37.561	161.9	5:52:52.734
23		2:14.595	50.961	45.596	38.038	164.1	5:55:07.329
24		2:15.122	51.410	45.661	38.051	163.8	5:57:22.451
25		2:15.506	52.097	45.717	37.692	167.1	5:59:37.957
26		2:14.437	51.176	45.495	37.766	162.8	6:01:52.394

46 UV-SAYAGO — Citroen Saxo

SAXO — UV-SAYAGO

Vta.	D	Tiempo	Sector 1	Sector 2	Sector 3	V. Max.	Elapsed
1		5:01:01.172			5:01:01.172		5:01:01.172
2	P	6:30.332	56.659	52.677	4:40.996	147.5	5:07:31.504
3		5:52.314	4:30.049	45.494	36.771	86.4	5:13:23.818
4		2:10.954	49.788	44.690	36.476	169.5	5:15:34.772
5		2:09.966	49.390	44.303	36.273	169.8	5:17:44.738
6		2:10.513	49.497	44.261	36.755	170.0	5:19:55.251
7		2:09.734	49.273	44.156	36.305	172.2	5:22:04.985
8		2:11.498	50.953	44.458	36.087	168.7	5:24:16.483
9		2:10.388	49.546	44.700	36.142	173.0	5:26:26.871
10		2:08.674	48.971	43.736	35.967	173.6	5:28:35.545
11		2:08.152	48.823	43.602	35.727	172.8	5:30:43.697
12		2:09.182	48.819	44.225	36.138	175.8	5:32:52.879
13		2:09.170	49.287	43.746	36.137	171.4	5:35:02.049
14		2:07.830	48.544	43.486	35.800	173.3	5:37:09.879
15		2:11.092	50.536	44.139	36.417	174.1	5:39:20.971
16		2:07.667	48.508	43.506	35.653	174.7	5:41:28.638
17		2:07.349	48.248	43.485	35.616	174.7	5:43:35.987
18		2:08.167	48.316	44.099	35.752	174.1	5:45:44.154
19		2:16.585	48.523	43.368	44.694	176.1	5:48:00.739
20		2:08.523	49.169	43.485	35.869	169.5	5:50:09.262
21		2:07.516	48.359	43.408	35.749	173.6	5:52:16.778
22		2:07.772	48.439	43.522	35.811	172.8	5:54:24.550
23		2:07.658	48.444	43.560	35.654	173.3	5:56:32.208
24		2:08.410	48.437	43.567	36.406	175.6	5:58:40.618
25		2:08.039	48.609	43.687	35.743	173.9	6:00:48.657
26			48.387	43.529		172.5	

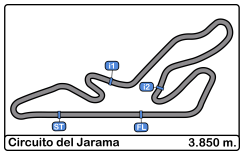

Circuito del Jarama
VI UV Endurance RACE Jarama
Carrera 8 horas resistencia
Analysis by Lap 6 Hours

Lap 1

Num	Lap Time	Gap
19	5:00:25.045	
21	5:00:28.421	03.376
20	5:00:35.308	10.263
34	5:00:42.801	17.756
33	5:00:46.350	21.305
7	5:00:47.043	21.998
9	5:00:50.186	25.141
6	5:00:54.003	28.958
46	5:01:01.172	36.127
5	5:01:06.630	41.585
29	5:01:06.753	41.708
14	5:01:10.230	45.185
30	5:01:14.041	48.996
22	5:01:15.855	50.810
17	5:01:16.816	51.771
3	5:01:37.876	1:12.831
1	5:02:03.376	1:38.331
2	5:02:08.364	1:43.319
16	5:02:13.387	1:48.342

Lap 2

Num	Lap Time	Gap
19	1:57.371	
21	1:56.791	02.796
10	5:02:25.702	1 Lap
27	5:02:28.779	1 Lap
28	5:02:33.515	1 Lap
25	5:02:39.187	1 Lap
34	2:03.029	23.414
9	2:03.294	31.064
33	2:09.510	33.444
7	2:09.054	33.681
6	2:08.041	39.628
29	2:04.951	49.288
14	2:03.941	51.755
5	2:09.545	53.759
17	2:06.465	1:00.865
22	2:11.922	1:05.361
30	2:17.563	1:09.188
3	2:07.511	1:22.971
32	5:03:52.295	1 Lap
1	2:05.989	1:46.949
11	5:04:12.078	1 Lap
2	2:04.275	1:50.223

Lap 3

Num	Lap Time	Gap
19	1:56.657	
21	1:56.385	02.524
10	2:08.768	1 Lap
16	2:24.105	1 Lap
27	2:13.151	1 Lap
28	2:13.474	1 Lap
34	2:05.796	32.553
25	2:15.244	1 Lap
9	2:03.097	37.504
40	5:05:04.117	2 Laps
7	2:09.198	46.222
33	2:10.246	47.033
6	2:08.424	51.395
29	2:05.699	58.330
14	2:04.271	59.369
31	5:05:25.320	2 Laps
5	2:10.374	1:07.476
17	2:05.984	1:10.192
22	2:11.080	1:19.784
30	2:13.432	1:25.963
3	2:07.208	1:33.522
32	2:06.439	1 Lap
1	2:05.860	1:56.152

Lap 4

Num	Lap Time	Gap
19	1:56.603	
20	5:40.914	2 Laps
21	1:56.332	02.253
2	2:05.426	1 Lap
16	2:01.087	1 Lap
10	2:08.406	1 Lap
27	2:13.131	1 Lap
28	2:10.204	1 Lap
34	2:05.898	41.848
25	2:13.744	1 Lap
7	2:12.467	1:02.086
33	2:12.210	1:02.640
6	2:08.748	1:03.540
29	2:04.406	1:06.133
40	2:18.057	2 Laps
14	2:04.133	1:06.899
31	2:04.860	2 Laps
46	6:30.332	2 Laps
5	2:08.634	1:19.507
17	2:05.982	1:19.571
22	2:11.318	1:34.499
11	3:39.032	2 Laps
30	2:12.335	1:41.695
3	2:07.543	1:44.462
32	2:04.645	1 Lap

Lap 5

Num	Lap Time	Gap
19	1:56.397	
21	1:56.093	01.949
2	2:04.658	1 Lap
1	2:10.257	1 Lap
16	2:02.210	1 Lap
10	2:08.134	1 Lap
27	2:12.168	1 Lap
28	2:13.512	1 Lap
25	2:12.768	1 Lap
29	2:05.671	1:15.407
14	2:05.602	1:16.104
6	2:09.899	1:17.042
7	2:13.126	1:18.815
9	4:35.054	1 Lap
33	2:13.563	1:19.806
31	2:05.845	2 Laps
40	2:16.774	2 Laps
17	2:06.030	1:29.204
5	2:09.816	1:32.926
11	2:02.812	2 Laps
22	2:10.729	1:48.831
3	2:06.996	1:55.061
32	2:04.283	1 Lap

Lap 6

Num	Lap Time	Gap
19	1:56.849	
21	1:56.100	01.200
2	2:04.423	1 Lap
1	2:05.424	1 Lap
16	2:03.024	1 Lap
10	2:09.151	1 Lap
27	2:12.281	1 Lap
28	2:09.147	1 Lap
34	4:33.405	1 Lap
14	2:03.650	1:22.905
25	2:12.242	1 Lap
29	2:11.398	1:29.956
33	2:09.994	1:32.951
31	2:06.412	2 Laps
7	2:13.369	1:35.335
17	2:06.088	1:38.443
5	2:09.960	1:46.037
40	2:16.915	2 Laps
11	2:03.126	2 Laps

Lap 7

Num	Lap Time	Gap
19	1:57.118	
21	1:56.696	00.778
22	2:11.484	1 Lap
32	2:06.591	2 Laps
3	2:09.244	1 Lap
2	2:04.845	1 Lap
1	2:05.060	1 Lap
16	2:04.011	1 Lap
10	2:10.899	1 Lap
46	5:52.314	4 Laps
6	3:58.728	1 Lap
28	2:11.049	1 Lap
27	2:14.545	1 Lap
20	7:19.277	4 Laps
14	2:04.706	1:30.493
30	5:45.056	2 Laps
29	2:06.078	1:38.916
25	2:13.002	1 Lap
31	2:04.674	2 Laps
33	2:09.653	1:45.486
7	2:11.996	1:50.213
17	2:09.037	1:50.362

Lap 8

Num	Lap Time	Gap
19	1:56.074	
11	2:05.140	3 Laps
21	1:56.820	01.524
5	2:10.109	1 Lap
40	2:18.962	3 Laps
32	2:06.406	2 Laps
3	2:07.322	1 Lap
22	2:12.391	1 Lap
2	2:04.002	1 Lap
1	2:04.353	1 Lap
16	2:03.166	1 Lap
10	2:08.614	1 Lap
46	2:10.954	4 Laps
14	2:04.905	1:39.324
27	2:13.878	1 Lap
20	2:13.633	4 Laps
29	2:05.089	1:47.931
31	2:04.677	2 Laps
25	2:12.017	1 Lap

Lap 9

Num	Lap Time	Gap
19	1:57.196	
21	1:57.414	01.742
33	2:09.735	1 Lap
17	2:07.260	1 Lap
11	2:05.405	3 Laps
7	2:15.236	1 Lap
5	2:09.223	1 Lap
32	2:02.743	2 Laps
3	2:05.301	1 Lap
40	2:18.485	3 Laps
22	2:10.475	1 Lap

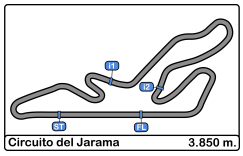

Circuito del Jarama
VI UV Endurance RACE Jarama
Carrera 8 horas resistencia
Analysis by Lap 6 Hours

Num	Lap Time	Gap
2	2:03.999	1 Lap
1	2:03.738	1 Lap
16	2:02.355	1 Lap
10	2:08.356	1 Lap
46	2:09.966	4 Laps
14	2:05.873	1:48.001
29	2:06.036	1:56.771
Num	**Lap Time**	**Gap**
Lap 10		
19	1:57.094	
21	1:57.559	02.207
31	2:06.861	3 Laps
27	2:14.920	2 Laps
20	2:17.872	5 Laps
17	2:06.405	1 Lap
11	2:04.964	3 Laps
33	2:11.847	1 Lap
28	4:45.563	3 Laps
25	2:18.335	2 Laps
5	2:10.510	1 Lap
32	2:03.050	2 Laps
3	2:05.053	1 Lap
2	2:03.511	1 Lap
22	2:10.927	1 Lap
1	2:05.437	1 Lap
40	2:20.543	3 Laps
16	2:03.596	1 Lap
10	2:09.327	1 Lap
14	2:04.042	1:54.949
Num	**Lap Time**	**Gap**
Lap 11		
19	1:57.116	
21	1:55.969	01.060
46	2:10.513	5 Laps
29	2:04.897	1 Lap
31	2:03.638	3 Laps
34	8:32.995	5 Laps
27	2:12.639	2 Laps
11	2:03.294	3 Laps
17	2:08.241	1 Lap

Num	Lap Time	Gap
20	2:12.419	5 Laps
33	2:11.085	1 Lap
25	2:10.654	2 Laps
32	2:03.715	2 Laps
3	2:05.112	1 Lap
2	2:03.677	1 Lap
1	2:06.588	1 Lap
22	2:12.210	1 Lap
16	2:02.860	1 Lap
7	4:49.926	2 Laps
40	2:18.449	3 Laps
10	2:08.797	1 Lap
Num	**Lap Time**	**Gap**
Lap 12		
19	1:57.053	
21	1:56.296	00.303
14	2:06.230	1 Lap
30	8:21.924	6 Laps
46	2:09.734	5 Laps
29	2:04.194	1 Lap
31	2:03.256	3 Laps
34	2:03.584	5 Laps
11	2:02.172	3 Laps
17	2:06.690	1 Lap
27	2:13.183	2 Laps
20	2:09.799	5 Laps
5	4:06.951	2 Laps
33	2:10.929	1 Lap
32	2:05.171	2 Laps
25	2:11.787	2 Laps
3	2:05.192	1 Lap
2	2:03.791	1 Lap
1	2:04.465	1 Lap
16	2:01.579	1 Lap
22	2:10.939	1 Lap
28	4:57.418	4 Laps
40	2:16.631	3 Laps

Num	Lap Time	Gap
Lap 13		
19	1:56.169	
21	1:56.556	00.690
10	2:08.966	2 Laps
14	2:06.013	1 Lap
31	2:03.974	3 Laps
34	2:05.640	5 Laps
46	2:11.498	5 Laps
29	2:13.389	1 Lap
30	2:16.462	6 Laps
11	2:02.946	3 Laps
17	2:05.468	1 Lap
27	2:11.919	2 Laps
32	2:05.369	2 Laps
9	15:09.373	8 Laps
20	2:13.529	5 Laps
33	2:09.996	1 Lap
3	2:05.555	1 Lap
25	2:12.521	2 Laps
2	2:03.846	1 Lap
16	2:00.993	1 Lap
1	2:05.510	1 Lap
22	2:10.710	1 Lap
28	2:11.323	4 Laps
Num	**Lap Time**	**Gap**
Lap 14		
19	1:55.822	
21	1:56.068	00.936
40	2:16.645	4 Laps
10	2:09.112	2 Laps
14	2:05.766	1 Lap
31	2:03.593	3 Laps
34	2:03.929	5 Laps
11	2:01.810	3 Laps
29	2:06.217	1 Lap
46	2:10.388	5 Laps
30	2:12.227	6 Laps
17	2:05.446	1 Lap
32	2:02.099	2 Laps
20	2:08.456	5 Laps

Num	Lap Time	Gap
27	2:13.047	2 Laps
33	2:09.269	1 Lap
3	2:05.153	1 Lap
2	2:03.442	1 Lap
16	2:00.762	1 Lap
25	2:11.679	2 Laps
9	2:22.983	8 Laps
1	2:02.987	1 Lap
22	2:11.683	1 Lap
28	2:10.715	4 Laps
Num	**Lap Time**	**Gap**
Lap 15		
19	1:55.771	
21	1:56.101	01.266
5	5:10.082	4 Laps
40	2:15.755	4 Laps
10	2:09.325	2 Laps
14	2:05.046	1 Lap
31	2:03.466	3 Laps
34	2:03.635	5 Laps
11	2:00.925	3 Laps
29	2:04.959	1 Lap
46	2:08.674	5 Laps
17	2:07.158	1 Lap
30	2:11.951	6 Laps
32	2:02.537	2 Laps
20	2:07.602	5 Laps
2	2:03.867	1 Lap
16	2:00.413	1 Lap
9	2:00.414	8 Laps
3	2:09.822	1 Lap
33	2:12.501	1 Lap
27	2:16.013	2 Laps
1	2:02.853	1 Lap
25	2:12.324	2 Laps
Num	**Lap Time**	**Gap**
Lap 16		
19	1:55.490	
21	1:55.636	01.412
22	2:11.987	2 Laps

Num	Lap Time	Gap
5	2:06.404	4 Laps
28	2:17.116	5 Laps
40	2:15.476	4 Laps
14	2:04.798	1 Lap
31	2:04.793	3 Laps
10	2:09.806	2 Laps
11	2:00.277	3 Laps
34	2:04.888	5 Laps
29	2:05.387	1 Lap
12	5:30:42.658	15 Laps
46	2:08.152	5 Laps
32	2:02.057	2 Laps
17	2:06.045	1 Lap
30	2:12.121	6 Laps
16	2:01.262	1 Lap
9	2:01.702	8 Laps
2	2:04.030	1 Lap
20	2:08.924	5 Laps
3	2:04.525	1 Lap
1	2:04.542	1 Lap
33	2:11.920	1 Lap
27	2:11.891	2 Laps
7	10:23.580	6 Laps
25	2:10.721	2 Laps
Num	**Lap Time**	**Gap**
Lap 17		
19	1:55.658	
21	1:55.546	01.300
22	2:10.615	2 Laps
5	2:06.119	4 Laps
28	2:11.776	5 Laps
14	2:04.733	1 Lap
31	2:03.761	3 Laps
11	2:01.721	3 Laps
34	2:06.427	5 Laps
10	2:08.885	2 Laps
40	2:17.169	4 Laps
29	2:05.104	1 Lap
6	19:23.016	10 Laps
32	2:04.200	2 Laps

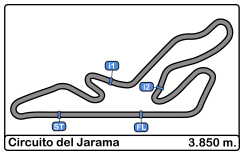

Circuito del Jarama
VI UV Endurance RACE Jarama
Carrera 8 horas resistencia
Analysis by Lap 6 Hours

Num	Lap Time	Gap
12	2:09.795	15 Laps
46	2:09.182	5 Laps
17	2:06.244	1 Lap
16	2:01.313	1 Lap
9	2:00.688	8 Laps
30	2:11.715	6 Laps
2	2:03.410	1 Lap
20	2:10.168	5 Laps
1	2:03.427	1 Lap
Num	**Lap Time**	**Gap**
Lap 18		
19	1:56.020	
21	1:55.759	01.039
33	2:11.743	2 Laps
7	2:12.277	7 Laps
25	2:15.772	3 Laps
5	2:06.277	4 Laps
22	2:10.656	2 Laps
28	2:09.958	5 Laps
31	2:04.688	3 Laps
11	2:05.522	3 Laps
14	2:10.155	1 Lap
34	2:03.783	5 Laps
10	2:08.122	2 Laps
29	2:04.598	1 Lap
40	2:14.858	4 Laps
32	2:03.227	2 Laps
46	2:09.170	5 Laps
6	2:12.175	10 Laps
12	2:10.986	15 Laps
17	2:08.586	1 Lap
9	1:59.803	8 Laps
16	2:02.265	1 Lap
2	2:03.167	1 Lap
30	2:08.811	6 Laps
Num	**Lap Time**	**Gap**
Lap 19		
19	1:55.655	
21	1:56.301	01.685
1	2:05.488	2 Laps

Num	Lap Time	Gap
20	2:08.985	6 Laps
33	2:09.928	2 Laps
7	2:11.894	7 Laps
25	2:12.458	3 Laps
5	2:06.566	4 Laps
22	2:10.832	2 Laps
28	2:09.946	5 Laps
31	2:03.277	3 Laps
11	2:02.246	3 Laps
14	2:03.734	1 Lap
34	2:04.078	5 Laps
29	2:04.535	1 Lap
10	2:09.720	2 Laps
32	2:04.356	2 Laps
40	2:15.518	4 Laps
46	2:07.830	5 Laps
12	2:07.481	15 Laps
17	2:07.321	1 Lap
16	2:05.134	1 Lap
2	2:03.994	1 Lap
Num	**Lap Time**	**Gap**
Lap 20		
19	1:57.579	
21	1:56.364	00.470
1	2:05.012	2 Laps
30	2:12.946	7 Laps
20	2:08.268	6 Laps
3	6:36.559	4 Laps
33	2:15.195	2 Laps
7	2:13.174	7 Laps
9	2:56.273	9 Laps
25	2:11.091	3 Laps
5	2:06.369	4 Laps
22	2:11.894	2 Laps
27	7:07.356	5 Laps
11	2:01.674	3 Laps
31	2:04.274	3 Laps
28	2:14.601	5 Laps
14	2:04.717	1 Lap
34	2:03.453	5 Laps

Num	Lap Time	Gap
29	2:06.398	1 Lap
10	2:11.125	2 Laps
32	2:03.637	2 Laps
16	2:03.343	1 Lap
Num	**Lap Time**	**Gap**
Lap 21		
21	1:58.566	
19	1:59.810	00.774
40	2:16.570	5 Laps
46	2:11.092	6 Laps
2	2:05.799	2 Laps
12	2:12.318	16 Laps
17	2:12.078	2 Laps
30	2:09.959	7 Laps
20	2:06.760	6 Laps
33	2:14.989	2 Laps
7	2:10.627	7 Laps
25	2:10.124	3 Laps
5	2:10.169	4 Laps
11	2:01.291	3 Laps
22	2:12.336	2 Laps
31	2:04.282	3 Laps
14	2:06.730	1 Lap
34	2:06.222	5 Laps
28	2:14.121	5 Laps
29	2:05.824	1 Lap
32	2:04.695	2 Laps
10	2:09.424	2 Laps
Num	**Lap Time**	**Gap**
Lap 22		
21	1:56.535	
19	1:56.200	00.439
16	2:00.415	2 Laps
2	2:03.775	2 Laps
46	2:07.667	6 Laps
12	2:07.597	16 Laps
17	2:08.578	2 Laps
40	2:17.124	5 Laps
20	2:07.086	6 Laps
30	2:10.058	7 Laps

Num	Lap Time	Gap
33	2:11.264	2 Laps
7	2:09.130	7 Laps
25	2:09.962	3 Laps
1	4:56.049	3 Laps
5	2:06.604	4 Laps
11	2:01.908	3 Laps
31	2:04.873	3 Laps
34	2:03.297	5 Laps
14	2:07.409	1 Lap
29	2:05.236	1 Lap
28	2:13.653	5 Laps
Num	**Lap Time**	**Gap**
Lap 23		
21	1:56.769	
32	2:03.576	3 Laps
19	1:56.506	00.176
16	1:59.549	2 Laps
10	2:09.219	3 Laps
2	2:03.062	2 Laps
46	2:07.349	6 Laps
12	2:06.003	16 Laps
27	5:19.762	7 Laps
40	2:14.754	5 Laps
20	2:05.872	6 Laps
30	2:09.158	7 Laps
7	2:09.197	7 Laps
33	2:12.287	2 Laps
25	2:09.161	3 Laps
5	2:06.835	4 Laps
11	2:01.998	3 Laps
31	2:04.321	3 Laps
34	2:05.409	5 Laps
22	4:21.429	3 Laps
14	2:06.903	1 Lap
Num	**Lap Time**	**Gap**
Lap 24		
21	1:55.926	
19	1:56.343	00.593
29	2:05.424	2 Laps
32	2:02.773	3 Laps

Num	Lap Time	Gap
16	2:02.326	2 Laps
28	2:17.450	6 Laps
10	2:07.939	3 Laps
2	2:03.256	2 Laps
12	2:06.431	16 Laps
46	2:08.167	6 Laps
3	8:08.092	7 Laps
27	2:05.708	7 Laps
20	2:05.836	6 Laps
40	2:14.769	5 Laps
30	2:10.396	7 Laps
7	2:08.890	7 Laps
11	2:01.455	3 Laps
5	2:07.652	4 Laps
33	2:11.389	2 Laps
25	2:11.631	3 Laps
17	5:23.379	3 Laps
31	2:04.544	3 Laps
Num	**Lap Time**	**Gap**
Lap 25		
21	1:55.719	
19	1:56.217	01.091
14	2:08.461	2 Laps
29	2:04.232	2 Laps
32	2:02.851	3 Laps
16	2:01.741	2 Laps
28	2:09.479	6 Laps
2	2:04.382	2 Laps
6	12:38.549	16 Laps
12	2:07.564	16 Laps
27	2:06.298	7 Laps
46	2:16.585	6 Laps
3	2:06.937	7 Laps
20	2:06.287	6 Laps
30	2:10.240	7 Laps
40	2:15.163	5 Laps
11	2:01.239	3 Laps
7	2:08.457	7 Laps
5	2:07.382	4 Laps
1	6:28.554	5 Laps

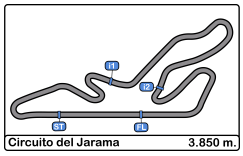

Circuito del Jarama
VI UV Endurance RACE Jarama
Carrera 8 horas resistencia
Analysis by Lap 6 Hours

Lap 26

Num	Lap Time	Gap
21	1:56.174	
25	2:12.571	4 Laps
19	1:56.137	01.054
31	2:05.696	4 Laps
14	2:07.738	2 Laps
32	2:03.137	3 Laps
29	2:05.082	2 Laps
34	4:30.714	7 Laps
2	2:03.733	2 Laps
28	2:11.426	6 Laps
6	2:05.752	16 Laps
12	2:07.634	16 Laps
27	2:05.196	7 Laps
3	2:05.175	7 Laps
46	2:08.523	6 Laps
20	2:06.809	6 Laps
30	2:10.594	7 Laps
40	2:14.643	5 Laps
11	2:02.113	3 Laps
10	5:26.008	4 Laps

Lap 27

Num	Lap Time	Gap
21	1:56.250	
19	1:56.151	00.955
7	2:09.238	8 Laps
5	2:07.812	5 Laps
1	2:05.116	6 Laps
31	2:04.166	4 Laps
25	2:13.421	4 Laps
32	2:01.943	3 Laps
29	2:04.652	2 Laps
14	2:08.231	2 Laps
2	2:03.475	2 Laps
6	2:05.657	16 Laps
12	2:08.251	16 Laps
22	7:06.848	6 Laps
27	2:05.377	7 Laps
3	2:06.157	7 Laps
46	2:07.516	6 Laps
20	2:10.308	6 Laps
30	2:09.978	7 Laps
11	2:00.989	3 Laps

Lap 28

Num	Lap Time	Gap
21	1:56.680	
19	1:56.291	00.566
40	2:15.357	6 Laps
33	6:14.849	5 Laps
1	2:02.679	6 Laps
17	6:10.648	6 Laps
7	2:08.438	8 Laps
5	2:07.081	5 Laps
31	2:04.213	4 Laps
25	2:10.948	4 Laps
32	2:02.492	3 Laps
29	2:05.099	2 Laps
14	2:11.137	2 Laps
2	2:03.639	2 Laps
6	2:04.680	16 Laps
12	2:09.000	16 Laps
3	2:05.296	7 Laps
27	2:06.713	7 Laps
22	2:11.582	6 Laps
46	2:07.772	6 Laps
20	2:06.883	6 Laps
11	2:01.724	3 Laps

Lap 29

Num	Lap Time	Gap
21	1:56.097	
19	1:56.382	00.851
16	7:29.457	5 Laps
30	2:10.668	8 Laps
1	2:02.662	6 Laps
40	2:14.595	6 Laps
5	2:06.840	5 Laps
7	2:07.792	8 Laps
31	2:04.923	4 Laps
17	2:12.089	6 Laps
9	17:23.538	17 Laps
32	2:02.492	3 Laps
25	2:11.960	4 Laps
29	2:04.727	2 Laps
2	2:04.121	2 Laps
28	6:17.872	8 Laps
6	2:05.685	16 Laps
34	6:45.748	9 Laps
3	2:05.903	7 Laps
27	2:06.412	7 Laps
12	2:09.622	16 Laps
22	2:11.809	6 Laps
46	2:07.658	6 Laps
20	2:06.752	6 Laps

Lap 30

Num	Lap Time	Gap
21	1:56.018	
11	2:02.602	4 Laps
30	2:10.028	8 Laps
1	2:03.887	6 Laps
31	2:03.835	4 Laps
5	2:06.841	5 Laps
7	2:08.041	8 Laps
40	2:15.122	6 Laps
17	2:06.336	6 Laps
32	2:03.073	3 Laps
29	2:04.100	2 Laps
25	2:11.598	4 Laps
2	2:05.503	2 Laps
6	2:07.716	16 Laps
14	4:34.318	3 Laps
9	2:48.297	17 Laps
34	2:05.481	9 Laps
3	2:05.584	7 Laps
27	2:05.203	7 Laps
12	2:08.154	16 Laps
46	2:08.410	6 Laps

Lap 31

Num	Lap Time	Gap
21	1:57.116	
33	5:42.446	7 Laps
22	2:11.228	7 Laps
20	2:06.763	7 Laps
11	2:02.716	4 Laps
30	2:09.940	8 Laps
1	2:03.299	6 Laps
31	2:04.864	4 Laps
5	2:06.837	5 Laps
7	2:07.216	8 Laps
17	2:05.784	6 Laps
32	2:03.177	3 Laps
40	2:15.506	6 Laps
29	2:03.915	2 Laps
25	2:10.229	4 Laps
16	5:08.527	6 Laps
2	2:03.887	2 Laps
9	2:03.634	17 Laps
19	5:29.982	1 Lap
6	2:10.337	16 Laps
34	2:03.752	9 Laps
3	2:05.009	7 Laps
27	2:05.691	7 Laps

Lap 32

Num	Lap Time	Gap
21	1:57.284	
12	2:07.881	17 Laps
46	2:08.039	7 Laps
20	2:06.882	7 Laps
22	2:12.316	7 Laps
11	2:02.751	4 Laps
33	2:14.933	7 Laps
1	2:03.624	6 Laps
28	5:13.676	10 Laps
30	2:10.203	8 Laps
31	2:04.158	4 Laps
5	2:06.804	5 Laps
7	2:06.895	8 Laps
32	2:03.699	3 Laps
17	2:07.941	6 Laps
10	10:49.854	9 Laps
29	2:04.513	2 Laps
40	2:14.437	6 Laps
16	2:00.731	6 Laps
2	2:02.616	2 Laps
25	2:13.586	4 Laps
9	2:02.614	17 Laps
34	2:04.587	9 Laps
6	2:09.977	16 Laps

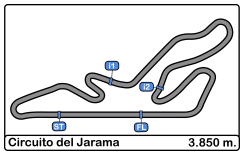

Circuito del Jarama
VI UV Endurance RACE Jarama
Carrera 8 horas resistencia
Best Sectors Results 6 Hours

	Sector - 1			Sector - 2			Sector - 3			Vuelta Ideal vs Mejor Vuelta					
Clas	Nº	Equipo	Tiempo	Nº	Equipo	Tiempo	Nº	Equipo	Tiempo	Clas	Nº	Equipo	Vta. Ideal	Mejor Vta.	Clas
1	19	RACING TO ENJOY	43.763	19	RACING TO ENJOY	38.436	19	RACING TO ENJOY	32.021	1	19	RACING TO ENJOY	1:54.220	1:54.495	1
2	21	BOYACA VSR	44.290	21	BOYACA VSR	38.517	24	VSR MTORSPORT	32.232	2	21	BOYACA VSR	1:55.048	1:55.546	2
3	24	VSR MTORSPORT	44.521	24	VSR MTORSPORT	38.816	21	BOYACA VSR	32.241	3	24	VSR MTORSPORT	1:55.569	1:55.667	3
4	11	M&M RACING TEAM	44.828	11	M&M RACING TEAM	39.131	16	RRO RACING VSR	32.904	4	11	M&M RACING TEAM	1:56.933	1:57.689	4
5	16	RRO RACING VSR	45.094	16	RRO RACING VSR	39.374	11	M&M RACING TEAM	32.974	5	16	RRO RACING VSR	1:57.372	1:58.293	5
6	34	RRB COMPETICION	45.973	34	RRB COMPETICION	39.860	1	ASAP RACING	33.430	6	34	RRB COMPETICION	1:59.471	1:59.776	6
7	9	JDM MOTOR 1	45.983	1	ASAP RACING	40.131	9	JDM MOTOR 1	33.514	7	9	JDM MOTOR 1	1:59.680	1:59.803	7
8	32	PUNTAL PRODUCTI	46.081	9	JDM MOTOR 1	40.183	34	RRB COMPETICION	33.638	8	1	ASAP RACING	1:59.735	2:00.703	8
9	1	ASAP RACING	46.174	32	PUNTAL PRODUCTI	40.333	12	M.BOSS RACING	33.845	9	32	PUNTAL PRODUCTI	2:00.351	2:01.652	10
10	26	PIKANTO RACING	46.379	26	PIKANTO RACING	40.611	32	PUNTAL PRODUCTI	33.937	10	12	M.BOSS RACING	2:01.098	2:01.361	9
11	12	M.BOSS RACING	46.622	12	M.BOSS RACING	40.631	31	EB RACING	33.991	11	26	PIKANTO RACING	2:01.217	2:01.981	12
12	2	BMOVIE	46.642	14	OLIMPIA RACING	40.720	14	OLIMPIA RACING	34.045	12	14	OLIMPIA RACING	2:01.482	2:02.002	13
13	14	OLIMPIA RACING	46.717	31	EB RACING	40.939	2	BMOVIE	34.159	13	31	EB RACING	2:01.718	2:02.484	15
14	31	EB RACING	46.788	2	BMOVIE	40.952	27	RG MOTORSPORT	34.172	14	2	BMOVIE	2:01.753	2:01.946	11
15	27	RG MOTORSPORT	46.843	29	ALPHA RACING	40.963	26	PIKANTO RACING	34.227	15	27	RG MOTORSPORT	2:01.981	2:02.201	14
16	6	CHAMAQUITOS	46.957	27	RG MOTORSPORT	40.966	29	ALPHA RACING	34.304	16	29	ALPHA RACING	2:02.415	2:02.903	16
17	29	ALPHA RACING	47.148	17	SAOCA SPORT	41.489	17	SAOCA SPORT	34.570	17	6	CHAMAQUITOS	2:03.261	2:04.253	18
18	3	ANGALI RACING	47.169	8	HLT MK3	41.624	6	CHAMAQUITOS	34.638	18	17	SAOCA SPORT	2:03.656	2:04.069	17
19	20	CLASICOS REDAN	47.350	6	CHAMAQUITOS	41.666	28	EMAN EGURRE	34.695	19	3	ANGALI RACING	2:03.901	2:04.484	20
20	28	EMAN EGURRE	47.391	10	FANSI GARAJE 49	41.777	3	ANGALI RACING	34.759	20	20	CLASICOS REDAN	2:03.975	2:04.521	22
21	8	HLT MK3	47.430	20	CLASICOS REDAN	41.803	20	CLASICOS REDAN	34.822	21	8	HLT MK3	2:04.040	2:04.267	19
22	10	FANSI GARAJE 49	47.443	28	EMAN EGURRE	41.962	8	HLT MK3	34.986	22	28	EMAN EGURRE	2:04.048	2:04.501	21
23	17	SAOCA SPORT	47.597	3	ANGALI RACING	41.973	10	FANSI GARAJE 49	35.055	23	10	FANSI GARAJE 49	2:04.275	2:04.630	23
24	5	DE DIEGO MOTOR	47.907	7	NATARA SPORT	42.255	7	NATARA SPORT	35.243	24	7	NATARA SPORT	2:06.084	2:06.751	25
25	46	UV-SAYAGO	48.248	5	DE DIEGO MOTOR	42.863	30	PLIPETTI'S RACING	35.284	25	5	DE DIEGO MOTOR	2:06.086	2:06.119	24
26	30	PLIPETTI'S RACING	48.509	30	PLIPETTI'S RACING	42.894	5	DE DIEGO MOTOR	35.316	26	30	PLIPETTI'S RACING	2:06.687	2:07.463	27
27	7	NATARA SPORT	48.586	33	AMAZON SPORT 1	42.975	46	UV-SAYAGO	35.479	27	46	UV-SAYAGO	2:07.035	2:07.349	26
28	33	AMAZON SPORT 1	48.660	25	POLESTAR TEAM	43.304	33	AMAZON SPORT 1	35.485	28	33	AMAZON SPORT 1	2:07.120	2:07.781	28
29	18	SAAB ENDURANCE	49.275	46	UV-SAYAGO	43.308	22	ABOGADO AMIGO	36.082	29	25	POLESTAR TEAM	2:08.965	2:09.161	29
30	25	POLESTAR TEAM	49.459	22	ABOGADO AMIGO	43.713	25	POLESTAR TEAM	36.202	30	22	ABOGADO AMIGO	2:09.274	2:09.925	30
31	22	ABOGADO AMIGO	49.479	18	SAAB ENDURANCE	44.082	18	SAAB ENDURANCE	36.570	31	18	SAAB ENDURANCE	2:09.927	2:10.180	31
32	40	UV-TEC	50.961	40	UV-TEC	44.855	40	UV-TEC	37.295	32	40	UV-TEC	2:13.111	2:14.045	32

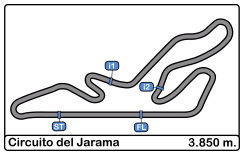

Circuito del Jarama
VI UV Endurance RACE Jarama
Carrera 8 horas resistencia
Leader Sequence 6 Hours

Nº	Equipo	Vehiculo	Cat	Vta.Inicio	Vta. Fin	Vtas	Total Vtas.
19	RACING TO ENJOY	BMW E36 325i	3	1	**44**	44	44
21	BOYACA VSR	BMW 320i E36	3	45	**52**	8	8
16	RRO RACING VSR	BMW 325I e36	3	53	**57**	5	5
1	ASAP RACING	Honda Civic EG5	1	58	**60**	3	3
19	RACING TO ENJOY	BMW E36 325i	3	61	**83**	23	67
21	BOYACA VSR	BMW 320i E36	3	84	**93**	10	18
19	RACING TO ENJOY	BMW E36 325i	3	94	**109**	16	83
21	BOYACA VSR	BMW 320i E36	3	110	**135**	26	44
11	M&M RACING TEAM	BMW E30 325i	3	136	**138**	3	3
16	RRO RACING VSR	BMW 325I e36	3	139	**139**	1	6
11	M&M RACING TEAM	BMW E30 325i	3	140	**140**	1	4
19	RACING TO ENJOY	BMW E36 325i	3	141	**161**	21	104
21	BOYACA VSR	BMW 320i E36	3	162	**175**	14	58

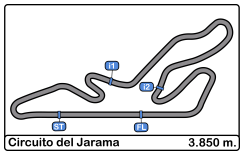

Circuito del Jarama
VI UV Endurance RACE Jarama
Carrera 8 horas resistencia
Best 5 Lap Times 6 Hours

					Mejor 1		Mejor 2		Mejor 3		Mejor 4		Mejor 5	
Clas	**Nº**	**Equipo**	**Vehiculo**	**Cat**	**Tiempo**	**Vta.**	**Tiempo**	**Vta.**	**Tiempo**	**Vta.**	**Tiempo**	**Vta.**	**Tiempo**	**Vta.**
1	**19**	RACING TO ENJOY	BMW E36 325i	3	**1:54.495**	10	1:55.084	11	1:55.095	137	1:55.219	15	1:55.233	142
2	**21**	BOYACA VSR	BMW 320i E36	3	**1:55.546**	158	1:55.550	103	1:55.634	106	1:55.636	157	1:55.719	166
3	**24**	VSR MTORSPORT	BMW 325i E36	3	**1:55.667**	10	1:55.845	2	1:55.917	3	1:56.020	4	1:56.107	6
4	**11**	M&M RACING TEAM	BMW E30 325i	3	**1:57.689**	3	1:57.857	10	1:57.962	107	1:58.105	85	1:58.134	2
5	**16**	RRO RACING VSR	BMW 325I e36	3	**1:58.293**	17	1:58.432	13	1:58.471	18	1:58.475	20	1:58.613	23
6	**34**	RRB COMPETICION	Renault Clio	2	**1:59.776**	22	2:00.306	23	2:00.841	11	2:00.899	10	2:00.959	24
7	**9**	JDM MOTOR 1	BMW E30 325i	3	**1:59.803**	145	2:00.414	142	2:00.688	144	2:01.229	44	2:01.260	111
8	**1**	ASAP RACING	Honda Civic EG5	1	**2:00.703**	85	2:00.846	15	2:00.932	11	2:01.041	84	2:01.156	79
9	**12**	M.BOSS RACING	VW Golf MK3	2	**2:01.361**	116	2:01.593	24	2:01.720	34	2:01.792	29	2:01.931	37
10	**32**	PUNTAL PRODUCTIONS	BMW 325i E36	3	**2:01.652**	25	2:01.768	26	2:01.887	23	2:01.943	157	2:02.057	147
11	**2**	BMOVIE	BMW E36 320i	2	**2:01.946**	35	2:02.097	38	2:02.212	37	2:02.250	36	2:02.280	20
12	**26**	PIKANTO RACING	Seat Toledo	2	**2:01.981**	10	2:02.115	4	2:02.158	25	2:02.173	19	2:02.328	2
13	**14**	OLIMPIA RACING	VW Golf MK2	2	**2:02.002**	2	2:02.012	11	2:02.081	6	2:02.126	12	2:02.146	14
14	**27**	RG MOTORSPORT	VW Golf MK2	2	**2:02.201**	27	2:02.532	6	2:02.584	42	2:02.669	16	2:02.705	30
15	**31**	EB RACING	BMW 325i E36	3	**2:02.484**	127	2:02.504	107	2:02.546	24	2:02.559	11	2:02.614	108
16	**29**	ALPHA RACING	BMW Compact	2	**2:02.903**	92	2:03.087	84	2:03.092	91	2:03.118	96	2:03.280	95
17	**17**	SAOCA SPORT	HONDA Civic	1	**2:04.069**	62	2:04.412	29	2:04.881	41	2:04.932	15	2:05.033	28
18	**6**	CHAMAQUITOS	Honda Civic EG4	1	**2:04.253**	32	2:04.533	24	2:04.537	23	2:04.680	142	2:04.791	3
19	**8**	HLT MK3	VW Golf MK3	2	**2:04.267**	12	2:04.504	38	2:04.581	19	2:04.656	32	2:04.681	5
20	**3**	ANGALI RACING OURENSE	BMW E36 320i	2	**2:04.484**	72	2:04.525	147	2:04.736	64	2:04.792	70	2:04.996	63
21	**28**	EMAN EGURRE RACING TEAM	BMW E36 325i	3	**2:04.501**	31	2:04.976	10	2:04.980	19	2:05.052	12	2:05.200	35
22	**20**	CLASICOS REDAN	BMW 325i E30	3	**2:04.521**	6	2:04.779	34	2:04.991	16	2:05.132	15	2:05.167	12
23	**10**	FANSI GARAJE 49	BMW 318ti	2	**2:04.630**	3	2:04.734	2	2:05.615	5	2:05.881	4	2:06.670	117
24	**5**	DE DIEGO MOTORSPORT	Citroen Saxo	SAXO	**2:06.119**	142	2:06.277	143	2:06.369	145	2:06.404	141	2:06.562	19
25	**7**	NATARA SPORT	Honda Civic	1	**2:06.751**	60	2:06.885	62	2:06.895	153	2:07.076	75	2:07.216	152
26	**46**	UV-SAYAGO	Citroen Saxo	SAXO	**2:07.349**	110	2:07.516	114	2:07.658	116	2:07.667	109	2:07.772	115
27	**30**	PLIPETTI'S RACING TEAM	VW Golf GTI	2	**2:07.463**	101	2:07.765	36	2:07.877	100	2:07.882	125	2:07.953	96
28	**33**	AMAZON SPORT 1	VW Golf MK3	2	**2:07.781**	36	2:07.951	14	2:08.109	100	2:08.295	40	2:08.558	30
29	**25**	POLESTAR TEAM	Volvo 850	3	**2:09.161**	137	2:09.962	136	2:10.124	135	2:10.229	144	2:10.654	126
30	**22**	ABOGADO AMIGO TEAM	Citroen Saxo	SAXO	**2:09.925**	51	2:09.952	123	2:10.148	10	2:10.165	127	2:10.475	134
31	**18**	SAAB ENDURANCE RACING SO	SAAB	2	**2:10.180**	20	2:10.796	33	2:10.921	19	2:11.072	32	2:11.696	37
32	**40**	UV-TEC	Citroen Saxo	SAXO	**2:14.045**	39	2:14.088	38	2:14.437	140	2:14.561	47	2:14.595	137

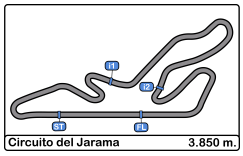

Circuito del Jarama
VI UV Endurance RACE Jarama
Carrera 8 horas resistencia
Best 5 Top Speeds 6 Hours

					Maxima 1		Maxima 2		Maxima 3		Maxima 4		Maxima 5		
Clas	**Nº**	**Equipo**	**Vehiculo**	**Cat**	**Km/h**	**Vta.**	**Km/h**	**Vta.**	**Km/h**	**Vta.**	**Km/h**	**Vta.**	**Km/h**	**Vta.**	**Media**
1	**19**	RACING TO ENJOY	BMW E36 325i	3	**203.3**	80	203.0	24	202.6	13	202.6	23	201.8	76	202.7
2	**21**	BOYACA VSR	BMW 320i E36	3	**203.3**	162	202.6	148	202.6	164	202.2	157	202.2	160	202.6
3	**11**	M&M RACING TEAM	BMW E30 325i	3	**202.2**	92	201.8	69	201.4	15	201.4	22	201.4	86	201.7
4	**24**	VSR MTORSPORT	BMW 325i E36	3	**197.8**	3	197.4	22	196.3	6	196.0	13	194.5	2	196.4
5	**9**	JDM MOTOR 1	BMW E30 325i	3	**196.3**	144	194.2	133	193.8	43	193.2	119	192.8	39	194.1
6	**16**	RRO RACING VSR	BMW 325I e36	3	**193.5**	2	191.8	29	188.8	16	186.8	136	186.2	19	189.4
7	**31**	EB RACING	BMW 325i E36	3	**193.5**	20	192.5	71	191.4	16	191.4	24	191.4	87	192.1
8	**12**	M.BOSS RACING	VW Golf MK3	2	**192.8**	19	191.4	14	191.1	12	190.1	32	190.1	113	191.1
9	**32**	PUNTAL PRODUCTIONS	BMW 325i E36	3	**192.1**	12	192.1	25	192.1	29	191.8	3	191.8	26	192.0
10	**27**	RG MOTORSPORT	VW Golf MK2	2	**191.8**	27	190.4	3	189.4	28	189.1	34	188.4	15	189.8
11	**34**	RRB COMPETICION	Renault Clio	2	**191.1**	40	190.1	24	188.1	15	187.5	2	187.1	23	188.8
12	**1**	ASAP RACING	Honda Civic EG5	1	**190.4**	67	190.1	85	189.8	41	189.8	76	189.8	77	190.0
13	**10**	FANSI GARAJE 49	BMW 318ti	2	**189.8**	2	188.4	3	187.5	4	184.9	5	181.5	7	186.4
14	**14**	OLIMPIA RACING	VW Golf MK2	2	**188.8**	66	186.2	2	185.2	38	185.2	39	184.9	6	186.0
15	**20**	CLASICOS REDAN	BMW 325i E30	3	**187.8**	7	185.8	2	185.2	3	184.6	141	184.3	11	185.5
16	**33**	AMAZON SPORT 1	VW Golf MK3	2	**186.5**	17	185.2	89	185.2	117	184.9	3	184.6	39	185.3
17	**26**	PIKANTO RACING	Seat Toledo	2	**186.2**	2	186.2	20	185.2	15	184.6	3	184.6	16	185.3
18	**7**	NATARA SPORT	Honda Civic	1	**185.5**	132	183.3	131	183.0	2	182.1	114	181.8	22	183.1
19	**17**	SAOCA SPORT	HONDA Civic	1	**185.5**	142	185.2	141	184.6	134	183.6	24	183.6	139	184.5
20	**25**	POLESTAR TEAM	Volvo 850	3	**183.6**	137	182.4	132	181.8	145	180.9	126	180.9	144	181.9
21	**28**	EMAN EGURRE RACING TEAM	BMW E36 325i	3	**182.4**	130	180.0	152	179.1	31	179.1	118	177.9	32	179.7
22	**3**	ANGALI RACING OURENSE	BMW E36 320i	2	**182.1**	73	181.5	61	181.5	69	180.6	53	180.6	62	181.2
23	**18**	SAAB ENDURANCE RACING SO	SAAB	2	**182.1**	18	178.5	16	178.5	21	177.9	3	177.6	5	178.9
24	**6**	CHAMAQUITOS	Honda Civic EG4	1	**181.2**	6	181.2	65	181.2	143	180.6	142	180.3	144	180.9
25	**30**	PLIPETTI'S RACING TEAM	VW Golf GTI	2	**180.3**	34	180.0	5	179.7	7	178.5	20	178.5	24	179.4
26	**8**	HLT MK3	VW Golf MK3	2	**179.7**	43	179.4	28	179.4	44	178.8	30	178.8	45	179.2
27	**5**	DE DIEGO MOTORSPORT	Citroen Saxo	SAXO	**177.6**	141	176.7	10	176.4	12	176.4	143	176.4	152	176.7
28	**29**	ALPHA RACING	BMW Compact	2	**177.3**	5	177.3	15	177.3	24	177.3	44	177.3	46	177.3
29	**2**	BMOVIE	BMW E36 320i	2	**176.1**	37	175.6	46	175.3	150	175.0	69	174.7	35	175.3
30	**46**	UV-SAYAGO	Citroen Saxo	SAXO	**176.1**	112	175.8	105	175.6	12	175.6	117	174.7	109	175.6
31	**40**	UV-TEC	Citroen Saxo	SAXO	**171.7**	21	171.4	26	170.8	10	169.5	56	168.7	105	170.4
32	**22**	ABOGADO AMIGO TEAM	Citroen Saxo	SAXO	**171.1**	134	170.6	135	170.3	137	170.0	136	169.8	127	170.4

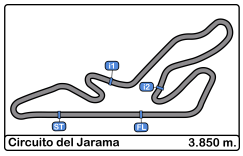

Circuito del Jarama
VI UV Endurance RACE Jarama
Carrera 8 horas resistencia
Fastest Laps Sequence 6 Hours

Vta	Hora Día	T Sesion	Nº	Equipo	Vehiculo	Cat	Time	Km/h
2	13:08:49.891	3:58.891	**19**	RACING TO ENJOY	BMW E36 325i	3	**1:55.403**	120.1
3	13:10:45.263	5:54.263	**19**	RACING TO ENJOY	BMW E36 325i	3	**1:55.372**	120.1
5	13:14:35.929	9:44.929	**19**	RACING TO ENJOY	BMW E36 325i	3	**1:55.234**	120.2
10	13:26:38.541	21:47.541	**19**	RACING TO ENJOY	BMW E36 325i	3	**1:54.495**	121.0

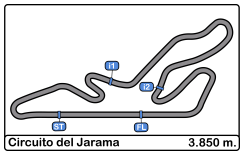

Circuito del Jarama
VI UV Endurance RACE Jarama
Carrera 8 horas resistencia
Event Best Maximum Speed 6 Hours

Nº	Equipo	Vehiculo	Cat	Clas	Km/h	Sesion
19	RACING TO ENJOY	BMW E36 325i	3	1	**204.1**	Entrenamiento No cronometrado
21	BOYACA VSR	BMW 320i E36	3	2	**203.3**	Carrera 8 horas resistencia
11	M&M RACING TEAM	BMW E30 325i	3	3	**202.2**	Carrera 8 horas resistencia
24	VSR MTORSPORT	BMW 325i E36	3	4	**200.7**	Entrenamiento cronometrado
16	RRO RACING VSR	BMW 325I e36	3	5	**197.8**	Entrenamiento No cronometrado
26	PIKANTO RACING	Seat Toledo	2	1	**196.7**	Entrenamiento cronometrado
9	JDM MOTOR 1	BMW E30 325i	3	6	**196.3**	Carrera 8 horas resistencia
31	EB RACING	BMW 325i E36	3	7	**193.5**	Carrera 8 horas resistencia
12	M.BOSS RACING	VW Golf MK3	2	2	**192.8**	Carrera 8 horas resistencia
1	ASAP RACING	Honda Civic EG5	1	1	**192.5**	Entrenamiento cronometrado
32	PUNTAL PRODUCTIONS	BMW 325i E36	3	8	**192.1**	Carrera 8 horas resistencia
27	RG MOTORSPORT	VW Golf MK2	2	3	**191.8**	Carrera 8 horas resistencia
14	OLIMPIA RACING	VW Golf MK2	2	4	**191.1**	Entrenamiento No cronometrado
34	RRB COMPETICION	Renault Clio	2	5	**191.1**	Carrera 8 horas resistencia
10	FANSI GARAJE 49	BMW 318ti	2	6	**189.8**	Carrera 8 horas resistencia
4	4 TEAM	BMW Compact	2	7	**188.1**	Entrenamiento No cronometrado
20	CLASICOS REDAN	BMW 325i E30	3	9	**187.8**	Carrera 8 horas resistencia
33	AMAZON SPORT 1	VW Golf MK3	2	8	**186.5**	Carrera 8 horas resistencia
7	NATARA SPORT	Honda Civic	1	2	**185.5**	Carrera 8 horas resistencia
17	SAOCA SPORT	HONDA Civic	1	3	**185.5**	Carrera 8 horas resistencia
25	POLESTAR TEAM	Volvo 850	3	10	**183.6**	Carrera 8 horas resistencia
28	EMAN EGURRE RACING TEAM	BMW E36 325i	3	11	**182.4**	Carrera 8 horas resistencia
18	SAAB ENDURANCE RACING	SAAB	2	9	**182.1**	Carrera 8 horas resistencia
3	ANGALI RACING OURENSE	BMW E36 320i	2	10	**182.1**	Carrera 8 horas resistencia
8	HLT MK3	VW Golf MK3	2	11	**181.8**	Entrenamiento No cronometrado
6	CHAMAQUITOS	Honda Civic EG4	1	4	**181.2**	Carrera 8 horas resistencia
30	PLIPETTI'S RACING TEAM	VW Golf GTI	2	12	**180.3**	Carrera 8 horas resistencia
5	DE DIEGO MOTORSPORT	Citroen Saxo	SAX	1	**177.9**	Carrera 8 horas resistencia
29	ALPHA RACING	BMW Compact	2	13	**177.3**	Carrera 8 horas resistencia
2	BMOVIE	BMW E36 320i	2	14	**176.1**	Carrera 8 horas resistencia
46	UV-SAYAGO	Citroen Saxo	SAX	2	**176.1**	Carrera 8 horas resistencia
40	UV-TEC	Citroen Saxo	SAX	3	**171.7**	Carrera 8 horas resistencia
22	ABOGADO AMIGO TEAM	Citroen Saxo	SAX	4	**171.1**	Carrera 8 horas resistencia

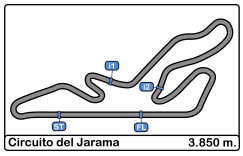

Circuito del Jarama
VI UV Endurance RACE Jarama
Carrera 8 horas resistencia
Lap Chart 6 Hours

LAP

Nr	Pos	Grid	1	2	3	4	5	6	7	8	9	10	11	12	13	14	15	16	17	18	19	20	21	22	23	24	25	26	27	28	29	30
24	**1**	24	19	19	19	19	19	19	19	19	19	19	19	19	19	19	19	19	19	19	19	19	21	21	21	21	21	21	21	21	21	21
19	**2**	19	21	21	21	21	21	21	21	21	21	21	21	21	21	21	21	21	21	21	21	21	19	19	19	19	19	19	19	19	19	19
21	**3**	21	20	34	34	34	29	14	14	14	14	14	14	14	14	14	14	14	14	14	14	14	14	14	14	14	29	29	29	29	29	29
26	**4**	26	34	9	9	7	14	29	29	29	29	29	29	29	29	29	29	29	29	29	29	29	29	29	29	29	14	14	2	2	2	2
16	**5**	16	33	33	7	33	6	33	33	33	17	17	17	17	17	17	17	17	17	17	16	16	16	16	16	2	2	2	32	32	32	
11	**6**	11	7	7	33	6	7	7	7	17	33	33	33	33	33	2	16	16	16	16	2	2	2	2	2	32	32	32	14	11		
14	**7**	14	9	6	6	29	33	17	17	7	5	3	3	3	3	16	2	2	2	2	17	17	33	33	32	11	11	11	11	31		
9	**8**	9	6	29	29	14	17	5	5	5	3	2	2	2	2	3	3	1	1	1	33	33	32	32	11	31	31	31	31	25		
34	**9**	34	46	14	14	5	5	22	3	3	2	1	1	16	16	33	1	33	33	33	22	32	10	11	31	25	25	25	25			
1	**10**	1	5	5	5	17	22	3	22	22	22	22	16	1	1	1	33	22	22	22	32	10	11	25	25	16	5	5	5			
27	**11**	27	29	17	17	22	3	2	2	2	1	16	22	22	22	22	22	10	10	10	10	25	25	31	33	5	1	1				
12	**12**	12	14	22	22	30	2	1	1	1	16	10	10	10	10	10	10	32	32	32	25	11	17	10	5	1	17	17				
2	**13**	2	30	30	30	3	1	16	16	16	10	27	27	32	32	32	32	25	25	25	1	31	31	5	1	40	40	40				
31	**14**	31	22	3	3	2	16	10	10	10	27	5	32	27	27	27	25	31	11	11	11	22	5	40	40	17	16	16				
8	**15**	8	17	1	1	1	10	6	27	27	25	32	25	25	25	25	31	11	31	31	31	5	40	1	17	46	46					
29	**16**	29	3	2	2	16	27	28	25	25	32	25	31	31	31	31	11	3	5	5	5	40	1	17	22	33	20					
17	**17**	17	1	10	16	10	28	27	32	32	7	31	11	11	11	11	5	5	40	40	40	1	22	22	46	22	22					
20	**18**	20	2	16	10	27	34	25	31	31	31	11	5	5	5	5	40	40	34	34	28	28	46	46	20	20	33					
5	**19**	5	16	27	27	28	25	32	11	11	11	40	40	40	40	40	27	34	28	28	46	46	20	20	3	3						
7	**20**	7	10	28	28	25	32	31	28	40	40	28	28	28	28	28	28	28	46	46	20	20	3	3	27	27						
10	**21**	10	27	25	25	9	30	11	40	28	28	34	34	34	34	34	34	46	20	20	34	27	27	27	30	30						
33	**22**	33	28	32	32	32	31	40	46	34	34	46	46	46	46	46	46	20	3	27	27	3	30	30	7	7						
3	**23**	3	25	20	31	31	11	46	34	46	46	20	20	20	20	20	20	27	27	3	3	30	7	7	10							
30	**24**	30	32	40	40	40	40	34	20	20	20	30	30	30	30	30	30	30	30	30	30	7	28	34	34							
46	**25**	46	11	31	11	11	46	20	30	30	30	7	7	7	7	7	7	7	7	7	7	34	34	28								
28	**26**	28	40	46	46	46	20	30	9	9	9	9	9	6	6	6	6	6														
22	**27**	22	31	11	20	20	9	9	6	6	6	6	6	12	12	12	12															
25	**28**	25	12	12	12	12	12	12	12	12	12	12	12	9	9	9	9															
40	**29**	40																														
6	**30**	6																														
18	**31**	18																														
32	**32**	32																														

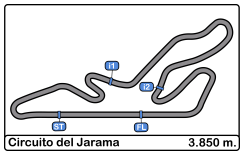

Circuito del Jarama
VI UV Endurance RACE Jarama
Carrera 8 horas resistencia
Lap Chart 6 Hours

LAP

Nr	Pos	31	32
24	**1**	21	21
19	**2**		
21	**3**		
26	**4**		
16	**5**		
11	**6**		
14	**7**		
9	**8**		
34	**9**		
1	**10**		
27	**11**		
12	**12**		
2	**13**		
31	**14**		
8	**15**		
29	**16**		
17	**17**		
20	**18**		
5	**19**		
7	**20**		
10	**21**		
33	**22**		
3	**23**		
30	**24**		
46	**25**		
28	**26**		
22	**27**		
25	**28**		
40	**29**		
6	**30**		
18	**31**		
32	**32**		

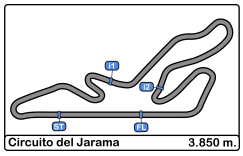

Circuito del Jarama
VI UV Endurance RACE Jarama
Carrera 8 horas resistencia
Graphic Lap Chart 6 Hours

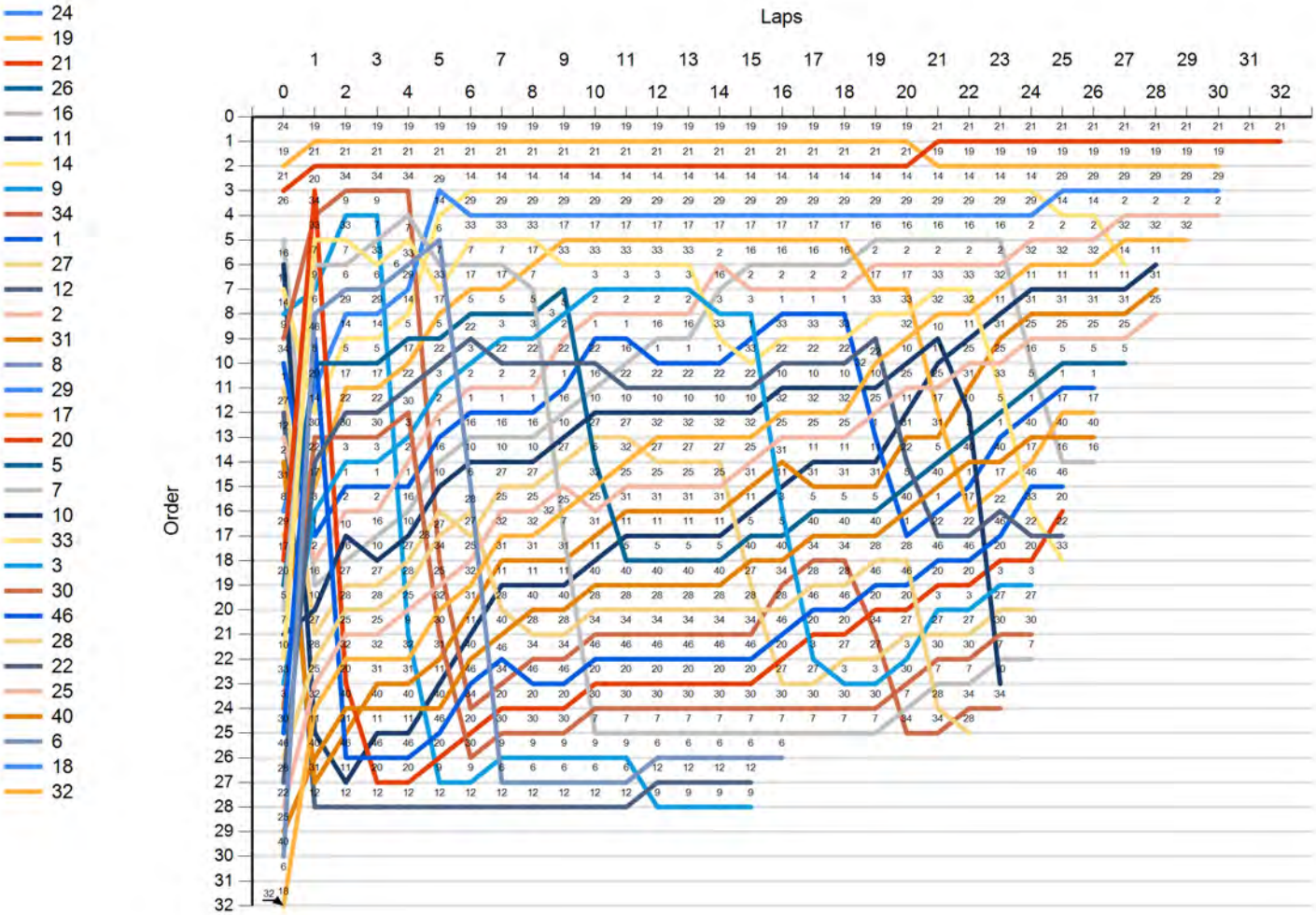

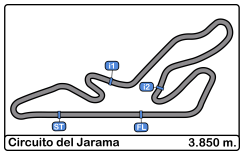

Circuito del Jarama
VI UV Endurance RACE Jarama
Carrera 8 horas resistencia
Pit Stop Analysis 6 Hours

Nº	Tiempo Día	Equipo	Vehiculo	Cat	Tiempo Entrada	Nº Parada	Tiempo Pit	Handicap
20	18:07:45.740	CLASICOS REDAN	BMW 325i E30	3	5:02:54.540	1	8:24.815	7:00
46	18:08:35.223	UV-SAYAGO	Citroen Saxo	SAXO	5:03:44.023	1	7:30.747	7:00
9	18:11:58.288	JDM MOTOR 1	BMW E30 325i	3	5:07:07.088	1	15:28.918	7:00
34	18:14:03.181	RRB COMPETICION	Renault Clio	2	5:09:11.981	1	8:47.387	7:00
30	18:15:08.498	PLIPETTI'S RACING TEAM	VW Golf GTI	2	5:10:17.298	1	9:33.700	7:00
6	18:18:14.396	CHAMAQUITOS	Honda Civic EG4	1	5:13:23.196	1	17:14.561	7:00
28	18:20:42.887	EMAN EGURRE RACING TEAM	BMW E36 325i	3	5:15:51.687	1	5:09.488	7:00
7	18:23:20.859	NATARA SPORT	Honda Civic	1	5:18:29.659	1	10:43.854	7:00
5	18:25:26.557	DE DIEGO MOTORSPORT	Citroen Saxo	SAXO	5:20:35.357	1	5:03.556	7:00
9	18:29:28.839	JDM MOTOR 1	BMW E30 325i	3	5:24:37.639	2	28.041	7:00
3	18:38:21.599	ANGALI RACING OURENSE	BMW E36 320i	2	5:33:30.399	1	10:19.622	7:00
27	18:38:31.718	RG MOTORSPORT	VW Golf MK2	2	5:33:40.518	1	8:03.844	7:00
9	18:42:49.465	JDM MOTOR 1	BMW E30 325i	3	5:37:58.265	3	15:17.560	7:00
1	18:44:31.075	ASAP RACING	Honda Civic EG5	1	5:39:39.875	1	7:10.365	7:00
22	18:47:45.800	ABOGADO AMIGO TEAM	Citroen Saxo	SAXO	5:42:54.600	1	7:05.216	7:00
17	18:48:36.908	SAOCA SPORT	HONDA Civic	1	5:43:45.708	1	7:04.608	7:00
34	18:52:05.782	RRB COMPETICION	Renault Clio	2	5:47:14.582	2	6:55.515	7:00
10	18:52:32.980	FANSI GARAJE 49	BMW 318ti	2	5:47:41.780	1	11:48.092	7:00
33	18:53:54.842	AMAZON SPORT 1	VW Golf MK3	2	5:49:03.642	1	7:24.522	7:00
16	18:54:19.148	RRO RACING VSR	BMW 325I e36	3	5:49:27.948	1	8:32.106	7:00
28	18:56:57.675	EMAN EGURRE RACING TEAM	BMW E36 325i	3	5:52:06.475	2	7:04.060	7:00
9	19:00:13.733	JDM MOTOR 1	BMW E30 325i	3	5:55:22.533	4	52.135	7:00

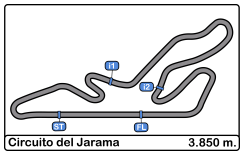

Circuito del Jarama
VI UV Endurance RACE Jarama
Carrera 8 horas resistencia
Provisional Results 7 Hours

Cla	Nº	Equipo	Vehiculo	Cat	Cla	TMA	EBC	N.V.	Tiempo	Dif 1º	Dif Ant.	Km/h	V.R.	Tiempo	Km/h
1	**19**	RACING TO ENJOY	BMW E36 325i	3	1			198	**7:01:23.120**			108.5	10	1:54.495	121.0
2	**21**	BOYACA VSR	BMW 320i E36	3	2			198	**7:02:05.013**	41.893	41.893	108.3	158	1:55.546	119.9
3	**11**	M&M RACING TEAM	BMW E30 325i	3	3			195	**7:02:27.289**	3 Vtas	3 Vtas	106.6	3	1:57.689	117.7
4	**16**	RRO RACING VSR	BMW 325I e36	3	4			193	**7:02:06.094**	5 Vtas	2 Vtas	105.6	17	1:58.293	117.1
5	**2**	BMOVIE	BMW E36 320i	2	1			188	**6:58:33.422**	10 Vtas	5 Vtas	103.7	35	2:01.946	113.6
6	**32**	PUNTAL	BMW 325i E36	3	5			188	**7:01:31.097**	10 Vtas	2:57.675	103.0	25	2:01.652	113.9
7	**31**	EB RACING	BMW 325i E36	3	6			187	**7:01:33.462**	11 Vtas	1 Vta	102.4	127	2:02.484	113.1
8	**29**	ALPHA RACING	BMW Compact	2	2			183	**7:02:26.865**	15 Vtas	4 Vtas	100.0	92	2:02.903	112.7
9	**3**	ANGALI RACING OURENSE	BMW E36 320i	2	3			181	**7:01:34.166**	17 Vtas	2 Vtas	99.1	158	2:03.929	111.8
10	**27**	RG MOTORSPORT	VW Golf MK2	2	4			181	**7:01:51.994**	17 Vtas	17.828	99.1	27	2:02.201	113.4
11	**5**	DE DIEGO	Citroen Saxo	SA	1			181	**7:02:23.382**	17 Vtas	31.388	98.9	142	2:06.119	109.8
12	**30**	PLIPETTI'S RACING TEAM	VW Golf GTI	2	5			181	**7:02:53.192**	17 Vtas	29.810	98.8	101	2:07.463	108.7
13	**10**	FANSI GARAJE 49	BMW 318ti	2	6			179	**7:02:26.671**	19 Vtas	2 Vtas	97.8	3	2:04.630	111.2
14	**28**	EMAN EGURRE RACING TEAM	BMW E36 325i	3	7			178	**7:02:20.131**	20 Vtas	1 Vta	97.3	31	2:04.501	111.3
15	**17**	SAOCA SPORT	HONDA Civic	1	1			178	**7:02:20.931**	20 Vtas	0.800	97.3	62	2:04.069	111.7
16	**22**	ABOGADO AMIGO	Citroen Saxo	SA	2			178	**7:02:56.127**	20 Vtas	35.196	97.2	168	2:09.361	107.1
17	**7**	NATARA SPORT	Honda Civic	1	2			177	**7:02:19.263**	21 Vtas	1 Vta	96.8	60	2:06.751	109.3
18	**9**	JDM MOTOR 1	BMW E30 325i	3	8			175	**7:01:56.542**	23 Vtas	2 Vtas	95.8	145	1:59.803	115.6
19	**14**	OLIMPIA RACING	VW Golf MK2	2	7			170	**6:20:24.369**	28 Vtas	5 Vtas	103.2	2	2:02.002	113.6
20	**20**	CLASICOS REDAN	BMW 325i E30	3	9			170	**7:01:45.260**	28 Vtas	41:20.89	93.1	6	2:04.521	111.3
21	**6**	CHAMAQUITOS	Honda Civic EG4	1	3			170	**7:03:15.345**	28 Vtas	1:30.085	92.7	32	2:04.253	111.5
22	**25**	POLESTAR TEAM	Volvo 850	3	10			168	**7:02:54.014**	30 Vtas	2 Vtas	91.7	137	2:09.161	107.3
23	**12**	M.BOSS RACING	VW Golf MK3	2	8			166	**7:01:06.098**	32 Vtas	2 Vtas	91.0	116	2:01.361	114.2
24	**40**	UV-TEC	Citroen Saxo	SA	3			161	**7:02:12.594**	37 Vtas	5 Vtas	88.0	39	2:14.045	103.3
25	**33**	AMAZON SPORT 1	VW Golf MK3	2	9			153	**7:02:59.393**	45 Vtas	8 Vtas	83.5	36	2:07.781	108.4
26	**1**	ASAP RACING	Honda Civic EG5	1	4			149	**7:02:57.893**	49 Vtas	4 Vtas	81.3	85	2:00.703	114.8
	No clasificados: (Requerimiento: 75% del numero de vueltas del lider = 149 Vueltas)														
	34	RRB COMPETICION	Renault Clio	2	10			147	**6:58:40.851**	51 Vtas	2 Vtas	81.1	22	1:59.776	115.7
	46	UV-SAYAGO	Citroen Saxo	SA	4			142	**7:02:56.195**	56 Vtas	5 Vtas	77.5	121	2:07.316	108.8
	8	HLT MK3	VW Golf MK3	2	11			73	**2:45:07.638**	125 Vtas	69 Vtas	102.1	12	2:04.267	111.5
	26	PIKANTO RACING	Seat Toledo	2	12			41	**1:29:08.123**	157 Vtas	32 Vtas	106.2	10	2:01.981	113.6
	18	SAAB ENDURANCE RACING SOCIETY	SAAB	2	13			38	**1:46:05.062**	160 Vtas	3 Vtas	82.7	20	2:10.180	106.4
	24	VSR MTORSPORT	BMW 325i E36	3	11			29	**2:50:34.939**	169 Vtas	9 Vtas	39.2	10	1:55.667	119.8

Vta. rápida de RACING TO ENJOY en 1:54.495 a 121.1 Km/h en la vuelta 10

Penalizado el dorsal 5 con 5 Vueltas en virtud del artículo 14.2 del Reglamento Gral UV Endurance 2021

Publicada a las :.....

Comisarios Deportivos:	**Director de Carrera:**	**Cronometrador:**

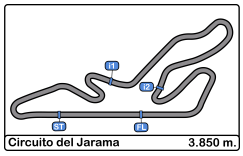

Circuito del Jarama
VI UV Endurance RACE Jarama
Carrera 8 horas resistencia
Provisional Results by Class 7 Hours

Cla	Nº	Equipo	Vehiculo	Cat	Cla	TMA	EBC	N.V.	Tiempo	Dif 1º	Dif Ant.	Km/h	V.R.	Tiempo	Km/h
		1													
1	**17**	SAOCA SPORT	HONDA Civic	1	1			178	**7:02:20.931**			97.3	62	2:04.069	111.7
2	**7**	NATARA SPORT	Honda Civic	1	2			177	**7:02:19.263**	21 Laps	1 Lap	96.8	60	2:06.751	109.3
3	**6**	CHAMAQUITOS	Honda Civic EG4	1	3			170	**7:03:15.345**	28 Laps	7 Laps	92.7	32	2:04.253	111.5
4	**1**	ASAP RACING	Honda Civic EG5	1	4			149	**7:02:57.893**	49 Laps	21 Laps	81.3	85	2:00.703	114.8
Vta. rápida de RACING TO ENJOY en 1:54.495 a 121.1 Km/h en la vuelta 10															
		2													
1	**2**	BMOVIE	BMW E36 320i	2	1			188	**6:58:33.422**			103.7	35	2:01.946	113.6
2	**29**	ALPHA RACING	BMW Compact	2	2			183	**7:02:26.865**	15 Laps	5 Laps	100.0	92	2:02.903	112.7
3	**3**	ANGALI RACING OURENSE	BMW E36 320i	2	3			181	**7:01:34.166**	17 Laps	2 Laps	99.1	158	2:03.929	111.8
4	**27**	RG MOTORSPORT	VW Golf MK2	2	4			181	**7:01:51.994**	17 Laps	17.828	99.1	27	2:02.201	113.4
5	**30**	PLIPETTI'S RACING TEAM	VW Golf GTI	2	5			181	**7:02:53.192**	17 Laps	1:01.198	98.8	101	2:07.463	108.7
6	**10**	FANSI GARAJE 49	BMW 318ti	2	6			179	**7:02:26.671**	19 Laps	2 Laps	97.8	3	2:04.630	111.2
7	**14**	OLIMPIA RACING	VW Golf MK2	2	7			170	**6:20:24.369**	28 Laps	9 Laps	103.2	2	2:02.002	113.6
8	**12**	M.BOSS RACING	VW Golf MK3	2	8			166	**7:01:06.098**	32 Laps	4 Laps	91.0	116	2:01.361	114.2
9	**33**	AMAZON SPORT 1	VW Golf MK3	2	9			153	**7:02:59.393**	45 Laps	13 Laps	83.5	36	2:07.781	108.4
	No clasificados: (Requerimiento: 75% del numero de vueltas del lider = 149 Vueltas)														
	34	RRB COMPETICION	Renault Clio	2	10			147	**6:58:40.851**	51 Laps	6 Laps	81.1	22	1:59.776	115.7
	8	HLT MK3	VW Golf MK3	2	11			73	**2:45:07.638**	125	74 Laps	102.1	12	2:04.267	111.5
	26	PIKANTO RACING	Seat Toledo	2	12			41	**1:29:08.123**	157	32 Laps	106.2	10	2:01.981	113.6
	18	SAAB ENDURANCE RACING SOCIETY	SAAB	2	13			38	**1:46:05.062**	160	3 Laps	82.7	20	2:10.180	106.4
Vta. rápida de RACING TO ENJOY en 1:54.495 a 121.1 Km/h en la vuelta 10															
		3													
1	**19**	RACING TO ENJOY	BMW E36 325i	3	1			198	**7:01:23.120**			108.5	10	1:54.495	121.0
2	**21**	BOYACA VSR	BMW 320i E36	3	2			198	**7:02:05.013**	41.893	41.893	108.3	158	1:55.546	119.9
3	**11**	M&M RACING TEAM	BMW E30 325i	3	3			195	**7:02:27.289**	3 Laps	3 Laps	106.6	3	1:57.689	117.7
4	**16**	RRO RACING VSR	BMW 325I e36	3	4			193	**7:02:06.094**	5 Laps	2 Laps	105.6	17	1:58.293	117.1
5	**32**	PUNTAL	BMW 325i E36	3	5			188	**7:01:31.097**	10 Laps	5 Laps	103.0	25	2:01.652	113.9
6	**31**	EB RACING	BMW 325i E36	3	6			187	**7:01:33.462**	11 Laps	1 Lap	102.4	127	2:02.484	113.1
7	**28**	EMAN EGURRE RACING TEAM	BMW E36 325i	3	7			178	**7:02:20.131**	20 Laps	9 Laps	97.3	31	2:04.501	111.3
8	**9**	JDM MOTOR 1	BMW E30 325i	3	8			175	**7:01:56.542**	23 Laps	3 Laps	95.8	145	1:59.803	115.6
9	**20**	CLASICOS REDAN	BMW 325i E30	3	9			170	**7:01:45.260**	28 Laps	5 Laps	93.1	6	2:04.521	111.3
10	**25**	POLESTAR TEAM	Volvo 850	3	10			168	**7:02:54.014**	30 Laps	2 Laps	91.7	137	2:09.161	107.3
	No clasificados: (Requerimiento: 75% del numero de vueltas del lider = 149 Vueltas)														
	24	VSR MTORSPORT	BMW 325i E36	3	11			29	**2:50:34.939**	169	139	39.2	10	1:55.667	119.8
Vta. rápida de RACING TO ENJOY en 1:54.495 a 121.1 Km/h en la vuelta 10															
		SAXO													
1	**5**	DE DIEGO	Citroen Saxo	SA	1			181	**7:02:23.382**			98.9	142	2:06.119	109.8
2	**22**	ABOGADO AMIGO	Citroen Saxo	SA	2			178	**7:02:56.127**	20 Laps	3 Laps	97.2	168	2:09.361	107.1
3	**40**	UV-TEC	Citroen Saxo	SA	3			161	**7:02:12.594**	37 Laps	17 Laps	88.0	39	2:14.045	103.3
	No clasificados: (Requerimiento: 75% del numero de vueltas del lider = 149 Vueltas)														
	46	UV-SAYAGO	Citroen Saxo	SA	4			142	**7:02:56.195**	56 Laps	19 Laps	77.5	121	2:07.316	108.8
Vta. rápida de RACING TO ENJOY en 1:54.495 a 121.1 Km/h en la vuelta 10															

Penalizado el dorsal 5 con 5 Vueltas en virtud del artículo 14.2 del Reglamento Gral UV Endurance 2021

Publicada a las :.....

Comisarios Deportivos:	**Director de Carrera:**	**Cronometrador:**

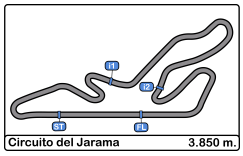

Circuito del Jarama
VI UV Endurance RACE Jarama
Carrera 8 horas resistencia
Provisional Classification by Driver Fastest Lap 7 Hours

Clas	Nº	Equipo	Vehiculo	Cat	Clas	N.V.	V.R.	Tiempo	Dif 1º	Dif Ant.	Km/h
1	**19**	RACING TO ENJOY	BMW E36 325i	3	1	27	**6**	**1:55.467**			120.0
2	**21**	BOYACA VSR	BMW 320i E36	3	2	26	**8**	**1:56.064**	0.597	0.597	119.4
3	**16**	RRO RACING VSR	BMW 325I e36	3	3	29	**9**	**1:58.505**	3.038	2.441	116.9
4	**11**	M&M RACING TEAM	BMW E30 325i	3	4	28	**4**	**2:00.095**	4.628	1.590	115.4
5	**9**	JDM MOTOR 1	BMW E30 325i	3	5	26	**9**	**2:00.713**	5.246	0.618	114.8
6	**1**	ASAP RACING	Honda Civic EG5	1	1	29	**17**	**2:01.377**	5.910	0.664	114.1
7	**32**	PUNTAL PRODUCTIONS	BMW 325i E36	3	6	27	**7**	**2:01.817**	6.350	0.440	113.7
8	**2**	BMOVIE	BMW E36 320i	2	1	25	**9**	**2:02.614**	7.147	0.797	113.0
9	**31**	EB RACING	BMW 325i E36	3	7	25	**15**	**2:02.997**	7.530	0.383	112.6
10	**14**	OLIMPIA RACING	VW Golf MK2	2	2	8	**4**	**2:03.107**	7.640	0.110	112.5
11	**29**	ALPHA RACING	BMW Compact	2	3	23	**12**	**2:03.462**	7.995	0.355	112.2
12	**27**	RG MOTORSPORT	VW Golf MK2	2	4	26	**9**	**2:03.700**	8.233	0.238	112.0
13	**3**	ANGALI RACING OURENSE	BMW E36 320i	2	5	25	**2**	**2:03.929**	8.462	0.229	111.8
14	**17**	SAOCA SPORT	HONDA Civic	1	2	28	**24**	**2:05.114**	9.647	1.185	110.7
15	**20**	CLASICOS REDAN	BMW 325i E30	3	8	24	**3**	**2:05.132**	9.665	0.018	110.7
16	**28**	EMAN EGURRE RACING TEAM	BMW E36 325i	3	9	28	**25**	**2:06.143**	10.676	1.011	109.8
17	**5**	DE DIEGO MOTORSPORT	Citroen Saxo	SAXO	1	26	**3**	**2:06.430**	10.963	0.287	109.6
18	**10**	FANSI GARAJE 49	BMW 318ti	2	6	28	**24**	**2:06.503**	11.036	0.073	109.5
19	**46**	UV-SAYAGO	Citroen Saxo	SAXO	2	25	**4**	**2:07.316**	11.849	0.813	108.8
20	**12**	M.BOSS RACING	VW Golf MK3	2	7	25	**8**	**2:07.318**	11.851	0.002	108.8
21	**6**	CHAMAQUITOS	Honda Civic EG4	1	3	25	**18**	**2:07.728**	12.261	0.410	108.5
22	**7**	NATARA SPORT	Honda Civic	1	4	25	**2**	**2:07.973**	12.506	0.245	108.3
23	**33**	AMAZON SPORT 1	VW Golf MK3	2	8	28	**15**	**2:08.868**	13.401	0.895	107.5
24	**30**	PLIPETTI'S RACING TEAM	VW Golf GTI	2	9	26	**18**	**2:09.176**	13.709	0.308	107.2
25	**22**	ABOGADO AMIGO TEAM	Citroen Saxo	SAXO	3	28	**18**	**2:09.361**	13.894	0.185	107.1
26	**25**	POLESTAR TEAM	Volvo 850	3	10	24	**8**	**2:09.972**	14.505	0.611	106.6
27	**34**	RRB COMPETICION	Renault Clio	2	10	12	**6**	**2:10.475**	15.008	0.503	106.2
28	**40**	UV-TEC	Citroen Saxo	SAXO	4	22	**3**	**2:14.308**	18.841	3.833	103.1

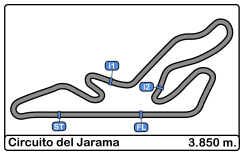

Circuito del Jarama
VI UV Endurance RACE Jarama
Carrera 8 horas resistencia
Distance and Speed Average 7 Hours

Clas	Nº	Equipo	Vehiculo	Cat	Clas	N.V.	Distancia	Tiempo Total	Km/h
1	**19**	RACING TO ENJOY	BMW E36 325i	3	1	198	**762.30**	**7:01:23.120**	108.5
2	**21**	BOYACA VSR	BMW 320i E36	3	2	198	**762.30**	**7:02:05.013**	108.3
3	**11**	M&M RACING TEAM	BMW E30 325i	3	3	195	**750.75**	**7:02:27.289**	106.6
4	**16**	RRO RACING VSR	BMW 325I e36	3	4	193	**743.05**	**7:02:06.094**	105.6
5	**2**	BMOVIE	BMW E36 320i	2	1	188	**723.80**	**6:58:33.422**	103.7
6	**32**	PUNTAL PRODUCTIONS	BMW 325i E36	3	5	188	**723.80**	**7:01:31.097**	103.0
7	**31**	EB RACING	BMW 325i E36	3	6	187	**719.95**	**7:01:33.462**	102.4
8	**29**	ALPHA RACING	BMW Compact	2	2	183	**704.55**	**7:02:26.865**	100.0
9	**3**	ANGALI RACING OURENSE	BMW E36 320i	2	3	181	**696.85**	**7:01:34.166**	99.1
10	**27**	RG MOTORSPORT	VW Golf MK2	2	4	181	**696.85**	**7:01:51.994**	99.1
11	**5**	DE DIEGO MOTORSPORT	Citroen Saxo	SAX	1	181	**696.85**	**7:02:23.382**	98.9
12	**30**	PLIPETTI'S RACING TEAM	VW Golf GTI	2	5	181	**696.85**	**7:02:53.192**	98.8
13	**10**	FANSI GARAJE 49	BMW 318ti	2	6	179	**689.15**	**7:02:26.671**	97.8
14	**28**	EMAN EGURRE RACING	BMW E36 325i	3	7	178	**685.30**	**7:02:20.131**	97.3
15	**17**	SAOCA SPORT	HONDA Civic	1	1	178	**685.30**	**7:02:20.931**	97.3
16	**22**	ABOGADO AMIGO TEAM	Citroen Saxo	SAX	2	178	**685.30**	**7:02:56.127**	97.2
17	**7**	NATARA SPORT	Honda Civic	1	2	177	**681.45**	**7:02:19.263**	96.8
18	**9**	JDM MOTOR 1	BMW E30 325i	3	8	175	**673.75**	**7:01:56.542**	95.8
19	**14**	OLIMPIA RACING	VW Golf MK2	2	7	170	**654.50**	**6:20:24.369**	103.2
20	**20**	CLASICOS REDAN	BMW 325i E30	3	9	170	**654.50**	**7:01:45.260**	93.1
21	**6**	CHAMAQUITOS	Honda Civic EG4	1	3	170	**654.50**	**7:03:15.345**	92.7
22	**25**	POLESTAR TEAM	Volvo 850	3	10	168	**646.80**	**7:02:54.014**	91.7
23	**12**	M.BOSS RACING	VW Golf MK3	2	8	166	**639.10**	**7:01:06.098**	91.0
24	**40**	UV-TEC	Citroen Saxo	SAX	3	161	**619.85**	**7:02:12.594**	88.0
25	**33**	AMAZON SPORT 1	VW Golf MK3	2	9	153	**589.05**	**7:02:59.393**	83.5
26	**1**	ASAP RACING	Honda Civic EG5	1	4	149	**573.65**	**7:02:57.893**	81.3
	No clasificados: (Requerimiento: 75% del numero de vueltas del lider = 149 Vueltas)								
	34	RRB COMPETICION	Renault Clio	2	10	147	**565.95**	**6:58:40.851**	81.1
	46	UV-SAYAGO	Citroen Saxo	SAX	4	142	**546.70**	**7:02:56.195**	77.5
	8	HLT MK3	VW Golf MK3	2	11	73	**281.05**	**2:45:07.638**	102.1
	26	PIKANTO RACING	Seat Toledo	2	12	41	**157.85**	**1:29:08.123**	106.2
	18	SAAB ENDURANCE RACING	SAAB	2	13	38	**146.30**	**1:46:05.062**	82.7
	24	VSR MTORSPORT	BMW 325i E36	3	11	29	**111.65**	**2:50:34.939**	39.2

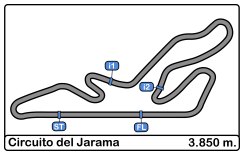

Circuito del Jarama
VI UV Endurance RACE Jarama
Carrera 8 horas resistencia
Lap Analysis 7 Hours

1 ASAP RACING — Honda Civic EG5

1 — ASAP RACING

Vta.	D	Tiempo	Sector 1	Sector 2	Sector 3	V. Max.	Elapsed
1		6:01:16.236		6:00:41.522	34.714		6:01:16.236
2		2:03.332	47.153	41.737	34.442	186.5	6:03:19.568
3		2:02.654	47.127	41.262	34.265	184.6	6:05:22.222
4		2:02.591	47.486	41.083	34.022	175.6	6:07:24.813
5		2:02.827	46.899	40.945	34.983	181.8	6:09:27.640
6		2:03.684	47.275	41.932	34.477	182.4	6:11:31.324
7		2:03.473	47.439	41.463	34.571	180.0	6:13:34.797
8		2:05.011	48.232	42.371	34.408	185.8	6:15:39.808
9		2:02.758	46.683	41.682	34.393	189.8	6:17:42.566
10		2:03.455	47.460	41.733	34.262	189.4	6:19:46.021
11		2:07.732	47.580	42.150	38.002	186.2	6:21:53.753
12		4:05.564	1:08.805	1:35.332	1:21.427	102.9	6:25:59.317
13		4:11.018	1:50.112	1:36.814	44.092	53.2	6:30:10.335
14		2:03.904	48.213	41.620	34.071	162.8	6:32:14.239
15		2:03.428	47.642	41.725	34.061	177.3	6:34:17.667
16		2:01.984	46.534	41.690	33.760	192.8	6:36:19.651
17		2:01.377	46.680	40.922	33.775	191.4	6:38:21.028
18		2:02.572	46.947	41.273	34.352	191.4	6:40:23.600
19		2:03.679	47.180	42.029	34.470	184.3	6:42:27.279
20		2:03.918	47.311	41.923	34.684	187.5	6:44:31.197
21		2:02.201	46.717	41.301	34.183	186.8	6:46:33.398
22		2:03.306	47.516	41.519	34.271	188.4	6:48:36.704
23		2:03.417	47.256	41.973	34.188	178.8	6:50:40.121
24		2:02.579	47.514	41.226	33.839	177.9	6:52:42.700
25		2:03.744	46.822	42.723	34.199	189.4	6:54:46.444
26		2:02.405	47.351	41.083	33.971	188.1	6:56:48.849
27		2:02.351	46.833	41.483	34.035	185.5	6:58:51.200
28		2:03.081	47.419	41.416	34.246	184.9	7:00:54.281
29		2:03.612	47.610	41.639	34.363	182.1	7:02:57.893

2 BMOVIE — BMW E36 320i

2 — BMOVIE

Vta.	D	Tiempo	Sector 1	Sector 2	Sector 3	V. Max.	Elapsed
1		6:02:03.975	6:00:48.632	41.169	34.174		6:02:03.975
2		2:03.099	47.117		2:37.273	169.5	6:04:07.074
3		2:03.008	47.282	41.370	34.356	168.2	6:06:10.082
4		2:03.890	47.493	42.049	34.348	169.2	6:08:13.972
5		2:03.095	47.280	41.536	34.279	171.1	6:10:17.067
6		2:03.017	47.155		2:37.296	165.6	6:12:20.084
7		2:02.829	47.317	41.216	34.296	171.9	6:14:22.913
8		2:02.930	47.313	41.346	34.271	165.3	6:16:25.843
9		2:02.614	47.164		2:36.885	170.8	6:18:28.457
10		2:03.747	47.546	41.563	34.638	171.7	6:20:32.204
11		2:13.142	48.443	46.436	38.263	163.1	6:22:45.346
12		3:21.799	55.842	1:06.713	1:19.244	129.6	6:26:07.145
13		4:08.300	1:50.895	1:34.315	43.090	60.1	6:30:15.445
14		2:04.100	47.759		2:47.190	171.1	6:32:19.545
15		2:04.420	47.948		4:51.610	167.4	6:34:23.965
16		2:03.656	47.631		6:55.266	168.7	6:36:27.621
17		2:03.977	47.941	41.340	34.696	170.0	6:38:31.598
18		2:03.819	47.725	41.578	34.516	170.0	6:40:35.417
19		2:03.719	47.262		2:38.235	170.0	6:42:39.136
20		2:04.320	47.656		4:42.555	166.9	6:44:43.456
21		2:04.138	47.477		6:46.693	161.1	6:46:47.594
22		2:04.222	47.470		8:50.915	165.3	6:48:51.816
23		2:05.022	47.742	41.821	35.459	166.9	6:50:56.838
24		2:05.407	48.373		2:40.866	159.7	6:53:02.245
25		5:31.177	P 47.822		8:12.043	161.6	6:58:33.422
26			4:44.189			82.2	

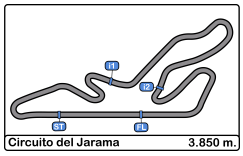

Circuito del Jarama
VI UV Endurance RACE Jarama
Carrera 8 horas resistencia
Lap Analysis 7 Hours

3 ANGALI RACING OURENSE — BMW E36 320i

2 — ANGALI RACING OURENSE

Vta.	D	Tiempo	Sector 1	Sector 2	Sector 3	V. Max.	Elapsed
1		6:02:39.694	6:01:21.614	43.062	35.018	174.7	6:02:39.694
2		2:03.929	47.212	42.007	34.710	178.5	6:04:43.623
3		2:04.893	47.236	42.210	35.447	177.0	6:06:48.516
4		2:05.822	47.785	43.078	34.959	174.1	6:08:54.338
5		2:04.609	47.468	41.982	35.159	176.4	6:10:58.947
6		2:04.796	47.347	42.445	35.004	180.0	6:13:03.743
7		2:05.454	47.629	43.127	34.698	176.1	6:15:09.197
8		2:04.419	47.105	42.192	35.122	179.7	6:17:13.616
9		2:04.487	47.227	42.401	34.859	177.6	6:19:18.103
10		2:04.487	47.192	42.035	35.260	177.6	6:21:22.590
11		10:26.267	P 1:36.201	51.219	7:58.847	96.5	6:31:48.857
12		2:26.137	1:08.910	42.429	34.798	90.2	6:34:14.994
13		2:06.398	47.720	43.613	35.065	175.0	6:36:21.392
14		2:05.580	47.813	42.738	35.029	171.7	6:38:26.972
15		2:05.951	48.933	42.144	34.874	174.7	6:40:32.923
16		2:07.228	47.849	43.203	36.176	176.4	6:42:40.151
17		2:04.703	47.849	41.952	34.902	164.8	6:44:44.854
18		2:05.006	47.808	42.467	34.731	169.2	6:46:49.860
19		2:05.337	47.847	42.584	34.906	174.7	6:48:55.197
20		2:06.394	47.872	43.188	35.334	178.5	6:51:01.591
21		2:05.371	47.605	42.639	35.127	177.9	6:53:06.962
22		2:04.554	47.477	42.452	34.625	173.0	6:55:11.516
23		2:06.666	47.899	43.617	35.150	174.4	6:57:18.182
24		2:06.541	48.000	43.448	35.093	177.0	6:59:24.723
25		2:09.443	48.979	45.506	34.958	172.8	7:01:34.166
26			47.565	42.850		172.8	

5 DE DIEGO MOTORSPORT — Citroen Saxo

SAXO — DE DIEGO MOTORSPORT

Vta.	D	Tiempo	Sector 1	Sector 2	Sector 3	V. Max.	Elapsed
1		6:01:34.426		6:00:58.934	35.492		6:01:34.426
2		2:07.086	48.362	43.221	35.503	173.9	6:03:41.512
3		2:06.430	48.125	42.957	35.348	176.1	6:05:47.942
4		2:07.302	49.056	42.757	35.489	175.3	6:07:55.244
5		2:06.791	47.925	43.177	35.689	177.9	6:10:02.035
6		2:06.550	48.149	42.928	35.473	177.6	6:12:08.585
7		2:07.146	48.186	43.230	35.730	176.4	6:14:15.731
8		2:06.550	48.192	42.946	35.412	178.5	6:16:22.281
9		3:30.303	P 47.768	42.914	1:59.621	177.6	6:19:52.584
10		7:51.146	6:31.032	44.412	35.702	65.0	6:27:43.730
11		2:43.731	49.555	1:15.602	38.574	143.0	6:30:27.461
12		2:07.851	49.295	43.062	35.494	174.1	6:32:35.312
13		2:07.722	48.172	43.961	35.589	178.8	6:34:43.034
14		2:08.092	47.988	43.887	36.217	177.9	6:36:51.126
15		2:08.078	48.426	43.744	35.908	179.4	6:38:59.204
16		2:07.115	48.091	43.319	35.705	177.6	6:41:06.319
17		2:07.216	48.624	43.090	35.502	179.4	6:43:13.535
18		2:06.866	48.127	43.086	35.653	175.6	6:45:20.401
19		2:08.027	48.279	43.757	35.991	177.6	6:47:28.428
20		2:07.445	48.697	43.224	35.524	180.0	6:49:35.873
21		2:07.704	48.448	43.190	36.066	176.7	6:51:43.577
22		2:07.815	48.454	43.449	35.912	176.7	6:53:51.392
23		2:08.928	48.786	44.126	36.016	173.6	6:56:00.320
24		2:08.088	48.516	43.330	36.242	176.4	6:58:08.408
25		2:07.266	48.410	43.203	35.653	177.6	7:00:15.674
26		2:07.708	48.934	43.222	35.552	177.6	7:02:23.382
27			48.641			179.4	

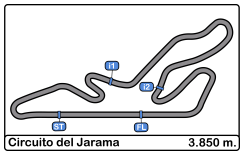

Circuito del Jarama
VI UV Endurance RACE Jarama
Carrera 8 horas resistencia
Lap Analysis 7 Hours

6 CHAMAQUITOS — Honda Civic EG4

1 CHAMAQUITOS

Vta.	D	Tiempo	Sector 1	Sector 2	Sector 3	V. Max.	Elapsed
1		6:02:31.387	6:01:09.936	44.982	36.469		6:02:31.387
2		2:08.765	48.410	44.563	35.792	170.8	6:04:40.152
3		2:10.742	48.029	43.387	39.326	176.1	6:06:50.894
4		5:20.372	47.919	43.472	3:48.981	178.2	6:12:11.266
5		4:23.612	3:01.449	44.455	37.708	61.2	6:16:34.878
6		2:12.166	49.501	43.679	38.986	172.2	6:18:47.044
7		2:08.835	49.423	43.526	35.886	165.6	6:20:55.879
8		2:30.187	52.892	53.632	43.663	171.9	6:23:26.066
9		2:55.160	58.392	50.842	1:05.926	122.1	6:26:21.226
10		4:03.776	1:45.124	1:36.853	41.799	56.1	6:30:25.002
11		2:11.870	51.870	44.620	35.380	156.5	6:32:36.872
12		2:08.284	48.038	44.148	36.098	163.3	6:34:45.156
13		2:09.606	49.814	43.887	35.905	173.0	6:36:54.762
14		2:10.041	48.283	46.228	35.530	180.9	6:39:04.803
15		2:08.277	48.729	44.016	35.532	169.0	6:41:13.080
16		2:09.711	49.065	45.664	34.982	165.8	6:43:22.791
17		2:08.361	49.034	43.879	35.448	172.8	6:45:31.152
18		2:07.728	48.085	44.295	35.348	157.4	6:47:38.880
19		2:08.378	47.689	45.344	35.345	179.1	6:49:47.258
20		2:08.108	48.718	43.632	35.758	175.6	6:51:55.366
21		2:07.798	49.480	43.224	35.094	167.7	6:54:03.164
22		2:08.456	47.744	44.534	36.178	181.8	6:56:11.620
23		2:09.217	49.730	43.622	35.865	163.3	6:58:20.837
24		2:10.381	49.923	44.236	36.222	172.8	7:00:31.218
25		2:44.127	55.762	54.713	53.652	133.3	7:03:15.345

7 NATARA SPORT — Honda Civic

1 NATARA SPORT

Vta.	D	Tiempo	Sector 1	Sector 2	Sector 3	V. Max.	Elapsed
1		6:01:36.261		6:01:00.281	35.980		6:01:36.261
2		2:07.973	49.242	42.624	36.107	178.5	6:03:44.234
3		2:08.046	49.107	42.884	36.055	181.8	6:05:52.280
4		2:09.516	49.597	43.998	35.921	161.6	6:08:01.796
5		2:09.535	49.971	43.276	36.288	178.8	6:10:11.331
6		2:09.562	50.213	43.498	35.851	169.8	6:12:20.893
7		2:07.987	49.029	43.170	35.788	176.4	6:14:28.880
8		2:08.080	49.114	43.102	35.864	178.8	6:16:36.960
9		2:08.713	49.588	43.006	36.119	182.1	6:18:45.673
10		2:09.573	50.471	43.141	35.961	175.6	6:20:55.246
11		2:28.187	52.068	53.886	42.233	173.9	6:23:23.433
12		2:55.735	57.030	48.164	1:10.541	123.1	6:26:19.168
13		4:03.604	1:46.295	1:35.881	41.428	60.1	6:30:22.772
14		2:10.203	49.646	44.385	36.172	176.1	6:32:32.975
15		2:11.426	50.270	44.111	37.045	174.1	6:34:44.401
16		2:09.593	49.611	44.174	35.808	181.2	6:36:53.994
17		2:10.228	48.931	45.053	36.244	182.4	6:39:04.222
18		2:08.263	49.033	43.422	35.808	178.5	6:41:12.485
19		2:08.109	49.065	43.002	36.042	180.9	6:43:20.594
20		2:08.385	49.192		2:44.427	181.8	6:45:28.979
21		2:10.754	49.966	43.850	36.938	173.6	6:47:39.733
22		2:10.062	50.326	43.171	36.565	180.0	6:49:49.795
23		2:10.821	49.862	44.279	36.680	178.8	6:52:00.616
24		4:26.907	49.781	44.264	2:52.862	170.3	6:56:27.523
25		5:51.740	4:28.553	46.584	36.603	87.8	7:02:19.263
26			50.628			171.9	

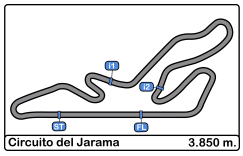

Circuito del Jarama
VI UV Endurance RACE Jarama
Carrera 8 horas resistencia
Lap Analysis 7 Hours

9 JDM MOTOR 1 — BMW E30 325i

3 — JDM MOTOR 1

Vta.	D	Tiempo	Sector 1	Sector 2	Sector 3	V. Max.	Elapsed
1		6:02:20.950	6:01:06.077	40.801	34.072		6:02:20.950
2		2:01.825	47.467	40.365	33.993	174.1	6:04:22.775
3		2:01.219	47.094	40.237	33.888	181.2	6:06:23.994
4		2:02.618	47.506	40.909	34.203	180.3	6:08:26.612
5		2:01.800	47.087	40.619	34.094	185.2	6:10:28.412
6		2:02.186	47.479	40.624	34.083	184.6	6:12:30.598
7		2:01.287	46.927	40.583	33.777	185.5	6:14:31.885
8		2:02.442	47.169	41.102	34.171	189.8	6:16:34.327
9		2:00.713	46.873	40.151	33.689	185.2	6:18:35.040
10		2:00.942	46.654	40.124	34.164	191.4	6:20:35.982
11		2:20.411	48.658	51.819	39.934	168.4	6:22:56.393
12		3:14.991	55.838	57.853	1:21.300	122.4	6:26:11.384
13		4:05.212	1:48.704	1:34.369	42.139	64.6	6:30:16.596
14		2:03.365	47.838	41.906	33.621	176.1	6:32:19.961
15		2:02.144	47.136	40.842	34.166	184.6	6:34:22.105
16		2:02.827	47.219	40.591	35.017	186.2	6:36:24.932
17		2:03.766	48.599	41.464	33.703	187.8	6:38:28.698
18		2:01.097	46.668	40.458	33.971	187.5	6:40:29.795
19		2:02.317	47.632	40.322	34.363	186.2	6:42:32.112
20		2:01.159	46.882	40.118	34.159	187.5	6:44:33.271
21		2:01.333	47.114	40.098	34.121	182.4	6:46:34.604
22	P	4:52.427	47.199	41.419	3:23.809	186.8	6:51:27.031
23		4:20.484	3:05.803	40.693	33.988	90.4	6:55:47.515
24		2:01.721	47.148	40.489	34.084	185.5	6:57:49.236
25		2:05.695	47.703	43.946	34.046	184.9	6:59:54.931
26		2:01.611	46.866	40.666	34.079	189.4	7:01:56.542
27			46.881			188.1	

10 FANSI GARAJE 49 — BMW 318ti

2 — FANSI GARAJE 49

Vta.	D	Tiempo	Sector 1	Sector 2	Sector 3	V. Max.	Elapsed
1		6:01:43.659		6:01:07.356	36.303		6:01:43.659
2		2:08.891	48.584	44.163	36.144	176.7	6:03:52.550
3		2:08.109	48.900	43.634	35.575	165.3	6:06:00.659
4		2:07.215	48.083	43.097	36.035	178.5	6:08:07.874
5		2:07.298	48.282	43.384	35.632	175.3	6:10:15.172
6		2:07.174	47.896	43.504	35.774	177.6	6:12:22.346
7		2:07.296	47.844	43.376	36.076	180.3	6:14:29.642
8		2:07.939	48.663	43.785	35.491	181.8	6:16:37.581
9		2:07.595	47.727	43.495	36.373	183.0	6:18:45.176
10		2:07.197	48.380	43.025	35.792	175.0	6:20:52.373
11		2:15.599	50.884	47.309	37.406	175.0	6:23:07.972
12		3:08.912	53.655	52.554	1:22.703	134.4	6:26:16.884
13		4:00.728	1:46.270	1:35.777	38.681	65.0	6:30:17.612
14		2:12.218	51.028	44.886	36.304	174.4	6:32:29.830
15		2:10.456	49.268	44.989	36.199	175.8	6:34:40.286
16		2:09.218	48.053	45.070	36.095	180.6	6:36:49.504
17		2:08.822	49.329	43.647	35.846	180.9	6:38:58.326
18		2:07.118	48.105	43.464	35.549	179.4	6:41:05.444
19		2:10.329	51.375	43.365	35.589	179.1	6:43:15.773
20		2:07.072	48.057	43.403	35.612	178.8	6:45:22.845
21		2:08.125	48.112	43.647	36.366	179.7	6:47:30.970
22		2:09.953	48.488		2:46.319	179.4	6:49:40.923
23		2:08.566	49.220	43.186	36.160	178.2	6:51:49.489
24		2:06.503	47.850	43.420	35.233	177.3	6:53:55.992
25		2:08.324	48.567	44.573	35.184	178.8	6:56:04.316
26		2:08.435	49.620	43.260	35.555	182.1	6:58:12.751
27		2:06.676	47.672	43.542	35.462	180.3	7:00:19.427
28		2:07.244	48.114	43.180	35.950	180.0	7:02:26.671
29			51.295			178.2	

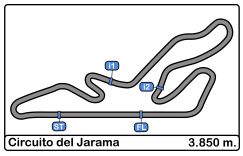

Circuito del Jarama
VI UV Endurance RACE Jarama
Carrera 8 horas resistencia
Lap Analysis 7 Hours

11 M&M RACING TEAM — BMW E30 325i

3 — M&M RACING TEAM

Vta.	D	Tiempo	Sector 1	Sector 2	Sector 3	V. Max.	Elapsed
1		6:00:55.930			6:00:55.930		6:00:55.930
2		2:01.158	46.199	40.779	34.180	189.4	6:02:57.088
3		2:00.734	46.149	40.772	33.813	187.1	6:04:57.822
4		2:00.095	45.577	40.427	34.091	193.8	6:06:57.917
5		2:02.234	46.000	40.839	35.395	182.1	6:09:00.151
6		2:01.794	46.827	40.498	34.469	180.9	6:11:01.945
7		2:03.348	46.700	41.844	34.804	187.8	6:13:05.293
8		2:01.857	46.567	41.769	33.521	177.3	6:15:07.150
9		2:01.936	46.325	41.464	34.147	195.6	6:17:09.086
10		2:01.337	46.373	40.830	34.134	180.3	6:19:10.423
11		2:01.466	46.122	40.926	34.418	181.2	6:21:11.889
12		7:53.441	52.794	58.652	6:01.995	151.0	6:29:05.330
13		2:33.350	1:16.131	42.473	34.746	78.5	6:31:38.680
14		2:02.674	46.932	41.354	34.388	164.8	6:33:41.354
15		2:03.453	46.792	41.948	34.713	174.7	6:35:44.807
16		2:04.526	47.270	42.172	35.084	171.1	6:37:49.333
17		2:04.315	48.175	42.208	33.932	174.7	6:39:53.648
18		2:03.000	48.777	40.744	33.479	177.0	6:41:56.648
19		2:00.985	46.121	41.148	33.716	184.9	6:43:57.633
20		2:01.953	45.974	41.498	34.481	188.4	6:45:59.586
21		2:03.105	46.769	42.085	34.251	156.0	6:48:02.691
22		2:02.727	46.824	41.610	34.293	180.0	6:50:05.418
23		2:03.749	46.561	41.892	35.296	169.2	6:52:09.167
24		2:06.669	47.981	42.936	35.752	171.9	6:54:15.836
25		2:03.088	46.962		2:38.840	180.0	6:56:18.924
26		2:04.498	47.687	42.424	34.387	178.5	6:58:23.422
27		2:01.940	46.541	41.285	34.114	183.9	7:00:25.362
28		2:01.927	46.552	40.846	34.529	171.7	7:02:27.289
29			46.490			173.0	

12 M.BOSS RACING — VW Golf MK3

2 — M.BOSS RACING

Vta.	D	Tiempo	Sector 1	Sector 2	Sector 3	V. Max.	Elapsed
1		6:00:41.375			6:00:41.375		6:00:41.375
2		2:07.915	48.457	43.615	35.843	177.9	6:02:49.290
3		2:08.177	48.909	43.878	35.390	170.8	6:04:57.467
4		2:07.971	49.164	43.372	35.435	169.5	6:07:05.438
5		2:13.582	51.184	45.811	36.587	154.7	6:09:19.020
6		2:10.832	50.443		2:47.419	170.8	6:11:29.852
7		2:10.034	49.727	43.587	36.720	179.4	6:13:39.886
8		2:07.318	48.219		2:44.038	183.6	6:15:47.204
9		2:09.834	49.335	44.564	35.935	179.7	6:17:57.038
10		2:09.528	50.216	43.453	35.859	175.0	6:20:06.566
11		2:14.713	49.232		2:50.572	171.9	6:22:21.279
12		3:43.134	54.883	1:28.708	1:19.543	138.9	6:26:04.413
13		4:08.305	1:51.516		5:27.848	57.9	6:30:12.718
14		2:10.620	49.181		7:38.468	172.8	6:32:23.338
15		2:11.785	49.808		9:50.253	166.4	6:34:35.123
16		2:15.288	50.448		12:05.541	159.5	6:36:50.411
17		2:13.730	50.634	46.707	36.389	172.5	6:39:04.141
18		2:14.293	51.674		2:50.682	165.8	6:41:18.434
19		2:10.625	49.518	44.936	36.171	168.7	6:43:29.059
20		2:12.620	49.578		2:48.791	170.0	6:45:41.679
21		2:16.556	52.629	46.516	37.411	170.6	6:47:58.235
22		2:16.645	52.046	47.197	37.402	164.8	6:50:14.880
23		2:16.049	51.489	47.492	37.068	167.9	6:52:30.929
24		2:15.554	50.800	46.682	38.072	166.4	6:54:46.483
25		6:19.615	50.023	46.638	4:42.954	167.1	7:01:06.098

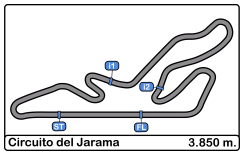

Circuito del Jarama
VI UV Endurance RACE Jarama
Carrera 8 horas resistencia
Lap Analysis 7 Hours

14 OLIMPIA RACING — VW Golf MK2

2 — OLIMPIA RACING

Vta.	D	Tiempo	Sector 1	Sector 2	Sector 3	V. Max.	Elapsed
1		6:05:43.182	6:04:25.838	42.294	35.050	89.7	6:05:43.182
2		2:12.337	54.215	42.821	35.301	175.3	6:07:55.519
3		2:04.541	48.130	42.228	34.183	161.6	6:10:00.060
4		2:03.107	47.367	40.978	34.762	172.8	6:12:03.167
5		2:04.115	47.143	41.477	35.495	177.6	6:14:07.282
6		2:05.966	47.823	43.935	34.208	174.7	6:16:13.248
7		2:06.361	48.437	42.843	35.081	169.0	6:18:19.609
8		2:04.760	47.995	41.809	34.956	168.4	6:20:24.369

16 RRO RACING VSR — BMW 325I e36

3 — RRO RACING VSR

Vta.	D	Tiempo	Sector 1	Sector 2	Sector 3	V. Max.	Elapsed
1		6:01:59.611	6:00:44.635		6:01:59.611		6:01:59.611
2		1:59.947	45.958		6:03:59.558		6:03:59.558
3		1:59.355	45.747	40.496	33.112		6:05:58.913
4		2:00.856	46.145	41.583	33.128		6:07:59.769
5		2:00.525	45.586		2:33.653		6:10:00.294
6		1:58.985	45.495	40.301	33.189		6:11:59.279
7		2:01.243	46.149	41.295	33.799	187.8	6:14:00.522
8		1:59.512	46.099	40.448	32.965		6:16:00.034
9		1:58.505	45.391		2:31.470		6:17:58.539
10		1:59.230	45.320		4:30.700		6:19:57.769
11		2:00.839	45.903		6:31.539		6:21:58.608
12		4:01.305	1:04.738		10:32.844		6:25:59.913
13		4:10.690	1:50.152		14:43.534		6:30:10.603
14		1:59.123	45.964		16:42.657		6:32:09.726
15		1:59.457	45.651		18:42.114		6:34:09.183
16		1:59.426	45.439		20:41.540		6:36:08.609
17		2:00.155	45.470		22:41.695		6:38:08.764
18		1:59.967	45.609		24:41.662		6:40:08.731
19		2:00.604	45.805		26:42.266		6:42:09.335
20		1:59.554	45.453		28:41.820		6:44:08.889
21		1:59.699	45.519		30:41.519		6:46:08.588
22		1:59.270	45.240		32:40.789		6:48:07.858
23		1:59.525	45.545		34:40.314		6:50:07.383
24		2:00.536	45.339		36:40.850		6:52:07.919
25		1:59.019	45.327		38:39.869		6:54:06.938
26		1:59.885	45.435		40:39.754		6:56:06.823
27		1:59.469	45.464		42:39.223		6:58:06.292
28		1:59.129	45.388		44:38.352		7:00:05.421
29		2:00.673	46.632		46:39.025		7:02:06.094
30			45.467				

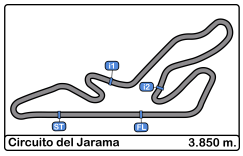

Circuito del Jarama
VI UV Endurance RACE Jarama
Carrera 8 horas resistencia
Lap Analysis 7 Hours

17 SAOCA SPORT 1 — HONDA Civic SAOCA SPORT

Vta.	D	Tiempo	Sector 1	Sector 2	Sector 3	V. Max.	Elapsed
1		6:01:38.099		6:01:01.013	37.086		6:01:38.099
2		2:06.529	48.374	42.372	35.783	176.4	6:03:44.628
3		2:07.881	48.864	43.469	35.548	175.8	6:05:52.509
4		2:07.106	49.787	42.480	34.839	148.9	6:07:59.615
5		2:07.829	48.054	43.505	36.270	173.0	6:10:07.444
6		2:06.028	48.712	42.609	34.707	165.6	6:12:13.472
7		2:05.748	47.981	42.600	35.167	179.4	6:14:19.220
8		2:08.320	48.322	43.455	36.543	173.3	6:16:27.540
9		2:07.014	48.925	43.058	35.031	164.8	6:18:34.554
10		2:05.989	48.426	42.452	35.111	167.4	6:20:40.543
11		2:22.612	50.768	51.774	40.070	139.8	6:23:03.155
12		3:11.533	53.351	56.468	1:21.714	130.1	6:26:14.688
13		4:02.653	1:47.333	1:34.842	40.478	66.7	6:30:17.341
14		2:12.796	51.766	43.728	37.302	152.3	6:32:30.137
15		2:10.298	50.340	44.250	35.708	150.6	6:34:40.435
16		2:12.272	48.648	45.182	38.442	169.5	6:36:52.707
17		2:12.464	49.135	46.802	36.527	169.8	6:39:05.171
18		2:08.271	49.508	43.465	35.298	166.4	6:41:13.442
19		2:08.535	49.529	44.182	34.824	160.2	6:43:21.977
20		2:07.291	48.389	43.530	35.372	170.8	6:45:29.268
21		2:06.064	48.177	43.029	34.858	170.3	6:47:35.332
22		2:08.206	49.015	43.145	36.046	167.1	6:49:43.538
23		2:08.353	49.408	44.066	34.879	165.3	6:51:51.891
24		2:05.114	47.830	42.614	34.670	177.3	6:53:57.005
25		2:06.247	48.455	43.217	34.575	158.3	6:56:03.252
26		2:07.022	47.879	44.244	34.899	167.7	6:58:10.274
27		2:05.445	47.539	42.917	34.989	177.9	7:00:15.719
28		2:05.212	47.765	42.648	34.799	179.1	7:02:20.931
29			50.762			170.6	

19 RACING TO ENJOY 3 — BMW E36 325i RACING TO ENJOY

Vta.	D	Tiempo	Sector 1	Sector 2	Sector 3	V. Max.	Elapsed
1		6:05:50.301	6:04:37.860	39.549	32.892	102.7	6:05:50.301
2		1:58.247	45.883	39.693	32.671	171.9	6:07:48.548
3		1:56.861	44.846	39.486	32.529	177.9	6:09:45.409
4		1:58.516	45.193	38.746	34.577	177.6	6:11:43.925
5		1:55.638	44.653	38.716	32.269	180.9	6:13:39.563
6		1:55.467	44.332	38.848	32.287	185.2	6:15:35.030
7		1:56.522	45.069	38.852	32.601	175.8	6:17:31.552
8		1:55.973	44.576	38.919	32.478	181.5	6:19:27.525
9		1:56.466	44.592	39.355	32.519	186.2	6:21:23.991
10		4:32.566	1:36.041	1:35.066	1:21.459	99.5	6:25:56.557
11		4:12.674	1:50.915	1:36.529	45.230	50.2	6:30:09.231
12		1:58.171	45.766	39.698	32.707	181.8	6:32:07.402
13		1:56.414	44.579	39.350	32.485	191.1	6:34:03.816
14		1:56.385	44.388	39.596	32.401	190.4	6:36:00.201
15		1:57.818	45.242	39.514	33.062	186.8	6:37:58.019
16		1:57.260	45.248	39.337	32.675	179.4	6:39:55.279
17		1:56.752	44.714	39.278	32.760	183.6	6:41:52.031
18		1:56.859	44.663	39.639	32.557	182.4	6:43:48.890
19		1:56.488	44.741	39.249	32.498	188.4	6:45:45.378
20		1:57.806	44.951	40.192	32.663	178.8	6:47:43.184
21		1:57.372	45.224	39.684	32.464	179.4	6:49:40.556
22		1:56.726	44.614	39.628	32.484	194.2	6:51:37.282
23		1:56.527	44.685	39.515	32.327	182.7	6:53:33.809
24		1:57.166	44.916	39.951	32.299	194.2	6:55:30.975
25		1:57.006	44.659	39.851	32.496	187.1	6:57:27.981
26		1:58.513	45.156	39.798	33.559	182.4	6:59:26.494
27		1:56.626	44.869	39.156	32.601	186.5	7:01:23.120
28			44.585	39.282		191.4	

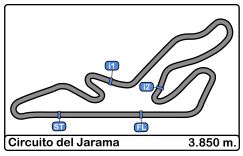

Circuito del Jarama
VI UV Endurance RACE Jarama
Carrera 8 horas resistencia
Lap Analysis 7 Hours

20 CLASICOS REDAN — BMW 325i E30

3 — CLASICOS REDAN

Vta.	D	Tiempo	Sector 1	Sector 2	Sector 3	V. Max.	Elapsed
1		6:00:51.392			6:00:51.392		6:00:51.392
2		2:06.281	47.981	42.406	35.894	182.7	6:02:57.673
3		2:05.132	47.896	42.393	34.843	186.8	6:05:02.805
4		2:05.433	48.453	42.031	34.949	180.6	6:07:08.238
5		2:07.443	48.838	43.621	34.984	171.9	6:09:15.681
6		2:06.990	48.633	42.984	35.373	169.2	6:11:22.671
7		2:08.649	50.033	43.176	35.440	167.9	6:13:31.320
8		2:09.735	49.092	44.680	35.963	172.8	6:15:41.055
9		2:06.149	48.335	42.603	35.211	183.0	6:17:47.204
10		2:07.081	48.811	42.880	35.390	170.8	6:19:54.285
11		2:10.576	48.313	43.513	38.750	178.8	6:22:04.861
12		3:55.833	59.615	1:35.690	1:20.528	114.5	6:26:00.694
13		4:10.662	1:50.482	1:36.739	43.441	57.6	6:30:11.356
14		2:07.934	49.769	43.010	35.155	180.0	6:32:19.290
15		2:07.741	49.687	42.734	35.320	140.9	6:34:27.031
16		2:08.032	49.355	43.307	35.370	161.9	6:36:35.063
17		2:07.846	49.056	43.427	35.363	175.6	6:38:42.909
18		2:09.196	49.081	44.487	35.628	161.6	6:40:52.105
19		2:10.882	49.355	44.634	36.893	169.2	6:43:02.987
20		4:47.622	P 51.501	45.967	3:10.154	140.9	6:47:50.609
21		7:02.378	5:35.416	47.943	39.019	85.0	6:54:52.987
22		2:18.656	52.698	47.782	38.176	158.1	6:57:11.643
23		2:19.442	51.273	49.308	38.861	166.6	6:59:31.085
24		2:14.175	50.774	45.912	37.489	165.6	7:01:45.260
25			50.613			170.8	

21 BOYACA VSR — BMW 320i E36

3 — BOYACA VSR

Vta.	D	Tiempo	Sector 1	Sector 2	Sector 3	V. Max.	Elapsed
1		6:00:38.341			6:00:38.341		6:00:38.341
2		1:57.585	45.176	39.638	32.771	197.0	6:02:35.926
3		4:24.196	P 45.312	39.532	2:59.352	188.8	6:07:00.122
4		6:37.352	5:23.861	39.864	33.627	96.9	6:13:37.474
5		1:57.571	45.229	39.534	32.808	197.0	6:15:35.045
6		1:57.974	45.691	39.569	32.714	177.0	6:17:33.019
7		1:56.331	44.728	38.990	32.613	197.4	6:19:29.350
8		1:56.064	44.474	39.149	32.441	198.1	6:21:25.414
9		4:32.414	1:35.674	1:35.688	1:21.052	111.2	6:25:57.828
10		4:11.595	1:50.670	1:36.531	44.394	50.5	6:30:09.423
11		1:57.236	45.390	39.429	32.417	193.8	6:32:06.659
12		1:56.532	44.588	39.339	32.605	197.4	6:34:03.191
13		1:56.817	44.641	39.605	32.571	198.8	6:36:00.008
14		1:58.306	45.201	39.530	33.575	189.4	6:37:58.314
15		1:58.066	45.842	39.580	32.644	183.3	6:39:56.380
16		1:57.277	45.263	39.540	32.474	191.8	6:41:53.657
17		1:56.986	44.980	39.397	32.609	189.1	6:43:50.643
18		1:56.963	44.902	39.459	32.602	196.3	6:45:47.606
19		1:58.103	45.245	39.878	32.980	190.8	6:47:45.709
20		1:57.830	45.196	39.625	33.009	198.1	6:49:43.539
21		1:57.930	45.450	39.399	33.081	189.8	6:51:41.469
22		1:57.873	45.273	39.870	32.730	187.8	6:53:39.342
23		2:05.855	P 45.015	39.695	41.145	191.8	6:55:45.197
24		2:21.741	1:08.051	40.268	33.422	105.6	6:58:06.938
25		1:58.960	45.502	40.306	33.152	184.6	7:00:05.898
26		1:59.115	45.366	40.205	33.544	186.2	7:02:05.013
27			47.130			176.1	

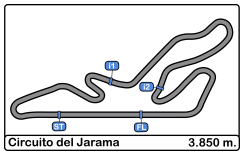

Circuito del Jarama
VI UV Endurance RACE Jarama
Carrera 8 horas resistencia
Lap Analysis 7 Hours

22 ABOGADO AMIGO TEAM — Citroen Saxo

SAXO — ABOGADO AMIGO TEAM

Vta.	D	Tiempo	Sector 1	Sector 2	Sector 3	V. Max.	Elapsed
1		6:00:55.255			6:00:55.255		6:00:55.255
2		2:11.872	50.378	44.641	36.853	163.8	6:03:07.127
3		2:11.934	50.487	44.609	36.838	163.3	6:05:19.061
4		2:12.443	51.306	44.359	36.778	161.9	6:07:31.504
5		2:11.482	50.709	43.984	36.789	163.6	6:09:42.986
6		2:11.766	51.155	44.131	36.480	166.4	6:11:54.752
7		2:10.233	50.005	43.946	36.282	166.9	6:14:04.985
8		2:11.073	49.814	45.179	36.080	169.0	6:16:16.058
9		2:09.986	49.899	43.803	36.284	169.0	6:18:26.044
10		2:10.855	50.319	43.917	36.619	169.0	6:20:36.899
11		2:19.758	51.134	48.956	39.668	154.5	6:22:56.657
12		3:15.865	56.392	58.231	1:21.242	115.6	6:26:12.522
13		4:04.671	1:48.598	1:34.171	41.902	64.8	6:30:17.193
14		2:11.668	51.094	43.825	36.749	164.1	6:32:28.861
15		2:11.406	49.732	45.200	36.474	169.8	6:34:40.267
16		2:11.364	49.990	44.275	37.099	170.6	6:36:51.631
17		2:11.195	49.758	45.046	36.391	175.8	6:39:02.826
18		2:09.361	49.434	43.820	36.107	171.1	6:41:12.187
19		2:09.934	49.685	43.715	36.534	168.7	6:43:22.121
20		2:10.855	50.303	43.998	36.554	162.4	6:45:32.976
21		2:10.395	49.875	44.050	36.470	168.4	6:47:43.371
22		2:10.425	49.929	44.041	36.455	169.5	6:49:53.796
23		2:10.893	50.191	44.167	36.535	167.4	6:52:04.689
24		2:11.096	50.559	44.032	36.505	167.9	6:54:15.785
25		2:10.304	49.923	43.959	36.422	167.9	6:56:26.089
26		2:09.951	49.596	44.073	36.282	167.9	6:58:36.040
27		2:09.661	49.214	43.974	36.473	168.4	7:00:45.701
28		2:10.426	49.655	44.486	36.285	170.0	7:02:56.127

25 POLESTAR TEAM — Volvo 850

3 — POLESTAR TEAM

Vta.	D	Tiempo	Sector 1	Sector 2	Sector 3	V. Max.	Elapsed
1		6:02:10.737	6:00:49.935	44.142	36.660		6:02:10.737
2		2:09.995	49.983	43.692	36.320	177.3	6:04:20.732
3		2:11.627	51.244	43.589	36.794	179.7	6:06:32.359
4		2:11.490	50.701	43.882	36.907	168.4	6:08:43.849
5		2:10.756	50.107	44.079	36.570	179.4	6:10:54.605
6		2:15.396	53.002	45.947	36.447	177.3	6:13:10.001
7		2:11.977	50.050	44.504	37.423	181.5	6:15:21.978
8		2:09.972	49.702	43.406	36.864	178.5	6:17:31.950
9		4:24.797	P 51.309	43.474	2:50.014	156.5	6:21:56.747
10		10:03.090	8:39.513	46.088	37.489	78.2	6:31:59.837
11		2:12.512	50.680	44.691	37.141	176.1	6:34:12.349
12		2:13.452	50.471	45.112	37.869	179.4	6:36:25.801
13		2:12.063	50.618	44.306	37.139	174.7	6:38:37.864
14		2:12.197	50.571	44.600	37.026	173.0	6:40:50.061
15		2:11.587	50.548	43.696	37.343	169.2	6:43:01.648
16		2:13.343	50.844	45.377	37.122	165.1	6:45:14.991
17		2:13.083	52.107	44.137	36.839	170.6	6:47:28.074
18		2:11.944	50.094	44.632	37.218	181.2	6:49:40.018
19		2:14.001	52.591	44.915	36.495	175.8	6:51:54.019
20		2:12.500	50.872	44.405	37.223	171.4	6:54:06.519
21		2:11.595	50.550	44.534	36.511	172.5	6:56:18.114
22		2:12.285	50.118	44.534	37.633	165.3	6:58:30.399
23		2:11.091	50.046	44.117	36.928	177.0	7:00:41.490
24		2:12.524	49.900	45.623	37.001	178.5	7:02:54.014

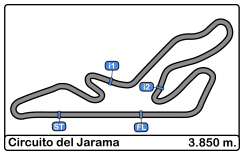

Circuito del Jarama
VI UV Endurance RACE Jarama
Carrera 8 horas resistencia
Lap Analysis 7 Hours

27 RG MOTORSPORT VW Golf MK2

2 RG MOTORSPORT

Vta.	D	Tiempo	Sector 1	Sector 2	Sector 3	V. Max.	Elapsed
1		6:02:40.346	6:01:23.325	42.353	34.668	183.9	6:02:40.346
2		2:03.883	47.870	41.356	34.657	184.3	6:04:44.229
3		2:04.997	47.611	42.077	35.309	183.0	6:06:49.226
4		2:04.257	47.846	41.653	34.758	184.9	6:08:53.483
5		2:04.133	47.671	41.697	34.765	185.2	6:10:57.616
6		2:04.356	47.472	42.098	34.786	187.8	6:13:01.972
7		2:04.463	47.566	42.054	34.843	186.5	6:15:06.435
8		2:04.593	48.142	41.682	34.769	177.9	6:17:11.028
9		2:03.700	47.262	41.606	34.832	189.8	6:19:14.728
10		2:04.070	47.789	41.423	34.858	188.8	6:21:18.798
11		8:44.512	50.799	54.395	6:59.318	150.0	6:30:03.310
12		2:38.453	1:21.289	42.181	34.983	86.6	6:32:41.763
13		2:04.672	47.511	42.262	34.899	184.9	6:34:46.435
14		2:05.333	47.761	42.511	35.061	187.8	6:36:51.768
15		2:06.584	48.290	43.522	34.772	178.8	6:38:58.352
16		2:04.048	47.344	41.902	34.802	185.8	6:41:02.400
17		2:05.102	47.446	42.613	35.043	189.4	6:43:07.502
18		2:04.612	47.737	41.962	34.913	184.9	6:45:12.114
19		2:05.218	47.821	42.241	35.156	186.5	6:47:17.332
20		2:04.922	47.751	42.275	34.896	185.5	6:49:22.254
21		2:05.027	47.903	42.002	35.122	185.5	6:51:27.281
22		2:04.904	47.952	42.060	34.892	186.8	6:53:32.185
23		2:06.107	48.325	42.001	35.781	186.2	6:55:38.292
24		2:05.052	48.029	42.063	34.960	182.4	6:57:43.344
25		2:03.935	47.208	41.762	34.965	187.5	6:59:47.279
26		2:04.715	47.605	42.105	35.005	186.2	7:01:51.994
27			47.284			189.1	

28 EMAN EGURRE RACING TEAM BMW E36 325i

3 EMAN EGURRE RACING TEAM

Vta.	D	Tiempo	Sector 1	Sector 2	Sector 3	V. Max.	Elapsed
1		6:01:16.994		6:00:39.982	37.012		6:01:16.994
2		2:09.149	49.936	43.029	36.184	180.0	6:03:26.143
3		2:07.892	49.553	42.772	35.567	166.9	6:05:34.035
4		2:08.333	48.782	43.528	36.023	170.6	6:07:42.368
5		2:09.908	49.214	45.051	35.643	175.3	6:09:52.276
6		2:06.586	48.772	42.328	35.486	173.0	6:11:58.862
7		2:07.247	48.968	42.620	35.659	171.9	6:14:06.109
8		2:06.866	48.268	42.583	36.015	175.6	6:16:12.975
9		2:08.136	49.708	42.832	35.596	180.3	6:18:21.111
10		2:06.931	48.290		2:42.527	175.8	6:20:28.042
11		2:16.655	49.497		4:59.182	175.3	6:22:44.697
12		3:21.168	54.414	1:06.852	1:19.902	135.1	6:26:05.865
13		4:08.235	1:51.037		5:28.137	58.5	6:30:14.100
14		2:10.107	50.429		7:38.244	166.9	6:32:24.207
15		2:10.848	49.573		9:49.092	167.1	6:34:35.055
16		2:08.485	48.873		11:57.577	169.2	6:36:43.540
17		2:08.744	49.379		14:06.321	164.3	6:38:52.284
18		2:08.082	48.923		16:14.403	164.6	6:41:00.366
19		2:09.252	48.636		18:23.655	167.7	6:43:09.618
20		2:08.176	48.841		20:31.831	179.1	6:45:17.794
21		2:07.865	48.654		22:39.696	175.8	6:47:25.659
22		2:07.878	48.757		24:47.574	170.0	6:49:33.537
23		2:10.897	49.167		26:58.471	168.4	6:51:44.434
24		2:08.106	49.486	43.347	35.273	160.7	6:53:52.540
25		2:06.143	48.744		2:41.416	166.9	6:55:58.683
26		2:06.746	48.345		4:48.162	166.9	6:58:05.429
27		2:07.388	49.708		6:55.550	167.9	7:00:12.817
28		2:07.314	48.812		9:02.864	164.6	7:02:20.131
29			50.764			164.6	

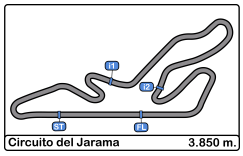

Circuito del Jarama
VI UV Endurance RACE Jarama
Carrera 8 horas resistencia
Lap Analysis 7 Hours

29 ALPHA RACING — BMW Compact

2 — ALPHA RACING

Vta.	D	Tiempo	Sector 1	Sector 2	Sector 3	V. Max.	Elapsed
1		6:01:48.563		6:01:13.538	35.025		6:01:48.563
2		2:04.435	47.832	41.765	34.838	176.4	6:03:52.998
3		2:03.979	47.285	41.602	35.092	175.3	6:05:56.977
4		2:05.343	47.448	42.924	34.971	171.9	6:08:02.320
5		2:04.401	47.602	41.916	34.883	177.0	6:10:06.721
6		2:03.709	47.458	41.403	34.848	175.0	6:12:10.430
7		2:04.379	47.149	42.070	35.160	173.6	6:14:14.809
8		2:13.164	P 48.171	42.288	42.705	170.3	6:16:27.973
9		10:22.427	P 4:26.446	1:09.915	4:46.066	92.2	6:26:50.400
10		8:30.299	7:11.992	42.931	35.376	87.6	6:35:20.699
11		2:04.432	47.843	41.944	34.645	175.6	6:37:25.131
12		2:03.462	46.963	42.036	34.463	175.6	6:39:28.593
13		2:04.295	46.749	42.250	35.296	176.4	6:41:32.888
14		2:03.779	47.203	42.080	34.496	175.0	6:43:36.667
15		2:05.200	47.245	41.856	36.099	173.0	6:45:41.867
16		2:06.925	48.092	43.643	35.190	169.0	6:47:48.792
17		2:05.114	46.893	43.741	34.480	175.6	6:49:53.906
18		2:05.865	47.230	43.543	35.092	175.3	6:51:59.771
19		2:06.875	47.352	42.746	36.777	175.6	6:54:06.646
20		2:06.045	49.100	42.083	34.862	155.3	6:56:12.691
21		2:04.661	47.835	42.061	34.765	175.0	6:58:17.352
22		2:05.125	47.902	42.141	35.082	175.6	7:00:22.477
23		2:04.388	47.268	41.543	35.577	176.7	7:02:26.865
24			49.024			169.5	

30 PLIPETTI'S RACING TEAM — VW Golf GTI

2 — PLIPETTI'S RACING TEAM

Vta.	D	Tiempo	Sector 1	Sector 2	Sector 3	V. Max.	Elapsed
1		6:01:21.806		6:00:45.125	36.681		6:01:21.806
2		2:10.005	49.921	44.238	35.846	173.9	6:03:31.811
3		2:10.441	49.910	44.550	35.981	173.3	6:05:42.252
4		2:12.762	53.097		2:48.743	169.5	6:07:55.014
5		2:11.500	50.180		5:00.243	175.3	6:10:06.514
6		2:12.145	50.621	44.353	37.171	161.9	6:12:18.659
7		2:10.125	50.279	43.730	36.116	167.9	6:14:28.784
8		2:11.508	51.198	44.231	36.079	173.9	6:16:40.292
9		2:11.509	50.045	44.570	36.894	172.8	6:18:51.801
10		2:12.361	50.282	45.166	36.913	176.1	6:21:04.162
11		2:45.049	56.919	1:00.198	47.932	162.8	6:23:49.211
12		3:15.004	P 1:08.212	1:06.526	1:00.266	101.4	6:27:04.215
13		7:19.890	5:58.701	44.609	36.580	86.0	6:34:24.105
14		2:12.223	50.560	45.507	36.156	170.8	6:36:36.328
15		2:10.126	50.153	44.135	35.838	166.4	6:38:46.454
16		2:11.218	49.917	45.097	36.204	168.7	6:40:57.672
17		2:10.720	49.923	44.241	36.556	170.0	6:43:08.392
18		2:09.176	48.820		2:45.732	175.8	6:45:17.568
19		2:12.094	50.195		4:57.826	166.4	6:47:29.662
20		2:10.872	49.579		7:08.698	177.9	6:49:40.534
21		2:11.177	50.552	44.433	36.192	175.0	6:51:51.711
22		2:13.046	50.239	45.433	37.374	167.4	6:54:04.757
23		2:12.442	50.959	45.185	36.298	156.7	6:56:17.199
24		2:10.018	49.290		2:46.316	176.7	6:58:27.217
25		2:12.341	50.771	45.107	36.463	164.8	7:00:39.558
26		2:13.634	50.989	45.871	36.774	173.9	7:02:53.192

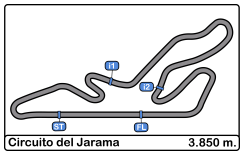

Circuito del Jarama
VI UV Endurance RACE Jarama
Carrera 8 horas resistencia
Lap Analysis 7 Hours

31 EB RACING BMW 325i E36

3 EB RACING

Vta.	D	Tiempo	Sector 1	Sector 2	Sector 3	V. Max.	Elapsed
1		6:01:27.244		6:00:52.257	34.987		6:01:27.244
2		2:04.780	47.843	41.723	35.214	171.1	6:03:32.024
3		2:04.432	47.871	41.550	35.011	179.7	6:05:36.456
4		2:03.899	47.637	41.421	34.841	171.4	6:07:40.355
5		2:04.917	47.997	41.984	34.936	172.8	6:09:45.272
6		2:05.765	48.495	42.002	35.268	173.9	6:11:51.037
7		2:04.382	48.390	41.332	34.660	167.9	6:13:55.419
8		2:04.024	47.819	41.644	34.561	176.4	6:15:59.443
9		2:04.555	47.998	41.781	34.776	180.6	6:18:03.998
10		2:04.668	48.163	41.633	34.872	170.6	6:20:08.666
11		2:08.785	47.707	43.294	37.784	185.8	6:22:17.451
12		3:44.785	52.914	1:32.984	1:18.887	146.5	6:26:02.236
13		4:09.706	1:50.393	1:36.518	42.795	57.3	6:30:11.942
14		2:04.733	48.441	41.524	34.768	177.6	6:32:16.675
15		2:02.997	47.302		2:37.765	185.2	6:34:19.672
16		2:05.082	47.688		4:42.847	178.2	6:36:24.754
17		2:06.507	48.508	42.968	35.031	174.1	6:38:31.261
18		2:06.401	48.987	42.413	35.001	180.9	6:40:37.662
19		5:05.851	P 48.042	42.414	3:35.395	180.6	6:45:43.513
20		5:13.139	3:51.462	44.870	36.807	95.2	6:50:56.652
21		2:08.415	50.342	42.945	35.128	160.4	6:53:05.067
22		2:05.602	47.863	42.480	35.259	170.6	6:55:10.669
23		2:08.782	49.264	44.018	35.500	169.2	6:57:19.451
24		2:06.838	47.818		2:42.338	177.9	6:59:26.289
25		2:07.173	49.705	42.488	34.980	164.1	7:01:33.462
26			47.454	41.638		182.7	

32 PUNTAL PRODUCTIONS BMW 325i E36

3 PUNTAL PRODUCTIONS

Vta.	D	Tiempo	Sector 1	Sector 2	Sector 3	V. Max.	Elapsed
1		6:01:36.728		6:01:02.060	34.668		6:01:36.728
2		2:02.023	46.722	41.293	34.008	180.0	6:03:38.751
3		2:03.590	47.772	41.306	34.512	155.8	6:05:42.341
4		2:02.428	47.559	40.871	33.998	164.3	6:07:44.769
5		2:03.471	47.275	41.962	34.234	169.8	6:09:48.240
6		2:02.990	47.110	41.226	34.654	166.9	6:11:51.230
7		2:01.817	47.177	40.546	34.094	170.3	6:13:53.047
8		2:02.234	46.971	41.044	34.219	172.2	6:15:55.281
9		2:02.797	47.459	41.116	34.222	166.4	6:17:58.078
10		2:04.027	48.211	41.623	34.193	166.6	6:20:02.105
11		4:41.193	P 48.244	41.980	3:10.969	154.2	6:24:43.298
12		5:42.766	3:25.603	1:37.567	39.596	79.1	6:30:26.064
13		2:04.412	48.209	41.990	34.213	149.3	6:32:30.476
14		2:07.541	49.001	44.001	34.539	160.0	6:34:38.017
15		2:04.283	47.901	41.994	34.388	165.1	6:36:42.300
16		2:04.088	47.636	41.712	34.740	166.1	6:38:46.388
17		2:03.701	47.575	41.623	34.503	171.4	6:40:50.089
18		2:02.747	47.377	40.900	34.470	175.0	6:42:52.836
19		2:04.469	47.527	42.061	34.881	170.3	6:44:57.305
20		2:04.591	47.860	42.153	34.578	171.1	6:47:01.896
21		2:04.548	47.935	41.864	34.749	161.9	6:49:06.444
22		2:04.377	47.894	41.456	35.027	163.8	6:51:10.821
23		2:04.580	48.328	41.551	34.701	157.4	6:53:15.401
24		2:02.812	47.651	41.024	34.137	155.8	6:55:18.213
25		2:02.630	47.051	41.344	34.235	181.2	6:57:20.843
26		2:06.529	47.999	42.993	35.537	162.4	6:59:27.372
27		2:03.725	47.758	41.717	34.250	168.4	7:01:31.097
28			47.517	41.221		156.7	

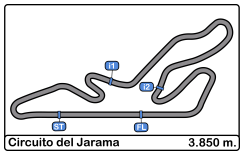

Circuito del Jarama
VI UV Endurance RACE Jarama
Carrera 8 horas resistencia
Lap Analysis 7 Hours

33 AMAZON SPORT 1 — VW Golf MK3

2 — AMAZON SPORT 1

Vta.	D	Tiempo	Sector 1	Sector 2	Sector 3	V. Max.	Elapsed
1		6:00:57.831			6:00:57.831		6:00:57.831
2		2:11.507	50.233	44.659	36.615	166.9	6:03:09.338
3		2:11.692	50.598	44.346	36.748	157.8	6:05:21.030
4		2:11.135	50.280	44.564	36.291	159.0	6:07:32.165
5		2:09.903	49.943	43.624	36.336	166.4	6:09:42.068
6		2:10.897	49.968	43.617	37.312	169.8	6:11:52.965
7		2:10.524	49.953	43.481	37.090	157.2	6:14:03.489
8		2:09.247	49.313	43.543	36.391	172.8	6:16:12.736
9		2:10.328	50.675	43.944	35.709	162.1	6:18:23.064
10		2:10.112	49.171	43.808	37.133	167.1	6:20:33.176
11		2:18.078	51.382		2:55.211	139.7	6:22:51.254
12		3:18.406	54.628	1:03.299	1:20.479	134.3	6:26:09.660
13		4:06.848	1:49.383		5:27.327	58.1	6:30:16.508
14		2:12.469	51.485	43.763	37.221	154.2	6:32:28.977
15		2:08.868	49.081	43.834	35.953	171.1	6:34:37.845
16		2:11.155	49.900		2:47.108	152.1	6:36:49.000
17		2:12.668	49.748	47.194	35.726	165.6	6:39:01.668
18		2:09.171	49.025	44.360	35.786	165.8	6:41:10.839
19		2:10.808	49.630	43.872	37.306	162.1	6:43:21.647
20		2:12.732	49.936	46.693	36.103	150.6	6:45:34.379
21		2:11.248	49.704	44.455	37.089	158.8	6:47:45.627
22		2:11.759	49.495	45.934	36.330	162.6	6:49:57.386
23		2:10.626	50.104	44.598	35.924	163.8	6:52:08.012
24		2:10.487	50.162	44.397	35.928	163.1	6:54:18.499
25		2:10.093	49.710	44.271	36.112	165.1	6:56:28.592
26		2:09.902	49.558	44.232	36.112	156.0	6:58:38.494
27		2:10.786	49.925	44.574	36.287	167.9	7:00:49.280
28		2:10.113	49.349	44.319	36.445	166.1	7:02:59.393

34 RRB COMPETICION — Renault Clio

2 — RRB COMPETICION

Vta.	D	Tiempo	Sector 1	Sector 2	Sector 3	V. Max.	Elapsed
1		6:02:28.551	6:01:11.544	42.269	34.738		6:02:28.551
2	P	2:14.093	48.018	42.036	44.039	176.1	6:04:42.644
3		22:59.765	21:40.085	44.223	35.457	62.4	6:27:42.409
4		2:44.973	50.177	1:15.774	39.022	136.7	6:30:27.382
5		2:11.768	50.461	45.062	36.245	151.6	6:32:39.150
6		2:10.475	49.025	45.165	36.285	171.1	6:34:49.625
7		2:10.986	49.433	45.011	36.542	171.1	6:37:00.611
8		2:12.876	49.842	46.046	36.988	168.2	6:39:13.487
9	P	4:20.582	50.655	49.112	2:40.815	162.6	6:43:34.069
10		10:21.048	8:56.751	47.804	36.493	87.4	6:53:55.117
11		2:18.304	52.004	45.873	40.427	150.8	6:56:13.421
12	P	2:27.430	50.858	47.561	49.011	156.2	6:58:40.851

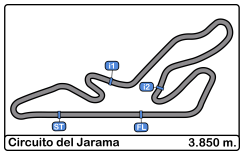

Circuito del Jarama
VI UV Endurance RACE Jarama
Carrera 8 horas resistencia
Lap Analysis 7 Hours

40 UV-TEC Citroen Saxo

SAXO UV-TEC

Vta.	D	Tiempo	Sector 1	Sector 2	Sector 3	V. Max.	Elapsed
1		6:01:52.394		6:01:14.628	37.766		6:01:52.394
2		2:14.980	51.396	45.917	37.667	163.8	6:04:07.374
3		2:14.308	50.866	45.587	37.855	164.3	6:06:21.682
4		2:14.625	51.301	45.453	37.871	160.9	6:08:36.307
5		2:14.776	51.272	45.695	37.809	161.9	6:10:51.083
6		2:15.552	51.286	45.690	38.576	159.7	6:13:06.635
7		2:15.273	51.548	45.653	38.072	167.9	6:15:21.908
8		2:16.193	52.069	46.392	37.732	161.9	6:17:38.101
9		2:15.576	51.641	46.156	37.779	163.6	6:19:53.677
10		2:19.727	52.643	46.976	40.108	163.3	6:22:13.404
11		11:11.416	P 55.313	1:33.083	8:43.020	129.3	6:33:24.820
12		4:18.490	2:48.920	48.964	40.606	84.2	6:37:43.310
13		2:28.963	57.833	50.015	41.115	143.0	6:40:12.273
14		2:25.265	55.678	49.276	40.311	132.0	6:42:37.538
15		2:25.799	56.377	49.644	39.778	135.1	6:45:03.337
16		2:29.751	57.068	49.223	43.460	138.1	6:47:33.088
17		2:30.359	58.176	52.836	39.347	151.2	6:50:03.447
18		2:23.685	56.176	48.115	39.394	131.3	6:52:27.132
19		2:28.828	57.758	51.449	39.621	147.1	6:54:55.960
20		2:22.105	54.364	47.805	39.936	144.5	6:57:18.065
21		2:27.422	57.689	49.849	39.884	129.4	6:59:45.487
22		2:27.107	56.872	49.290	40.945	122.1	7:02:12.594
23			58.785			132.0	

46 UV-SAYAGO Citroen Saxo

SAXO UV-SAYAGO

Vta.	D	Tiempo	Sector 1	Sector 2	Sector 3	V. Max.	Elapsed
1		6:00:48.657			6:00:48.657		6:00:48.657
2		2:07.548	48.387	43.529	35.632	172.5	6:02:56.205
3		2:08.366	48.744	43.833	35.789	172.8	6:05:04.571
4		2:07.316	48.414	43.348	35.554	173.9	6:07:11.887
5		2:07.340	48.501	43.351	35.488	173.3	6:09:19.227
6		2:08.481	49.299	43.512	35.670	177.6	6:11:27.708
7		3:36.440	P 48.340	43.472	2:04.628	172.5	6:15:04.148
8		8:23.057	6:46.137	53.059	43.861	70.3	6:23:27.205
9		2:55.379	59.091	50.399	1:05.889	117.6	6:26:22.584
10		4:03.280	1:44.428	1:37.656	41.196	55.2	6:30:25.864
11		2:12.448	51.602	44.602	36.244	149.7	6:32:38.312
12		2:10.258	49.279	44.639	36.340	169.8	6:34:48.570
13		2:10.204	49.548	44.500	36.156	169.0	6:36:58.774
14		2:10.020	49.199	44.495	36.326	170.6	6:39:08.794
15		2:10.321	49.296	44.693	36.332	170.6	6:41:19.115
16		2:10.477	49.476	44.703	36.298	168.4	6:43:29.592
17		2:09.824	49.683	44.564	35.577	167.1	6:45:39.416
18		2:09.104	48.938	44.342	35.824	169.5	6:47:48.520
19		2:09.557	49.370	44.214	35.973	157.2	6:49:58.077
20		2:08.659	49.125	43.874	35.660	167.7	6:52:06.736
21		2:09.969	49.064	44.639	36.266	169.5	6:54:16.705
22		2:09.417	49.492	43.784	36.141	172.8	6:56:26.122
23		2:09.900	50.332	43.731	35.837	168.7	6:58:36.022
24		2:09.844	48.847	44.571	36.426	170.8	7:00:45.866
25		2:10.329	49.946	44.726	35.657	175.8	7:02:56.195

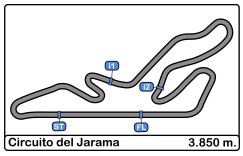

Circuito del Jarama
VI UV Endurance RACE Jarama
Carrera 8 horas resistencia
Analysis by Lap 7 Hours

Lap 1

Num	Lap Time	Gap
21	6:00:38.341	
12	6:00:41.375	03.034
46	6:00:48.657	10.316
20	6:00:51.392	13.051
22	6:00:55.255	16.914
11	6:00:55.930	17.589
33	6:00:57.831	19.490
1	6:01:16.236	37.895
28	6:01:16.994	38.653
30	6:01:21.806	43.465
31	6:01:27.244	48.903
5	6:01:34.426	56.085
7	6:01:36.261	57.920
32	6:01:36.728	58.387
17	6:01:38.099	59.758
10	6:01:43.659	1:05.318
29	6:01:48.563	1:10.222
40	6:01:52.394	1:14.053
16	6:01:59.611	1:21.270
2	6:02:03.975	1:25.634
25	6:02:10.737	1:32.396
9	6:02:20.950	1:42.609
34	6:02:28.551	1:50.210
6	6:02:31.387	1:53.046

Lap 2

Num	Lap Time	Gap
21	1:57.585	
3	6:02:39.694	1 Lap
27	6:02:40.346	1 Lap
12	2:07.915	13.364
46	2:07.548	20.279
11	2:01.158	21.162
20	2:06.281	21.747
22	2:11.872	31.201
33	2:11.507	33.412
1	2:03.332	43.642
28	2:09.149	50.217
30	2:10.005	55.885
31	2:04.780	56.098
32	2:02.023	1:02.825
5	2:07.086	1:05.586
7	2:07.973	1:08.308
17	2:06.529	1:08.702
10	2:08.891	1:16.624
29	2:04.435	1:17.072
16	1:59.947	1:23.632
2	2:03.099	1:31.148
40	2:14.980	1:31.448
25	2:09.995	1:44.806
9	2:01.825	1:46.849
6	2:08.765	2:04.226
34	2:14.093	2:06.718
3	2:03.929	2:07.697
27	2:03.883	2:08.303

Lap 3

Num	Lap Time	Gap
12	2:08.177	
11	2:00.734	00.355
20	2:05.132	05.338
46	2:08.366	07.104
22	2:11.934	21.594
33	2:11.692	23.563
1	2:02.654	24.755
28	2:07.892	36.568
31	2:04.432	38.989
30	2:10.441	44.785
32	2:03.590	44.874
14	6:05:43.182	2 Laps
5	2:06.430	50.475
19	6:05:50.301	2 Laps
7	2:08.046	54.813
17	2:07.881	55.042
29	2:03.979	59.510
16	1:59.355	1:01.446
10	2:08.109	1:03.192
2	2:03.008	1:12.615
40	2:14.308	1:24.215
9	2:01.219	1:26.527
25	2:11.627	1:34.892
3	2:04.893	1:51.049
27	2:04.997	1:51.759
6	2:10.742	1:53.427

Lap 4

Num	Lap Time	Gap
11	2:00.095	
21	4:24.196	1 Lap
12	2:07.971	07.521
20	2:05.433	10.321
46	2:07.316	13.970
1	2:02.591	26.896
22	2:12.443	33.587
33	2:11.135	34.248
31	2:03.899	42.438
28	2:08.333	44.451
32	2:02.428	46.852
19	1:58.247	2 Laps
30	2:12.762	57.097
5	2:07.302	57.327
14	2:12.337	2 Laps
17	2:07.106	1:01.698
16	2:00.856	1:01.852
7	2:09.516	1:03.879
29	2:05.343	1:04.403
10	2:07.215	1:09.957
2	2:03.890	1:16.055
9	2:02.618	1:28.695
40	2:14.625	1:38.390
25	2:11.490	1:45.932
27	2:04.257	1:55.566
3	2:05.822	1:56.421

Lap 5

Num	Lap Time	Gap
11	2:02.234	
20	2:07.443	15.530
12	2:13.582	18.869
46	2:07.340	19.076
1	2:02.827	27.489
33	2:09.903	41.917
22	2:11.482	42.835
31	2:04.917	45.121
19	1:56.861	2 Laps
32	2:03.471	48.089
28	2:09.908	52.125
14	2:04.541	2 Laps
16	2:00.525	1:00.143
5	2:06.791	1:01.884
30	2:11.500	1:06.363
29	2:04.401	1:06.570
17	2:07.829	1:07.293
7	2:09.535	1:11.180
10	2:07.298	1:15.021
2	2:03.095	1:16.916
9	2:01.800	1:28.261
40	2:14.776	1:50.932
25	2:10.756	1:54.454
27	2:04.133	1:57.465
3	2:04.609	1:58.796

Lap 6

Num	Lap Time	Gap
11	2:01.794	
20	2:06.990	20.726
46	2:08.481	25.763
12	2:10.832	27.907
1	2:03.684	29.379
19	1:58.516	2 Laps
31	2:05.765	49.092
32	2:02.990	49.285
33	2:10.897	51.020
22	2:11.766	52.807
28	2:06.586	56.917
16	1:58.985	57.334
14	2:03.107	2 Laps
5	2:06.550	1:06.640
29	2:03.709	1:08.485
6	5:20.372	2 Laps
17	2:06.028	1:11.527
30	2:12.145	1:16.714
2	2:03.017	1:18.139
7	2:09.562	1:18.948
10	2:07.174	1:20.401
9	2:02.186	1:28.653
27	2:04.356	2:00.027
3	2:04.796	2:01.798

Lap 7

Num	Lap Time	Gap
11	2:03.348	
40	2:15.552	1 Lap
25	2:15.396	1 Lap
20	2:08.649	26.027
1	2:03.473	29.504
21	6:37.352	3 Laps
19	1:55.638	2 Laps
12	2:10.034	34.593
32	2:01.817	47.754
31	2:04.382	50.126
16	2:01.243	55.229
33	2:10.524	58.196
22	2:10.233	59.692
28	2:07.247	1:00.816
14	2:04.115	2 Laps
29	2:04.379	1:09.516
5	2:07.146	1:10.438
17	2:05.748	1:13.927
2	2:02.829	1:17.620
30	2:10.125	1:23.491
7	2:07.987	1:23.587
10	2:07.296	1:24.349
9	2:01.287	1:26.592
46	3:36.440	1:58.855
27	2:04.463	2:01.142

Lap 8

Num	Lap Time	Gap
11	2:01.857	
3	2:05.454	1 Lap
40	2:15.273	1 Lap
25	2:11.977	1 Lap
19	1:55.467	2 Laps
21	1:57.571	3 Laps
1	2:05.011	32.658

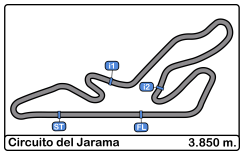

Circuito del Jarama
VI UV Endurance RACE Jarama
Carrera 8 horas resistencia
Analysis by Lap 7 Hours

Num	Lap Time	Gap
20	2:09.735	33.905
12	2:07.318	40.054
32	2:02.234	48.131
31	2:04.024	52.293
16	1:59.512	52.884
33	2:09.247	1:05.586
28	2:06.866	1:05.825
14	2:05.966	2 Laps
22	2:11.073	1:08.908
5	2:06.550	1:15.131
2	2:02.930	1:18.693
17	2:08.320	1:20.390
29	2:13.164	1:20.823
9	2:02.442	1:27.177
6	4:23.612	3 Laps
7	2:08.080	1:29.810
10	2:07.939	1:30.431
30	2:11.508	1:33.142
Lap 9		
11	2:01.936	
27	2:04.593	1 Lap
3	2:04.419	1 Lap
19	1:56.522	2 Laps
25	2:09.972	1 Lap
21	1:57.974	3 Laps
40	2:16.193	1 Lap
1	2:02.758	33.480
20	2:06.149	38.118
12	2:09.834	47.952
32	2:02.797	48.992
16	1:58.505	49.453
31	2:04.555	54.912
14	2:06.361	2 Laps
28	2:08.136	1:12.025
33	2:10.328	1:13.978
22	2:09.986	1:16.958
2	2:02.614	1:19.371
17	2:07.014	1:25.468
9	2:00.713	1:25.954

Num	Lap Time	Gap
10	2:07.595	1:36.090
7	2:08.713	1:36.587
6	2:12.166	3 Laps
30	2:11.509	1:42.715
Lap 10		
11	2:01.337	
27	2:03.700	1 Lap
3	2:04.487	1 Lap
19	1:55.973	2 Laps
21	1:56.331	3 Laps
1	2:03.455	35.598
5	3:30.303	1 Lap
40	2:15.576	1 Lap
20	2:07.081	43.862
16	1:59.230	47.346
32	2:04.027	51.682
12	2:09.528	56.143
31	2:04.668	58.243
14	2:04.760	2 Laps
28	2:06.931	1:17.619
2	2:03.747	1:21.781
33	2:10.112	1:22.753
9	2:00.942	1:25.559
22	2:10.855	1:26.476
17	2:05.989	1:30.120
10	2:07.197	1:41.950
7	2:09.573	1:44.823
6	2:08.835	3 Laps
30	2:12.361	1:53.739
Lap 11		
11	2:01.466	
27	2:04.070	1 Lap
3	2:04.487	1 Lap
19	1:56.466	2 Laps
21	1:56.064	3 Laps
1	2:07.732	41.864
25	4:24.797	2 Laps
16	2:00.839	46.719

Num	Lap Time	Gap
20	2:10.576	52.972
40	2:19.727	1 Lap
31	2:08.785	1:05.562
12	2:14.713	1:09.390
28	2:16.655	1:32.808
2	2:13.142	1:33.457
33	2:18.078	1:39.365
9	2:20.411	1:44.504
22	2:19.758	1:44.768
17	2:22.612	1:51.266
10	2:15.599	1:56.083
7	2:28.187	2:11.544
6	2:30.187	3 Laps
46	8:23.057	3 Laps
30	2:45.049	2:37.322
32	4:41.193	3:31.409
19	4:32.566	1 Lap
21	4:32.414	2 Laps
Lap 12		
1	4:05.564	
16	4:01.305	00.596
20	3:55.833	01.377
31	3:44.785	02.919
12	3:43.134	05.096
28	3:21.168	06.548
2	3:21.799	07.828
33	3:18.406	10.343
9	3:14.991	12.067
22	3:15.865	13.205
17	3:11.533	15.371
10	3:08.912	17.567
7	2:55.735	19.851
6	2:55.160	3 Laps
46	2:55.379	3 Laps
29	10:22.427	3 Laps
30	3:15.004	1:04.898
34	22:59.765	9 Laps
5	7:51.146	2 Laps
11	7:53.441	3:06.013

Num	Lap Time	Gap
27	8:44.512	1 Lap
19	4:12.674	1 Lap
21	4:11.595	2 Laps
Lap 13		
1	4:11.018	
16	4:10.690	00.268
20	4:10.662	01.021
31	4:09.706	01.607
12	4:08.305	02.383
28	4:08.235	03.765
2	4:08.300	05.110
33	4:06.848	06.173
9	4:05.212	06.261
22	4:04.671	06.858
17	4:02.653	07.006
10	4:00.728	07.277
7	4:03.604	12.437
6	4:03.776	3 Laps
46	4:03.280	3 Laps
32	5:42.766	1 Lap
34	2:44.973	9 Laps
5	2:43.731	2 Laps
11	2:33.350	1:28.345
3	10:26.267	2 Laps
25	10:03.090	3 Laps
21	1:57.236	2 Laps
19	1:58.171	1 Lap
Lap 14		
16	1:59.123	
1	2:03.904	04.513
31	2:04.733	06.949
20	2:07.934	09.564
2	2:04.100	09.819
9	2:03.365	10.235
12	2:10.620	13.612
28	2:10.107	14.481
22	2:11.668	19.135
33	2:12.469	19.251

Num	Lap Time	Gap
10	2:12.218	20.104
17	2:12.796	20.411
32	2:04.412	1 Lap
7	2:10.203	23.249
5	2:07.851	2 Laps
6	2:11.870	3 Laps
46	2:12.448	3 Laps
34	2:11.768	9 Laps
27	2:38.453	2 Laps
40	11:11.416	3 Laps
11	2:02.674	1:31.628
21	1:56.532	2 Laps
19	1:56.414	1 Lap
Lap 15		
16	1:59.457	
25	2:12.512	4 Laps
3	2:26.137	3 Laps
1	2:03.428	08.484
31	2:02.997	10.489
9	2:02.144	12.922
2	2:04.420	14.782
30	7:19.890	2 Laps
20	2:07.741	17.848
28	2:10.848	25.872
12	2:11.785	25.940
33	2:08.868	28.662
32	2:07.541	1 Lap
22	2:11.406	31.084
10	2:10.456	31.103
17	2:10.298	31.252
5	2:07.722	2 Laps
7	2:11.426	35.218
6	2:08.284	3 Laps
27	2:04.672	2 Laps
46	2:10.258	3 Laps
34	2:10.475	9 Laps
29	8:30.299	5 Laps
11	2:03.453	1:35.624
21	1:56.817	2 Laps

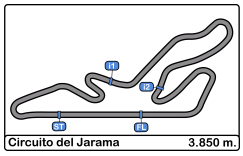

Circuito del Jarama
VI UV Endurance RACE Jarama
Carrera 8 horas resistencia
Analysis by Lap 7 Hours

Num	Lap Time	Gap
19	1:56.385	1 Lap

Lap 16

Num	Lap Time	Gap
16	1:59.426	
1	2:01.984	11.042
3	2:06.398	3 Laps
31	2:05.082	16.145
9	2:02.827	16.323
25	2:13.452	4 Laps
2	2:03.656	19.012
20	2:08.032	26.454
30	2:12.223	2 Laps
32	2:04.283	1 Lap
28	2:08.485	34.931
33	2:11.155	40.391
10	2:09.218	40.895
12	2:15.288	41.802
5	2:08.092	2 Laps
22	2:11.364	43.022
27	2:05.333	2 Laps
17	2:12.272	44.098
7	2:09.593	45.385
6	2:09.606	3 Laps
46	2:10.204	3 Laps
34	2:10.986	9 Laps
29	2:04.432	5 Laps
40	4:18.490	4 Laps
11	2:04.526	1:40.724
19	1:57.818	1 Lap
21	1:58.306	2 Laps

Lap 17

Num	Lap Time	Gap
16	2:00.155	
1	2:01.377	12.264
3	2:05.580	3 Laps
9	2:03.766	19.934
31	2:06.507	22.497
2	2:03.977	22.834
25	2:12.063	4 Laps
20	2:07.846	34.145
32	2:04.088	1 Lap
30	2:10.126	2 Laps
28	2:08.744	43.520
10	2:08.822	49.562
27	2:06.584	2 Laps
5	2:08.078	2 Laps
33	2:12.668	52.904
22	2:11.195	54.062
12	2:13.730	55.377
7	2:10.228	55.458
6	2:10.041	3 Laps
17	2:12.464	56.407
46	2:10.020	3 Laps
34	2:12.876	9 Laps
29	2:03.462	5 Laps
11	2:04.315	1:44.884
19	1:57.260	1 Lap
21	1:58.066	2 Laps

Lap 18

Num	Lap Time	Gap
16	1:59.967	
40	2:28.963	5 Laps
1	2:02.572	14.869
9	2:01.097	21.064
3	2:05.951	3 Laps
2	2:03.819	26.686
31	2:06.401	28.931
25	2:12.197	4 Laps
32	2:03.701	1 Lap
20	2:09.196	43.374
30	2:11.218	2 Laps
28	2:08.082	51.635
27	2:04.048	2 Laps
10	2:07.118	56.713
5	2:07.115	2 Laps
33	2:09.171	1:02.108
22	2:09.361	1:03.456
7	2:08.263	1:03.754
6	2:08.277	3 Laps
17	2:08.271	1:04.711
12	2:14.293	1:09.703
46	2:10.321	3 Laps
29	2:04.295	5 Laps
19	1:56.752	1 Lap
21	1:57.277	2 Laps
11	2:03.000	1:47.917

Lap 19

Num	Lap Time	Gap
16	2:00.604	
1	2:03.679	17.944
9	2:02.317	22.777
40	2:25.265	5 Laps
2	2:03.719	29.801
3	2:07.228	3 Laps
32	2:02.747	1 Lap
25	2:11.587	4 Laps
20	2:10.882	53.652
27	2:05.102	2 Laps
30	2:10.720	2 Laps
28	2:09.252	1:00.283
5	2:07.216	2 Laps
10	2:10.329	1:06.438
7	2:08.109	1:11.259
33	2:10.808	1:12.312
17	2:08.535	1:12.642
22	2:09.934	1:12.786
6	2:09.711	3 Laps
12	2:10.625	1:19.724
46	2:10.477	3 Laps
34	4:20.582	10 Laps
29	2:03.779	5 Laps
19	1:56.859	1 Lap
21	1:56.986	2 Laps
11	2:00.985	1:48.298

Lap 20

Num	Lap Time	Gap
16	1:59.554	
1	2:03.918	22.308
9	2:01.159	24.382
2	2:04.320	34.567
3	2:04.703	3 Laps
32	2:04.469	1 Lap
40	2:25.799	5 Laps
27	2:04.612	2 Laps
25	2:13.343	4 Laps
30	2:09.176	2 Laps
28	2:08.176	1:08.905
5	2:06.866	2 Laps
10	2:07.072	1:13.956
7	2:08.385	1:20.090
17	2:07.291	1:20.379
6	2:08.361	3 Laps
22	2:10.855	1:24.087
33	2:12.732	1:25.490
46	2:09.824	3 Laps
12	2:12.620	1:32.790
29	2:05.200	5 Laps
31	5:05.851	1 Lap
19	1:56.488	1 Lap
21	1:56.963	2 Laps
11	2:01.953	1:50.697

Lap 21

Num	Lap Time	Gap
16	1:59.699	
1	2:02.201	24.810
9	2:01.333	26.016
2	2:04.138	39.006
3	2:05.006	3 Laps
32	2:04.591	1 Lap
27	2:05.218	2 Laps
28	2:07.865	1:17.071
25	2:13.083	4 Laps
5	2:08.027	2 Laps
30	2:12.094	2 Laps
10	2:08.125	1:22.382
40	2:29.751	5 Laps
17	2:06.064	1:26.744
6	2:07.728	3 Laps
7	2:10.754	1:31.145
19	1:57.806	1 Lap
22	2:10.395	1:34.783
33	2:11.248	1:37.039
21	1:58.103	2 Laps
46	2:09.104	3 Laps
29	2:06.925	5 Laps
20	4:47.622	1 Lap
12	2:16.556	1:49.647
11	2:03.105	1:54.103

Lap 22

Num	Lap Time	Gap
16	1:59.270	
1	2:03.306	28.846
2	2:04.222	43.958
3	2:05.337	3 Laps
32	2:04.548	1 Lap
27	2:04.922	2 Laps
28	2:07.878	1:25.679
5	2:07.445	2 Laps
25	2:11.944	4 Laps
30	2:10.872	2 Laps
19	1:57.372	1 Lap
10	2:09.953	1:33.065
17	2:08.206	1:35.680
21	1:57.830	2 Laps
6	2:08.378	3 Laps
7	2:10.062	1:41.937
22	2:10.425	1:45.938
29	2:05.114	5 Laps
33	2:11.759	1:49.528
46	2:09.557	3 Laps
40	2:30.359	5 Laps
11	2:02.727	1:57.560

Lap 23

Num	Lap Time	Gap
16	1:59.525	
12	2:16.645	1 Lap
1	2:03.417	32.738
31	5:13.139	3 Laps
2	2:05.022	49.455
3	2:06.394	3 Laps

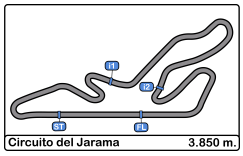

Circuito del Jarama
VI UV Endurance RACE Jarama
Carrera 8 horas resistencia
Analysis by Lap 7 Hours

Num	Lap Time	Gap
32	2:04.377	1 Lap
9	4:52.427	1 Lap
27	2:05.027	2 Laps
19	1:56.726	1 Lap
21	1:57.930	2 Laps
5	2:07.704	2 Laps
28	2:10.897	1:37.051
10	2:08.566	1:42.106
30	2:11.177	2 Laps
17	2:08.353	1:44.508
25	2:14.001	4 Laps
6	2:08.108	3 Laps
29	2:05.865	5 Laps
7	2:10.821	1:53.233
22	2:10.893	1:57.306
46	2:08.659	3 Laps

Lap 24

Num	Lap Time	Gap
16	2:00.536	
33	2:10.626	1 Lap
11	2:03.749	1 Lap
40	2:23.685	6 Laps
12	2:16.049	1 Lap
1	2:02.579	34.781
2	2:05.407	54.326
31	2:08.415	3 Laps
3	2:05.371	3 Laps
32	2:04.580	1 Lap
27	2:04.904	2 Laps
19	1:56.527	1 Lap
21	1:57.873	2 Laps
5	2:07.815	2 Laps
28	2:08.106	1:44.621
34	10:21.048	14 Laps
10	2:06.503	1:48.073
17	2:05.114	1:49.086
6	2:07.798	3 Laps
30	2:13.046	2 Laps
25	2:12.500	4 Laps
29	2:06.875	5 Laps

Lap 25

Num	Lap Time	Gap
16	1:59.019	
22	2:11.096	1 Lap
11	2:06.669	1 Lap
46	2:09.969	4 Laps
33	2:10.487	1 Lap
1	2:03.744	39.506
12	2:15.554	1 Lap
20	7:02.378	4 Laps
40	2:28.828	6 Laps
31	2:05.602	3 Laps
3	2:04.554	3 Laps
32	2:02.812	1 Lap
19	1:57.166	1 Lap
27	2:06.107	2 Laps
21	2:05.855	2 Laps
9	4:20.484	2 Laps
28	2:06.143	1:51.745
5	2:08.928	2 Laps
17	2:06.247	1:56.314
10	2:08.324	1:57.378

Lap 26

Num	Lap Time	Gap
16	1:59.885	
6	2:08.456	4 Laps
29	2:06.045	6 Laps
34	2:18.304	15 Laps
30	2:12.442	3 Laps
25	2:11.595	5 Laps
11	2:03.088	1 Lap
22	2:10.304	1 Lap
46	2:09.417	4 Laps
7	4:26.907	2 Laps
33	2:10.093	1 Lap
1	2:02.405	42.026
20	2:18.656	4 Laps
40	2:22.105	6 Laps
3	2:06.666	3 Laps
31	2:08.782	3 Laps
32	2:02.630	1 Lap

Lap 27

Num	Lap Time	Gap
19	1:57.006	1 Lap
27	2:05.052	2 Laps
9	2:01.721	2 Laps
28	2:06.746	1:58.606
16	1:59.469	
21	2:21.741	3 Laps
5	2:08.088	3 Laps
17	2:07.022	1 Lap
10	2:08.435	1 Lap
29	2:04.661	6 Laps
6	2:09.217	4 Laps
11	2:04.498	1 Lap
30	2:10.018	3 Laps
25	2:12.285	5 Laps
2	5:31.177	2 Laps
46	2:09.900	4 Laps
22	2:09.951	1 Lap
33	2:09.902	1 Lap
34	2:27.430	15 Laps
1	2:02.351	44.908
3	2:06.541	3 Laps
31	2:06.838	3 Laps
19	1:58.513	1 Lap
32	2:06.529	1 Lap
20	2:19.442	4 Laps
40	2:27.422	6 Laps
27	2:03.935	2 Laps
9	2:05.695	2 Laps

Lap 28

Num	Lap Time	Gap
16	1:59.129	
21	1:58.960	3 Laps
28	2:07.388	1 Lap
5	2:07.266	3 Laps
17	2:05.445	1 Lap
10	2:06.676	1 Lap
29	2:05.125	6 Laps
11	2:01.940	1 Lap
6	2:10.381	4 Laps
30	2:12.341	3 Laps
25	2:11.091	5 Laps
22	2:09.661	1 Lap
46	2:09.844	4 Laps
33	2:10.786	1 Lap
1	2:03.081	48.860
12	6:19.615	3 Laps
19	1:56.626	1 Lap
32	2:03.725	1 Lap
31	2:07.173	3 Laps
3	2:09.443	3 Laps
20	2:14.175	4 Laps
27	2:04.715	2 Laps
9	2:01.611	2 Laps
21	1:59.115	2 Laps

Lap 29

Num	Lap Time	Gap
16	2:00.673	
40	2:27.107	7 Laps
7	5:51.740	4 Laps
28	2:07.314	1 Lap
17	2:05.212	1 Lap
5	2:07.708	3 Laps
10	2:07.244	1 Lap
29	2:04.388	6 Laps
11	2:01.927	1 Lap
30	2:13.634	3 Laps
25	2:12.524	5 Laps
22	2:10.426	1 Lap
46	2:10.329	4 Laps
1	2:03.612	51.799
33	2:10.113	1 Lap
6	2:44.127	4 Laps

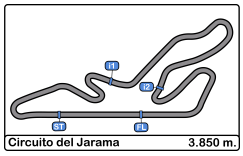

Circuito del Jarama
VI UV Endurance RACE Jarama
Carrera 8 horas resistencia
Best Sectors Results 7 Hours

	Sector - 1			Sector - 2			Sector - 3			Vuelta Ideal vs Mejor Vuelta					
Clas	Nº	Equipo	Tiempo	Nº	Equipo	Tiempo	Nº	Equipo	Tiempo	Clas	Nº	Equipo	Vta. Ideal	Mejor Vta.	Clas
1	19	RACING TO ENJOY	43.763	19	RACING TO ENJOY	38.436	19	RACING TO ENJOY	32.021	1	19	RACING TO ENJOY	1:54.220	1:54.495	1
2	21	BOYACA VSR	44.290	21	BOYACA VSR	38.517	24	VSR MTORSPORT	32.232	2	21	BOYACA VSR	1:55.048	1:55.546	2
3	24	VSR MTORSPORT	44.521	24	VSR MTORSPORT	38.816	21	BOYACA VSR	32.241	3	24	VSR MTORSPORT	1:55.569	1:55.667	3
4	11	M&M RACING TEAM	44.828	11	M&M RACING TEAM	39.131	16	RRO RACING VSR	32.904	4	11	M&M RACING TEAM	1:56.933	1:57.689	4
5	16	RRO RACING VSR	45.094	16	RRO RACING VSR	39.374	11	M&M RACING TEAM	32.974	5	16	RRO RACING VSR	1:57.372	1:58.293	5
6	34	RRB COMPETICION	45.973	34	RRB COMPETICION	39.860	1	ASAP RACING	33.430	6	34	RRB COMPETICION	1:59.471	1:59.776	6
7	9	JDM MOTOR 1	45.983	9	JDM MOTOR 1	40.098	9	JDM MOTOR 1	33.514	7	9	JDM MOTOR 1	1:59.595	1:59.803	7
8	32	PUNTAL PRODUCTI	46.081	1	ASAP RACING	40.131	34	RRB COMPETICION	33.638	8	1	ASAP RACING	1:59.735	2:00.703	8
9	1	ASAP RACING	46.174	32	PUNTAL PRODUCTI	40.333	12	M.BOSS RACING	33.845	9	32	PUNTAL PRODUCTI	2:00.351	2:01.652	10
10	26	PIKANTO RACING	46.379	26	PIKANTO RACING	40.611	32	PUNTAL PRODUCTI	33.937	10	12	M.BOSS RACING	2:01.098	2:01.361	9
11	12	M.BOSS RACING	46.622	12	M.BOSS RACING	40.631	31	EB RACING	33.991	11	26	PIKANTO RACING	2:01.217	2:01.981	12
12	2	BMOVIE	46.642	14	OLIMPIA RACING	40.720	14	OLIMPIA RACING	34.045	12	14	OLIMPIA RACING	2:01.482	2:02.002	13
13	14	OLIMPIA RACING	46.717	31	EB RACING	40.939	2	BMOVIE	34.159	13	31	EB RACING	2:01.718	2:02.484	15
14	29	ALPHA RACING	46.749	2	BMOVIE	40.952	27	RG MOTORSPORT	34.172	14	2	BMOVIE	2:01.753	2:01.946	11
15	31	EB RACING	46.788	29	ALPHA RACING	40.963	26	PIKANTO RACING	34.227	15	27	RG MOTORSPORT	2:01.981	2:02.201	14
16	27	RG MOTORSPORT	46.843	27	RG MOTORSPORT	40.966	29	ALPHA RACING	34.304	16	29	ALPHA RACING	2:02.016	2:02.903	16
17	6	CHAMAQUITOS	46.957	17	SAOCA SPORT	41.489	17	SAOCA SPORT	34.570	17	6	CHAMAQUITOS	2:03.261	2:04.253	19
18	3	ANGALI RACING	47.105	8	HLT MK3	41.624	3	ANGALI RACING	34.625	18	17	SAOCA SPORT	2:03.598	2:04.069	18
19	20	CLASICOS REDAN	47.350	6	CHAMAQUITOS	41.666	6	CHAMAQUITOS	34.638	19	3	ANGALI RACING	2:03.682	2:03.929	17
20	28	EMAN EGURRE	47.391	10	FANSI GARAJE 49	41.777	28	EMAN EGURRE	34.695	20	20	CLASICOS REDAN	2:03.975	2:04.521	22
21	8	HLT MK3	47.430	20	CLASICOS REDAN	41.803	20	CLASICOS REDAN	34.822	21	8	HLT MK3	2:04.040	2:04.267	20
22	10	FANSI GARAJE 49	47.443	3	ANGALI RACING	41.952	8	HLT MK3	34.986	22	28	EMAN EGURRE	2:04.048	2:04.501	21
23	17	SAOCA SPORT	47.539	28	EMAN EGURRE	41.962	10	FANSI GARAJE 49	35.055	23	10	FANSI GARAJE 49	2:04.275	2:04.630	23
24	5	DE DIEGO MOTOR	47.768	7	NATARA SPORT	42.255	7	NATARA SPORT	35.243	24	5	DE DIEGO MOTOR	2:05.841	2:06.119	24
25	46	UV-SAYAGO	48.248	5	DE DIEGO MOTOR	42.757	30	PLIPETTI'S RACING	35.284	25	7	NATARA SPORT	2:06.084	2:06.751	25
26	30	PLIPETTI'S RACING	48.509	30	PLIPETTI'S RACING	42.894	5	DE DIEGO MOTOR	35.316	26	30	PLIPETTI'S RACING	2:06.687	2:07.463	27
27	7	NATARA SPORT	48.586	33	AMAZON SPORT 1	42.975	46	UV-SAYAGO	35.479	27	46	UV-SAYAGO	2:07.035	2:07.316	26
28	33	AMAZON SPORT 1	48.660	25	POLESTAR TEAM	43.304	33	AMAZON SPORT 1	35.485	28	33	AMAZON SPORT 1	2:07.120	2:07.781	28
29	22	ABOGADO AMIGO	49.214	46	UV-SAYAGO	43.308	22	ABOGADO AMIGO	36.080	29	25	POLESTAR TEAM	2:08.965	2:09.161	29
30	18	SAAB ENDURANCE	49.275	22	ABOGADO AMIGO	43.713	25	POLESTAR TEAM	36.202	30	22	ABOGADO AMIGO	2:09.007	2:09.361	30
31	25	POLESTAR TEAM	49.459	18	SAAB ENDURANCE	44.082	18	SAAB ENDURANCE	36.570	31	18	SAAB ENDURANCE	2:09.927	2:10.180	31
32	40	UV-TEC	50.866	40	UV-TEC	44.855	40	UV-TEC	37.295	32	40	UV-TEC	2:13.016	2:14.045	32

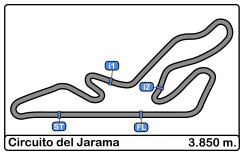

Circuito del Jarama
VI UV Endurance RACE Jarama
Carrera 8 horas resistencia
Leader Sequence 7 Hours

Nº	Equipo	Vehiculo	Cat	Vta.Inicio	Vta. Fin	Vtas	Total Vtas.
19	RACING TO ENJOY	BMW E36 325i	3	1	**44**	44	44
21	BOYACA VSR	BMW 320i E36	3	45	**52**	8	8
16	RRO RACING VSR	BMW 325I e36	3	53	**57**	5	5
1	ASAP RACING	Honda Civic EG5	1	58	**60**	3	3
19	RACING TO ENJOY	BMW E36 325i	3	61	**83**	23	67
21	BOYACA VSR	BMW 320i E36	3	84	**93**	10	18
19	RACING TO ENJOY	BMW E36 325i	3	94	**109**	16	83
21	BOYACA VSR	BMW 320i E36	3	110	**135**	26	44
11	M&M RACING TEAM	BMW E30 325i	3	136	**138**	3	3
16	RRO RACING VSR	BMW 325I e36	3	139	**139**	1	6
11	M&M RACING TEAM	BMW E30 325i	3	140	**140**	1	4
19	RACING TO ENJOY	BMW E36 325i	3	141	**161**	21	104
21	BOYACA VSR	BMW 320i E36	3	162	**176**	15	59
19	RACING TO ENJOY	BMW E36 325i	3	177	**182**	6	110
21	BOYACA VSR	BMW 320i E36	3	183	**185**	3	62
19	RACING TO ENJOY	BMW E36 325i	3	186	**203**	18	128

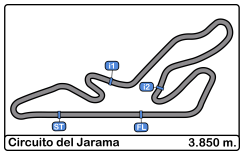

Circuito del Jarama
VI UV Endurance RACE Jarama
Carrera 8 horas resistencia
Best 5 Lap Times 7 Hours

					Mejor 1		Mejor 2		Mejor 3		Mejor 4		Mejor 5	
Clas	**Nº**	**Equipo**	**Vehiculo**	**Cat**	**Tiempo**	**Vta.**	**Tiempo**	**Vta.**	**Tiempo**	**Vta.**	**Tiempo**	**Vta.**	**Tiempo**	**Vta.**
1	**19**	RACING TO ENJOY	BMW E36 325i	3	**1:54.495**	10	1:55.084	11	1:55.095	137	1:55.219	15	1:55.233	142
2	**21**	BOYACA VSR	BMW 320i E36	3	**1:55.546**	158	1:55.550	103	1:55.634	106	1:55.636	157	1:55.719	166
3	**24**	VSR MTORSPORT	BMW 325i E36	3	**1:55.667**	10	1:55.845	2	1:55.917	3	1:56.020	4	1:56.107	6
4	**11**	M&M RACING TEAM	BMW E30 325i	3	**1:57.689**	3	1:57.857	10	1:57.962	107	1:58.105	85	1:58.134	2
5	**16**	RRO RACING VSR	BMW 325I e36	3	**1:58.293**	17	1:58.432	13	1:58.471	18	1:58.475	20	1:58.505	173
6	**34**	RRB COMPETICION	Renault Clio	2	**1:59.776**	22	2:00.306	23	2:00.841	11	2:00.899	10	2:00.959	24
7	**9**	JDM MOTOR 1	BMW E30 325i	3	**1:59.803**	145	2:00.414	142	2:00.688	144	2:00.713	158	2:00.942	159
8	**1**	ASAP RACING	Honda Civic EG5	1	**2:00.703**	85	2:00.846	15	2:00.932	11	2:01.041	84	2:01.156	79
9	**12**	M.BOSS RACING	VW Golf MK3	2	**2:01.361**	116	2:01.593	24	2:01.720	34	2:01.792	29	2:01.931	37
10	**32**	PUNTAL PRODUCTIONS	BMW 325i E36	3	**2:01.652**	25	2:01.768	26	2:01.817	168	2:01.887	23	2:01.943	157
11	**2**	BMOVIE	BMW E36 320i	2	**2:01.946**	35	2:02.097	38	2:02.212	37	2:02.250	36	2:02.280	20
12	**26**	PIKANTO RACING	Seat Toledo	2	**2:01.981**	10	2:02.115	4	2:02.158	25	2:02.173	19	2:02.328	2
13	**14**	OLIMPIA RACING	VW Golf MK2	2	**2:02.002**	2	2:02.012	11	2:02.081	6	2:02.126	12	2:02.146	14
14	**27**	RG MOTORSPORT	VW Golf MK2	2	**2:02.201**	27	2:02.532	6	2:02.584	42	2:02.669	16	2:02.705	30
15	**31**	EB RACING	BMW 325i E36	3	**2:02.484**	127	2:02.504	107	2:02.546	24	2:02.559	11	2:02.614	108
16	**29**	ALPHA RACING	BMW Compact	2	**2:02.903**	92	2:03.087	84	2:03.092	91	2:03.118	96	2:03.280	95
17	**3**	ANGALI RACING OURENSE	BMW E36 320i	2	**2:03.929**	158	2:04.419	164	2:04.484	72	2:04.487	165	2:04.487	166
18	**17**	SAOCA SPORT	HONDA Civic	1	**2:04.069**	62	2:04.412	29	2:04.881	41	2:04.932	15	2:05.033	28
19	**6**	CHAMAQUITOS	Honda Civic EG4	1	**2:04.253**	32	2:04.533	24	2:04.537	23	2:04.680	142	2:04.791	3
20	**8**	HLT MK3	VW Golf MK3	2	**2:04.267**	12	2:04.504	38	2:04.581	19	2:04.656	32	2:04.681	5
21	**28**	EMAN EGURRE RACING TEAM	BMW E36 325i	3	**2:04.501**	31	2:04.976	10	2:04.980	19	2:05.052	12	2:05.200	35
22	**20**	CLASICOS REDAN	BMW 325i E30	3	**2:04.521**	6	2:04.779	34	2:04.991	16	2:05.132	15	2:05.132	149
23	**10**	FANSI GARAJE 49	BMW 318ti	2	**2:04.630**	3	2:04.734	2	2:05.615	5	2:05.881	4	2:06.503	175
24	**5**	DE DIEGO MOTORSPORT	Citroen Saxo	SAXO	**2:06.119**	142	2:06.277	143	2:06.369	145	2:06.404	141	2:06.430	158
25	**7**	NATARA SPORT	Honda Civic	1	**2:06.751**	60	2:06.885	62	2:06.895	153	2:07.076	75	2:07.216	152
26	**46**	UV-SAYAGO	Citroen Saxo	SAXO	**2:07.316**	121	2:07.340	122	2:07.349	110	2:07.516	114	2:07.548	119
27	**30**	PLIPETTI'S RACING TEAM	VW Golf GTI	2	**2:07.463**	101	2:07.765	36	2:07.877	100	2:07.882	125	2:07.953	96
28	**33**	AMAZON SPORT 1	VW Golf MK3	2	**2:07.781**	36	2:07.951	14	2:08.109	100	2:08.295	40	2:08.558	30
29	**25**	POLESTAR TEAM	Volvo 850	3	**2:09.161**	137	2:09.962	136	2:09.972	152	2:09.995	146	2:10.124	135
30	**22**	ABOGADO AMIGO TEAM	Citroen Saxo	SAXO	**2:09.361**	168	2:09.661	177	2:09.925	51	2:09.934	169	2:09.951	176
31	**18**	SAAB ENDURANCE RACING SO	SAAB	2	**2:10.180**	20	2:10.796	33	2:10.921	19	2:11.072	32	2:11.696	37
32	**40**	UV-TEC	Citroen Saxo	SAXO	**2:14.045**	39	2:14.088	38	2:14.308	142	2:14.437	140	2:14.561	47

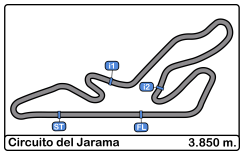

Circuito del Jarama
VI UV Endurance RACE Jarama
Carrera 8 horas resistencia
Best 5 Top Speeds 7 Hours

					Maxima 1		Maxima 2		Maxima 3		Maxima 4		Maxima 5		
Clas	**Nº**	**Equipo**	**Vehiculo**	**Cat**	**Km/h**	**Vta.**	**Km/h**	**Vta.**	**Km/h**	**Vta.**	**Km/h**	**Vta.**	**Km/h**	**Vta.**	**Media**
1	**19**	RACING TO ENJOY	BMW E36 325i	3	**203.3**	80	203.0	24	202.6	13	202.6	23	201.8	76	202.7
2	**21**	BOYACA VSR	BMW 320i E36	3	**203.3**	162	202.6	148	202.6	164	202.2	157	202.2	160	202.6
3	**11**	M&M RACING TEAM	BMW E30 325i	3	**202.2**	92	201.8	69	201.4	15	201.4	22	201.4	86	201.7
4	**24**	VSR MTORSPORT	BMW 325i E36	3	**197.8**	3	197.4	22	196.3	6	196.0	13	194.5	2	196.4
5	**9**	JDM MOTOR 1	BMW E30 325i	3	**196.3**	144	194.2	133	193.8	43	193.2	119	192.8	39	194.1
6	**16**	RRO RACING VSR	BMW 325I e36	3	**193.5**	2	191.8	29	188.8	16	187.8	171	186.8	136	189.7
7	**31**	EB RACING	BMW 325i E36	3	**193.5**	20	192.5	71	191.4	16	191.4	24	191.4	87	192.1
8	**1**	ASAP RACING	Honda Civic EG5	1	**192.8**	136	191.4	137	191.4	138	190.4	67	190.1	85	191.2
9	**12**	M.BOSS RACING	VW Golf MK3	2	**192.8**	19	191.4	14	191.1	12	190.1	32	190.1	113	191.1
10	**32**	PUNTAL PRODUCTIONS	BMW 325i E36	3	**192.1**	12	192.1	25	192.1	29	191.8	3	191.8	26	192.0
11	**27**	RG MOTORSPORT	VW Golf MK2	2	**191.8**	27	190.4	3	189.8	164	189.4	28	189.4	172	190.2
12	**34**	RRB COMPETICION	Renault Clio	2	**191.1**	40	190.1	24	188.1	15	187.5	2	187.1	23	188.8
13	**10**	FANSI GARAJE 49	BMW 318ti	2	**189.8**	2	188.4	3	187.5	4	184.9	5	183.0	160	186.7
14	**14**	OLIMPIA RACING	VW Golf MK2	2	**188.8**	66	186.2	2	185.2	38	185.2	39	184.9	6	186.0
15	**20**	CLASICOS REDAN	BMW 325i E30	3	**187.8**	7	186.8	149	185.8	2	185.2	3	184.6	141	186.0
16	**33**	AMAZON SPORT 1	VW Golf MK3	2	**186.5**	17	185.2	89	185.2	117	184.9	3	184.6	39	185.3
17	**26**	PIKANTO RACING	Seat Toledo	2	**186.2**	2	186.2	20	185.2	15	184.6	3	184.6	16	185.3
18	**7**	NATARA SPORT	Honda Civic	1	**185.5**	132	183.3	131	183.0	2	182.4	169	182.1	114	183.3
19	**17**	SAOCA SPORT	HONDA Civic	1	**185.5**	142	185.2	141	184.6	134	183.6	24	183.6	139	184.5
20	**25**	POLESTAR TEAM	Volvo 850	3	**183.6**	137	182.4	132	181.8	145	181.5	151	181.2	162	182.1
21	**28**	EMAN EGURRE RACING TEAM	BMW E36 325i	3	**182.4**	130	180.3	159	180.0	152	179.1	31	179.1	118	180.1
22	**3**	ANGALI RACING OURENSE	BMW E36 320i	2	**182.1**	73	181.5	61	181.5	69	180.6	53	180.6	62	181.2
23	**18**	SAAB ENDURANCE RACING SO	SAAB	2	**182.1**	18	178.5	16	178.5	21	177.9	3	177.6	5	178.9
24	**6**	CHAMAQUITOS	Honda Civic EG4	1	**181.8**	167	181.2	6	181.2	65	181.2	143	180.9	159	181.2
25	**30**	PLIPETTI'S RACING TEAM	VW Golf GTI	2	**180.3**	34	180.0	5	179.7	7	178.5	20	178.5	24	179.4
26	**5**	DE DIEGO MOTORSPORT	Citroen Saxo	SAXO	**180.0**	175	179.4	170	179.4	172	179.4	182	178.8	168	179.4
27	**8**	HLT MK3	VW Golf MK3	2	**179.7**	43	179.4	28	179.4	44	178.8	30	178.8	45	179.2
28	**46**	UV-SAYAGO	Citroen Saxo	SAXO	**177.6**	123	176.1	112	175.8	105	175.8	142	175.6	12	176.2
29	**29**	ALPHA RACING	BMW Compact	2	**177.3**	5	177.3	15	177.3	24	177.3	44	177.3	46	177.3
30	**2**	BMOVIE	BMW E36 320i	2	**176.1**	37	175.6	46	175.3	150	175.0	69	174.7	35	175.3
31	**22**	ABOGADO AMIGO TEAM	Citroen Saxo	SAXO	**175.8**	167	171.1	134	171.1	168	170.6	135	170.6	166	171.8
32	**40**	UV-TEC	Citroen Saxo	SAXO	**171.7**	21	171.4	26	170.8	10	169.5	56	168.7	105	170.4

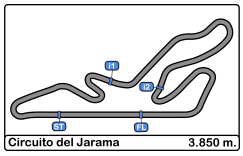

Circuito del Jarama
VI UV Endurance RACE Jarama
Carrera 8 horas resistencia
Fastest Laps Sequence 7 Hours

Vta	Hora Día	T Sesion	Nº	Equipo	Vehiculo	Cat	Time	Km/h
2	13:08:49.891	3:58.891	**19**	RACING TO ENJOY	BMW E36 325i	3	**1:55.403**	120.1
3	13:10:45.263	5:54.263	**19**	RACING TO ENJOY	BMW E36 325i	3	**1:55.372**	120.1
5	13:14:35.929	9:44.929	**19**	RACING TO ENJOY	BMW E36 325i	3	**1:55.234**	120.2
10	13:26:38.541	21:47.541	**19**	RACING TO ENJOY	BMW E36 325i	3	**1:54.495**	121.0

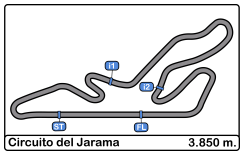

Circuito del Jarama
VI UV Endurance RACE Jarama
Carrera 8 horas resistencia
Event Best Maximum Speed 7 Hours

Nº	Equipo	Vehiculo	Cat	Clas	Km/h	Sesion
19	RACING TO ENJOY	BMW E36 325i	3	1	**204.1**	Entrenamiento No cronometrado
21	BOYACA VSR	BMW 320i E36	3	2	**203.3**	Carrera 8 horas resistencia
11	M&M RACING TEAM	BMW E30 325i	3	3	**202.2**	Carrera 8 horas resistencia
24	VSR MTORSPORT	BMW 325i E36	3	4	**200.7**	Entrenamiento cronometrado
16	RRO RACING VSR	BMW 325I e36	3	5	**197.8**	Entrenamiento No cronometrado
26	PIKANTO RACING	Seat Toledo	2	1	**196.7**	Entrenamiento cronometrado
9	JDM MOTOR 1	BMW E30 325i	3	6	**196.3**	Carrera 8 horas resistencia
31	EB RACING	BMW 325i E36	3	7	**193.5**	Carrera 8 horas resistencia
12	M.BOSS RACING	VW Golf MK3	2	2	**192.8**	Carrera 8 horas resistencia
1	ASAP RACING	Honda Civic EG5	1	1	**192.8**	Carrera 8 horas resistencia
32	PUNTAL PRODUCTIONS	BMW 325i E36	3	8	**192.1**	Carrera 8 horas resistencia
27	RG MOTORSPORT	VW Golf MK2	2	3	**192.1**	Carrera 8 horas resistencia
14	OLIMPIA RACING	VW Golf MK2	2	4	**191.1**	Entrenamiento No cronometrado
34	RRB COMPETICION	Renault Clio	2	5	**191.1**	Carrera 8 horas resistencia
10	FANSI GARAJE 49	BMW 318ti	2	6	**189.8**	Carrera 8 horas resistencia
4	4 TEAM	BMW Compact	2	7	**188.1**	Entrenamiento No cronometrado
20	CLASICOS REDAN	BMW 325i E30	3	9	**187.8**	Carrera 8 horas resistencia
33	AMAZON SPORT 1	VW Golf MK3	2	8	**186.5**	Carrera 8 horas resistencia
7	NATARA SPORT	Honda Civic	1	2	**185.5**	Carrera 8 horas resistencia
17	SAOCA SPORT	HONDA Civic	1	3	**185.5**	Carrera 8 horas resistencia
28	EMAN EGURRE RACING TEAM	BMW E36 325i	3	10	**183.6**	Carrera 8 horas resistencia
25	POLESTAR TEAM	Volvo 850	3	11	**183.6**	Carrera 8 horas resistencia
18	SAAB ENDURANCE RACING	SAAB	2	9	**182.1**	Carrera 8 horas resistencia
3	ANGALI RACING OURENSE	BMW E36 320i	2	10	**182.1**	Carrera 8 horas resistencia
8	HLT MK3	VW Golf MK3	2	11	**181.8**	Entrenamiento No cronometrado
6	CHAMAQUITOS	Honda Civic EG4	1	4	**181.8**	Carrera 8 horas resistencia
5	DE DIEGO MOTORSPORT	Citroen Saxo	SAX	1	**180.6**	Carrera 8 horas resistencia
30	PLIPETTI'S RACING TEAM	VW Golf GTI	2	12	**180.3**	Carrera 8 horas resistencia
46	UV-SAYAGO	Citroen Saxo	SAX	2	**177.6**	Carrera 8 horas resistencia
29	ALPHA RACING	BMW Compact	2	13	**177.3**	Carrera 8 horas resistencia
2	BMOVIE	BMW E36 320i	2	14	**176.1**	Carrera 8 horas resistencia
22	ABOGADO AMIGO TEAM	Citroen Saxo	SAX	3	**175.8**	Carrera 8 horas resistencia
40	UV-TEC	Citroen Saxo	SAX	4	**171.7**	Carrera 8 horas resistencia

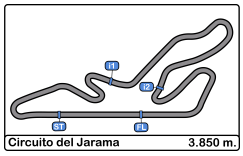

Circuito del Jarama
VI UV Endurance RACE Jarama
Carrera 8 horas resistencia
Lap Chart 7 Hours

LAP

Nr	Pos	Grid	1	2	3	4	5	6	7	8	9	10	11	12	13	14	15	16	17	18	19	20	21	22	23	24	25	26	27	28	29
24	**1**	24	21	21	12	11	11	11	11	11	11	11	11	1	1	16	16	16	16	16	16	16	16	16	16	16	16	16	16	16	16
19	**2**	19	12	12	11	12	20	20	20	1	1	1	1	16	16	1	1	1	1	1	1	1	1	1	1	1	1	1	1	1	1
21	**3**	21	46	46	20	20	12	46	1	20	20	20	16	20	20	31	31	31	9	9	9	9	9	2	2	2	28	28	28	28	
26	**4**	26	20	11	46	46	46	12	12	12	12	16	20	31	31	20	9	9	31	2	2	2	2	28	28	28	17	17	17	17	
16	**5**	16	22	20	22	1	1	1	32	32	32	32	31	12	12	2	2	2	2	31	20	28	28	10	10	10	10	10	10	10	
11	**6**	11	11	22	33	22	33	31	31	31	16	12	12	28	28	9	20	20	20	20	28	10	10	17	17	17	11	11	11	11	
14	**7**	14	33	33	1	33	22	32	16	16	31	31	28	2	2	12	28	28	28	28	10	7	17	7	7	22	22	22	22	22	
9	**8**	9	1	1	28	31	31	33	33	33	28	28	2	33	33	28	12	33	10	10	7	17	7	22	22	11	33	33	33	33	
34	**9**	34	28	28	31	28	32	22	22	28	33	2	33	9	9	22	33	10	33	33	33	22	22	33	33	33	32	19	19		
1	**10**	1	30	30	30	32	28	28	28	22	22	33	9	22	22	33	22	12	22	22	17	33	33	11	11	12	19	32	32		
27	**11**	27	31	31	32	30	16	16	29	5	2	9	22	17	17	10	10	22	12	7	22	12	12	12	12	32	2	27			
12	**12**	12	5	32	5	5	5	5	5	2	17	22	17	10	10	17	17	17	7	17	12	11	11	32	32	19	27	9			
2	**13**	2	7	5	7	17	30	29	17	17	9	17	10	7	7	7	7	7	17	12	11	32	32	9	19	7	9	21			
31	**14**	31	32	7	17	16	29	17	2	29	10	10	7	30	11	11	11	11	11	11	32	19	19	19	27	27	21	5			
8	**15**	8	17	17	29	7	17	30	30	9	7	7	30	11	32	32	32	32	32	32	31	20	27	27	21	9	5	30			
29	**16**	29	10	10	16	29	7	2	7	7	30	30	32	32	19	19	19	19	19	19	19	27	21	21	9	21	30				
17	**17**	17	29	29	10	10	10	7	10	10	27	27	27	19	30	30	30	30	27	27	27	5	5	5	5	5	12				
20	**18**	20	40	16	2	2	2	10	9	30	3	3	19	5	5	5	27	27	30	30	5	30	30	30	30	30	31				
5	**19**	5	16	2	40	9	9	9	46	27	5	40	5	27	27	27	5	5	5	5	30	21	31	31	3	3	3				
7	**20**	7	2	40	9	40	40	27	27	3	40	19	3	21	21	21	21	21	21	21	21	31	3	3	31	31	7				
10	**21**	10	25	25	25	25	25	3	3	25	19	5	21	3	3	3	3	3	3	3	3	3	6	6	6	6	46				
33	**22**	33	9	9	3	27	27	40	40	40	25	21	6	6	6	6	6	6	6	6	6	6	46	46	46	46	6				
3	**23**	3	34	6	27	3	3	25	25	19	21	6	46	46	46	46	46	46	46	46	46	46	20	20	20	20					
30	**24**	30	6	34	6	19	19	19	19	14	6	46	40	25	25	25	25	25	25	25	25	25	25	25	25	25					
46	**25**	46	3	3	21	14	14	14	14	21	46	25	25	40	40	40	40	40	29	29	29	29	29	29	29						
28	**26**	28	27	27	19	6	21	21	21	6	29	29	29	29	29	29	29	29	40	40	40	40	40	40							
22	**27**	22	14	19	14	21	6	6	6	46	34	34	34	34																	
25	**28**	25	19	14	34	34	34	34	34	34																					
40	**29**	40																													
6	**30**	6																													
18	**31**	18																													
32	**32**	32																													

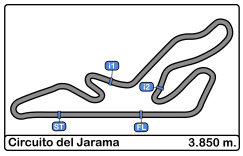

Circuito del Jarama

VI UV Endurance RACE Jarama

Carrera 8 horas resistencia

Graphic Lap Chart 7 Hours

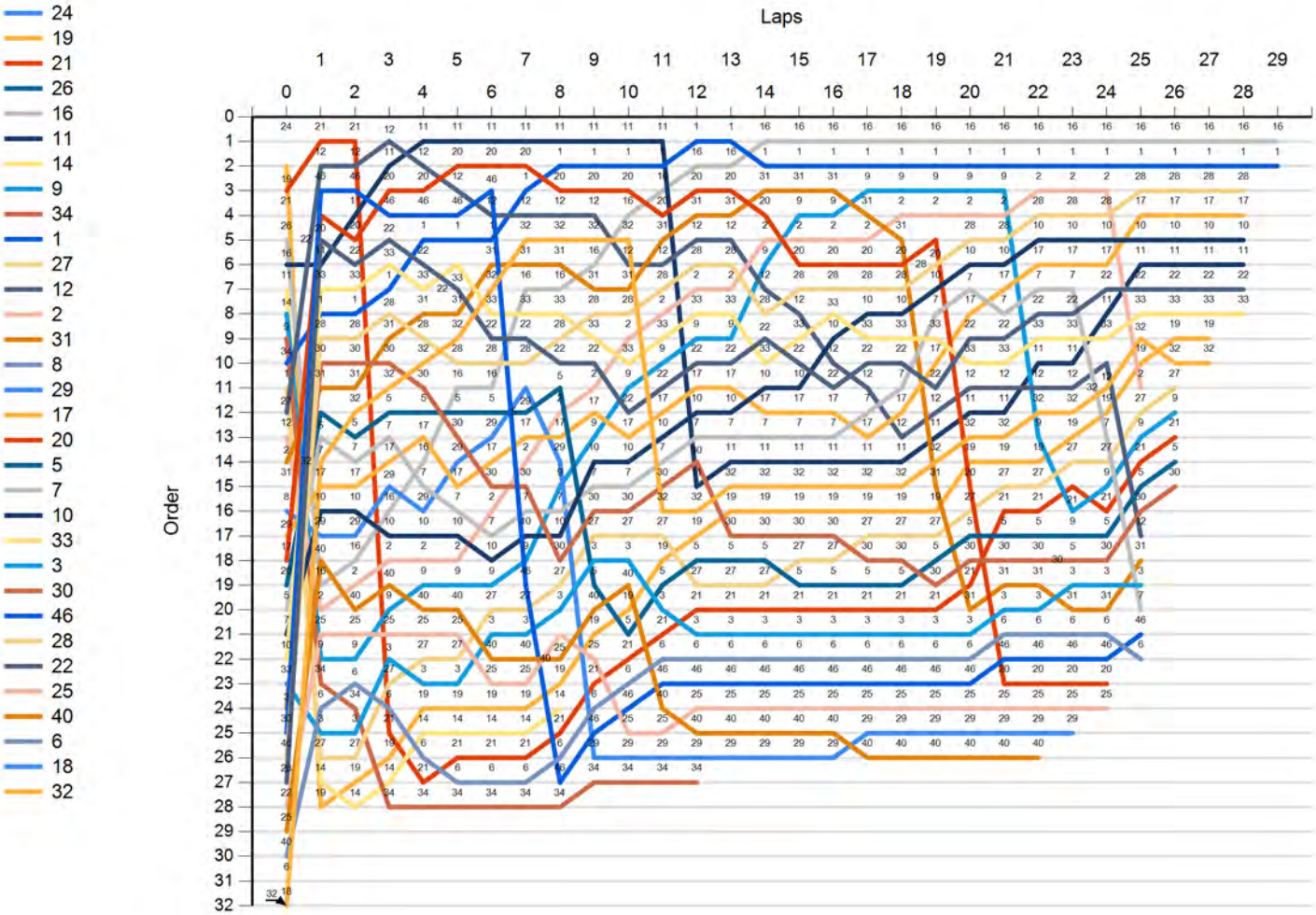

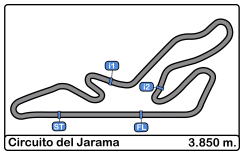

Circuito del Jarama
VI UV Endurance RACE Jarama
Carrera 8 horas resistencia
Pit Stop Analysis 7 Hours

Nº	Tiempo Día	Equipo	Vehiculo	Cat	Tiempo Entrada	Nº Parada	Tiempo Pit	Handicap
34	19:09:29.656	RRB COMPETICION	Renault Clio	2	6:04:38.456	1	20:53.836	7:00
21	19:09:30.716	BOYACA VSR	BMW 320i E36	3	6:04:39.516	1	7:02.286	7:00
6	19:14:00.282	CHAMAQUITOS	Honda Civic EG4	1	6:09:09.082	1	5:10.970	7:00
46	19:18:30.287	UV-SAYAGO	Citroen Saxo	SAXO	6:13:39.087	1	7:19.038	7:00
29	19:21:15.334	ALPHA RACING	BMW Compact	2	6:16:24.134	1	3:40.492	7:00
5	19:23:21.356	DE DIEGO MOTORSPORT	Citroen Saxo	SAXO	6:18:30.156	1	7:02.836	7:00
25	19:24:38.566	POLESTAR TEAM	Volvo 850	3	6:19:47.366	1	9:57.342	7:00
32	19:27:02.670	PUNTAL PRODUCTIONS	BMW 325i E36	3	6:22:11.470	1	4:57.734	7:00
29	19:27:39.535	ALPHA RACING	BMW Compact	2	6:22:48.335	2	10:29.414	7:00
11	19:28:45.822	M&M RACING TEAM	BMW E30 325i	3	6:23:54.622	1	5:37.936	7:00
27	19:28:47.787	RG MOTORSPORT	VW Golf MK2	2	6:23:56.587	1	6:42.051	7:00
3	19:29:21.917	ANGALI RACING OURENSE	BMW E36 320i	2	6:24:30.717	1	7:42.146	7:00
40	19:30:44.094	UV-TEC	Citroen Saxo	SAXO	6:25:52.894	1	9:29.969	7:00
30	19:31:50.070	PLIPETTI'S RACING TEAM	VW Golf GTI	2	6:26:58.870	1	5:17.236	7:00
34	19:46:29.709	RRB COMPETICION	Renault Clio	2	6:41:38.509	2	10:06.250	7:00
31	19:47:38.283	EB RACING	BMW 325i E36	3	6:42:47.083	1	6:01.460	7:00
20	19:50:15.890	CLASICOS REDAN	BMW 325i E30	3	6:45:24.690	1	7:10.852	7:00
9	19:53:34.776	JDM MOTOR 1	BMW E30 325i	3	6:48:43.576	1	5:05.640	7:00
7	19:59:09.653	NATARA SPORT	Honda Civic	1	6:54:18.453	1	5:51.022	7:00
2	20:00:02.757	BMOVIE	BMW E36 320i	2	6:55:11.557	1	7:15.481	7:00
21	20:00:31.672	BOYACA VSR	BMW 320i E36	3	6:55:40.472	2	30.865	7:00

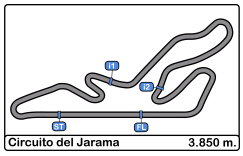

Circuito del Jarama
VI UV Endurance RACE Jarama
Carrera 8 horas resistencia
Provisional Results

Cla	Nº	Equipo	Vehiculo	Cat	Cla	TMA	EBC	N.V.	Tiempo	Dif 1º	Dif Ant.	Km/h	V.R.	Tiempo	Km/h
1	**21**	BOYACA VSR	BMW 320i E36	3	1			226	**8:01:28.803**			108.4	158	1:55.546	119.9
2	**19**	RACING TO ENJOY	BMW E36 325i	3	2			226	**8:01:31.470**	2.667	2.667	108.4	10	1:54.495	121.0
3	**11**	M&M RACING TEAM	BMW E30 325i	3	3			224	**8:02:24.063**	2 Vtas	2 Vtas	107.2	3	1:57.689	117.7
4	**32**	PUNTAL	BMW 325i E36	3	4			217	**8:02:45.432**	9 Vtas	7 Vtas	103.8	207	2:00.916	114.6
5	**31**	EB RACING	BMW 325i E36	3	5			216	**8:09:38.495**	10 Vtas	1 Vta	101.9	127	2:02.484	113.1
6	**2**	BMOVIE	BMW E36 320i	2	1			215	**8:02:00.932**	11 Vtas	1 Vta	103.0	35	2:01.946	113.6
7	**16**	RRO RACING VSR	BMW 325I e36	3	6			212	**7:40:26.130**	14 Vtas	3 Vtas	106.3	17	1:58.293	117.1
8	**29**	ALPHA RACING	BMW Compact	2	2			212	**8:02:56.224**	14 Vtas	22:30.09	101.4	92	2:02.903	112.7
9	**27**	RG MOTORSPORT	VW Golf MK2	2	3			210	**8:01:38.542**	16 Vtas	2 Vtas	100.7	208	2:02.090	113.5
10	**3**	ANGALI RACING OURENSE	BMW E36 320i	2	4			210	**8:02:36.510**	16 Vtas	57.968	100.5	193	2:03.621	112.1
11	**30**	PLIPETTI'S RACING TEAM	VW Golf GTI	2	5			208	**8:02:41.696**	18 Vtas	2 Vtas	99.5	101	2:07.463	108.7
12	**10**	FANSI GARAJE 49	BMW 318ti	2	6			205	**8:01:29.438**	21 Vtas	3 Vtas	98.3	3	2:04.630	111.2
13	**22**	ABOGADO AMIGO	Citroen Saxo	SA	1			205	**8:01:37.631**	21 Vtas	8.193	98.3	193	2:08.819	107.5
14	**28**	EMAN EGURRE RACING TEAM	BMW E36 325i	3	7			205	**8:01:43.166**	21 Vtas	5.535	98.3	31	2:04.501	111.3
15	**7**	NATARA SPORT	Honda Civic	1	1			205	**8:02:48.421**	21 Vtas	1:05.255	98.0	60	2:06.751	109.3
16	**17**	SAOCA SPORT	HONDA Civic	1	2			205	**8:03:05.325**	21 Vtas	16.904	98.0	62	2:04.069	111.7
17	**5**	DE DIEGO	Citroen Saxo	SA	2			204	**8:01:35.493**	22 Vtas	1 Vta	97.8	199	2:05.666	110.2
18	**9**	JDM MOTOR 1	BMW E30 325i	3	8			203	**8:02:04.452**	23 Vtas	1 Vta	97.2	145	1:59.803	115.6
19	**20**	CLASICOS REDAN	BMW 325i E30	3	9			198	**8:01:45.589**	28 Vtas	5 Vtas	94.9	6	2:04.521	111.3
20	**6**	CHAMAQUITOS	Honda Civic EG4	1	3			198	**8:03:18.725**	28 Vtas	1:33.136	94.6	185	2:03.079	112.6
21	**25**	POLESTAR TEAM	Volvo 850	3	10			194	**8:01:53.071**	32 Vtas	4 Vtas	92.9	137	2:09.161	107.3
22	**12**	M.BOSS RACING	VW Golf MK3	2	7			193	**8:02:25.722**	33 Vtas	1 Vta	92.4	116	2:01.361	114.2
23	**40**	UV-TEC	Citroen Saxo	SA	3			186	**8:03:48.340**	40 Vtas	7 Vtas	88.8	39	2:14.045	103.3
24	**33**	AMAZON SPORT 1	VW Golf MK3	2	8			177	**7:56:02.297**	49 Vtas	9 Vtas	85.8	36	2:07.781	108.4
25	**1**	ASAP RACING	Honda Civic EG5	1	4			175	**8:01:47.636**	51 Vtas	2 Vtas	83.9	173	1:59.705	115.7
26	**14**	OLIMPIA RACING	VW Golf MK2	2	9			170	**6:20:24.369**	56 Vtas	5 Vtas	103.2	2	2:02.002	113.6
	No clasificados: (Requerimiento: 75% del numero de vueltas del lider = 170 Vueltas)														
	46	UV-SAYAGO	Citroen Saxo	SA	4			169	**8:02:31.396**	57 Vtas	1 Vta	80.9	121	2:07.316	108.8
	34	RRB COMPETICION	Renault Clio	2	10			163	**8:02:55.627**	63 Vtas	6 Vtas	77.9	22	1:59.776	115.7
	8	HLT MK3	VW Golf MK3	2	11			73	**2:45:07.638**	153 Vtas	90 Vtas	102.1	12	2:04.267	111.5
	26	PIKANTO RACING	Seat Toledo	2	12			41	**1:29:08.123**	185 Vtas	32 Vtas	106.2	10	2:01.981	113.6
	18	SAAB ENDURANCE RACING SOCIETY	SAAB	2	13			38	**1:46:05.062**	188 Vtas	3 Vtas	82.7	20	2:10.180	106.4
	24	VSR MTORSPORT	BMW 325i E36	3	11			29	**2:50:34.939**	197 Vtas	9 Vtas	39.2	10	1:55.667	119.8

Vta. rápida de RACING TO ENJOY en 1:54.495 a 121.1 Km/h en la vuelta 10

Penalizado el dorsal 5 con 5 Vueltas en virtud del artículo 14.2 del Reglamento Gral UV Endurance 2021
Penalizado el dorsal 31 con 7 min 24 seg en virtud del Art. 41.1 del Reglamento Gral UV Endurance 2021

Publicada a las :.....

Comisarios Deportivos:	**Director de Carrera:**	**Cronometrador:**

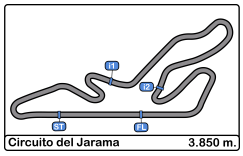

Circuito del Jarama
VI UV Endurance RACE Jarama
Carrera 8 horas resistencia
Provisional Results by Class

Cla	Nº	Equipo	Vehiculo	Cat	Cla	TMA	EBC	N.V.	Tiempo	Dif 1º	Dif Ant.	Km/h	V.R.	Tiempo	Km/h
		1													
1	**7**	NATARA SPORT	Honda Civic	1	1			205	**8:02:48.421**			98.0	60	2:06.751	109.3
2	**17**	SAOCA SPORT	HONDA Civic	1	2			205	**8:03:05.325**	21 Laps	16.904	98.0	62	2:04.069	111.7
3	**6**	CHAMAQUITOS	Honda Civic EG4	1	3			198	**8:03:18.725**	28 Laps	7 Laps	94.6	185	2:03.079	112.6
4	**1**	ASAP RACING	Honda Civic EG5	1	4			175	**8:01:47.636**	51 Laps	23 Laps	83.9	173	1:59.705	115.7
Vta. rápida de RACING TO ENJOY en 1:54.495 a 121.1 Km/h en la vuelta 10															
		2													
1	**2**	BMOVIE	BMW E36 320i	2	1			215	**8:02:00.932**			103.0	35	2:01.946	113.6
2	**29**	ALPHA RACING	BMW Compact	2	2			212	**8:02:56.224**	14 Laps	3 Laps	101.4	92	2:02.903	112.7
3	**27**	RG MOTORSPORT	VW Golf MK2	2	3			210	**8:01:38.542**	16 Laps	2 Laps	100.7	208	2:02.090	113.5
4	**3**	ANGALI RACING OURENSE	BMW E36 320i	2	4			210	**8:02:36.510**	16 Laps	57.968	100.5	193	2:03.621	112.1
5	**30**	PLIPETTI'S RACING TEAM	VW Golf GTI	2	5			208	**8:02:41.696**	18 Laps	2 Laps	99.5	101	2:07.463	108.7
6	**10**	FANSI GARAJE 49	BMW 318ti	2	6			205	**8:01:29.438**	21 Laps	3 Laps	98.3	3	2:04.630	111.2
7	**12**	M.BOSS RACING	VW Golf MK3	2	7			193	**8:02:25.722**	33 Laps	12 Laps	92.4	116	2:01.361	114.2
8	**33**	AMAZON SPORT 1	VW Golf MK3	2	8			177	**7:56:02.297**	49 Laps	16 Laps	85.8	36	2:07.781	108.4
9	**14**	OLIMPIA RACING	VW Golf MK2	2	9			170	**6:20:24.369**	56 Laps	7 Laps	103.2	2	2:02.002	113.6
	No clasificados: (Requerimiento: 75% del numero de vueltas del lider = 170 Vueltas)														
	34	RRB COMPETICION	Renault Clio	2	10			163	**8:02:55.627**	63 Laps	7 Laps	77.9	22	1:59.776	115.7
	8	HLT MK3	VW Golf MK3	2	11			73	**2:45:07.638**	153	90 Laps	102.1	12	2:04.267	111.5
	26	PIKANTO RACING	Seat Toledo	2	12			41	**1:29:08.123**	185	32 Laps	106.2	10	2:01.981	113.6
	18	SAAB ENDURANCE RACING SOCIETY	SAAB	2	13			38	**1:46:05.062**	188	3 Laps	82.7	20	2:10.180	106.4
Vta. rápida de RACING TO ENJOY en 1:54.495 a 121.1 Km/h en la vuelta 10															
		3													
1	**21**	BOYACA VSR	BMW 320i E36	3	1			226	**8:01:28.803**			108.4	158	1:55.546	119.9
2	**19**	RACING TO ENJOY	BMW E36 325i	3	2			226	**8:01:31.470**	2.667	2.667	108.4	10	1:54.495	121.0
3	**11**	M&M RACING TEAM	BMW E30 325i	3	3			224	**8:02:24.063**	2 Laps	2 Laps	107.2	3	1:57.689	117.7
4	**32**	PUNTAL	BMW 325i E36	3	4			217	**8:02:45.432**	9 Laps	7 Laps	103.8	207	2:00.916	114.6
5	**31**	EB RACING	BMW 325i E36	3	5			216	**8:09:38.495**	10 Laps	1 Lap	101.9	127	2:02.484	113.1
6	**16**	RRO RACING VSR	BMW 325I e36	3	6			212	**7:40:26.130**	14 Laps	4 Laps	106.3	17	1:58.293	117.1
7	**28**	EMAN EGURRE RACING TEAM	BMW E36 325i	3	7			205	**8:01:43.166**	21 Laps	7 Laps	98.3	31	2:04.501	111.3
8	**9**	JDM MOTOR 1	BMW E30 325i	3	8			203	**8:02:04.452**	23 Laps	2 Laps	97.2	145	1:59.803	115.6
9	**20**	CLASICOS REDAN	BMW 325i E30	3	9			198	**8:01:45.589**	28 Laps	5 Laps	94.9	6	2:04.521	111.3
10	**25**	POLESTAR TEAM	Volvo 850	3	10			194	**8:01:53.071**	32 Laps	4 Laps	92.9	137	2:09.161	107.3
	No clasificados: (Requerimiento: 75% del numero de vueltas del lider = 170 Vueltas)														
	24	VSR MTORSPORT	BMW 325i E36	3	11			29	**2:50:34.939**	197	165	39.2	10	1:55.667	119.8
Vta. rápida de RACING TO ENJOY en 1:54.495 a 121.1 Km/h en la vuelta 10															
		SAXO													
1	**22**	ABOGADO AMIGO	Citroen Saxo	SA	1			205	**8:01:37.631**			98.3	193	2:08.819	107.5
2	**5**	DE DIEGO	Citroen Saxo	SA	2			204	**8:01:35.493**	22 Laps	1 Lap	97.8	199	2:05.666	110.2
3	**40**	UV-TEC	Citroen Saxo	SA	3			186	**8:03:48.340**	40 Laps	18 Laps	88.8	39	2:14.045	103.3
	No clasificados: (Requerimiento: 75% del numero de vueltas del lider = 170 Vueltas)														
	46	UV-SAYAGO	Citroen Saxo	SA	4			169	**8:02:31.396**	57 Laps	17 Laps	80.9	121	2:07.316	108.8
Vta. rápida de RACING TO ENJOY en 1:54.495 a 121.1 Km/h en la vuelta 10															

Penalizado el dorsal 5 con 5 Vueltas en virtud del artículo 14.2 del Reglamento Gral UV Endurance 2021

Publicada a las :.....

Comisarios Deportivos:	**Director de Carrera:**	**Cronometrador:**

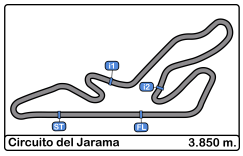

Circuito del Jarama
VI UV Endurance RACE Jarama
Carrera 8 horas resistencia
Provisional Results by Class

Penalizado el dorsal 31 con 7 min 24 seg en virtud del Art. 41.1 del Reglamento Gral UV Endurance 2021

Publicada a las :.....

Comisarios Deportivos:	**Director de Carrera:**	**Cronometrador:**

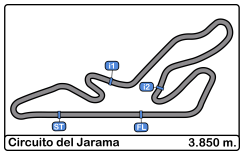

Circuito del Jarama
VI UV Endurance RACE Jarama
Carrera 8 horas resistencia
Provisional Classification by Driver Fastest Lap

Clas	Nº	Equipo	Vehiculo	Cat	Clas	N.V.	V.R.	Tiempo	Dif 1º	Dif Ant.	Km/h
1	**19**	RACING TO ENJOY	BMW E36 325i	3	1	226	**10**	**1:54.495**			121.0
2	**21**	BOYACA VSR	BMW 320i E36	3	2	226	**158**	**1:55.546**	1.051	1.051	119.9
3	**24**	VSR MTORSPORT	BMW 325i E36	3	3	29	**10**	**1:55.667**	1.172	0.121	119.8
4	**11**	M&M RACING TEAM	BMW E30 325i	3	4	224	**3**	**1:57.689**	3.194	2.022	117.7
5	**16**	RRO RACING VSR	BMW 325I e36	3	5	212	**17**	**1:58.293**	3.798	0.604	117.1
6	**1**	ASAP RACING	Honda Civic EG5	1	1	175	**173**	**1:59.705**	5.210	1.412	115.7
7	**34**	RRB COMPETICION	Renault Clio	2	1	163	**22**	**1:59.776**	5.281	0.071	115.7
8	**9**	JDM MOTOR 1	BMW E30 325i	3	6	203	**145**	**1:59.803**	5.308	0.027	115.6
9	**32**	PUNTAL PRODUCTIONS	BMW 325i E36	3	7	217	**207**	**2:00.916**	6.421	1.113	114.6
10	**12**	M.BOSS RACING	VW Golf MK3	2	2	193	**116**	**2:01.361**	6.866	0.445	114.2
11	**2**	BMOVIE	BMW E36 320i	2	3	215	**35**	**2:01.946**	7.451	0.585	113.6
12	**26**	PIKANTO RACING	Seat Toledo	2	4	41	**10**	**2:01.981**	7.486	0.035	113.6
13	**14**	OLIMPIA RACING	VW Golf MK2	2	5	170	**2**	**2:02.002**	7.507	0.021	113.6
14	**27**	RG MOTORSPORT	VW Golf MK2	2	6	210	**208**	**2:02.090**	7.595	0.088	113.5
15	**31**	EB RACING	BMW 325i E36	3	8	216	**127**	**2:02.484**	7.989	0.394	113.1
16	**29**	ALPHA RACING	BMW Compact	2	7	212	**92**	**2:02.903**	8.408	0.419	112.7
17	**6**	CHAMAQUITOS	Honda Civic EG4	1	2	198	**185**	**2:03.079**	8.584	0.176	112.6
18	**3**	ANGALI RACING OURENSE	BMW E36 320i	2	8	210	**193**	**2:03.621**	9.126	0.542	112.1
19	**17**	SAOCA SPORT	HONDA Civic	1	3	205	**62**	**2:04.069**	9.574	0.448	111.7
20	**8**	HLT MK3	VW Golf MK3	2	9	73	**12**	**2:04.267**	9.772	0.198	111.5
21	**28**	EMAN EGURRE RACING TEAM	BMW E36 325i	3	9	205	**31**	**2:04.501**	10.006	0.234	111.3
22	**20**	CLASICOS REDAN	BMW 325i E30	3	10	198	**6**	**2:04.521**	10.026	0.020	111.3
23	**10**	FANSI GARAJE 49	BMW 318ti	2	10	205	**3**	**2:04.630**	10.135	0.109	111.2
24	**5**	DE DIEGO MOTORSPORT	Citroen Saxo	SAXO	1	209	**199**	**2:05.666**	11.171	1.036	110.2
25	**7**	NATARA SPORT	Honda Civic	1	4	205	**60**	**2:06.751**	12.256	1.085	109.3
26	**46**	UV-SAYAGO	Citroen Saxo	SAXO	2	169	**121**	**2:07.316**	12.821	0.565	108.8
27	**30**	PLIPETTI'S RACING TEAM	VW Golf GTI	2	11	208	**101**	**2:07.463**	12.968	0.147	108.7
28	**33**	AMAZON SPORT 1	VW Golf MK3	2	12	177	**36**	**2:07.781**	13.286	0.318	108.4
29	**22**	ABOGADO AMIGO TEAM	Citroen Saxo	SAXO	3	205	**193**	**2:08.819**	14.324	1.038	107.5
30	**25**	POLESTAR TEAM	Volvo 850	3	11	194	**137**	**2:09.161**	14.666	0.342	107.3
31	**18**	SAAB ENDURANCE RACING SOCIETY	SAAB	2	13	38	**20**	**2:10.180**	15.685	1.019	106.4
32	**40**	UV-TEC	Citroen Saxo	SAXO	4	186	**39**	**2:14.045**	19.550	3.865	103.3

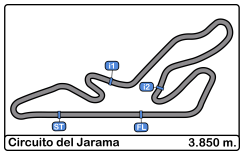

Circuito del Jarama
VI UV Endurance RACE Jarama
Carrera 8 horas resistencia
Distance and Speed Average

Clas	Nº	Equipo	Vehiculo	Cat	Clas	N.V.	Distancia	Tiempo Total	Km/h
1	**21**	BOYACA VSR	BMW 320i E36	3	1	226	**870.10**	**8:01:28.803**	108.4
2	**19**	RACING TO ENJOY	BMW E36 325i	3	2	226	**870.10**	**8:01:31.470**	108.4
3	**11**	M&M RACING TEAM	BMW E30 325i	3	3	224	**862.40**	**8:02:24.063**	107.2
4	**32**	PUNTAL PRODUCTIONS	BMW 325i E36	3	4	217	**835.45**	**8:02:45.432**	103.8
5	**31**	EB RACING	BMW 325i E36	3	5	216	**831.60**	**8:09:38.495**	101.9
6	**2**	BMOVIE	BMW E36 320i	2	1	215	**827.75**	**8:02:00.932**	103.0
7	**16**	RRO RACING VSR	BMW 325I e36	3	6	212	**816.20**	**7:40:26.130**	106.3
8	**29**	ALPHA RACING	BMW Compact	2	2	212	**816.20**	**8:02:56.224**	101.4
9	**27**	RG MOTORSPORT	VW Golf MK2	2	3	210	**808.50**	**8:01:38.542**	100.7
10	**3**	ANGALI RACING OURENSE	BMW E36 320i	2	4	210	**808.50**	**8:02:36.510**	100.5
11	**30**	PLIPETTI'S RACING TEAM	VW Golf GTI	2	5	208	**800.80**	**8:02:41.696**	99.5
12	**10**	FANSI GARAJE 49	BMW 318ti	2	6	205	**789.25**	**8:01:29.438**	98.3
13	**22**	ABOGADO AMIGO TEAM	Citroen Saxo	SAX	1	205	**789.25**	**8:01:37.631**	98.3
14	**28**	EMAN EGURRE RACING	BMW E36 325i	3	7	205	**789.25**	**8:01:43.166**	98.3
15	**7**	NATARA SPORT	Honda Civic	1	1	205	**789.25**	**8:02:48.421**	98.0
16	**17**	SAOCA SPORT	HONDA Civic	1	2	205	**789.25**	**8:03:05.325**	98.0
17	**5**	DE DIEGO MOTORSPORT	Citroen Saxo	SAX	2	204	**785.40**	**8:01:35.493**	97.8
18	**9**	JDM MOTOR 1	BMW E30 325i	3	8	203	**781.55**	**8:02:04.452**	97.2
19	**20**	CLASICOS REDAN	BMW 325i E30	3	9	198	**762.30**	**8:01:45.589**	94.9
20	**6**	CHAMAQUITOS	Honda Civic EG4	1	3	198	**762.30**	**8:03:18.725**	94.6
21	**25**	POLESTAR TEAM	Volvo 850	3	10	194	**746.90**	**8:01:53.071**	92.9
22	**12**	M.BOSS RACING	VW Golf MK3	2	7	193	**743.05**	**8:02:25.722**	92.4
23	**40**	UV-TEC	Citroen Saxo	SAX	3	186	**716.10**	**8:03:48.340**	88.8
24	**33**	AMAZON SPORT 1	VW Golf MK3	2	8	177	**681.45**	**7:56:02.297**	85.8
25	**1**	ASAP RACING	Honda Civic EG5	1	4	175	**673.75**	**8:01:47.636**	83.9
26	**14**	OLIMPIA RACING	VW Golf MK2	2	9	170	**654.50**	**6:20:24.369**	103.2
	No clasificados: (Requerimiento: 75% del numero de vueltas del lider = 170 Vueltas)								
	46	UV-SAYAGO	Citroen Saxo	SAX	4	169	**650.65**	**8:02:31.396**	80.9
	34	RRB COMPETICION	Renault Clio	2	10	163	**627.55**	**8:02:55.627**	77.9
	8	HLT MK3	VW Golf MK3	2	11	73	**281.05**	**2:45:07.638**	102.1
	26	PIKANTO RACING	Seat Toledo	2	12	41	**157.85**	**1:29:08.123**	106.2
	18	SAAB ENDURANCE RACING	SAAB	2	13	38	**146.30**	**1:46:05.062**	82.7
	24	VSR MTORSPORT	BMW 325i E36	3	11	29	**111.65**	**2:50:34.939**	39.2

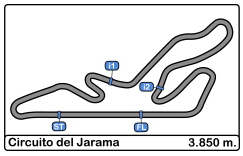

Circuito del Jarama
VI UV Endurance RACE Jarama
Carrera 8 horas resistencia
Lap Analysis

1 ASAP RACING Honda Civic EG5
1 ASAP RACING

Vta.	D	Tiempo	Sector 1	Sector 2	Sector 3	V. Max.	Elapsed
1		2:15.281	58.878	41.755	34.648	150.8	2:15.281
2		2:02.430	47.324	41.329	33.777	187.8	4:17.711
3		2:02.187	46.737	41.706	33.744	176.7	6:19.898
4		2:01.770	46.997	41.174	33.599	178.5	8:21.668
5		2:01.654	46.589	41.024	34.041	181.8	10:23.322
6		2:01.942	47.891	40.621	33.430	181.5	12:25.264
7		2:02.433	46.968	41.648	33.817	187.5	14:27.697
8		2:27.900	56.029	50.695	41.176	124.7	16:55.597
9		3:06.971	54.191	1:21.628	51.152	121.3	20:02.568
10		2:02.294	47.391	41.115	33.788	183.0	22:04.862
11		2:00.932	46.527	40.814	33.591	186.5	24:05.794
12		2:01.436	46.737	40.780	33.919	187.1	26:07.230
13		2:01.543	46.917	41.047	33.579	185.2	28:08.773
14		2:02.110	47.007	41.042	34.061	179.7	30:10.883
15		2:00.846	46.656	40.672	33.518	189.1	32:11.729
16		2:02.690	46.575	41.509	34.606	186.5	34:14.419
17		2:02.905	47.193	41.494	34.218	188.1	36:17.324
18		2:02.319	46.990	41.231	34.098	188.1	38:19.643
19		2:02.260	46.871	41.236	34.153	181.5	40:21.903
20		2:03.160	46.861	40.877	35.422	182.1	42:25.063
21		2:02.946	47.625	41.030	34.291	172.5	44:28.009
22		2:02.339	46.885	41.252	34.202	182.1	46:30.348
23		2:04.494	47.443	43.049	34.002	173.6	48:34.842
24		2:02.836	47.201	41.210	34.425	177.9	50:37.678
25		2:02.887	47.114	41.592	34.181	179.1	52:40.565
26		2:03.535	46.897	42.217	34.421	187.1	54:44.100
27		2:03.123	47.468	41.379	34.276	171.9	56:47.223
28		2:02.948	47.213	41.410	34.325	179.1	58:50.171
29		2:02.319	47.142	40.810	34.367	173.6	1:00:52.490
30		2:04.667	48.408	41.851	34.408	181.5	1:02:57.157
31		2:03.060	47.408	41.467	34.185	176.1	1:05:00.217
32		2:03.169	46.816	41.657	34.696	183.9	1:07:03.386
33		2:03.046	48.066	40.958	34.022	181.5	1:09:06.432
34		2:02.291	46.840	40.952	34.499	186.5	1:11:08.723
35		2:01.772	46.792	40.900	34.080	178.8	1:13:10.495
36		2:02.248	46.945	41.203	34.100	181.5	1:15:12.743
37		2:04.254	47.975	41.358	34.921	179.1	1:17:16.997
38		2:03.072	47.455	41.374	34.243	179.7	1:19:20.069
39		2:03.692	47.363	41.352	34.977	168.4	1:21:23.761
40		2:02.534	47.477	40.981	34.076	175.8	1:23:26.295
41		2:03.673	47.179	41.108	35.386	189.8	1:25:29.968
42		2:01.908	46.981	40.816	34.111	184.3	1:27:31.876
43		2:02.593	46.984	41.371	34.238	185.5	1:29:34.469
44		2:03.453	47.101	41.699	34.653	184.9	1:31:37.922
45		2:03.661	47.992	41.445	34.224	172.8	1:33:41.583
46		2:02.534	47.000	41.117	34.417	180.9	1:35:44.117
47		2:02.532	47.018	41.261	34.253	182.1	1:37:46.649
48		2:04.498	47.034	43.342	34.122	182.1	1:39:51.147
49		2:03.264	47.233	41.268	34.763	187.1	1:41:54.411
50		2:03.640	47.319	42.217	34.104	179.1	1:43:58.051
51		2:01.792	46.966	40.608	34.218	187.5	1:45:59.843
52		2:02.486	46.906	41.652	33.928	187.5	1:48:02.329
53		2:02.294	47.320	40.741	34.233	175.0	1:50:04.623

1 ASAP RACING Honda Civic EG5
1 ASAP RACING

Vta.	D	Tiempo	Sector 1	Sector 2	Sector 3	V. Max.	Elapsed
54		2:03.590	47.542	41.516	34.532	183.6	1:52:08.213
55		2:03.459	47.391	41.557	34.511	181.8	1:54:11.672
56		2:04.949	48.476	42.294	34.179	174.1	1:56:16.621
57		2:06.530	47.890	43.146	35.494	168.2	1:58:23.151
58		2:06.246	48.105	42.945	35.196	174.7	2:00:29.397
59		2:06.287	47.881	43.119	35.287	171.7	2:02:35.684
60		2:06.067	47.905	42.929	35.233	173.6	2:04:41.751
61		2:06.678	47.922	43.395	35.361	172.2	2:06:48.429
62		6:32.565	P 48.145	44.033	5:00.387	177.0	2:13:20.994
63		4:47.447	3:30.436	41.961	35.050	83.7	2:18:08.441
64		2:03.002	47.545	41.130	34.327	180.6	2:20:11.443
65		2:02.258	47.114	41.064	34.080	183.6	2:22:13.701
66		2:03.677	47.118	41.329	35.230	185.8	2:24:17.378
67		2:01.888	46.747	40.913	34.228	190.4	2:26:19.266
68		2:04.429	48.186	41.788	34.455	186.2	2:28:23.695
69		2:03.104	47.516	41.158	34.430	189.1	2:30:26.799
70		2:02.454	47.172	40.998	34.284	188.1	2:32:29.253
71		2:02.382	47.072	40.812	34.498	186.8	2:34:31.635
72		2:02.270	47.027	40.804	34.439	187.8	2:36:33.905
73		2:02.654	46.847	41.597	34.210	186.2	2:38:36.559
74		2:02.499	46.976	41.469	34.054	183.0	2:40:39.058
75		2:02.883	46.829	41.872	34.182	188.8	2:42:41.941
76		2:01.307	46.569	40.902	33.836	189.8	2:44:43.248
77		2:01.990	46.676	40.796	34.518	189.8	2:46:45.238
78		2:01.934	47.399	40.394	34.141	179.4	2:48:47.172
79		2:01.156	46.697	40.323	34.136	188.8	2:50:48.328
80		2:01.618	46.980	40.389	34.249	181.2	2:52:49.946
81		2:01.516	46.897	40.575	34.044	185.5	2:54:51.462
82		2:01.614	47.012	40.444	34.158	183.0	2:56:53.076
83		2:01.780	47.468	40.379	33.933	185.2	2:58:54.856
84		2:01.041	46.392	40.367	34.282	189.1	3:00:55.897
85		2:00.703	46.174	40.131	34.398	190.1	3:02:56.600
86		3:57.491	P 47.584	1:31.862	1:38.045	175.3	3:06:54.091
87		1:35:49.618	1:34:25.354	46.550	37.714	80.5	4:42:43.709
88		2:14.546	51.633	44.766	38.147	148.9	4:44:58.255
89		2:09.391	50.250	43.577	35.564	155.1	4:47:07.646
90		2:07.350	48.937	42.892	35.521	165.3	4:49:14.996
91		2:08.319	49.224	43.235	35.860	162.8	4:51:23.315
92		2:07.721	49.578	42.970	35.173	169.2	4:53:31.036
93		2:11.848	49.307	45.513	37.028	160.2	4:55:42.884
94		2:07.616	49.426	42.871	35.319	168.7	4:57:50.500
95		2:06.317	48.922	42.211	35.184	165.6	4:59:56.817
96		2:06.559	48.840	42.523	35.196	171.1	5:02:03.376
97		2:05.989	49.049	42.140	34.800	168.2	5:04:09.365
98		2:05.860	48.206	42.373	35.281	173.0	5:06:15.225
99		2:10.257	51.505	43.173	35.579	174.1	5:08:25.482
100		2:05.424	48.389	42.095	34.940	172.8	5:10:30.906
101		2:05.060	48.249	41.979	34.832	170.6	5:12:35.966
102		2:04.353	48.023	41.811	34.519	173.3	5:14:40.319
103		2:03.738	47.890	41.478	34.370	169.0	5:16:44.057
104		2:05.437	48.638	42.335	34.464	171.7	5:18:49.494
105		2:06.588	48.115	43.439	35.034	177.6	5:20:56.082
106		2:04.465	48.281	41.789	34.395	167.4	5:23:00.547

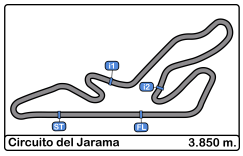

Circuito del Jarama
VI UV Endurance RACE Jarama
Carrera 8 horas resistencia
Lap Analysis

1 ASAP RACING Honda Civic EG5
1 ASAP RACING

Vta.	D	Tiempo	Sector 1	Sector 2	Sector 3	V. Max.	Elapsed
107		2:05.510	48.617	42.061	34.832	181.8	5:25:06.057
108		2:02.987	47.626	41.297	34.064	178.2	5:27:09.044
109		2:02.853	47.508	41.428	33.917	177.9	5:29:11.897
110		2:04.542	48.003	42.173	34.366	175.0	5:31:16.439
111		2:03.427	47.263	41.573	34.591	179.1	5:33:19.866
112		2:05.488	47.760	42.410	35.318	175.6	5:35:25.354
113		2:05.012	47.766	41.560	35.686	189.8	5:37:30.366
114		4:56.049	P 48.251	41.454	3:26.344	175.0	5:42:26.415
115		6:28.554	5:11.056	42.981	34.517	85.5	5:48:54.969
116		2:05.116	47.654	42.756	34.706	170.6	5:51:00.085
117		2:02.679	47.228	41.280	34.171	188.4	5:53:02.764
118		2:02.662	47.041	41.346	34.275	183.3	5:55:05.426
119		2:03.887	47.508	41.818	34.561	188.4	5:57:09.313
120		2:03.299	47.324	41.551	34.424	187.5	5:59:12.612
121		2:03.624	47.408	41.502	34.714	187.5	6:01:16.236
122		2:03.332	47.153	41.737	34.442	186.5	6:03:19.568
123		2:02.654	47.127	41.262	34.265	184.6	6:05:22.222
124		2:02.591	47.486	41.083	34.022	175.6	6:07:24.813
125		2:02.827	46.899	40.945	34.983	181.8	6:09:27.640
126		2:03.684	47.275	41.932	34.477	182.4	6:11:31.324
127		2:03.473	47.439	41.463	34.571	180.0	6:13:34.797
128		2:05.011	48.232	42.371	34.408	185.8	6:15:39.808
129		2:02.758	46.683	41.682	34.393	189.8	6:17:42.566
130		2:03.455	47.460	41.733	34.262	189.4	6:19:46.021
131		2:07.732	47.580	42.150	38.002	186.2	6:21:53.753
132		4:05.564	1:08.805	1:35.332	1:21.427	102.9	6:25:59.317
133		4:11.018	1:50.112	1:36.814	44.092	53.2	6:30:10.335
134		2:03.904	48.213	41.620	34.071	162.8	6:32:14.239
135		2:03.428	47.642	41.725	34.061	177.3	6:34:17.667
136		2:01.984	46.534	41.690	33.760	192.8	6:36:19.651
137		2:01.377	46.680	40.922	33.775	191.4	6:38:21.028
138		2:02.572	46.947	41.273	34.352	191.4	6:40:23.600
139		2:03.679	47.180	42.029	34.470	184.3	6:42:27.279
140		2:03.918	47.311	41.923	34.684	187.5	6:44:31.197
141		2:02.201	46.717	41.301	34.183	186.8	6:46:33.398
142		2:03.306	47.516	41.519	34.271	188.4	6:48:36.704
143		2:03.417	47.256	41.973	34.188	178.8	6:50:40.121
144		2:02.579	47.514	41.226	33.839	177.9	6:52:42.700
145		2:03.744	46.822	42.723	34.199	189.4	6:54:46.444
146		2:02.405	47.351	41.083	33.971	188.1	6:56:48.849
147		2:02.351	46.833	41.483	34.035	185.5	6:58:51.200
148		2:03.081	47.419	41.416	34.246	184.9	7:00:54.281
149		2:03.612	47.610	41.639	34.363	182.1	7:02:57.893
150		2:05.602	48.158	43.334	34.110	175.8	7:05:03.495
151		2:03.074	47.164	41.842	34.068	192.5	7:07:06.569
152		2:02.096	46.862	41.086	34.148	184.6	7:09:08.665
153		2:05.292	49.334	41.193	34.765	184.9	7:11:13.957
154		2:04.382	47.657	42.308	34.417	187.5	7:13:18.339
155		2:08.670	47.886	41.279	39.505	177.6	7:15:27.009
156		2:02.751	47.466	41.116	34.169	182.7	7:17:29.760
157		2:03.791	47.285	41.380	35.126	178.2	7:19:33.551
158		2:02.750	47.018	41.494	34.238	184.6	7:21:36.301
159		2:00.453	46.509	40.357	33.587	192.8	7:23:36.754

1 ASAP RACING Honda Civic EG5
1 ASAP RACING

Vta.	D	Tiempo	Sector 1	Sector 2	Sector 3	V. Max.	Elapsed
160		7:22.895	P 46.839	41.051	5:55.005	182.1	7:30:59.649
161		2:22.997	1:06.657	41.615	34.725	93.4	7:33:22.646
162		2:02.495	46.651	42.277	33.567	179.4	7:35:25.141
163		2:02.985	48.131	40.907	33.947	189.1	7:37:28.126
164		2:01.447	46.451	40.602	34.394	191.4	7:39:29.573
165		2:00.755	46.486	40.510	33.759	190.1	7:41:30.328
166		2:02.207	46.671	40.900	34.636	186.8	7:43:32.535
167		2:01.904	46.716	41.076	34.112	189.1	7:45:34.439
168		2:02.866	46.497	40.578	35.791	186.8	7:47:37.305
169		2:03.662	47.077	42.112	34.473	187.8	7:49:40.967
170		2:01.614	46.805	40.506	34.303	179.1	7:51:42.581
171		2:02.530	47.641	40.583	34.306	190.8	7:53:45.111
172		2:00.521	46.207	40.831	33.483	194.9	7:55:45.632
173		1:59.705	46.008	40.438	33.259	195.6	7:57:45.337
174		1:59.772	46.005	40.399	33.368	195.6	7:59:45.109
175		2:02.527	46.730	41.118	34.679	191.8	8:01:47.636

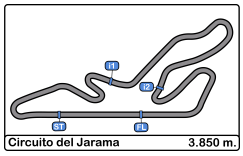

Circuito del Jarama
VI UV Endurance RACE Jarama
Carrera 8 horas resistencia
Lap Analysis

2 BMOVIE BMW E36 320i

2 BMOVIE

Vta.	D	Tiempo	Sector 1	Sector 2	Sector 3	V. Max.	Elapsed
1		2:16.900	1:00.039	42.179	34.682	166.6	2:16.900
2		2:04.166	47.432	41.958	34.776	171.4	4:21.066
3		2:04.074	47.875	41.629	34.570	173.6	6:25.140
4		2:03.043	47.385	41.274	34.384	174.1	8:28.183
5		2:03.259	47.406	41.485	34.368	170.8	10:31.442
6		2:02.625	47.132	41.002	34.491	172.2	12:34.067
7		2:03.087	47.085	41.626	34.376	171.4	14:37.154
8		2:23.838	54.973	49.990	38.875	153.4	17:00.992
9		3:05.782	55.717	1:17.298	52.767	121.0	20:06.774
10		2:02.666	46.982	41.243	34.441	171.4	22:09.440
11		2:02.496	47.277	41.019	34.200	171.9	24:11.936
12		2:02.994	47.147	41.262	34.585	171.1	26:14.930
13		2:03.327	47.218	41.454	34.655	173.9	28:18.257
14		2:03.080	47.327	41.230	34.523	170.0	30:21.337
15		2:03.168	47.177	41.445	34.546	169.8	32:24.505
16		2:02.914	47.155	41.388	34.371	169.8	34:27.419
17		2:03.178	47.279	41.330	34.569	171.4	36:30.597
18		2:03.801	47.063	41.745	34.993	166.9	38:34.398
19		2:03.694	47.243	41.494	34.957	169.0	40:38.092
20		2:02.280	46.921	41.054	34.305	169.5	42:40.372
21		2:02.450	47.023	41.097	34.330	170.3	44:42.822
22		2:02.648	47.120	41.158	34.370	171.1	46:45.470
23		2:03.333	47.162	41.320	34.851	169.8	48:48.803
24		2:02.577	47.162	40.952	34.463	171.1	50:51.380
25		2:03.225	47.525	41.172	34.528	168.7	52:54.605
26		2:02.946	47.171	41.298	34.477	168.7	54:57.551
27		2:03.090	47.214	41.415	34.461	170.0	57:00.641
28		2:03.220	47.083	41.754	34.383	168.4	59:03.861
29		2:03.390	47.493	41.399	34.498	166.4	1:01:07.251
30		2:03.016	47.263	41.386	34.367	166.4	1:03:10.267
31		2:02.742	47.113	41.210	34.419	171.1	1:05:13.009
32		2:03.192	47.032	41.849	34.311	174.1	1:07:16.201
33		2:03.277	47.024	41.670	34.583	172.8	1:09:19.478
34		2:03.157	47.243	41.487	34.427	167.1	1:11:22.635
35		2:01.946	46.679	41.046	34.221	174.7	1:13:24.581
36		2:02.250	46.642	41.273	34.335	173.0	1:15:26.831
37		2:02.212	46.911	41.033	34.268	176.1	1:17:29.043
38		2:02.097	46.797	40.970	34.330	172.5	1:19:31.140
39		2:05.206	47.175	43.270	34.761	171.7	1:21:36.346
40		2:02.574	47.119	41.187	34.268	169.8	1:23:38.920
41		2:02.564	46.965	41.213	34.386	170.8	1:25:41.484
42		2:02.945	47.355	41.218	34.372	171.1	1:27:44.429
43		2:03.143	47.248	41.294	34.601	170.6	1:29:47.572
44		2:02.784	47.228	41.181	34.375	172.8	1:31:50.356
45		2:02.840	47.096	41.192	34.552	171.9	1:33:53.196
46		2:02.967	47.084	41.530	34.353	175.6	1:35:56.163
47		2:02.367	46.906	41.131	34.330	173.3	1:37:58.530
48		2:03.195	47.104	41.403	34.688	171.9	1:40:01.725
49		2:04.186	48.193	41.430	34.563	162.8	1:42:05.911
50		2:02.659	47.178	40.977	34.504	170.8	1:44:08.570
51		2:03.058	47.156	41.381	34.521	174.4	1:46:11.628
52		2:02.421	46.938	41.121	34.362	172.2	1:48:14.049
53		2:02.901	46.946	41.658	34.297	173.6	1:50:16.950

2 BMOVIE BMW E36 320i

2 BMOVIE

Vta.	D	Tiempo	Sector 1	Sector 2	Sector 3	V. Max.	Elapsed
54		2:03.074	47.215	41.421	34.438	169.8	1:52:20.024
55		2:02.938	47.030	41.347	34.561	171.9	1:54:22.962
56		2:03.990	47.477	41.363	35.150	170.6	1:56:26.952
57		2:05.159	47.528	41.946	35.685	167.1	1:58:32.111
58		2:03.306	47.189	41.313	34.804	167.1	2:00:35.417
59		2:05.115	47.943	42.071	35.101	158.8	2:02:40.532
60		2:04.402	47.907	41.997	34.498	161.6	2:04:44.934
61		2:04.576	48.059	41.792	34.725	167.9	2:06:49.510
62		4:17.142	P 48.081	41.929	2:47.132	161.4	2:11:06.652
63		7:16.607	5:55.235	44.481	36.891	81.6	2:18:23.259
64		2:08.575	49.400	42.932	36.243	170.0	2:20:31.834
65		2:09.922	49.685	44.585	35.652	168.7	2:22:41.756
66		2:06.319	48.421	42.405	35.493	168.7	2:24:48.075
67		2:06.299	48.477	42.341	35.481	166.6	2:26:54.374
68		2:07.711	49.582	42.514	35.615	170.3	2:29:02.085
69		2:07.333	49.093	42.461	35.779	175.0	2:31:09.418
70		2:05.749	48.334	42.097	35.318	168.7	2:33:15.167
71		2:05.780	48.223	42.274	35.283	172.5	2:35:20.947
72		2:06.431	48.429	42.321	35.681	172.2	2:37:27.378
73		2:06.831	48.946	42.350	35.535	164.1	2:39:34.209
74		2:07.638	48.075	42.594	36.969	174.7	2:41:41.847
75		2:06.884	48.561	42.465	35.858	173.6	2:43:48.731
76		2:09.410	48.706	42.732	37.972	171.1	2:45:58.141
77		2:07.324	48.599	43.316	35.409	173.0	2:48:05.465
78		2:06.747	48.515	42.591	35.641	167.9	2:50:12.212
79		2:07.027	48.593	42.534	35.900	170.3	2:52:19.239
80		2:07.055	48.478	43.151	35.426	169.0	2:54:26.294
81		2:07.667	48.605	43.167	35.895	173.0	2:56:33.961
82		2:06.945	48.600	42.531	35.814	173.0	2:58:40.906
83		2:07.152	48.718	42.440	35.994	172.5	3:00:48.058
84		2:06.872	48.551	42.491	35.830	171.4	3:02:54.930
85		2:08.092	49.208	42.972	35.912	170.0	3:05:03.022
86		2:07.210	48.634	42.706	35.870	170.8	3:07:10.232
87		2:06.752	48.587	42.568	35.597	164.8	3:09:16.984
88		2:07.273	48.905	42.222	36.146	167.1	3:11:24.257
89		2:07.254	49.219	42.445	35.590	171.1	3:13:31.511
90		2:06.643	48.129	42.641	35.873	173.6	3:15:38.154
91		2:06.675	48.395	42.323	35.957	168.2	3:17:44.829
92		2:07.701	49.195	42.856	35.650	169.5	3:19:52.530
93		2:06.486	48.446	42.405	35.635	167.1	3:21:59.016
94		2:05.967	48.134	42.206	35.627	169.5	3:24:04.983
95		2:05.938	48.053	42.444	35.441	169.0	3:26:10.921
96		2:05.771	48.377	41.996	35.398	171.1	3:28:16.692
97		2:05.427	48.161	41.914	35.352	173.3	3:30:22.119
98		2:05.477	48.210	41.761	35.506	167.9	3:32:27.596
99		2:06.280	48.375	42.326	35.579	170.6	3:34:33.876
100		2:05.843	48.361	42.071	35.411	165.3	3:36:39.719
101		2:06.338	48.649	42.078	35.611	169.0	3:38:46.057
102		2:06.206	48.416	42.172	35.618	169.8	3:40:52.263
103		2:06.937	48.319	42.601	36.017	166.1	3:42:59.200
104		2:07.818	48.193	43.151	36.474	174.7	3:45:07.018
105		2:09.112	49.175	44.405	35.532	174.4	3:47:16.130
106		2:06.553	49.090	41.869	35.594	162.1	3:49:22.683

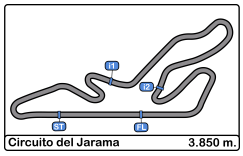

Circuito del Jarama
VI UV Endurance RACE Jarama
Carrera 8 horas resistencia
Lap Analysis

2 BMOVIE BMW E36 320i

2 BMOVIE

Vta.	D	Tiempo	Sector 1	Sector 2	Sector 3	V. Max.	Elapsed
107		2:06.279	48.581	42.243	35.455	165.1	3:51:28.962
108		2:06.888	48.690	42.508	35.690	159.5	3:53:35.850
109		5:13.893	P 48.404	42.237	3:43.252	170.8	3:58:49.743
110		6:10.091	4:53.403	42.106	34.582	92.3	4:04:59.834
111		2:03.261	47.344	41.238	34.679	171.9	4:07:03.095
112		2:02.980	46.955	41.577	34.448	172.5	4:09:06.075
113		2:03.164	47.095	41.427	34.642	170.6	4:11:09.239
114		2:03.211	46.931	41.506	34.774	171.9	4:13:12.450
115		2:02.324	46.983	41.005	34.336	173.0	4:15:14.774
116		2:02.850	47.008	41.240	34.602	174.7	4:17:17.624
117		2:02.920	47.314	41.128	34.478	171.9	4:19:20.544
118		2:03.881	47.079	41.609	35.193	171.1	4:21:24.425
119		2:04.035	47.382	42.206	34.447	172.2	4:23:28.460
120		2:02.610	46.947	41.305	34.358	172.2	4:25:31.070
121		2:02.852	47.191	41.159	34.502	171.1	4:27:33.922
122		2:02.853	47.055	41.355	34.443	170.6	4:29:36.775
123		2:02.322	46.927	41.236	34.159	168.2	4:31:39.097
124		2:03.294	47.527	41.440	34.327	168.7	4:33:42.391
125		2:03.381	47.405	41.631	34.345	170.3	4:35:45.772
126		2:06.526	50.112	41.902	34.512	173.6	4:37:52.298
127		2:03.362	47.210	41.549	34.603	170.8	4:39:55.660
128		2:04.295	47.749	41.789	34.757	168.2	4:41:59.955
129		2:04.207	47.676	41.986	34.545	170.3	4:44:04.162
130		2:04.658	48.195	41.780	34.683	169.8	4:46:08.820
131		2:04.652	47.625	41.764	35.263	169.2	4:48:13.472
132		2:05.329	48.307	41.625	35.397	166.4	4:50:18.801
133		2:07.240	48.277	42.717	36.246	167.4	4:52:26.041
134		5:39.778	P 52.677	43.267	4:03.834	132.5	4:58:05.819
135		4:02.545	2:44.997	42.431	35.117	92.3	5:02:08.364
136		2:04.275	47.682	41.797	34.796	169.2	5:04:12.639
137		2:05.426	47.501	42.082	35.843	172.2	5:06:18.065
138		2:04.658	48.218	41.695	34.745	170.8	5:08:22.723
139		2:04.423	47.968	41.810	34.645	168.7	5:10:27.146
140		2:04.845	47.891	42.326	34.628	170.6	5:12:31.991
141		2:04.002	47.596	41.708	34.698	170.0	5:14:35.993
142		2:03.999	47.758	41.765	34.476	166.1	5:16:39.992
143		2:03.511	47.352	41.666	34.493	171.4	5:18:43.503
144		2:03.677	47.499	41.781	34.397	171.1	5:20:47.180
145		2:03.791	47.471	41.573	34.747	168.7	5:22:50.971
146		2:03.846	47.743	41.574	34.529	168.2	5:24:54.817
147		2:03.442	47.578	41.542	34.322	171.4	5:26:58.259
148		2:03.867	47.637	41.726	34.504	170.0	5:29:02.126
149		2:04.030	48.070	41.363	34.597	172.2	5:31:06.156
150		2:03.410	47.479	41.493	34.438	175.3	5:33:09.566
151		2:03.167	47.369	41.369	34.429	171.7	5:35:12.733
152		2:03.994	47.826	41.724	34.444	171.9	5:37:16.727
153		2:05.799	49.151	41.729	34.919	171.1	5:39:22.526
154		2:03.775	47.715		2:38.694	169.8	5:41:26.301
155		2:03.062	47.189		4:41.756	170.0	5:43:29.363
156		2:03.256	47.405	41.537	34.314	172.5	5:45:32.619
157		2:04.382	47.840	41.221	35.321	169.2	5:47:37.001
158		2:03.733	47.630	41.642	34.461	169.2	5:49:40.734
159		2:03.475	47.395	41.563	34.517	167.9	5:51:44.209

2 BMOVIE BMW E36 320i

2 BMOVIE

Vta.	D	Tiempo	Sector 1	Sector 2	Sector 3	V. Max.	Elapsed
160		2:03.639	47.277	41.584	34.778	169.0	5:53:47.848
161		2:04.121	47.707		2:38.899	166.6	5:55:51.969
162		2:05.503	48.246	42.365	34.892	161.1	5:57:57.472
163		2:03.887	47.941	41.659	34.287	166.6	6:00:01.359
164		2:02.616	47.273	41.169	34.174	169.2	6:02:03.975
165		2:03.099	47.117		2:37.273	169.5	6:04:07.074
166		2:03.008	47.282	41.370	34.356	168.2	6:06:10.082
167		2:03.890	47.493	42.049	34.348	169.2	6:08:13.972
168		2:03.095	47.280	41.536	34.279	171.1	6:10:17.067
169		2:03.017	47.155		2:37.296	165.6	6:12:20.084
170		2:02.829	47.317	41.216	34.296	171.9	6:14:22.913
171		2:02.930	47.313	41.346	34.271	165.3	6:16:25.843
172		2:02.614	47.164		2:36.885	170.8	6:18:28.457
173		2:03.747	47.546	41.563	34.638	171.7	6:20:32.204
174		2:13.142	48.443	46.436	38.263	163.1	6:22:45.346
175		3:21.799	55.842	1:06.713	1:19.244	129.6	6:26:07.145
176		4:08.300	1:50.895	1:34.315	43.090	60.1	6:30:15.445
177		2:04.100	47.759		2:47.190	171.1	6:32:19.545
178		2:04.420	47.948		4:51.610	167.4	6:34:23.965
179		2:03.656	47.631		6:55.266	168.7	6:36:27.621
180		2:03.977	47.941	41.340	34.696	170.0	6:38:31.598
181		2:03.819	47.725	41.578	34.516	170.0	6:40:35.417
182		2:03.719	47.262		2:38.235	170.0	6:42:39.136
183		2:04.320	47.656		4:42.555	166.9	6:44:43.456
184		2:04.138	47.477		6:46.693	161.1	6:46:47.594
185		2:04.222	47.470		8:50.915	165.3	6:48:51.816
186		2:05.022	47.742	41.821	35.459	166.9	6:50:56.838
187		2:05.407	48.373		2:40.866	159.7	6:53:02.245
188		5:31.177	P 47.822		8:12.043	161.6	6:58:33.422
189		6:13.985	4:44.189	49.830	39.966	82.2	7:04:47.407
190		2:18.496	53.495	46.643	38.358	145.9	7:07:05.903
191		2:14.589	51.199	45.497	37.893	159.7	7:09:20.492
192		2:14.054	51.927	44.387	37.740	152.3	7:11:34.546
193		2:12.618	50.675	44.149	37.794	162.8	7:13:47.164
194		2:14.158	51.056	45.747	37.355	166.4	7:16:01.322
195		2:10.412	49.904	43.477	37.031	166.1	7:18:11.734
196		2:10.530	50.634	43.104	36.792	166.1	7:20:22.264
197		2:10.108	49.808	43.612	36.688	157.6	7:22:32.372
198		2:10.589	50.092	43.838	36.659	167.9	7:24:42.961
199		2:09.274	49.996	42.998	36.280	163.8	7:26:52.235
200		2:08.329	49.567	42.826	35.936	170.3	7:29:00.564
201		2:09.205	49.680	42.939	36.586	160.2	7:31:09.769
202		2:09.148	49.487	42.987	36.674	170.3	7:33:18.917
203		2:10.242	49.249	44.089	36.904	168.4	7:35:29.159
204		2:09.557	49.742	43.284	36.531	160.7	7:37:38.716
205		2:10.482	49.944		2:47.013	159.2	7:39:49.198
206		2:13.968	51.749	45.152	37.067	151.4	7:42:03.166
207		2:11.236	49.694	44.061	37.481	167.4	7:44:14.402
208		2:13.917	51.030	45.343	37.544	151.4	7:46:28.319
209		2:11.218	50.248	44.034	36.936	163.3	7:48:39.537
210		2:13.493	50.035	44.633	38.825	155.8	7:50:53.030
211		2:13.706	51.180	45.247	37.279	151.4	7:53:06.736
212		2:11.698	49.940	44.854	36.904	163.1	7:55:18.434

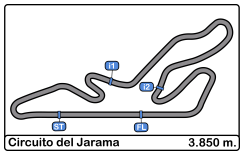

Circuito del Jarama
VI UV Endurance RACE Jarama
Carrera 8 horas resistencia
Lap Analysis

2 BMOVIE BMW E36 320i

2 BMOVIE

Vta.	D	Tiempo	Sector 1	Sector 2	Sector 3	V. Max.	Elapsed
213		2:13.615	51.011	45.620	36.984	151.8	7:57:32.049
214		2:13.035	51.875	44.072	37.088	150.4	7:59:45.084
215		2:15.848	51.021	45.736	39.091	158.1	8:02:00.932

3 ANGALI RACING OURENSE BMW E36 320i

2 ANGALI RACING OURENSE

Vta.	D	Tiempo	Sector 1	Sector 2	Sector 3	V. Max.	Elapsed
1		2:27.375	1:07.046	44.266	36.063	155.3	2:27.375
2		2:08.552	49.093	43.799	35.660	169.0	4:35.927
3		2:08.389	48.913	43.598	35.878	167.7	6:44.316
4		2:09.266	49.389	43.458	36.419	168.7	8:53.582
5		2:08.815	49.579	43.383	35.853	167.1	11:02.397
6		2:08.110	49.061	43.330	35.719	170.3	13:10.507
7		2:25.972	49.717	49.556	46.699	169.5	15:36.479
8		3:12.510	1:17.013	1:07.279	48.218	83.4	18:48.989
9		2:32.389	1:06.150	49.554	36.685	81.3	21:21.378
10		2:08.444	49.072	43.484	35.888	165.6	23:29.822
11		2:08.639	49.095	43.740	35.804	165.6	25:38.461
12		2:09.789	49.593	43.820	36.376	167.1	27:48.250
13		2:09.025	49.221	43.953	35.851	166.4	29:57.275
14		2:07.933	48.897	43.315	35.721	167.4	32:05.208
15		2:09.521	49.022	43.366	37.133	167.1	34:14.729
16		2:08.771	49.133	43.418	36.220	168.2	36:23.500
17		2:11.737	49.284	45.269	37.184	169.0	38:35.237
18		2:11.135	49.675	44.371	37.089	168.2	40:46.372
19		2:07.625	48.687	43.360	35.578	168.7	42:53.997
20		2:08.889	49.426	43.500	35.963	169.8	45:02.886
21		2:07.408	48.371	43.164	35.873	172.5	47:10.294
22		2:14.115	51.231	46.477	36.407	171.9	49:24.409
23		2:08.223	49.102	43.651	35.470	167.9	51:32.632
24		2:09.423	49.270	43.833	36.320	169.8	53:42.055
25		2:10.229	49.107	45.041	36.081	166.4	55:52.284
26		2:10.191	49.875	43.784	36.532	164.3	58:02.475
27		2:08.243	49.217	43.447	35.579	165.1	1:00:10.718
28		2:08.694	48.847	43.496	36.351	166.9	1:02:19.412
29		2:08.117	49.092	43.454	35.571	165.8	1:04:27.529
30		2:08.217	49.676	43.073	35.468	163.8	1:06:35.746
31		2:08.309	49.076	43.417	35.816	165.8	1:08:44.055
32		2:07.819	48.814	43.482	35.523	167.1	1:10:51.874
33		2:07.925	48.850	43.495	35.580	166.6	1:12:59.799
34		2:08.127	48.707	43.673	35.747	168.2	1:15:07.926
35		2:09.615	48.880	44.071	36.664	165.8	1:17:17.541
36		2:07.861	48.694	43.397	35.770	167.4	1:19:25.402
37		2:09.627	49.936	43.498	36.193	163.8	1:21:35.029
38		2:09.062	49.680	43.714	35.668	164.8	1:23:44.091
39		2:08.846	49.183	44.146	35.517	166.9	1:25:52.937
40		2:07.800	48.502	43.743	35.555	163.6	1:28:00.737
41		2:07.598	48.891	43.293	35.414	164.6	1:30:08.335
42		2:07.881	48.751	43.555	35.575	166.9	1:32:16.216
43		6:13.788	50.196	44.209	4:39.383	166.4	1:38:30.004
44		6:09.828	4:49.853	43.906	36.069	81.8	1:44:39.832
45		2:07.411	48.896	43.033	35.482	177.3	1:46:47.243
46		2:06.537	48.265	42.894	35.378	177.0	1:48:53.780
47		2:09.842	50.683	43.402	35.757	168.2	1:51:03.622
48		2:07.606	48.205	43.827	35.574	179.7	1:53:11.228
49		2:07.152	49.245	42.664	35.243	163.3	1:55:18.380
50		2:06.147	48.359	42.311	35.477	160.9	1:57:24.527
51		2:07.797	48.611	43.283	35.903	171.1	1:59:32.324
52		2:07.944	49.392	43.067	35.485	162.8	2:01:40.268
53		2:06.057	47.906	42.749	35.402	180.6	2:03:46.325

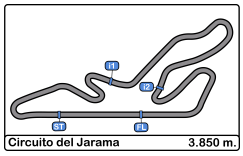

Circuito del Jarama
VI UV Endurance RACE Jarama
Carrera 8 horas resistencia
Lap Analysis

3 ANGALI RACING OURENSE BMW E36 320i

2 ANGALI RACING OURENSE

Vta.	D	Tiempo	Sector 1	Sector 2	Sector 3	V. Max.	Elapsed
54		2:06.110	48.078	42.798	35.234	171.4	2:05:52.435
55		2:08.173	48.397	44.516	35.260	167.7	2:08:00.608
56		2:07.829	48.431	43.294	36.104	160.9	2:10:08.437
57		2:05.436	47.916	42.324	35.196	171.4	2:12:13.873
58		2:05.741	47.755	42.718	35.268	171.4	2:14:19.614
59		2:05.821	47.982	42.730	35.109	170.3	2:16:25.435
60		2:07.048	48.046	43.638	35.364	169.0	2:18:32.483
61		2:07.366	48.126	43.567	35.673	181.5	2:20:39.849
62		2:06.208	47.604	42.235	36.369	180.6	2:22:46.057
63		2:04.996	47.381	42.578	35.037	179.1	2:24:51.053
64		2:04.736	47.522	42.297	34.917	180.3	2:26:55.789
65		2:07.795	50.370	42.122	35.303	170.3	2:29:03.584
66		2:07.204	49.179	43.138	34.887	173.0	2:31:10.788
67		2:05.320	48.061	42.350	34.909	171.4	2:33:16.108
68		2:06.273	48.496	42.457	35.320	174.7	2:35:22.381
69		2:05.435	47.536	42.199	35.700	181.5	2:37:27.816
70		2:04.792	47.433	41.973	35.386	180.0	2:39:32.608
71		2:06.658	47.522	43.610	35.526	179.1	2:41:39.266
72		2:04.484	47.426	42.140	34.918	178.5	2:43:43.750
73		2:11.570	47.169	42.143	42.258	182.1	2:45:55.320
74		2:05.329	47.905	42.204	35.220	175.3	2:48:00.649
75		2:06.050	48.095	42.349	35.606	173.9	2:50:06.699
76		2:05.932	47.775	42.545	35.612	178.2	2:52:12.631
77		2:06.566	48.643	42.387	35.536	174.1	2:54:19.197
78		2:07.736	48.539	42.403	36.794	160.7	2:56:26.933
79		2:06.417	48.220	42.552	35.645	177.3	2:58:33.350
80		2:07.825	48.657	43.796	35.372	159.5	3:00:41.175
81		2:14.584	48.680	50.287	35.617	158.1	3:02:55.759
82		2:09.245	49.215	44.241	35.789	170.6	3:05:05.004
83		2:06.701	48.389	42.536	35.776	173.3	3:07:11.705
84		2:06.824	48.297	42.765	35.762	165.1	3:09:18.529
85		2:08.287	48.320	42.973	36.994	177.9	3:11:26.816
86		2:08.346	48.704	43.228	36.414	166.1	3:13:35.162
87		2:05.887	47.916	42.570	35.401	177.3	3:15:41.049
88		2:06.547	47.783	43.462	35.302	180.3	3:17:47.596
89		2:06.866	47.765	43.546	35.555	170.6	3:19:54.462
90		2:06.010	48.057	42.686	35.267	170.3	3:22:00.472
91		2:05.895	48.039	42.548	35.308	165.6	3:24:06.367
92		2:05.410	47.796	42.242	35.372	174.7	3:26:11.777
93		2:06.036	48.303	42.510	35.223	171.1	3:28:17.813
94		2:05.514	47.900	42.335	35.279	171.4	3:30:23.327
95		2:06.568	48.185	42.207	36.176	174.4	3:32:29.895
96		5:28.946	P 48.663	44.681	3:55.602	171.1	3:37:58.841
97		6:30.340	5:05.925	46.652	37.763	78.3	3:44:29.181
98		2:12.842	49.669	45.357	37.816	158.3	3:46:42.023
99		2:12.167	50.192	44.741	37.234	158.8	3:48:54.190
100		2:12.978	51.979	44.078	36.921	155.1	3:51:07.168
101		2:11.956	49.547	44.598	37.811	164.8	3:53:19.124
102		2:10.326	49.244	44.059	37.023	165.3	3:55:29.450
103		2:11.255	49.072	43.864	38.319	167.1	3:57:40.705
104		2:08.295	48.977	43.622	35.696	163.3	3:59:49.000
105		2:08.356	48.854	43.514	35.988	163.6	4:01:57.356
106		2:08.117	48.338	43.764	36.015	173.9	4:04:05.473

3 ANGALI RACING OURENSE BMW E36 320i

2 ANGALI RACING OURENSE

Vta.	D	Tiempo	Sector 1	Sector 2	Sector 3	V. Max.	Elapsed
107		2:10.017	49.793	44.049	36.175	174.7	4:06:15.490
108		2:11.738	50.460	44.660	36.618	151.4	4:08:27.228
109		2:08.946	48.858	43.425	36.663	156.0	4:10:36.174
110		2:07.618	48.377	43.728	35.513	172.5	4:12:43.792
111		2:08.309	49.219	43.328	35.762	173.0	4:14:52.101
112		2:08.296	48.281	43.760	36.255	173.9	4:17:00.397
113		2:11.066	48.402	44.466	38.198	171.4	4:19:11.463
114		2:08.660	48.268	43.522	36.870	173.6	4:21:20.123
115		2:09.407	48.561	43.523	37.323	170.8	4:23:29.530
116		2:07.377	48.266	43.699	35.412	170.8	4:25:36.907
117		2:07.688	48.948	43.282	35.458	164.8	4:27:44.595
118		2:07.899	48.650	43.490	35.759	169.0	4:29:52.494
119		2:07.546	48.746	43.247	35.553	169.2	4:32:00.040
120		2:07.025	48.466	43.048	35.511	173.6	4:34:07.065
121		2:07.493	49.225	42.838	35.430	171.9	4:36:14.558
122		2:06.945	48.397	43.151	35.397	169.8	4:38:21.503
123		2:08.036	48.006	43.004	37.026	175.0	4:40:29.539
124		2:05.691	48.220	42.399	35.072	176.4	4:42:35.230
125		2:06.384	47.804	43.129	35.451	175.8	4:44:41.614
126		2:05.831	48.006	42.594	35.231	176.4	4:46:47.445
127		2:06.362	47.941	43.662	34.759	171.9	4:48:53.807
128		2:08.947	47.684	44.945	36.318	175.0	4:51:02.754
129		2:07.375	48.644	43.081	35.650	156.9	4:53:10.129
130		2:06.941	48.118	43.421	35.402	174.1	4:55:17.070
131		2:07.250	47.628	43.907	35.715	176.4	4:57:24.320
132		2:06.811	47.861	43.328	35.622	177.0	4:59:31.131
133		2:06.745	48.223	42.927	35.595	176.1	5:01:37.876
134		2:07.511	48.641	42.998	35.872	175.8	5:03:45.387
135		2:07.208	48.206	43.003	35.999	174.4	5:05:52.595
136		2:07.543	48.657	43.178	35.708	169.0	5:08:00.138
137		2:06.996	48.378	42.863	35.755	176.7	5:10:07.134
138		2:09.244	50.532	43.490	35.222	168.2	5:12:16.378
139		2:07.322	48.244	42.896	36.182	169.8	5:14:23.700
140		2:05.301	47.522	42.720	35.059	177.0	5:16:29.001
141		2:05.053	47.307	42.611	35.135	178.5	5:18:34.054
142		2:05.112	47.615	42.424	35.073	179.1	5:20:39.166
143		2:05.192	47.594	42.367	35.231	176.1	5:22:44.358
144		2:05.555	47.590	42.472	35.493	176.1	5:24:49.913
145		2:05.153	47.798	42.130	35.225	177.3	5:26:55.066
146		2:09.822	49.170	42.609	38.043	163.6	5:29:04.888
147		2:04.525	47.511	42.179	34.835	176.7	5:31:09.413
148		6:36.559	P 47.914	46.062	5:02.583	180.3	5:37:45.972
149		8:08.092	6:49.043	43.222	35.827	89.3	5:45:54.064
150		2:06.937	48.258	43.366	35.313	161.1	5:48:01.001
151		2:05.175	48.002	42.174	34.999	177.6	5:50:06.176
152		2:06.157	48.372	42.685	35.100	178.5	5:52:12.333
153		2:05.296	47.452	42.456	35.388	180.0	5:54:17.629
154		2:05.903	47.739	42.925	35.239	177.3	5:56:23.532
155		2:05.584	47.803	42.679	35.102	174.4	5:58:29.116
156		2:05.009	47.434	42.430	35.145	174.4	6:00:34.125
157		2:05.569	47.489	43.062	35.018	174.7	6:02:39.694
158		2:03.929	47.212	42.007	34.710	178.5	6:04:43.623
159		2:04.893	47.236	42.210	35.447	177.0	6:06:48.516

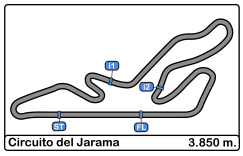

Circuito del Jarama
VI UV Endurance RACE Jarama
Carrera 8 horas resistencia
Lap Analysis

3 ANGALI RACING OURENSE — BMW E36 320i

2 — ANGALI RACING OURENSE

Vta.	D	Tiempo	Sector 1	Sector 2	Sector 3	V. Max.	Elapsed
160		2:05.822	47.785	43.078	34.959	174.1	6:08:54.338
161		2:04.609	47.468	41.982	35.159	176.4	6:10:58.947
162		2:04.796	47.347	42.445	35.004	180.0	6:13:03.743
163		2:05.454	47.629	43.127	34.698	176.1	6:15:09.197
164		2:04.419	47.105	42.192	35.122	179.7	6:17:13.616
165		2:04.487	47.227	42.401	34.859	177.6	6:19:18.103
166		2:04.487	47.192	42.035	35.260	177.6	6:21:22.590
167		10:26.267	1:36.201	51.219	7:58.847	96.5	6:31:48.857
168		2:26.137	1:08.910	42.429	34.798	90.2	6:34:14.994
169		2:06.398	47.720	43.613	35.065	175.0	6:36:21.392
170		2:05.580	47.813	42.738	35.029	171.7	6:38:26.972
171		2:05.951	48.933	42.144	34.874	174.7	6:40:32.923
172		2:07.228	47.849	43.203	36.176	176.4	6:42:40.151
173		2:04.703	47.849	41.952	34.902	164.8	6:44:44.854
174		2:05.006	47.808	42.467	34.731	169.2	6:46:49.860
175		2:05.337	47.847	42.584	34.906	174.7	6:48:55.197
176		2:06.394	47.872	43.188	35.334	178.5	6:51:01.591
177		2:05.371	47.605	42.639	35.127	177.9	6:53:06.962
178		2:04.554	47.477	42.452	34.625	173.0	6:55:11.516
179		2:06.666	47.899	43.617	35.150	174.4	6:57:18.182
180		2:06.541	48.000	43.448	35.093	177.0	6:59:24.723
181		2:09.443	48.979	45.506	34.958	172.8	7:01:34.166
182		2:05.306	47.565	42.850	34.891	172.8	7:03:39.472
183		2:04.775	47.284	42.337	35.154	178.5	7:05:44.247
184		2:05.531	47.241	43.123	35.167	178.8	7:07:49.778
185		2:05.399	47.966	42.410	35.023	179.7	7:09:55.177
186		2:05.652	48.072	42.398	35.182	178.5	7:12:00.829
187		2:04.555	47.369	42.341	34.845	178.8	7:14:05.384
188		2:05.719	47.635	42.844	35.240	179.1	7:16:11.103
189		2:08.315	48.244	43.608	36.463	176.7	7:18:19.418
190		2:07.035	48.183	43.316	35.536	158.5	7:20:26.453
191		2:06.343	47.947	42.775	35.621	161.4	7:22:32.796
192		2:05.639	48.557	42.392	34.690	180.0	7:24:38.435
193		2:03.621	47.169	42.017	34.435	178.5	7:26:42.056
194		2:04.430	47.400	42.100	34.930	179.7	7:28:46.486
195		2:04.850	47.754	42.118	34.978	166.9	7:30:51.336
196		2:04.471	47.583	42.312	34.576	178.8	7:32:55.807
197		2:04.438	47.522	42.130	34.786	177.0	7:35:00.245
198		2:06.442	47.601	42.859	35.982	178.2	7:37:06.687
199		2:05.317	47.520	42.596	35.201	176.1	7:39:12.004
200		2:05.208	47.496	42.865	34.847	178.5	7:41:17.212
201		2:15.323	47.406	42.902	45.015	177.6	7:43:32.535
202		2:07.577	48.907	43.221	35.449	161.1	7:45:40.112
203		2:07.528	48.238	42.945	36.345	175.6	7:47:47.640
204		2:05.418	47.713	42.567	35.138	176.1	7:49:53.058
205		2:08.280	48.837	43.626	35.817	168.2	7:52:01.338
206		2:09.107	49.201	44.302	35.604	170.3	7:54:10.445
207		2:07.517	48.272	43.271	35.974	171.7	7:56:17.962
208		2:06.702	48.349	42.703	35.650	183.9	7:58:24.664
209		2:04.879	47.440	42.859	34.580	176.7	8:00:29.543
210		2:06.967	47.731	43.498	35.738	173.9	8:02:36.510

5 DE DIEGO MOTORSPORT — Citroen Saxo

SAXO — DE DIEGO MOTORSPORT

Vta.	D	Tiempo	Sector 1	Sector 2	Sector 3	V. Max.	Elapsed
1		2:22.179	1:03.382	43.262	35.535	162.6	2:22.179
2		2:06.604	47.985	43.049	35.570	173.6	4:28.783
3		2:06.809	48.261	42.937	35.611	172.8	6:35.592
4		2:07.053	48.213	43.201	35.639	173.0	8:42.645
5		2:06.948	48.346	42.931	35.671	172.8	10:49.593
6		2:07.037	48.590	43.010	35.437	172.5	12:56.630
7		2:10.356	48.092	43.288	38.976	173.3	15:06.986
8		2:18.499	53.490	46.230	38.779	131.7	17:25.485
9		2:51.819	50.594	1:09.455	51.770	150.6	20:17.304
10		2:06.706	48.082	43.029	35.595	176.7	22:24.010
11		2:06.906	48.269	43.151	35.486	171.1	24:30.916
12		2:07.008	48.296	43.155	35.557	176.4	26:37.924
13		2:07.347	48.359	43.360	35.628	170.8	28:45.271
14		2:07.222	48.447	43.274	35.501	171.9	30:52.493
15		2:07.207	48.387	43.134	35.686	173.3	32:59.700
16		2:07.296	48.408	43.274	35.614	171.4	35:06.996
17		2:07.643	48.750	43.277	35.616	169.2	37:14.639
18		2:07.719	48.266	43.573	35.880	173.0	39:22.358
19		2:06.562	48.076	43.068	35.418	172.2	41:28.920
20		2:06.944	48.215	43.153	35.576	171.9	43:35.864
21		2:07.083	48.312	43.191	35.580	171.4	45:42.947
22		2:08.185	49.092	43.364	35.729	170.8	47:51.132
23		2:07.236	48.240	43.302	35.694	171.9	49:58.368
24		2:07.219	48.314	43.284	35.621	171.1	52:05.587
25		2:07.265	48.421	43.378	35.466	170.8	54:12.852
26		2:07.159	48.473	43.140	35.546	170.8	56:20.011
27		2:07.385	48.537	43.263	35.585	169.2	58:27.396
28		2:07.071	48.439	43.089	35.543	170.3	1:00:34.467
29		2:07.230	48.513	43.133	35.584	171.7	1:02:41.697
30		2:07.372	48.456	43.226	35.690	170.0	1:04:49.069
31		2:07.538	48.775	43.202	35.561	169.0	1:06:56.607
32		2:07.374	48.527	43.139	35.708	169.0	1:09:03.981
33		2:07.408	48.535	43.282	35.591	170.8	1:11:11.389
34		2:07.242	48.385	43.290	35.567	171.7	1:13:18.631
35		2:07.986	48.592	43.404	35.990	171.7	1:15:26.617
36		2:07.454	48.500	43.366	35.588	173.6	1:17:34.071
37		2:08.042	49.282	43.150	35.610	171.7	1:19:42.113
38		2:07.639	48.438	43.171	36.030	171.7	1:21:49.752
39		2:07.408	48.332	43.547	35.529	174.4	1:23:57.160
40		2:06.810	48.247	42.923	35.640	174.4	1:26:03.970
41		2:08.352	48.406	43.852	36.094	171.7	1:28:12.322
42		2:07.662	48.329	43.695	35.638	171.7	1:30:19.984
43		2:07.670	48.590	43.482	35.598	171.9	1:32:27.654
44		2:07.245	48.291	43.240	35.714	174.1	1:34:34.899
45		2:07.749	48.618	43.257	35.874	171.4	1:36:42.648
46		2:07.332	48.482	43.237	35.613	171.4	1:38:49.980
47		2:07.176	48.385	43.147	35.644	171.7	1:40:57.156
48		2:07.187	48.430	43.109	35.648	170.3	1:43:04.343
49		2:07.867	48.548	43.485	35.834	168.4	1:45:12.210
50		2:08.579	48.996	43.740	35.843	169.8	1:47:20.789
51		2:08.962	49.278	43.679	36.005	168.4	1:49:29.751
52		2:10.252	49.422	44.467	36.363	167.9	1:51:40.003
53		2:10.477	49.463	44.560	36.454	168.2	1:53:50.480

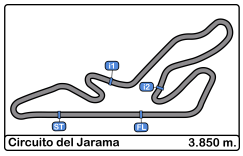

Circuito del Jarama
VI UV Endurance RACE Jarama
Carrera 8 horas resistencia
Lap Analysis

5 DE DIEGO MOTORSPORT Citroen Saxo
SAXO DE DIEGO MOTORSPORT

Vta.	D	Tiempo	Sector 1	Sector 2	Sector 3	V. Max.	Elapsed
54		2:11.642	50.380	44.395	36.867	165.8	1:56:02.122
55		7:23.800	P 50.002	44.667	5:49.131	162.4	2:03:25.922
56		6:05.878	4:45.108	44.256	36.514	90.7	2:09:31.800
57		2:09.140	49.225	43.628	36.287	170.0	2:11:40.940
58		2:08.498	49.149	43.259	36.090	172.2	2:13:49.438
59		2:11.104	51.862	43.560	35.682	173.0	2:16:00.542
60		2:09.282	48.603	44.189	36.490	172.8	2:18:09.824
61		2:08.012	48.637	43.725	35.650	173.3	2:20:17.836
62		2:08.690	49.487	43.714	35.489	174.1	2:22:26.526
63		2:07.176	48.360	43.243	35.573	175.8	2:24:33.702
64		2:07.334	48.439	43.169	35.726	172.2	2:26:41.036
65		2:07.784	48.806	43.164	35.814	175.0	2:28:48.820
66		2:07.451	48.505	43.284	35.662	173.6	2:30:56.271
67		2:07.949	48.335	43.461	36.153	174.1	2:33:04.220
68		2:08.067	49.026	43.332	35.709	172.5	2:35:12.287
69		2:07.289	48.463	43.052	35.774	173.3	2:37:19.576
70		2:09.121	48.936	43.508	36.677	170.6	2:39:28.697
71		2:07.016	48.476	43.006	35.534	171.4	2:41:35.713
72		2:07.741	48.466	43.580	35.695	173.3	2:43:43.454
73		2:14.227	48.749	43.231	42.247	172.5	2:45:57.681
74		2:09.121	49.969	43.466	35.686	168.4	2:48:06.802
75		2:06.955	48.361	43.093	35.501	173.9	2:50:13.757
76		2:08.091	48.238	43.832	36.021	175.0	2:52:21.848
77		2:07.101	47.907	43.186	36.008	175.0	2:54:28.949
78		2:07.577	48.459	43.209	35.909	174.1	2:56:36.526
79		2:08.152	48.669	43.327	36.156	171.9	2:58:44.678
80		2:08.416	48.850	43.233	36.333	171.9	3:00:53.094
81		2:07.907	48.598	43.297	36.012	170.0	3:03:01.001
82		2:07.735	48.446	43.348	35.941	172.2	3:05:08.736
83		2:07.229	48.451	43.078	35.700	172.2	3:07:15.965
84		2:06.988	48.321	43.083	35.584	173.3	3:09:22.953
85		2:07.636	49.116	43.068	35.452	174.1	3:11:30.589
86		2:07.178	48.648	43.050	35.480	174.7	3:13:37.767
87		2:09.186	49.307	43.622	36.257	173.9	3:15:46.953
88		2:09.190	49.227	43.923	36.040	172.5	3:17:56.143
89		2:08.335	48.907	43.038	36.390	169.2	3:20:04.478
90		2:08.645	49.157	43.285	36.203	169.8	3:22:13.123
91		2:08.681	48.761	44.196	35.724	170.6	3:24:21.804
92		2:08.015	48.812	43.354	35.849	171.7	3:26:29.819
93		2:07.821	48.610	43.185	36.026	172.8	3:28:37.640
94		4:56.872	P 49.372	43.826	3:23.674	171.7	3:33:34.512
95		12:03.761	10:40.729	45.562	37.470	84.5	3:45:38.273
96		2:12.405	50.904	44.577	36.924	137.7	3:47:50.678
97		2:09.480	49.398	43.881	36.201	171.1	3:50:00.158
98		2:16.388	P 49.861	44.725	41.802	165.8	3:52:16.546
99		2:28.040	1:09.094	43.352	35.594	87.8	3:54:44.586
100		2:07.916	48.292	44.119	35.505	170.3	3:56:52.502
101		2:08.126	48.567	44.038	35.521	169.5	3:59:00.628
102		2:07.678	48.500	43.520	35.658	170.6	4:01:08.306
103		2:08.056	48.913	43.595	35.548	169.0	4:03:16.362
104		2:09.140	49.122	44.031	35.987	168.7	4:05:25.502
105		2:08.263	48.544	43.791	35.928	169.2	4:07:33.765
106		2:08.225	48.739	43.566	35.920	167.9	4:09:41.990

5 DE DIEGO MOTORSPORT Citroen Saxo
SAXO DE DIEGO MOTORSPORT

Vta.	D	Tiempo	Sector 1	Sector 2	Sector 3	V. Max.	Elapsed
107		2:08.192	48.842	43.670	35.680	166.4	4:11:50.182
108		2:08.180	48.672	43.541	35.967	169.2	4:13:58.362
109		2:10.385	50.251	44.117	36.017	166.9	4:16:08.747
110		2:07.766	48.380	43.693	35.693	168.4	4:18:16.513
111		2:08.325	48.677	43.682	35.966	165.1	4:20:24.838
112		2:08.587	49.192	43.690	35.705	166.6	4:22:33.425
113		2:08.539	49.171	43.618	35.750	152.7	4:24:41.964
114		2:08.321	48.550	43.855	35.916	170.3	4:26:50.285
115		2:08.349	49.068	43.431	35.850	169.5	4:28:58.634
116		2:08.085	48.952	43.510	35.623	169.5	4:31:06.719
117		2:09.069	49.027	44.116	35.926	166.6	4:33:15.788
118		2:08.891	49.366	43.742	35.783	167.9	4:35:24.679
119		2:09.202	49.058	44.251	35.893	167.9	4:37:33.881
120		2:09.041	49.000	43.769	36.272	166.4	4:39:42.922
121		2:08.422	48.911	43.769	35.742	166.9	4:41:51.344
122		2:07.956	48.758	43.340	35.858	168.7	4:43:59.300
123		2:07.742	48.673	43.374	35.695	164.3	4:46:07.042
124		2:08.303	48.782	43.653	35.868	166.6	4:48:15.345
125		2:07.936	48.625	43.444	35.867	166.4	4:50:23.281
126		2:07.554	48.544	43.466	35.544	169.2	4:52:30.835
127		2:08.397	48.952	43.170	36.275	166.4	4:54:39.232
128		2:08.605	48.893	43.695	36.017	164.6	4:56:47.837
129		2:09.503	49.131	44.250	36.122	165.8	4:58:57.340
130		2:09.290	49.462	44.037	35.791	159.5	5:01:06.630
131		2:09.545	49.326	44.203	36.016	166.4	5:03:16.175
132		2:10.374	49.092	44.839	36.443	162.8	5:05:26.549
133		2:08.634	48.972	43.790	35.872	170.3	5:07:35.183
134		2:09.816	49.071	44.282	36.463	167.4	5:09:44.999
135		2:09.960	49.388	44.315	36.257	158.5	5:11:54.959
136		2:10.109	49.186	44.587	36.336	167.7	5:14:05.068
137		2:09.223	48.736	44.409	36.078	167.7	5:16:14.291
138		2:10.510	49.841	44.303	36.366	158.1	5:18:24.801
139		4:06.951	P 48.730	43.522	2:34.699	172.2	5:22:31.752
140		5:10.082	3:51.500	43.066	35.516	91.5	5:27:41.834
141		2:06.404	48.002	42.922	35.480	177.6	5:29:48.238
142		2:06.119	47.940	42.863	35.316	176.1	5:31:54.357
143		2:06.277	47.919	42.944	35.414	176.4	5:34:00.634
144		2:06.566	48.141	43.050	35.375	175.6	5:36:07.200
145		2:06.369	47.996	42.932	35.441	175.8	5:38:13.569
146		2:10.169	51.440	43.235	35.494	175.8	5:40:23.738
147		2:06.604	48.218	43.032	35.354	174.7	5:42:30.342
148		2:06.835	48.067	43.142	35.626	176.1	5:44:37.177
149		2:07.652	48.124	43.170	36.358	175.8	5:46:44.829
150		2:07.382	48.387	43.454	35.541	174.7	5:48:52.211
151		2:07.812	48.248	44.092	35.472	175.6	5:51:00.023
152		2:07.081	48.357	43.031	35.693	176.4	5:53:07.104
153		2:06.840	48.529	42.889	35.422	176.4	5:55:13.944
154		2:06.841	48.288	42.900	35.653	175.3	5:57:20.785
155		2:06.837	48.228	43.157	35.452	176.1	5:59:27.622
156		2:06.804	48.217	43.095	35.492	175.3	6:01:34.426
157		2:07.086	48.362	43.221	35.503	173.9	6:03:41.512
158		2:06.430	48.125	42.957	35.348	176.1	6:05:47.942
159		2:07.302	49.056	42.757	35.489	175.3	6:07:55.244

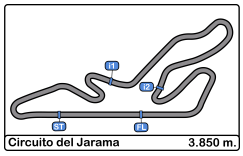

Circuito del Jarama
VI UV Endurance RACE Jarama
Carrera 8 horas resistencia
Lap Analysis

5 DE DIEGO MOTORSPORT — Citroen Saxo

SAXO — DE DIEGO MOTORSPORT

Vta.	D	Tiempo	Sector 1	Sector 2	Sector 3	V. Max.	Elapsed
160		2:06.791	47.925	43.177	35.689	177.9	6:10:02.035
161		2:06.550	48.149	42.928	35.473	177.6	6:12:08.585
162		2:07.146	48.186	43.230	35.730	176.4	6:14:15.731
163		2:06.550	48.192	42.946	35.412	178.5	6:16:22.281
164		3:30.303	47.768	42.914	1:59.621	177.6	6:19:52.584
165		7:51.146	6:31.032	44.412	35.702	65.0	6:27:43.730
166		2:43.731	49.555	1:15.602	38.574	143.0	6:30:27.461
167		2:07.851	49.295	43.062	35.494	174.1	6:32:35.312
168		2:07.722	48.172	43.961	35.589	178.8	6:34:43.034
169		2:08.092	47.988	43.887	36.217	177.9	6:36:51.126
170		2:08.078	48.426	43.744	35.908	179.4	6:38:59.204
171		2:07.115	48.091	43.319	35.705	177.6	6:41:06.319
172		2:07.216	48.624	43.090	35.502	179.4	6:43:13.535
173		2:06.866	48.127	43.086	35.653	175.6	6:45:20.401
174		2:08.027	48.279	43.757	35.991	177.6	6:47:28.428
175		2:07.445	48.697	43.224	35.524	180.0	6:49:35.873
176		2:07.704	48.448	43.190	36.066	176.7	6:51:43.577
177		2:07.815	48.454	43.449	35.912	176.7	6:53:51.392
178		2:08.928	48.786	44.126	36.016	173.6	6:56:00.320
179		2:08.088	48.516	43.330	36.242	176.4	6:58:08.408
180		2:07.266	48.410	43.203	35.653	177.6	7:00:15.674
181		2:07.708	48.934	43.222	35.552	177.6	7:02:23.382
182		2:08.392	48.641	43.891	35.860	179.4	7:04:31.774
183		2:07.610	49.097	43.174	35.339	179.1	7:06:39.384
184		2:06.437	48.156	43.102	35.179	179.1	7:08:45.821
185		2:07.712	48.817	43.574	35.321	180.6	7:10:53.533
186		2:08.002	48.655	43.918	35.429	177.9	7:13:01.535
187		2:06.819	48.212	43.058	35.549	177.3	7:15:08.354
188		2:06.426	48.234	42.885	35.307	177.6	7:17:14.780
189		2:06.701	48.305	42.909	35.487	177.3	7:19:21.481
190		2:06.249	48.198	42.735	35.316	177.9	7:21:27.730
191		2:06.354	48.063		2:41.670	178.2	7:23:34.084
192		2:06.468	47.962	43.068	35.438	180.9	7:25:40.552
193		2:06.522	48.193	42.803	35.526	177.6	7:27:47.074
194		2:05.818	48.043	42.487	35.288	178.5	7:29:52.892
195		2:06.005	47.901	42.614	35.490	178.8	7:31:58.897
196		2:06.939	47.931		2:42.429	180.3	7:34:05.836
197		2:06.210	48.122	42.885	35.203	178.2	7:36:12.046
198		2:06.202	47.948	42.763	35.491	178.2	7:38:18.248
199		2:05.666	47.958	42.561	35.147	177.6	7:40:23.914
200		2:06.686	47.942	43.365	35.379	178.8	7:42:30.600
201		2:06.911	48.895	42.852	35.164	178.5	7:44:37.511
202		2:05.930	48.171	42.635	35.124	178.8	7:46:43.441
203		2:06.748	48.051	43.337	35.360	178.8	7:48:50.189
204		2:06.258	48.007	42.747	35.504	178.5	7:50:56.447
205		2:06.663	48.569	42.705	35.389	178.8	7:53:03.110
206		2:06.671	48.541	42.645	35.485	177.9	7:55:09.781
207		2:13.603	55.480	42.451	35.672	177.9	7:57:23.384
208		2:06.004	47.773	42.929	35.302	178.2	7:59:29.388
209		2:06.105	47.997	43.188	34.920	180.0	8:01:35.493

6 CHAMAQUITOS — Honda Civic EG4

1 — CHAMAQUITOS

Vta.	D	Tiempo	Sector 1	Sector 2	Sector 3	V. Max.	Elapsed
1		2:34.031	1:14.369	43.863	35.799	81.4	2:34.031
2		2:07.124	49.200	42.657	35.267	160.7	4:41.155
3		2:04.791	47.271	42.614	34.906	175.0	6:45.946
4		2:07.798	48.602	43.304	35.892	167.7	8:53.744
5		2:06.369	48.404	43.160	34.805	169.2	11:00.113
6		2:06.521	48.406	42.744	35.371	181.2	13:06.634
7		2:27.791	47.521	52.382	47.888	178.2	15:34.425
8		3:12.554	1:16.732	1:06.999	48.823	92.1	18:46.979
9		2:28.872	1:05.683	48.150	35.039	94.5	21:15.851
10		2:05.246	47.122	43.053	35.071	173.6	23:21.097
11		2:05.303	47.148	42.762	35.393	177.0	25:26.400
12		2:05.338	47.258	42.874	35.206	173.9	27:31.738
13		2:07.580	48.487	42.937	36.156	173.6	29:39.318
14		2:07.125	48.080	43.447	35.598	164.1	31:46.443
15		2:08.749	48.331	44.735	35.683	168.7	33:55.192
16		2:06.205	47.801	43.365	35.039	175.6	36:01.397
17		2:07.027	47.427	43.974	35.626	167.1	38:08.424
18		2:05.027	47.519	42.674	34.834	173.9	40:13.451
19		2:04.988	47.125	42.715	35.148	167.4	42:18.439
20		2:05.641	47.468	42.760	35.413	171.1	44:24.080
21		2:05.319	47.100	42.629	35.590	171.9	46:29.399
22		2:08.020	47.258	44.773	35.989	174.7	48:37.419
23		2:04.537	47.098	42.617	34.822	170.3	50:41.956
24		2:04.533	46.957	42.513	35.063	179.4	52:46.489
25		2:08.311	47.920	43.920	36.471	163.8	54:54.800
26		2:06.116	47.695	43.041	35.380	179.4	57:00.916
27		2:08.719	49.472	44.310	34.937	163.3	59:09.635
28		2:08.682	48.586	44.970	35.126	175.0	1:01:18.317
29		2:06.394	47.879	42.792	35.723	168.7	1:03:24.711
30		2:05.233	47.862	42.582	34.789	173.0	1:05:29.944
31		2:06.233	48.574	42.601	35.058	166.1	1:07:36.177
32		2:04.253	47.114	42.501	34.638	176.4	1:09:40.430
33		2:07.585	48.477	43.500	35.608	173.6	1:11:48.015
34		2:05.555	47.496	42.906	35.153	171.1	1:13:53.570
35		2:09.081	49.625	43.098	36.358	176.1	1:16:02.651
36		2:05.271	47.907	42.141	35.223	167.9	1:18:07.922
37		2:06.922	47.748	43.468	35.706	164.1	1:20:14.844
38		2:05.968	47.228	43.183	35.557	180.0	1:22:20.812
39		2:09.677	51.174	42.852	35.651	164.6	1:24:30.489
40		2:07.929	48.278	43.013	36.638	164.8	1:26:38.418
41		2:14.623	51.773	44.537	38.313	142.8	1:28:53.041
42		2:08.687	49.265	43.216	36.206	169.0	1:31:01.728
43		2:08.194	48.502	44.122	35.570	173.0	1:33:09.922
44		2:05.670	48.337	42.346	34.987	180.0	1:35:15.592
45		6:09.803	48.570	45.572	4:35.661	170.8	1:41:25.395
46		6:42.480	5:16.305	47.501	38.674	83.9	1:48:07.875
47		2:12.981	50.053	45.314	37.614	166.6	1:50:20.856
48		2:12.432	50.596	45.525	36.311	166.4	1:52:33.288
49		2:09.779	48.856	44.387	36.536	175.8	1:54:43.067
50		2:09.608	49.331	43.872	36.405	172.5	1:56:52.675
51		2:10.562	50.491	43.848	36.223	176.4	1:59:03.237
52		2:08.319	49.113	43.377	35.829	173.0	2:01:11.556
53		2:07.923	49.069	43.150	35.704	174.4	2:03:19.479

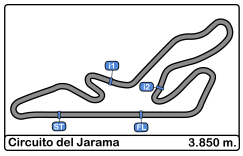

Circuito del Jarama
VI UV Endurance RACE Jarama
Carrera 8 horas resistencia
Lap Analysis

6 CHAMAQUITOS Honda Civic EG4
1 CHAMAQUITOS

Vta.	D	Tiempo	Sector 1	Sector 2	Sector 3	V. Max.	Elapsed
54		2:08.696	50.400	43.116	35.180	168.2	2:05:28.175
55		2:08.065	49.694	43.243	35.128	168.4	2:07:36.240
56		2:07.198	48.499	43.179	35.520	177.6	2:09:43.438
57		2:08.349	49.473	42.929	35.947	177.0	2:11:51.787
58		2:08.401	48.901	43.062	36.438	176.7	2:14:00.188
59		2:08.459	48.682	42.881	36.896	175.8	2:16:08.647
60		2:07.521	48.595	42.926	36.000	175.0	2:18:16.168
61		2:07.731	48.179	43.255	36.297	176.7	2:20:23.899
62		2:08.566	49.672	42.956	35.938	175.3	2:22:32.465
63		2:08.890	49.430	42.956	36.504	177.0	2:24:41.355
64		2:05.749	47.990	42.588	35.171	177.3	2:26:47.104
65		2:09.302	49.127	44.115	36.060	181.2	2:28:56.406
66		2:05.988	48.690	42.168	35.130	178.8	2:31:02.394
67		2:06.583	48.068	42.488	36.027	180.0	2:33:08.977
68		2:05.276	48.200	41.962	35.114	175.3	2:35:14.253
69		2:05.563	47.681	42.628	35.254	180.0	2:37:19.816
70		2:06.943	48.041	43.482	35.420	174.7	2:39:26.759
71		2:06.108	48.249	42.305	35.554	174.1	2:41:32.867
72		2:06.300	48.329	42.434	35.537	174.7	2:43:39.167
73		2:17.829	48.401	42.820	46.608	175.6	2:45:56.996
74		2:08.971	50.283	43.386	35.302	173.0	2:48:05.967
75		2:06.682	48.910	42.308	35.464	175.3	2:50:12.649
76		2:09.975	48.449	43.320	38.206	175.3	2:52:22.624
77		2:25.273	P 50.390	45.685	49.198	160.0	2:54:47.897
78		3:09.501	1:51.068	42.711	35.722	88.5	2:57:57.398
79		2:06.136	48.310	42.183	35.643	176.1	3:00:03.534
80		2:07.163	48.391	42.774	35.998	175.0	3:02:10.697
81		2:07.152	48.706	42.544	35.902	174.4	3:04:17.849
82		2:07.553	49.219	42.336	35.998	174.4	3:06:25.402
83		2:06.815	48.465	42.799	35.551	176.4	3:08:32.217
84		2:06.063	48.102	42.900	35.061	176.7	3:10:38.280
85		2:06.637	48.944	42.360	35.333	178.8	3:12:44.917
86		2:06.177	48.280	42.387	35.510	175.6	3:14:51.094
87		2:05.942	47.630	42.882	35.430	179.7	3:16:57.036
88		2:04.990	47.464	41.860	35.666	178.5	3:19:02.026
89		2:05.836	48.437	42.300	35.099	175.3	3:21:07.862
90		2:05.606	48.156	42.168	35.282	174.7	3:23:13.468
91		2:07.388	48.254	42.353	36.781	173.9	3:25:20.856
92		2:05.223	47.768	41.666	35.789	176.7	3:27:26.079
93		2:07.204	47.881	43.728	35.595	175.6	3:29:33.283
94		6:20.737	P 48.963	42.478	4:49.296	169.0	3:35:54.020
95		7:07.999	5:33.524	50.777	43.698	69.2	3:43:02.019
96		2:22.515	54.684	49.213	38.618	145.7	3:45:24.534
97		2:17.304	51.443	47.602	38.259	165.3	3:47:41.838
98		2:13.130	50.458	44.350	38.322	169.5	3:49:54.968
99		2:12.875	50.011	44.810	38.054	169.0	3:52:07.843
100		2:11.636	49.973	44.741	36.922	166.9	3:54:19.479
101		2:11.188	49.695	44.423	37.070	169.0	3:56:30.667
102		2:10.893	49.395	44.626	36.872	172.8	3:58:41.560
103		2:09.742	49.774	43.422	36.546	170.6	4:00:51.302
104		2:09.861	49.329	44.330	36.202	169.2	4:03:01.163
105		2:08.554	49.280	43.070	36.204	174.7	4:05:09.717
106		2:09.104	48.321	45.266	35.517	175.6	4:07:18.821

6 CHAMAQUITOS Honda Civic EG4
1 CHAMAQUITOS

Vta.	D	Tiempo	Sector 1	Sector 2	Sector 3	V. Max.	Elapsed
107		2:07.654	48.878	43.058	35.718	173.9	4:09:26.475
108		2:07.377	48.520	43.138	35.719	175.0	4:11:33.852
109		2:09.127	48.942	43.940	36.245	173.3	4:13:42.979
110		2:08.521	49.486	42.574	36.461	171.9	4:15:51.500
111		2:09.407	49.085	43.834	36.488	170.6	4:18:00.907
112		2:08.926	49.390	43.507	36.029	171.1	4:20:09.833
113		2:09.870	49.048	44.081	36.741	173.6	4:22:19.703
114		2:10.011	48.790	44.777	36.444	173.3	4:24:29.714
115		2:07.864	48.469	43.069	36.326	173.0	4:26:37.578
116		2:09.128	49.774	43.292	36.062	166.4	4:28:46.706
117		2:07.799	48.675	42.464	36.660	176.7	4:30:54.505
118		2:08.500	49.233	43.136	36.131	171.9	4:33:03.005
119		2:08.082	48.512	43.500	36.070	171.7	4:35:11.087
120		2:09.508	49.404	44.453	35.651	176.1	4:37:20.595
121		2:09.772	48.769	44.122	36.881	172.2	4:39:30.367
122		2:06.984	48.544	42.370	36.070	175.6	4:41:37.351
123		2:08.861	49.177	43.101	36.583	173.3	4:43:46.212
124		2:07.687	48.783	43.179	35.725	174.1	4:45:53.899
125		2:08.681	49.265	43.214	36.202	173.0	4:48:02.580
126		2:07.755	49.245	42.341	36.169	170.8	4:50:10.335
127		2:08.859	49.142	43.657	36.060	171.1	4:52:19.194
128		2:09.258	49.663	43.458	36.137	167.9	4:54:28.452
129		2:08.373	48.755	42.977	36.641	174.4	4:56:36.825
130		2:08.559	49.223	43.399	35.937	172.2	4:58:45.384
131		2:08.619	49.236	43.567	35.816	173.0	5:00:54.003
132		2:08.041	48.607	43.343	36.091	174.1	5:03:02.044
133		2:08.424	49.199	43.375	35.850	171.7	5:05:10.468
134		2:08.748	49.133	44.224	35.391	173.6	5:07:19.216
135		2:09.899	48.433	44.004	37.462	180.0	5:09:29.115
136		3:58.728	P 49.563		4:36.190	175.6	5:13:27.843
137		19:23.016	17:59.483	46.176	37.357	59.7	5:32:50.859
138		2:12.175	50.226	43.920	38.029	162.6	5:35:03.034
139		12:38.549	11:19.067	43.587	35.895	83.5	5:47:41.583
140		2:05.752	47.530	42.957	35.265	175.6	5:49:47.335
141		2:05.657	47.417	42.593	35.647	175.3	5:51:52.992
142		2:04.680	47.046	42.665	34.969	180.6	5:53:57.672
143		2:05.685	47.073	42.982	35.630	181.2	5:56:03.357
144		2:07.716	47.363	43.414	36.939	180.3	5:58:11.073
145		2:10.337	49.439	44.950	35.948	173.0	6:00:21.410
146		2:09.977	48.526	44.982	36.469	166.1	6:02:31.387
147		2:08.765	48.410	44.563	35.792	170.8	6:04:40.152
148		2:10.742	48.029	43.387	39.326	176.1	6:06:50.894
149		5:20.372	P 47.919	43.472	3:48.981	178.2	6:12:11.266
150		4:23.612	3:01.449	44.455	37.708	61.2	6:16:34.878
151		2:12.166	49.501	43.679	38.986	172.2	6:18:47.044
152		2:08.835	49.423	43.526	35.886	165.6	6:20:55.879
153		2:30.187	52.892	53.632	43.663	171.9	6:23:26.066
154		2:55.160	58.392	50.842	1:05.926	122.1	6:26:21.226
155		4:03.776	1:45.124	1:36.853	41.799	56.1	6:30:25.002
156		2:11.870	51.870	44.620	35.380	156.5	6:32:36.872
157		2:08.284	48.038	44.148	36.098	163.3	6:34:45.156
158		2:09.606	49.814	43.887	35.905	173.0	6:36:54.762
159		2:10.041	48.283	46.228	35.530	180.9	6:39:04.803

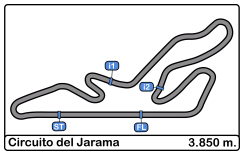

Circuito del Jarama
VI UV Endurance RACE Jarama
Carrera 8 horas resistencia
Lap Analysis

6 CHAMAQUITOS — Honda Civic EG4

1 CHAMAQUITOS

Vta.	D	Tiempo	Sector 1	Sector 2	Sector 3	V. Max.	Elapsed
160		2:08.277	48.729	44.016	35.532	169.0	6:41:13.080
161		2:09.711	49.065	45.664	34.982	165.8	6:43:22.791
162		2:08.361	49.034	43.879	35.448	172.8	6:45:31.152
163		2:07.728	48.085	44.295	35.348	157.4	6:47:38.880
164		2:08.378	47.689	45.344	35.345	179.1	6:49:47.258
165		2:08.108	48.718	43.632	35.758	175.6	6:51:55.366
166		2:07.798	49.480	43.224	35.094	167.7	6:54:03.164
167		2:08.456	47.744	44.534	36.178	181.8	6:56:11.620
168		2:09.217	49.730	43.622	35.865	163.3	6:58:20.837
169		2:10.381	49.923	44.236	36.222	172.8	7:00:31.218
170		2:44.127	P 55.762	54.713	53.652	133.3	7:03:15.345
171		3:00.148	1:36.785	46.947	36.416	72.8	7:06:15.493
172		2:11.608	49.403	45.822	36.383	169.2	7:08:27.101
173		2:07.914	48.467	43.988	35.459	166.4	7:10:35.015
174		2:10.255	48.806	44.389	37.060	173.6	7:12:45.270
175		2:06.288	47.633	42.906	35.749	182.7	7:14:51.558
176		2:07.486	48.256	43.912	35.318	173.6	7:16:59.044
177		2:06.537	47.169	43.808	35.560	175.3	7:19:05.581
178		2:09.297	49.310	45.102	34.885	177.0	7:21:14.878
179		2:05.453	47.278	42.741	35.434	178.5	7:23:20.331
180		2:05.702	47.324	43.029	35.349	175.8	7:25:26.033
181		2:05.205	47.746	42.897	34.562	174.4	7:27:31.238
182		2:04.613	47.147	42.574	34.892	171.7	7:29:35.851
183		2:05.198	46.863	42.986	35.349	178.8	7:31:41.049
184		2:05.676	47.184	42.846	35.646	174.7	7:33:46.725
185		2:03.079	46.544	42.185	34.350	177.0	7:35:49.804
186		2:04.188	47.193	42.835	34.160	167.4	7:37:53.992
187		2:05.787	46.782	44.066	34.939	179.4	7:39:59.779
188		2:06.251	48.377	42.631	35.243	165.6	7:42:06.030
189		2:08.980	47.470	44.626	36.884	172.2	7:44:15.010
190		2:10.207	50.133	43.923	36.151	149.7	7:46:25.217
191		2:05.508	48.637	41.995	34.876	161.6	7:48:30.725
192		2:07.641	48.002	44.193	35.446	180.9	7:50:38.366
193		2:05.167	47.028	42.825	35.314	170.6	7:52:43.533
194		2:04.952	47.089	42.661	35.202	175.8	7:54:48.485
195		2:06.625	47.825	42.891	35.909	174.4	7:56:55.110
196		2:05.907	47.118	43.757	35.032	178.2	7:59:01.017
197		2:10.025	49.408	44.230	36.387	172.2	8:01:11.042
198		2:07.683	47.767	44.071	35.845	169.0	8:03:18.725

7 NATARA SPORT — Honda Civic

1 NATARA SPORT

Vta.	D	Tiempo	Sector 1	Sector 2	Sector 3	V. Max.	Elapsed
1		2:25.420	1:05.569	43.694	36.157	161.1	2:25.420
2		2:07.899	49.006	43.018	35.875	183.0	4:33.319
3		2:08.938	48.928	43.705	36.305	180.3	6:42.257
4		2:10.154	50.596	43.401	36.157	174.7	8:52.411
5		2:08.722	49.146	43.315	36.261	177.0	11:01.133
6		2:08.303	49.138	43.106	36.059	177.6	13:09.436
7		2:26.460	50.351	48.750	47.359	178.2	15:35.896
8		3:12.534	1:17.115	1:07.074	48.345	92.3	18:48.430
9		2:31.139	1:05.888	48.561	36.690	89.2	21:19.569
10		2:07.481	48.975	42.608	35.898	177.6	23:27.050
11		2:07.713	48.739	43.169	35.805	179.4	25:34.763
12		2:09.521	50.398	43.298	35.825	177.6	27:44.284
13		2:10.241	49.535	42.897	37.809	177.0	29:54.525
14		2:08.085	49.387	43.083	35.615	174.4	32:02.610
15		2:08.394	49.192	43.120	36.082	177.9	34:11.004
16		2:09.791	50.272	43.138	36.381	175.6	36:20.795
17		2:09.522	49.263	43.726	36.533	177.3	38:30.317
18		2:08.760	49.154	43.211	36.395	177.3	40:39.077
19		2:11.461	50.278	43.875	37.308	179.7	42:50.538
20		2:08.957	49.724	43.240	35.993	174.7	44:59.495
21		2:09.690	50.489	43.267	35.934	178.8	47:09.185
22		2:09.504	49.978	43.213	36.313	181.8	49:18.689
23		2:08.939	49.455	43.310	36.174	177.6	51:27.628
24		2:10.090	50.219	43.621	36.250	179.7	53:37.718
25		2:09.171	49.351	43.121	36.699	180.0	55:46.889
26		2:09.687	50.304	43.171	36.212	177.3	57:56.576
27		2:09.220	49.660	43.356	36.204	179.1	1:00:05.796
28		2:08.933	49.540	43.030	36.363	178.2	1:02:14.729
29		2:09.145	49.686	42.814	36.645	177.0	1:04:23.874
30		2:08.893	49.538	43.167	36.188	175.6	1:06:32.767
31		2:10.273	49.575	43.919	36.779	177.6	1:08:43.040
32		2:10.023	49.601	44.344	36.078	177.6	1:10:53.063
33		2:09.106	49.303	43.541	36.262	178.2	1:13:02.169
34		2:08.081	49.178	42.783	36.120	181.2	1:15:10.250
35		2:08.379	49.096	43.276	36.007	180.3	1:17:18.629
36		2:08.181	49.197	42.991	35.993	177.3	1:19:26.810
37		2:11.041	49.813	44.149	37.079	180.3	1:21:37.851
38		2:08.561	49.551	42.744	36.266	175.8	1:23:46.412
39		2:08.763	49.661	42.997	36.105	178.8	1:25:55.175
40		2:09.701	49.533	43.494	36.674	180.9	1:28:04.876
41		4:21.828	P 49.769	43.154	2:48.905	178.2	1:32:26.704
42		7:41.861	6:19.670	45.020	37.171	80.0	1:40:08.565
43		2:11.727	49.765	44.363	37.599	170.8	1:42:20.292
44		2:11.231	50.125	44.684	36.422	171.7	1:44:31.523
45		2:10.613	49.844	44.181	36.588	171.1	1:46:42.136
46		2:09.827	49.323	43.877	36.627	173.6	1:48:51.963
47		2:11.418	50.318	44.884	36.216	175.3	1:51:03.381
48		2:11.785	51.201	44.353	36.231	165.8	1:53:15.166
49		2:09.984	49.830	43.828	36.326	174.4	1:55:25.150
50		2:09.684	50.143	43.300	36.241	163.6	1:57:34.834
51		2:09.245	49.634	43.428	36.183	174.1	1:59:44.079
52		2:10.364	49.525	44.354	36.485	170.0	2:01:54.443
53		2:08.886	49.419	43.177	36.290	165.3	2:04:03.329

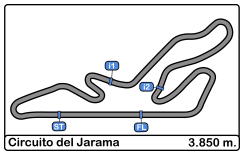

Circuito del Jarama
VI UV Endurance RACE Jarama
Carrera 8 horas resistencia
Lap Analysis

7 NATARA SPORT Honda Civic
1 NATARA SPORT

Vta.	D	Tiempo	Sector 1	Sector 2	Sector 3	V. Max.	Elapsed
54		2:08.113	48.716	43.247	36.150	171.7	2:06:11.442
55		2:08.016	48.819	43.294	35.903	169.2	2:08:19.458
56		2:08.014	48.854	43.299	35.861	177.0	2:10:27.472
57		2:09.249	48.726	43.715	36.808	174.4	2:12:36.721
58		2:08.506	49.073	43.440	35.993	178.2	2:14:45.227
59		2:07.741	49.009	42.943	35.789	167.9	2:16:52.968
60		2:06.751	48.643	42.865	35.243	178.8	2:18:59.719
61		2:09.734	49.879	44.167	35.688	180.6	2:21:09.453
62		2:06.885	48.783	42.638	35.464	180.0	2:23:16.338
63		2:08.108	48.586	43.715	35.807	181.8	2:25:24.446
64		2:09.841	49.196	44.597	36.048	174.1	2:27:34.287
65		2:08.265	49.330	43.161	35.774	165.6	2:29:42.552
66		2:10.015	49.274	44.538	36.203	168.2	2:31:52.567
67		2:08.996	48.929	44.177	35.890	178.2	2:34:01.563
68		2:09.144	48.675	43.798	36.671	177.0	2:36:10.707
69		2:08.019	48.923	42.742	36.354	175.0	2:38:18.726
70		2:08.679	49.124	42.980	36.575	170.8	2:40:27.405
71		2:09.027	49.161	43.769	36.097	165.6	2:42:36.432
72		2:08.380	49.175	43.256	35.949	175.6	2:44:44.812
73		2:08.460	48.783	42.898	36.779	180.0	2:46:53.272
74		2:07.225	49.273	42.255	35.697	172.2	2:49:00.497
75		2:07.076	48.990	42.324	35.762	167.1	2:51:07.573
76		2:07.420	49.151	42.408	35.861	178.2	2:53:14.993
77		2:10.092	49.766	44.024	36.302	171.4	2:55:25.085
78		2:11.624	50.369	44.557	36.698	158.1	2:57:36.709
79		2:11.765	50.439	45.064	36.262	167.7	2:59:48.474
80		2:10.785	50.042	44.530	36.213	168.7	3:01:59.259
81		2:09.055	49.185	43.809	36.061	172.2	3:04:08.314
82		2:09.642	49.426	43.779	36.437	171.7	3:06:17.956
83		2:09.832	49.770	43.983	36.079	169.5	3:08:27.788
84		2:11.594	50.910	44.074	36.610	163.6	3:10:39.382
85		2:11.252	49.656	45.057	36.539	169.5	3:12:50.634
86		2:09.887	49.486	44.245	36.156	174.4	3:15:00.521
87		2:09.594	49.465	43.841	36.288	173.9	3:17:10.115
88		2:10.261	49.275	44.766	36.220	170.3	3:19:20.376
89		2:10.624	50.015	44.301	36.308	173.3	3:21:31.000
90		2:10.760	50.135	44.414	36.211	163.3	3:23:41.760
91		6:26.824	50.154	46.811	4:49.859	167.1	3:30:08.584
92		8:07.598	6:42.173	48.776	36.649	77.5	3:38:16.182
93		2:11.410	49.891	44.436	37.083	173.0	3:40:27.592
94		2:10.775	49.847	44.229	36.699	172.8	3:42:38.367
95		2:10.553	49.888	44.084	36.581	170.8	3:44:48.920
96		2:10.131	49.694	43.665	36.772	175.3	3:46:59.051
97		2:11.270	50.987	43.737	36.546	175.3	3:49:10.321
98		2:11.369	50.786	43.565	37.018	165.1	3:51:21.690
99		2:09.753	49.511	43.785	36.457	175.8	3:53:31.443
100		2:09.654	49.542	43.783	36.329	175.3	3:55:41.097
101		2:11.033	50.210	43.777	37.046	175.6	3:57:52.130
102		2:11.345	50.209	44.410	36.726	170.0	4:00:03.475
103		2:10.021	49.929	43.566	36.526	177.6	4:02:13.496
104		2:09.170	49.429	43.321	36.420	175.3	4:04:22.666
105		2:08.765	49.076	43.330	36.359	179.4	4:06:31.431
106		2:10.097	50.215	43.422	36.460	176.7	4:08:41.528

7 NATARA SPORT Honda Civic
1 NATARA SPORT

Vta.	D	Tiempo	Sector 1	Sector 2	Sector 3	V. Max.	Elapsed
107		2:10.209	49.547	43.912	36.750	176.4	4:10:51.737
108		2:09.965	49.509	43.836	36.620	176.7	4:13:01.702
109		2:10.255	49.936	43.874	36.445	177.0	4:15:11.957
110		2:09.675	49.591	43.353	36.731	177.6	4:17:21.632
111		2:08.958	49.310	43.047	36.601	178.8	4:19:30.590
112		2:09.709	49.559	43.429	36.721	176.1	4:21:40.299
113		2:10.375	49.698	43.514	37.163	176.1	4:23:50.674
114		2:10.328	49.484	44.059	36.785	182.1	4:26:01.002
115		2:10.099	49.648	43.611	36.840	176.7	4:28:11.101
116		2:09.974	50.217	43.282	36.475	176.1	4:30:21.075
117		2:09.891	49.584	43.925	36.382	178.2	4:32:30.966
118		2:09.645	49.652	43.799	36.194	175.3	4:34:40.611
119		2:09.688	49.397	43.624	36.667	179.4	4:36:50.299
120		2:08.828	49.137	43.293	36.398	177.0	4:38:59.127
121		2:09.409	49.352	43.641	36.416	177.0	4:41:08.536
122		2:09.899	49.964	43.783	36.152	174.4	4:43:18.435
123		2:11.576	50.907	43.582	37.087	178.2	4:45:30.011
124		2:10.887	50.161	44.402	36.324	177.3	4:47:40.898
125		2:10.730	50.461	43.678	36.591	177.9	4:49:51.628
126		2:10.850	49.992	43.621	37.237	177.6	4:52:02.478
127		2:11.073	49.748	44.245	37.080	177.3	4:54:13.551
128		2:11.227	49.898	44.173	37.156	176.7	4:56:24.778
129		2:12.933	51.677	44.680	36.576	156.5	4:58:37.711
130		2:09.332	49.261	43.788	36.283	179.7	5:00:47.043
131		2:09.054	48.839	43.831	36.384	183.3	5:02:56.097
132		2:09.198	49.280	43.129	36.789	185.5	5:05:05.295
133		2:12.467	50.567	44.645	37.255	173.6	5:07:17.762
134		2:13.126	51.311	44.832	36.983	169.2	5:09:30.888
135		2:13.369	50.970	44.759	37.640	174.1	5:11:44.257
136		2:11.996	50.508	44.384	37.104	171.1	5:13:56.253
137		2:15.236	50.900	45.471	38.865	165.3	5:16:11.489
138		4:49.926	51.805	44.719	3:13.402	149.7	5:21:01.415
139		10:23.580	9:00.899	45.829	36.852	81.3	5:31:24.995
140		2:12.277	51.788	43.789	36.700	172.2	5:33:37.272
141		2:11.894	51.271	43.873	36.750	165.1	5:35:49.166
142		2:13.174	52.703	44.216	36.255	163.8	5:38:02.340
143		2:10.627	50.990	43.338	36.299	177.6	5:40:12.967
144		2:09.130	49.949	43.311	35.870	171.9	5:42:22.097
145		2:09.197	50.597	42.639	35.961	179.7	5:44:31.294
146		2:08.890	49.709	43.123	36.058	175.3	5:46:40.184
147		2:08.457	49.300	42.938	36.219	179.4	5:48:48.641
148		2:09.238	49.531	43.076	36.631	176.4	5:50:57.879
149		2:08.438	49.273	43.231	35.934	177.3	5:53:06.317
150		2:07.792	49.022	42.636	36.134	174.4	5:55:14.109
151		2:08.041	49.326	42.998	35.717	172.2	5:57:22.150
152		2:07.216	49.033	42.526	35.657	180.6	5:59:29.366
153		2:06.895	48.646	42.269	35.980	178.8	6:01:36.261
154		2:07.973	49.242	42.624	36.107	178.5	6:03:44.234
155		2:08.046	49.107	42.884	36.055	181.8	6:05:52.280
156		2:09.516	49.597	43.998	35.921	161.6	6:08:01.796
157		2:09.535	49.971	43.276	36.288	178.8	6:10:11.331
158		2:09.562	50.213	43.498	35.851	169.8	6:12:20.893
159		2:07.987	49.029	43.170	35.788	176.4	6:14:28.880

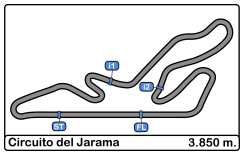

Circuito del Jarama
VI UV Endurance RACE Jarama
Carrera 8 horas resistencia
Lap Analysis

7 NATARA SPORT — Honda Civic

1 — NATARA SPORT

Vta.	D	Tiempo	Sector 1	Sector 2	Sector 3	V. Max.	Elapsed
160		2:08.080	49.114	43.102	35.864	178.8	6:16:36.960
161		2:08.713	49.588	43.006	36.119	182.1	6:18:45.673
162		2:09.573	50.471	43.141	35.961	175.6	6:20:55.246
163		2:28.187	52.068	53.886	42.233	173.9	6:23:23.433
164		2:55.735	57.030	48.164	1:10.541	123.1	6:26:19.168
165		4:03.604	1:46.295	1:35.881	41.428	60.1	6:30:22.772
166		2:10.203	49.646	44.385	36.172	176.1	6:32:32.975
167		2:11.426	50.270	44.111	37.045	174.1	6:34:44.401
168		2:09.593	49.611	44.174	35.808	181.2	6:36:53.994
169		2:10.228	48.931	45.053	36.244	182.4	6:39:04.222
170		2:08.263	49.033	43.422	35.808	178.5	6:41:12.485
171		2:08.109	49.065	43.002	36.042	180.9	6:43:20.594
172		2:08.385	49.192		2:44.427	181.8	6:45:28.979
173		2:10.754	49.966	43.850	36.938	173.6	6:47:39.733
174		2:10.062	50.326	43.171	36.565	180.0	6:49:49.795
175		2:10.821	49.862	44.279	36.680	178.8	6:52:00.616
176		4:26.907	P 49.781	44.264	2:52.862	170.3	6:56:27.523
177		5:51.740	4:28.553	46.584	36.603	87.8	7:02:19.263
178		2:12.077	50.628	44.807	36.642	171.9	7:04:31.340
179		2:10.436	50.190	43.454	36.792	173.3	7:06:41.776
180		2:08.984	50.154	43.297	35.533	178.5	7:08:50.760
181		2:08.040	49.252	43.064	35.724	184.9	7:10:58.800
182		2:15.776	49.359	43.381	43.036	174.7	7:13:14.576
183		2:14.097	52.713	44.737	36.647	160.2	7:15:28.673
184		2:10.954	50.147	44.518	36.289	158.5	7:17:39.627
185		2:09.144	49.624		2:45.433	177.3	7:19:48.771
186		2:10.301	50.118	44.328	35.855	179.1	7:21:59.072
187		2:09.485	49.343	43.921	36.221	180.9	7:24:08.557
188		2:09.071	49.546	43.533	35.992	173.6	7:26:17.628
189		2:09.180	49.608	43.416	36.156	181.5	7:28:26.808
190		2:08.623	49.559	43.094	35.970	180.9	7:30:35.431
191		2:09.816	49.910	43.873	36.033	180.3	7:32:45.247
192		2:09.224	49.956	43.396	35.872	178.8	7:34:54.471
193		2:07.988	49.488	42.850	35.650	177.6	7:37:02.459
194		2:10.472	48.996	44.068	37.408	182.4	7:39:12.931
195		2:09.377	50.348	43.283	35.746	180.0	7:41:22.308
196		2:08.090	49.146	43.078	35.866	181.5	7:43:30.398
197		2:08.700	49.505	43.258	35.937	177.3	7:45:39.098
198		2:10.670	50.468	44.596	35.606	176.4	7:47:49.768
199		2:08.873	49.063		2:44.479	180.9	7:49:58.641
200		2:08.049	49.075	43.451	35.523	177.6	7:52:06.690
201		2:08.000	49.158		2:43.523	179.7	7:54:14.690
202		2:07.939	48.671	43.532	35.736	179.1	7:56:22.629
203		2:07.205	48.898	42.695	35.612	182.1	7:58:29.834
204		2:08.883	49.270		2:44.495	171.9	8:00:38.717
205		2:09.704	49.354	44.272	36.078	174.4	8:02:48.421

8 HLT MK3 — VW Golf MK3

2 — HLT MK3

Vta.	D	Tiempo	Sector 1	Sector 2	Sector 3	V. Max.	Elapsed
1		2:20.439	1:02.637	42.453	35.349	153.1	2:20.439
2		2:05.623	47.597	42.574	35.452	166.9	4:26.062
3		2:05.791	48.188	42.234	35.369	165.3	6:31.853
4		2:05.138	47.678	42.110	35.350	174.1	8:36.991
5		2:04.681	47.604	41.791	35.286	176.1	10:41.672
6		2:05.229	47.658	42.084	35.487	175.0	12:46.901
7		2:08.877	47.631	43.560	37.686	176.4	14:55.778
8		2:21.281	57.166	47.625	36.490	127.0	17:17.059
9		2:56.009	50.770	1:14.073	51.166	145.3	20:13.068
10		2:05.408	48.400	42.022	34.986	168.2	22:18.476
11		2:05.240	48.349	41.813	35.078	171.1	24:23.716
12		2:04.267	47.430	41.638	35.199	176.4	26:27.983
13		2:04.981	47.789	42.018	35.174	176.7	28:32.964
14		2:04.979	47.820	41.859	35.300	175.0	30:37.943
15		2:04.858	47.571	41.964	35.323	177.3	32:42.801
16		2:06.134	48.149	42.321	35.664	168.2	34:48.935
17		2:05.241	48.127	41.855	35.259	175.3	36:54.176
18		2:05.898	47.587	42.761	35.550	177.6	39:00.074
19		2:04.581	47.538	41.736	35.307	177.9	41:04.655
20		2:06.335	48.871	41.826	35.638	177.9	43:10.990
21		2:06.836	48.834	42.248	35.754	153.4	45:17.826
22		2:05.860	47.885	42.409	35.566	175.8	47:23.686
23		2:05.275	48.090	42.039	35.146	177.3	49:28.961
24		2:05.526	47.782	42.508	35.236	176.7	51:34.487
25		2:06.453	47.598	42.381	36.474	177.0	53:40.940
26		2:06.450	47.737	43.460	35.253	173.0	55:47.390
27		2:05.891	48.888	41.642	35.361	177.9	57:53.281
28		2:05.956	47.638	42.899	35.419	179.4	59:59.237
29		2:05.057	47.839	42.006	35.212	175.0	1:02:04.294
30		2:05.752	47.944	42.517	35.291	178.8	1:04:10.046
31		2:05.467	48.119	41.891	35.457	176.7	1:06:15.513
32		2:04.656	47.931	41.624	35.101	173.9	1:08:20.169
33		2:05.274	47.889	42.053	35.332	172.5	1:10:25.443
34		2:08.105	48.660	42.356	37.089	160.2	1:12:33.548
35		2:06.332	49.018	42.012	35.302	175.6	1:14:39.880
36		2:06.091	48.096	42.446	35.549	172.5	1:16:45.971
37		2:05.951	47.971	42.204	35.776	170.3	1:18:51.922
38		2:04.504	47.502	41.749	35.253	176.7	1:20:56.426
39		2:05.303	47.743	42.139	35.421	177.6	1:23:01.729
40		2:05.849	48.167	41.977	35.705	175.6	1:25:07.578
41		2:05.776	48.250	42.151	35.375	167.7	1:27:13.354
42		2:04.946	47.674	41.906	35.366	175.3	1:29:18.300
43		2:05.011	47.663	41.859	35.489	179.7	1:31:23.311
44		2:05.054	47.676	41.867	35.511	179.4	1:33:28.365
45		2:05.214	47.800	42.035	35.379	178.8	1:35:33.579
46		2:06.669	47.975	42.669	36.025	172.2	1:37:40.248
47		7:53.996	P 1:13.688	45.767	5:54.541	166.1	1:45:34.244
48		5:13.777	3:52.938	44.267	36.572	80.8	1:50:48.021
49		2:09.279	49.215	43.323	36.741	165.8	1:52:57.300
50		2:11.933	50.503	44.549	36.881	143.0	1:55:09.233
51		2:08.662	48.731	43.625	36.306	159.0	1:57:17.895
52		2:07.972	48.820	43.036	36.116	165.6	1:59:25.867
53		2:07.636	48.358	42.552	36.726	165.3	2:01:33.503

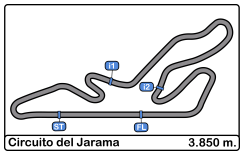

Circuito del Jarama
VI UV Endurance RACE Jarama
Carrera 8 horas resistencia
Lap Analysis

8 HLT MK3 — VW Golf MK3

2 — HLT MK3

Vta.	D	Tiempo	Sector 1	Sector 2	Sector 3	V. Max.	Elapsed
54		2:05.812	48.059	42.354	35.399	165.3	2:03:39.315
55		2:08.670	47.909	42.909	37.852	169.0	2:05:47.985
56		2:09.212	50.954	42.891	35.367	152.9	2:07:57.197
57		2:08.037	47.699	44.978	35.360	166.1	2:10:05.234
58		2:06.103	48.284	42.225	35.594	164.8	2:12:11.337
59		2:06.649	48.264	42.695	35.690	166.4	2:14:17.986
60		2:05.413	48.117	42.230	35.066	168.2	2:16:23.399
61		2:06.979	48.292	42.599	36.088	163.1	2:18:30.378
62		2:06.654	48.065	42.494	36.095	170.6	2:20:37.032
63		2:07.060	48.580	42.992	35.488	161.1	2:22:44.092
64		2:04.833	47.859	41.794	35.180	171.4	2:24:48.925
65		2:06.043	48.277	42.709	35.057	160.2	2:26:54.968
66		2:07.898	50.292	42.104	35.502	164.3	2:29:02.866
67		2:07.298	49.346	42.674	35.278	165.6	2:31:10.164
68		2:05.544	47.868	42.537	35.139	167.1	2:33:15.708
69		2:07.563	48.033	42.750	36.780	171.1	2:35:23.271
70		2:07.960	48.001	42.435	37.524	169.5	2:37:31.231
71		2:08.465	49.202	43.199	36.064	166.4	2:39:39.696
72		2:05.213	47.877	42.127	35.209	176.4	2:41:44.909
73		3:22.729	P 51.380	1:32.141	59.208	167.1	2:45:07.638

9 JDM MOTOR 1 — BMW E30 325i

3 — JDM MOTOR 1

Vta.	D	Tiempo	Sector 1	Sector 2	Sector 3	V. Max.	Elapsed
1		2:14.090	57.969	41.434	34.687	144.7	2:14.090
2		2:05.797	48.769	42.251	34.777	177.9	4:19.887
3		2:08.974	49.760	43.741	35.473	188.4	6:28.861
4		2:05.298	47.926	42.294	35.078	186.2	8:34.159
5		2:04.626	47.920	42.225	34.481	188.4	10:38.785
6		2:04.051	47.512	41.895	34.644	187.8	12:42.836
7		2:09.941	47.646	42.638	39.657	185.8	14:52.777
8		2:19.475	53.722	48.378	37.375	138.2	17:12.252
9		2:58.733	51.326	1:14.805	52.602	145.5	20:10.985
10		2:05.412	49.344	41.653	34.415	166.6	22:16.397
11		2:03.852	47.565	41.799	34.488	190.8	24:20.249
12		2:04.399	47.498	42.057	34.844	185.8	26:24.648
13		2:04.332	47.405	42.009	34.918	186.5	28:28.980
14		2:04.549	47.143	42.243	35.163	186.8	30:33.529
15		2:03.757	47.187	42.162	34.408	190.8	32:37.286
16		2:03.444	47.388	41.508	34.548	186.5	34:40.730
17		2:04.414	47.208	42.157	35.049	188.1	36:45.144
18		2:03.656	47.276	41.965	34.415	189.1	38:48.800
19		2:03.911	47.098	42.131	34.682	189.8	40:52.711
20		2:04.167	47.567	41.930	34.670	190.1	42:56.878
21		2:03.720	47.230	41.417	35.073	189.4	45:00.598
22		2:02.975	47.183	41.428	34.364	188.1	47:03.573
23		2:03.774	46.986	41.853	34.935	191.4	49:07.347
24		2:04.493	47.343	42.025	35.125	186.8	51:11.840
25		2:05.866	48.064	42.592	35.210	186.8	53:17.706
26		2:03.007	47.019	41.268	34.720	186.8	55:20.713
27		2:03.006	47.805	41.160	34.041	177.3	57:23.719
28		2:04.148	47.191	41.796	35.161	184.6	59:27.867
29		2:04.572	48.032	41.702	34.838	188.1	1:01:32.439
30		2:04.097	47.230	42.163	34.704	186.8	1:03:36.536
31		2:05.012	47.804	42.468	34.740	184.9	1:05:41.548
32		2:03.400	47.305	41.587	34.508	181.2	1:07:44.948
33		2:02.424	47.542	40.900	33.982	191.4	1:09:47.372
34		2:03.073	46.798	41.279	34.996	192.5	1:11:50.445
35		2:04.437	48.966	41.353	34.118	150.6	1:13:54.882
36		2:03.347	47.397	41.453	34.497	192.5	1:15:58.229
37		2:02.768	47.011	41.464	34.293	177.9	1:18:00.997
38		2:02.382	46.655	41.583	34.144	188.1	1:20:03.379
39		2:02.716	46.855	41.443	34.418	192.8	1:22:06.095
40		2:02.953	46.752	41.552	34.649	189.8	1:24:09.048
41		2:02.755	46.766	41.689	34.300	189.1	1:26:11.803
42		2:02.848	47.320	41.486	34.042	186.2	1:28:14.651
43		2:02.235	47.050	41.216	33.969	193.8	1:30:16.886
44		2:01.229	46.258	41.151	33.820	192.8	1:32:18.115
45		2:02.669	47.205	40.888	34.576	190.4	1:34:20.784
46		2:03.404	47.494	41.260	34.650	191.4	1:36:24.188
47		2:02.270	47.032	41.155	34.083	182.7	1:38:26.458
48		2:05.265	47.648	43.242	34.375	171.4	1:40:31.723
49		2:03.918	47.472	42.288	34.158	185.2	1:42:35.641
50		2:03.517	47.184	41.566	34.767	189.8	1:44:39.158
51		11:12.191	P 51.415	47.744	9:33.032	175.8	1:55:51.349
52		4:20.800	3:02.551	41.559	36.690	95.1	2:00:12.149
53		2:06.265	49.095	41.783	35.387	179.1	2:02:18.414

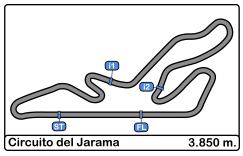

Circuito del Jarama
VI UV Endurance RACE Jarama
Carrera 8 horas resistencia
Lap Analysis

9 JDM MOTOR 1 BMW E30 325i
3 JDM MOTOR 1

Vta.	D	Tiempo	Sector 1	Sector 2	Sector 3	V. Max.	Elapsed
54		2:05.740	48.779	41.320	35.641	167.7	2:04:24.154
55		2:06.054	48.869	41.482	35.703	179.4	2:06:30.208
56		2:04.787	47.981	41.339	35.467	185.8	2:08:34.995
57		2:06.042	48.273	41.800	35.969	181.5	2:10:41.037
58		2:04.751	48.269	41.367	35.115	184.6	2:12:45.788
59		2:07.197	47.981	42.550	36.666	182.7	2:14:52.985
60		2:05.164	47.941	41.880	35.343	188.8	2:16:58.149
61		2:03.807	47.565	41.122	35.120	187.5	2:19:01.956
62		2:05.987	48.536	41.500	35.951	179.1	2:21:07.943
63		2:04.520	48.145	41.181	35.194	184.9	2:23:12.463
64		2:03.719	47.477	40.991	35.251	188.8	2:25:16.182
65		2:05.353	48.082	41.669	35.602	189.1	2:27:21.535
66		2:04.932	47.820	41.897	35.215	187.5	2:29:26.467
67		2:05.507	47.634	41.525	36.348	185.8	2:31:31.974
68		2:05.696	48.652	41.600	35.444	181.8	2:33:37.670
69		2:04.013	47.810	41.181	35.022	187.1	2:35:41.683
70		2:04.292	47.576	41.817	34.899	191.1	2:37:45.975
71		2:04.510	48.068	41.105	35.337	185.5	2:39:50.485
72		2:04.982	48.391	41.565	35.026	186.2	2:41:55.467
73		2:06.958	49.500	42.538	34.920	177.3	2:44:02.425
74		2:05.800	47.376	42.730	35.694	178.2	2:46:08.225
75		2:04.314	48.173	41.356	34.785	182.4	2:48:12.539
76		2:03.295	47.715	41.118	34.462	185.5	2:50:15.834
77		2:05.034	47.300	41.607	36.127	184.6	2:52:20.868
78		2:05.962	47.971	42.662	35.329	177.0	2:54:26.830
79		2:06.174	48.791	42.102	35.281	176.1	2:56:33.004
80		2:03.183	47.691	40.615	34.877	181.8	2:58:36.187
81		2:04.273	47.263	41.837	35.173	175.8	3:00:40.460
82		2:05.539	48.681	41.684	35.174	165.8	3:02:45.999
83		2:04.541	48.109	41.499	34.933	180.3	3:04:50.540
84		2:04.498	48.488	41.121	34.889	182.4	3:06:55.038
85		2:02.705	47.003	40.783	34.919	180.0	3:08:57.743
86		2:02.231	46.813	40.700	34.718	186.2	3:10:59.974
87		2:06.058	49.154	41.961	34.943	182.1	3:13:06.032
88		2:03.578	47.570	41.217	34.791	176.4	3:15:09.610
89		2:03.512	47.412	41.257	34.843	179.4	3:17:13.122
90		2:05.412	47.640	42.953	34.819	169.5	3:19:18.534
91		2:05.937	47.964	43.022	34.951	182.1	3:21:24.471
92		2:05.984	48.432	42.818	34.734	175.8	3:23:30.455
93		2:06.756	48.557	42.744	35.455	177.0	3:25:37.211
94		6:29.783	48.789	43.874	4:57.120	172.5	3:32:06.994
95		5:07.369	3:48.781	43.447	35.141	86.3	3:37:14.363
96		2:05.486	48.179	42.984	34.323	169.8	3:39:19.849
97		2:03.412	47.538	41.552	34.322	171.1	3:41:23.261
98		2:03.101	47.549	41.208	34.344	176.1	3:43:26.362
99		2:03.338	47.585	41.382	34.371	176.4	3:45:29.700
100		2:05.539	48.001	42.637	34.901	174.7	3:47:35.239
101		2:02.409	47.476	40.922	34.011	176.4	3:49:37.648
102		2:02.084	46.861	41.195	34.028	188.8	3:51:39.732
103		2:02.356	46.927	41.053	34.376	185.2	3:53:42.088
104		2:01.419	46.790	40.798	33.831	189.4	3:55:43.507
105		2:03.539	47.876	41.636	34.027	179.7	3:57:47.046
106		2:02.305	46.842	41.753	33.710	181.5	3:59:49.351

9 JDM MOTOR 1 BMW E30 325i
3 JDM MOTOR 1

Vta.	D	Tiempo	Sector 1	Sector 2	Sector 3	V. Max.	Elapsed
107		2:01.626	46.769	40.757	34.100	181.5	4:01:50.977
108		2:01.367	47.061	40.611	33.695	186.5	4:03:52.344
109		2:02.531	47.536	40.709	34.286	171.9	4:05:54.875
110		2:01.966	46.978	40.898	34.090	186.2	4:07:56.841
111		2:01.260	46.831	40.715	33.714	184.6	4:09:58.101
112		2:01.603	46.527	41.219	33.857	190.1	4:11:59.704
113		2:01.416	46.932	40.887	33.597	180.0	4:14:01.120
114		2:02.118	47.259	40.765	34.094	186.2	4:16:03.238
115		2:01.260	46.771	40.927	33.562	183.9	4:18:04.498
116		2:01.441	46.655	40.849	33.937	181.5	4:20:05.939
117		2:01.823	46.958	41.310	33.555	188.8	4:22:07.762
118		2:01.410	46.732	40.780	33.898	184.6	4:24:09.172
119		2:02.599	46.642	41.117	34.840	193.2	4:26:11.771
120		2:01.734	47.015	40.913	33.806	186.2	4:28:13.505
121		2:02.533	47.196	41.214	34.123	182.4	4:30:16.038
122		2:02.373	47.025	40.640	34.708	183.6	4:32:18.411
123		2:02.948	46.753	42.034	34.161	183.9	4:34:21.359
124		2:02.747	46.749	41.388	34.610	184.3	4:36:24.106
125		2:02.375	46.911	41.296	34.168	181.5	4:38:26.481
126		2:02.029	46.445	40.889	34.695	192.8	4:40:28.510
127		2:01.937	47.355	40.651	33.931	191.4	4:42:30.447
128		2:02.735	47.176	40.928	34.631	190.4	4:44:33.182
129		2:03.353	46.992	40.712	35.649	186.2	4:46:36.535
130		2:01.368	47.013	40.437	33.918	189.8	4:48:37.903
131		2:01.893	46.567	40.972	34.354	179.7	4:50:39.796
132		2:03.029	47.279	41.984	33.766	181.8	4:52:42.825
133		2:01.664	46.412	40.864	34.388	194.2	4:54:44.489
134		2:02.210	46.726	41.178	34.306	190.4	4:56:46.699
135		2:01.462	46.948	40.509	34.005	191.4	4:58:48.161
136		2:02.025	46.560	41.378	34.087	185.8	5:00:50.186
137		2:03.294	46.310	42.529	34.455	191.1	5:02:53.480
138		2:03.097	47.253	41.504	34.340	183.6	5:04:56.577
139		4:35.054	47.544	40.831	3:06.679	181.2	5:09:31.631
140		15:09.373	13:48.291	40.527	40.555	94.3	5:24:41.004
141		2:22.983	1:08.566	40.903	33.514	91.9	5:27:03.987
142		2:00.414	45.983	40.554	33.877	192.5	5:29:04.401
143		2:01.702	47.045	40.570	34.087	190.1	5:31:06.103
144		2:00.688	46.026	41.012	33.650	196.3	5:33:06.791
145		1:59.803	46.058	40.183	33.562	192.5	5:35:06.594
146		2:56.273	1:00.962	1:05.357	49.954	189.8	5:38:02.867
147		17:23.538	15:58.661	42.604	42.273	87.0	5:55:26.405
148		2:48.297	1:32.787	41.364	34.146	90.7	5:58:14.702
149		2:03.634	47.523	41.676	34.435	173.0	6:00:18.336
150		2:02.614	47.741	40.801	34.072	177.3	6:02:20.950
151		2:01.825	47.467	40.365	33.993	174.1	6:04:22.775
152		2:01.219	47.094	40.237	33.888	181.2	6:06:23.994
153		2:02.618	47.506	40.909	34.203	180.3	6:08:26.612
154		2:01.800	47.087	40.619	34.094	185.2	6:10:28.412
155		2:02.186	47.479	40.624	34.083	184.6	6:12:30.598
156		2:01.287	46.927	40.583	33.777	185.5	6:14:31.885
157		2:02.442	47.169	41.102	34.171	189.8	6:16:34.327
158		2:00.713	46.873	40.151	33.689	185.2	6:18:35.040
159		2:00.942	46.654	40.124	34.164	191.4	6:20:35.982

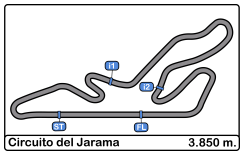

Circuito del Jarama
VI UV Endurance RACE Jarama
Carrera 8 horas resistencia
Lap Analysis

9 JDM MOTOR 1 BMW E30 325i

3 JDM MOTOR 1

Vta.	D	Tiempo	Sector 1	Sector 2	Sector 3	V. Max.	Elapsed
160		2:20.411	48.658	51.819	39.934	168.4	6:22:56.393
161		3:14.991	55.838	57.853	1:21.300	122.4	6:26:11.384
162		4:05.212	1:48.704	1:34.369	42.139	64.6	6:30:16.596
163		2:03.365	47.838	41.906	33.621	176.1	6:32:19.961
164		2:02.144	47.136	40.842	34.166	184.6	6:34:22.105
165		2:02.827	47.219	40.591	35.017	186.2	6:36:24.932
166		2:03.766	48.599	41.464	33.703	187.8	6:38:28.698
167		2:01.097	46.668	40.458	33.971	187.5	6:40:29.795
168		2:02.317	47.632	40.322	34.363	186.2	6:42:32.112
169		2:01.159	46.882	40.118	34.159	187.5	6:44:33.271
170		2:01.333	47.114	40.098	34.121	182.4	6:46:34.604
171		4:52.427	P 47.199	41.419	3:23.809	186.8	6:51:27.031
172		4:20.484	3:05.803	40.693	33.988	90.4	6:55:47.515
173		2:01.721	47.148	40.489	34.084	185.5	6:57:49.236
174		2:05.695	47.703	43.946	34.046	184.9	6:59:54.931
175		2:01.611	46.866	40.666	34.079	189.4	7:01:56.542
176		2:01.326	46.881	40.550	33.895	188.1	7:03:57.868
177		2:01.424	46.791	40.525	34.108	189.4	7:05:59.292
178		2:01.479	46.985	40.348	34.146	190.1	7:08:00.771
179		2:02.002	46.712	40.930	34.360	193.2	7:10:02.773
180		2:02.154	46.856	40.866	34.432	189.4	7:12:04.927
181		2:02.704	47.124	41.252	34.328	185.8	7:14:07.631
182		2:03.475	47.851	40.979	34.645	180.6	7:16:11.106
183		2:02.114	47.220	40.432	34.462	186.2	7:18:13.220
184		2:02.366	47.463	40.486	34.417	183.9	7:20:15.586
185		2:01.081	46.924	40.275	33.882	187.5	7:22:16.667
186		2:03.247	46.971	41.053	35.223	192.5	7:24:19.914
187		2:01.512	46.845	40.543	34.124	187.5	7:26:21.426
188		2:01.217	46.955	40.421	33.841	184.6	7:28:22.643
189		2:01.147	46.855	40.504	33.788	183.3	7:30:23.790
190		2:01.682	47.096	40.789	33.797	189.1	7:32:25.472
191		2:00.467	46.103	40.120	34.244	187.8	7:34:25.939
192		2:00.412	46.334	40.530	33.548	191.8	7:36:26.351
193		2:01.505	47.135	40.414	33.956	181.8	7:38:27.856
194		2:01.235	46.257	40.864	34.114	194.5	7:40:29.091
195		2:01.590	46.878	40.575	34.137	187.1	7:42:30.681
196		2:01.339	47.266	40.278	33.795	189.1	7:44:32.020
197		2:01.310	47.077	40.300	33.933	184.9	7:46:33.330
198		2:21.376	48.261	51.997	41.118	185.5	7:48:54.706
199		2:23.664	53.384	48.552	41.728	140.0	7:51:18.370
200		2:32.384	57.710	52.246	42.428	120.5	7:53:50.754
201		2:38.963	58.435	57.233	43.295	110.4	7:56:29.717
202		2:46.741	1:03.928	57.151	45.662	110.2	7:59:16.458
203		2:47.994	1:01.024	1:00.085	46.885	109.7	8:02:04.452

10 FANSI GARAJE 49 BMW 318ti

2 FANSI GARAJE 49

Vta.	D	Tiempo	Sector 1	Sector 2	Sector 3	V. Max.	Elapsed
1		2:24.403	1:05.875	42.857	35.671	167.7	2:24.403
2		2:04.734	47.890	41.777	35.067	189.8	4:29.137
3		2:04.630	47.443	42.132	35.055	188.4	6:33.767
4		2:05.881	47.880	42.477	35.524	187.5	8:39.648
5		2:05.615	47.689	42.302	35.624	184.9	10:45.263
6		2:07.678	49.572	42.326	35.780	166.4	12:52.941
7		2:12.706	48.146	44.949	39.611	181.5	15:05.647
8		2:16.449	52.523	46.348	37.578	140.0	17:22.096
9		2:53.797	49.983	1:11.548	52.266	156.2	20:15.893
10		2:09.229	48.824	44.343	36.062	178.2	22:25.122
11		2:06.878	48.027	43.083	35.768	178.5	24:32.000
12		2:08.100	49.128	42.822	36.150	176.4	26:40.100
13		2:08.340	48.992	43.303	36.045	176.7	28:48.440
14		2:08.221	48.478	43.389	36.354	177.0	30:56.661
15		2:08.012	48.534	43.401	36.077	176.7	33:04.673
16		2:09.011	49.170	43.693	36.148	175.3	35:13.684
17		2:10.634	50.319	43.819	36.496	174.1	37:24.318
18		2:07.763	48.455	43.228	36.080	177.3	39:32.081
19		2:08.843	49.321	43.333	36.189	175.8	41:40.924
20		2:09.602	48.463	44.447	36.692	177.0	43:50.526
21		2:08.256	48.449	43.463	36.344	175.8	45:58.782
22		2:08.951	49.088	43.686	36.177	172.2	48:07.733
23		2:08.420	48.992	43.502	35.926	175.0	50:16.153
24		2:08.885	48.601	43.244	37.040	176.4	52:25.038
25		2:08.336	48.664	43.558	36.114	174.4	54:33.374
26		2:08.405	48.960	43.420	36.025	175.8	56:41.779
27		2:08.404	49.059	43.439	35.906	174.1	58:50.183
28		2:09.189	49.610	43.506	36.073	176.7	1:00:59.372
29		2:09.286	49.749	43.409	36.128	176.4	1:03:08.658
30		2:10.965	50.805	43.172	36.988	175.8	1:05:19.623
31		2:09.378	48.532	44.724	36.122	177.6	1:07:29.001
32		2:07.956	48.710	43.232	36.014	176.1	1:09:36.957
33		2:12.121	49.552	44.926	37.643	177.0	1:11:49.078
34		2:11.852	51.409	43.897	36.546	178.2	1:14:00.930
35		2:08.387	48.643	43.637	36.107	178.8	1:16:09.317
36		2:09.928	49.367	43.835	36.726	178.8	1:18:19.245
37		2:08.218	48.845	43.107	36.266	175.3	1:20:27.463
38		2:07.724	48.566	43.152	36.006	177.3	1:22:35.187
39		2:08.539	48.980	43.297	36.262	173.6	1:24:43.726
40		2:07.610	48.776	42.848	35.986	178.8	1:26:51.336
41		2:07.873	48.692	43.011	36.170	176.1	1:28:59.209
42		2:09.324	49.324	43.119	36.881	176.4	1:31:08.533
43		2:08.315	48.697	43.437	36.181	175.3	1:33:16.848
44		2:13.483	53.538	43.844	36.101	153.6	1:35:30.331
45		2:09.037	48.993	43.052	36.992	176.7	1:37:39.368
46		2:09.202	48.827	43.865	36.510	172.2	1:39:48.570
47		2:09.385	48.846	44.241	36.298	175.6	1:41:57.955
48		2:07.851	49.003	42.974	35.874	176.1	1:44:05.806
49		2:09.385	48.552	44.681	36.152	175.3	1:46:15.191
50		2:09.721	50.359	43.170	36.192	168.4	1:48:24.912
51		2:10.008	50.084	43.777	36.147	175.8	1:50:34.920
52		2:09.380	50.327	43.277	35.776	176.4	1:52:44.300
53		2:07.873	48.670	43.100	36.103	179.4	1:54:52.173

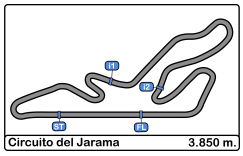

Circuito del Jarama
VI UV Endurance RACE Jarama
Carrera 8 horas resistencia
Lap Analysis

10 FANSI GARAJE 49 BMW 318ti
2 FANSI GARAJE 49

Vta.	D	Tiempo	Sector 1	Sector 2	Sector 3	V. Max.	Elapsed
54		2:07.579	48.671	43.186	35.722	180.0	1:56:59.752
55	P	10:05.455	50.408	43.806	8:31.241	178.5	2:07:05.207
56		6:31.271	5:09.526	45.100	36.645	83.3	2:13:36.478
57		2:11.712	49.701	44.337	37.674	174.7	2:15:48.190
58		2:12.454	52.218	44.356	35.880	173.3	2:18:00.644
59		2:13.820	51.215	44.558	38.047	174.7	2:20:14.464
60		2:11.506	51.349	44.065	36.092	175.6	2:22:25.970
61		2:10.686	50.849	43.769	36.068	171.4	2:24:36.656
62		2:08.956	48.824	44.040	36.092	175.3	2:26:45.612
63		2:15.645	51.044	46.013	38.588	171.7	2:29:01.257
64		2:15.791	54.142	45.682	35.967	158.8	2:31:17.048
65		2:07.957	48.639	43.365	35.953	176.1	2:33:25.005
66		2:08.187	49.013	43.423	35.751	175.3	2:35:33.192
67		2:08.185	48.625	43.629	35.931	176.1	2:37:41.377
68		2:10.235	49.077	43.777	37.381	171.9	2:39:51.612
69		2:11.347	49.247	45.793	36.307	176.7	2:42:02.959
70		2:09.526	49.226	44.003	36.297	175.8	2:44:12.485
71		2:10.616	49.096	43.899	37.621	174.1	2:46:23.101
72		2:13.611	51.638	44.768	37.205	163.1	2:48:36.712
73		2:10.433	50.370	43.869	36.194	168.7	2:50:47.145
74		2:10.325	50.084	43.528	36.713	165.3	2:52:57.470
75		2:08.790	49.058	43.669	36.063	174.1	2:55:06.260
76		2:07.895	48.874	43.140	35.881	174.4	2:57:14.155
77		2:09.611	49.517	43.993	36.101	178.2	2:59:23.766
78		2:07.606	48.497	43.245	35.864	177.3	3:01:31.372
79		2:09.039	49.351	43.530	36.158	171.1	3:03:40.411
80		2:14.084	50.175	45.578	38.331	175.8	3:05:54.495
81		2:08.413	49.532	43.366	35.515	179.7	3:08:02.908
82		2:08.658	48.618	43.924	36.116	176.4	3:10:11.566
83		2:12.393	49.751	45.083	37.559	176.7	3:12:23.959
84		2:08.893	48.619	43.844	36.430	174.1	3:14:32.852
85		2:08.180	48.411	43.713	36.056	175.0	3:16:41.032
86		2:11.081	49.660	44.557	36.864	175.6	3:18:52.113
87		2:10.805	49.622	43.930	37.253	173.6	3:21:02.918
88		2:10.541	49.753	44.108	36.680	173.3	3:23:13.459
89		2:14.647	52.074	45.377	37.196	170.6	3:25:28.106
90		2:12.194	49.349	43.984	38.861	173.6	3:27:40.300
91		2:11.150	50.139	44.038	36.973	170.8	3:29:51.450
92		2:09.370	49.204	43.599	36.567	172.5	3:32:00.820
93		2:10.608	49.740	43.952	36.916	172.2	3:34:11.428
94		2:13.219	49.979	46.094	37.146	172.2	3:36:24.647
95		2:10.471	49.567	43.912	36.992	171.7	3:38:35.118
96		2:10.641	49.666	44.083	36.892	173.0	3:40:45.759
97		2:12.531	49.540	44.413	38.578	175.6	3:42:58.290
98		2:13.395	52.644	44.396	36.355	170.8	3:45:11.685
99		2:09.894	49.024	43.874	36.996	174.7	3:47:21.579
100		2:09.982	49.349	43.861	36.772	174.4	3:49:31.561
101		2:11.459	49.762	44.912	36.785	173.9	3:51:43.020
102		2:09.668	49.094	43.666	36.908	175.0	3:53:52.688
103		2:11.329	50.596	43.939	36.794	170.8	3:56:04.017
104		2:09.593	49.830	43.914	35.849	173.6	3:58:13.610
105		2:08.237	49.140	43.356	35.741	173.9	4:00:21.847
106	P	5:49.515	49.700	43.217	4:16.598	173.9	4:06:11.362

10 FANSI GARAJE 49 BMW 318ti
2 FANSI GARAJE 49

Vta.	D	Tiempo	Sector 1	Sector 2	Sector 3	V. Max.	Elapsed
107		7:09.803	5:48.397	45.074	36.332	78.3	4:13:21.165
108		2:08.923	49.709	43.338	35.876	165.6	4:15:30.088
109		2:08.223	48.926	43.384	35.913	174.7	4:17:38.311
110		2:07.231	48.414	42.907	35.910	174.4	4:19:45.542
111		2:07.985	48.707	43.232	36.046	177.3	4:21:53.527
112		2:07.074	48.747	42.767	35.560	171.1	4:24:00.601
113		2:08.001	49.093	42.979	35.929	172.5	4:26:08.602
114		2:08.786	50.820	42.539	35.427	172.8	4:28:17.388
115		2:07.634	49.103	42.731	35.800	176.4	4:30:25.022
116		2:07.464	48.691	42.464	36.309	175.3	4:32:32.486
117		2:06.670	48.399	42.779	35.492	176.1	4:34:39.156
118		2:07.301	48.852	42.839	35.610	174.7	4:36:46.457
119		2:07.268	48.633	42.654	35.981	175.0	4:38:53.725
120		2:08.599	49.047	43.504	36.048	171.4	4:41:02.324
121		2:08.660	49.434	43.446	35.780	168.7	4:43:10.984
122		2:07.893	49.402	42.815	35.676	164.6	4:45:18.877
123		2:07.980	49.506	42.870	35.604	156.9	4:47:26.857
124		2:08.154	49.660	43.243	35.251	174.4	4:49:35.011
125		2:08.301	49.702	43.161	35.438	179.1	4:51:43.312
126		2:09.015	50.068	43.063	35.884	160.7	4:53:52.327
127		2:07.484	48.682	42.964	35.838	175.3	4:55:59.811
128		2:07.402	49.051	42.876	35.475	167.1	4:58:07.213
129		2:09.113	50.171	43.058	35.884	178.5	5:00:16.326
130		2:09.376	48.878	45.060	35.438	176.7	5:02:25.702
131		2:08.768	48.620	43.901	36.247	178.5	5:04:34.470
132		2:08.406	49.040	43.702	35.664	166.6	5:06:42.876
133		2:08.134	48.877	43.490	35.767	178.2	5:08:51.010
134		2:09.151	49.635	43.386	36.130	174.1	5:11:00.161
135		2:10.899	49.148	44.897	36.854	173.0	5:13:11.060
136		2:08.614	49.350	43.311	35.953	176.1	5:15:19.674
137		2:08.356	49.039	43.408	35.909	176.1	5:17:28.030
138		2:09.327	49.253	44.162	35.912	175.8	5:19:37.357
139		2:08.797	49.501	43.402	35.894	175.6	5:21:46.154
140		2:08.966	49.201	43.681	36.084	174.1	5:23:55.120
141		2:09.112	49.469	43.375	36.268	166.6	5:26:04.232
142		2:09.325	49.630	43.420	36.275	172.8	5:28:13.557
143		2:09.806	48.786	44.851	36.169	170.0	5:30:23.363
144		2:08.885	48.542	43.463	36.880	177.6	5:32:32.248
145		2:08.122	49.182	42.985	35.955	173.9	5:34:40.370
146		2:09.720	49.271	43.369	37.080	178.8	5:36:50.090
147		2:11.125	51.664	43.172	36.289	176.4	5:39:01.215
148		2:09.424	49.215	44.454	35.755	175.6	5:41:10.639
149		2:09.219	49.922	43.394	35.903	173.3	5:43:19.858
150		2:07.939	49.085	42.898	35.956	177.6	5:45:27.797
151	P	5:26.008	49.399	43.390	3:53.219	178.8	5:50:53.805
152		10:49.854	9:26.957	46.594	36.303	66.7	6:01:43.659
153		2:08.891	48.584	44.163	36.144	176.7	6:03:52.550
154		2:08.109	48.900	43.634	35.575	165.3	6:06:00.659
155		2:07.215	48.083	43.097	36.035	178.5	6:08:07.874
156		2:07.298	48.282	43.384	35.632	175.3	6:10:15.172
157		2:07.174	47.896	43.504	35.774	177.6	6:12:22.346
158		2:07.296	47.844	43.376	36.076	180.3	6:14:29.642
159		2:07.939	48.663	43.785	35.491	181.8	6:16:37.581

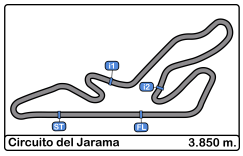

Circuito del Jarama
VI UV Endurance RACE Jarama
Carrera 8 horas resistencia
Lap Analysis

10 FANSI GARAJE 49 BMW 318ti

2 FANSI GARAJE 49

Vta.	D	Tiempo	Sector 1	Sector 2	Sector 3	V. Max.	Elapsed
160		2:07.595	47.727	43.495	36.373	183.0	6:18:45.176
161		2:07.197	48.380	43.025	35.792	175.0	6:20:52.373
162		2:15.599	50.884	47.309	37.406	175.0	6:23:07.972
163		3:08.912	53.655	52.554	1:22.703	134.4	6:26:16.884
164		4:00.728	1:46.270	1:35.777	38.681	65.0	6:30:17.612
165		2:12.218	51.028	44.886	36.304	174.4	6:32:29.830
166		2:10.456	49.268	44.989	36.199	175.8	6:34:40.286
167		2:09.218	48.053	45.070	36.095	180.6	6:36:49.504
168		2:08.822	49.329	43.647	35.846	180.9	6:38:58.326
169		2:07.118	48.105	43.464	35.549	179.4	6:41:05.444
170		2:10.329	51.375	43.365	35.589	179.1	6:43:15.773
171		2:07.072	48.057	43.403	35.612	178.8	6:45:22.845
172		2:08.125	48.112	43.647	36.366	179.7	6:47:30.970
173		2:09.953	48.488		2:46.319	179.4	6:49:40.923
174		2:08.566	49.220	43.186	36.160	178.2	6:51:49.489
175		2:06.503	47.850	43.420	35.233	177.3	6:53:55.992
176		2:08.324	48.567	44.573	35.184	178.8	6:56:04.316
177		2:08.435	49.620	43.260	35.555	182.1	6:58:12.751
178		2:06.676	47.672	43.542	35.462	180.3	7:00:19.427
179		2:07.244	48.114	43.180	35.950	180.0	7:02:26.671
180		2:10.769	51.295		2:46.719	178.2	7:04:37.440
181		2:06.694	48.091	43.271	35.332	181.2	7:06:44.134
182		2:07.407	48.227		2:42.739	181.5	7:08:51.541
183		2:08.006	48.874	43.557	35.575	182.7	7:10:59.547
184		2:12.532	48.866	44.032	39.634	181.2	7:13:12.079
185		2:07.477	48.732	43.337	35.408	176.4	7:15:19.556
186		2:08.993	49.321		2:44.401	176.1	7:17:28.549
187		2:08.448	49.123	43.578	35.747	176.7	7:19:36.997
188	P	2:17.620	48.932	44.763	43.925	177.6	7:21:54.617
189		5:20.119	3:58.060	46.227	35.832	84.3	7:27:14.736
190		2:09.552	49.405	44.803	35.344	176.1	7:29:24.288
191		2:08.869	48.197	44.750	35.922	181.2	7:31:33.157
192		2:07.727	48.247		2:43.649	179.4	7:33:40.884
193		2:08.690	49.822		4:52.339	180.6	7:35:49.574
194		2:08.780	48.877	44.318	35.585	176.7	7:37:58.354
195		2:08.810	48.748	43.729	36.333	177.6	7:40:07.164
196		2:07.849	48.416	43.751	35.682	179.1	7:42:15.013
197		2:07.441	48.981		2:43.123	180.6	7:44:22.454
198		2:07.171	48.306	43.581	35.284	182.4	7:46:29.625
199		2:10.635	49.544	43.883	37.208	183.9	7:48:40.260
200		2:12.520	50.417		2:49.728	153.1	7:50:52.780
201		2:07.349	48.434	43.288	35.627	175.8	7:53:00.129
202		2:06.969	47.880	43.450	35.639	179.1	7:55:07.098
203		2:06.423	48.048	43.203	35.172	180.3	7:57:13.521
204		2:08.434	47.775	44.500	36.159	181.8	7:59:21.955
205		2:07.483	48.085		2:43.642	180.3	8:01:29.438

11 M&M RACING TEAM BMW E30 325i

3 M&M RACING TEAM

Vta.	D	Tiempo	Sector 1	Sector 2	Sector 3	V. Max.	Elapsed
1		2:07.973	55.391	39.587	32.995	162.8	2:07.973
2		1:58.134	45.716	39.251	33.167	186.2	4:06.107
3		1:57.689	45.369	39.261	33.059	196.7	6:03.796
4		1:58.551	45.613	39.692	33.246	196.7	8:02.347
5		1:58.612	45.265	40.029	33.318	198.8	10:00.959
6		1:59.609	46.261	40.058	33.290	198.8	12:00.568
7		1:58.855	45.359	40.225	33.271	197.0	13:59.423
8		2:04.112	45.750	42.099	36.263	195.6	16:03.535
9		3:54.127	1:19.966	1:43.933	50.228	146.1	19:57.662
10		1:57.857	45.083	39.692	33.082	192.1	21:55.519
11		1:59.004	46.367	39.513	33.124	193.2	23:54.523
12		1:58.345	45.762	39.526	33.057	196.7	25:52.868
13		1:58.548	44.828	40.365	33.355	189.8	27:51.416
14		2:00.323	46.203	40.482	33.638	182.1	29:51.739
15		1:58.725	45.179	39.944	33.602	201.4	31:50.464
16		2:01.851	45.779	42.118	33.954	187.5	33:52.315
17		1:58.752	45.422	39.745	33.585	190.4	35:51.067
18		1:58.489	45.837	39.447	33.205	184.3	37:49.556
19		1:58.826	45.562	39.772	33.492	191.8	39:48.382
20		1:58.407	45.295	39.731	33.381	197.8	41:46.789
21		1:59.951	45.493	40.687	33.771	191.4	43:46.740
22		1:59.090	45.179	40.302	33.609	201.4	45:45.830
23		2:01.051	46.655	40.763	33.633	196.3	47:46.881
24		1:59.786	45.894	40.123	33.769	187.8	49:46.667
25		2:00.178	46.339	40.187	33.652	189.1	51:46.845
26		2:00.424	45.956	40.643	33.825	180.3	53:47.269
27		2:00.978	46.094	41.392	33.492	176.1	55:48.247
28		2:01.043	47.587	39.846	33.610	171.4	57:49.290
29		2:00.709	45.862	40.393	34.454	189.8	59:49.999
30		1:59.930	46.032	40.214	33.684	193.5	1:01:49.929
31		2:00.658	46.356	40.378	33.924	181.8	1:03:50.587
32		1:59.218	45.669	40.117	33.432	194.5	1:05:49.805
33		1:59.814	45.796	40.067	33.951	194.9	1:07:49.619
34		2:00.436	45.936	40.079	34.421	184.6	1:09:50.055
35		2:00.915	46.379	40.554	33.982	180.9	1:11:50.970
36		1:59.750	45.917	40.510	33.323	181.5	1:13:50.720
37		2:01.430	47.068	40.845	33.517	190.8	1:15:52.150
38		1:59.172	45.529	40.357	33.286	198.5	1:17:51.322
39		1:59.681	45.796	39.980	33.905	190.8	1:19:51.003
40		2:00.900	46.059	40.654	34.187	187.8	1:21:51.903
41		2:01.703	46.977	41.030	33.696	186.8	1:23:53.606
42		1:59.983	45.945	40.296	33.742	180.3	1:25:53.589
43		1:59.861	46.017	40.390	33.454	187.1	1:27:53.450
44		1:59.293	45.311	40.324	33.658	189.1	1:29:52.743
45		1:59.192	45.786	39.841	33.565	193.8	1:31:51.935
46		2:02.537	48.335	40.237	33.965	172.5	1:33:54.472
47		1:59.864	46.805	39.557	33.502	179.1	1:35:54.336
48		1:59.212	45.662	39.902	33.648	192.1	1:37:53.548
49		2:00.613	45.907	41.267	33.439	190.4	1:39:54.161
50		2:02.257	45.992	41.094	35.171	186.2	1:41:56.418
51		1:59.723	45.883	40.431	33.409	192.8	1:43:56.141
52		2:00.756	46.048	41.010	33.698	189.4	1:45:56.897
53		2:01.937	47.077	40.462	34.398	184.6	1:47:58.834

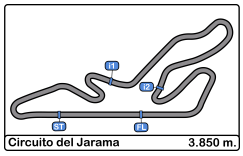

Circuito del Jarama
VI UV Endurance RACE Jarama
Carrera 8 horas resistencia
Lap Analysis

11 M&M RACING TEAM BMW E30 325i
3 M&M RACING TEAM

Vta.	D	Tiempo	Sector 1	Sector 2	Sector 3	V. Max.	Elapsed
54		2:02.042	46.246	41.525	34.271	186.2	1:50:00.876
55		7:48.842	46.086	41.867	6:20.889	186.5	1:57:49.718
56		3:42.614	2:27.208	40.588	34.818	87.0	2:01:32.332
57		2:03.048	46.847	41.186	35.015	185.2	2:03:35.380
58		2:04.126	47.642	41.791	34.693	187.5	2:05:39.506
59		2:02.738	47.196	41.128	34.414	189.1	2:07:42.244
60		2:02.426	46.993	41.619	33.814	189.4	2:09:44.670
61		2:01.741	47.617	40.477	33.647	178.2	2:11:46.411
62		2:04.148	46.992	41.246	35.910	186.5	2:13:50.559
63		2:00.832	47.249	40.217	33.366	171.9	2:15:51.391
64		2:01.823	48.165	40.449	33.209	167.1	2:17:53.214
65		2:00.203	45.981	40.201	34.021	184.3	2:19:53.417
66		2:01.599	47.304	40.463	33.832	187.5	2:21:55.016
67		2:02.625	47.140	40.868	34.617	197.4	2:23:57.641
68		2:00.781	46.910	40.424	33.447	192.5	2:25:58.422
69		1:59.047	45.546	39.843	33.658	201.8	2:27:57.469
70		1:59.228	46.018	39.781	33.429	195.6	2:29:56.697
71		1:59.597	46.420	39.978	33.199	194.9	2:31:56.294
72		2:00.992	46.836	40.046	34.110	177.9	2:33:57.286
73		2:01.947	46.016	41.247	34.684	197.0	2:35:59.233
74		2:00.560	46.177	40.527	33.856	194.9	2:37:59.793
75		1:58.855	45.713	39.820	33.322	191.1	2:39:58.648
76		1:59.391	45.838	39.875	33.678	194.9	2:41:58.039
77		2:00.083	46.176	40.027	33.880	183.3	2:43:58.122
78		2:02.230	45.565	39.272	37.393	189.4	2:46:00.352
79		2:01.082	46.578	41.055	33.449	190.1	2:48:01.434
80		1:59.144	45.573	39.131	34.440	197.8	2:50:00.578
81		1:59.954	46.624	39.958	33.372	196.3	2:52:00.532
82		1:59.700	46.203	39.681	33.816	193.8	2:54:00.232
83		1:58.266	45.977	39.243	33.046	193.2	2:55:58.498
84		1:58.915	45.931	40.007	32.977	187.8	2:57:57.413
85		1:58.105	45.663	39.450	32.992	198.5	2:59:55.518
86		2:00.778	45.622	41.523	33.633	201.4	3:01:56.296
87		1:58.697	45.844	39.788	33.065	199.2	3:03:54.993
88		2:01.528	45.933	41.685	33.910	201.4	3:05:56.521
89		1:59.454	46.490	39.637	33.327	194.2	3:07:55.975
90		1:59.419	46.176	39.892	33.351	191.4	3:09:55.394
91		1:59.252	45.359	40.881	33.012	198.5	3:11:54.646
92		1:58.898	45.416	39.854	33.628	202.2	3:13:53.544
93		2:00.191	46.141	40.497	33.553	194.5	3:15:53.735
94		4:21.707	46.114	39.893	2:55.700	186.8	3:20:15.442
95		4:45.672	3:30.804	40.197	34.671	85.5	3:25:01.114
96		2:00.636	47.004	40.145	33.487	196.3	3:27:01.750
97		1:59.337	46.078	39.616	33.643	185.8	3:29:01.087
98		2:00.019	46.355	40.172	33.492	189.8	3:31:01.106
99		1:59.050	45.994	39.638	33.418	188.1	3:33:00.156
100		1:58.608	45.753	39.642	33.213	196.3	3:34:58.764
101		1:59.065	45.722	39.913	33.430	197.0	3:36:57.829
102		1:58.896	46.254	39.668	32.974	182.4	3:38:56.725
103		1:58.436	45.599	39.660	33.177	197.0	3:40:55.161
104		2:02.316	46.570	41.149	34.597	188.4	3:42:57.477
105		2:01.352	46.332	41.061	33.959	186.2	3:44:58.829
106		2:00.031	46.165	39.638	34.228	192.8	3:46:58.860

11 M&M RACING TEAM BMW E30 325i
3 M&M RACING TEAM

Vta.	D	Tiempo	Sector 1	Sector 2	Sector 3	V. Max.	Elapsed
107		1:57.962	45.540	39.377	33.045	190.4	3:48:56.822
108		2:01.332	46.813	41.101	33.418	191.8	3:50:58.154
109		1:59.677	45.740	39.970	33.967	191.1	3:52:57.831
110		2:00.180	45.968	40.769	33.443	185.8	3:54:58.011
111		1:59.291	45.442	39.572	34.277	192.1	3:56:57.302
112		2:00.996	46.372	40.428	34.196	179.7	3:58:58.298
113		1:59.692	45.782	40.241	33.669	192.8	4:00:57.990
114		1:59.801	46.134	40.104	33.563	182.1	4:02:57.791
115		2:01.387	46.155	40.904	34.328	195.6	4:04:59.178
116		2:01.753	46.118	40.758	34.877	186.5	4:07:00.931
117		2:00.737	46.004	39.993	34.740	188.4	4:09:01.668
118		2:02.681	46.868	41.828	33.985	174.4	4:11:04.349
119		2:03.882	46.639	42.162	35.081	183.6	4:13:08.231
120		2:02.282	46.734	41.531	34.017	173.9	4:15:10.513
121		2:01.621	46.440	41.019	34.162	186.8	4:17:12.134
122		2:03.069	46.547	42.136	34.386	183.3	4:19:15.203
123		2:01.890	47.931	40.766	33.193	185.2	4:21:17.093
124		1:58.308	45.450	39.804	33.054	180.9	4:23:15.401
125		1:59.341	45.051	40.268	34.022	196.7	4:25:14.742
126		2:00.881	46.409	40.344	34.128	192.1	4:27:15.623
127		2:00.593	46.228	40.570	33.795	192.1	4:29:16.216
128		2:01.958	46.679	41.417	33.862	186.2	4:31:18.174
129		1:58.207	44.956	40.006	33.245	197.0	4:33:16.381
130		1:59.247	45.687	39.804	33.756	199.2	4:35:15.628
131		2:02.880	46.664	42.384	33.832	190.4	4:37:18.508
132		2:01.007	46.615	40.535	33.857	180.3	4:39:19.515
133		2:00.547	46.749	40.054	33.744	183.9	4:41:20.062
134		2:01.689	46.595	41.028	34.066	188.8	4:43:21.751
135		2:01.485	46.496	40.595	34.394	192.1	4:45:23.236
136		2:04.748	48.312	41.854	34.582	161.1	4:47:27.984
137		2:05.826	48.660	42.255	34.911	169.5	4:49:33.810
138		2:03.315	48.312	40.920	34.083	163.6	4:51:37.125
139		2:04.870	49.253	41.036	34.581	175.3	4:53:41.995
140		2:04.714	46.251	43.258	35.205	186.2	4:55:46.709
141		8:25.369	49.965	42.353	6:53.051	154.2	5:04:12.078
142		3:39.032	2:23.872	41.261	33.899	93.4	5:07:51.110
143		2:02.812	46.886	41.563	34.363	178.2	5:09:53.922
144		2:03.126	47.032	41.543	34.551	177.6	5:11:57.048
145		2:05.140	47.818	42.834	34.488	175.3	5:14:02.188
146		2:05.405	47.753	42.338	35.314	188.8	5:16:07.593
147		2:04.964	47.366	42.252	35.346	176.1	5:18:12.557
148		2:03.294	47.007	41.663	34.624	189.8	5:20:15.851
149		2:02.172	46.748	40.977	34.447	182.4	5:22:18.023
150		2:02.946	47.215	40.975	34.756	179.7	5:24:20.969
151		2:01.810	46.864	41.253	33.693	191.4	5:26:22.779
152		2:00.925	46.206	40.622	34.097	180.6	5:28:23.704
153		2:00.277	46.066	40.642	33.569	186.8	5:30:23.981
154		2:01.721	46.461	41.236	34.024	185.2	5:32:25.702
155		2:05.522	48.613	41.606	35.303	187.5	5:34:31.224
156		2:02.246	46.787	41.381	34.078	185.5	5:36:33.470
157		2:01.674	46.679	40.632	34.363	182.4	5:38:35.144
158		2:01.291	46.530	40.816	33.945	185.8	5:40:36.435
159		2:01.908	46.409	41.068	34.431	180.6	5:42:38.343

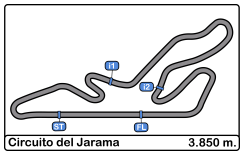

Circuito del Jarama
VI UV Endurance RACE Jarama
Carrera 8 horas resistencia
Lap Analysis

11 M&M RACING TEAM BMW E30 325i

3 M&M RACING TEAM

Vta.	D	Tiempo	Sector 1	Sector 2	Sector 3	V. Max.	Elapsed
160		2:01.998	46.644	40.851	34.503	178.2	5:44:40.341
161		2:01.455	46.670	41.126	33.659	188.1	5:46:41.796
162		2:01.239	46.435	40.843	33.961	187.8	5:48:43.035
163		2:02.113	47.460	41.100	33.553	174.7	5:50:45.148
164		2:00.989	46.234	40.761	33.994	178.5	5:52:46.137
165		2:01.724	46.285	40.902	34.537	186.5	5:54:47.861
166		2:02.602	47.570	40.657	34.375	183.6	5:56:50.463
167		2:02.716	46.970	41.136	34.610	175.8	5:58:53.179
168		2:02.751	47.237	41.428	34.086	175.0	6:00:55.930
169		2:01.158	46.199	40.779	34.180	189.4	6:02:57.088
170		2:00.734	46.149	40.772	33.813	187.1	6:04:57.822
171		2:00.095	45.577	40.427	34.091	193.8	6:06:57.917
172		2:02.234	46.000	40.839	35.395	182.1	6:09:00.151
173		2:01.794	46.827	40.498	34.469	180.9	6:11:01.945
174		2:03.348	46.700	41.844	34.804	187.8	6:13:05.293
175		2:01.857	46.567	41.769	33.521	177.3	6:15:07.150
176		2:01.936	46.325	41.464	34.147	195.6	6:17:09.086
177		2:01.337	46.373	40.830	34.134	180.3	6:19:10.423
178		2:01.466	46.122	40.926	34.418	181.2	6:21:11.889
179		7:53.441	52.794	58.652	6:01.995	151.0	6:29:05.330
180		2:33.350	1:16.131	42.473	34.746	78.5	6:31:38.680
181		2:02.674	46.932	41.354	34.388	164.8	6:33:41.354
182		2:03.453	46.792	41.948	34.713	174.7	6:35:44.807
183		2:04.526	47.270	42.172	35.084	171.1	6:37:49.333
184		2:04.315	48.175	42.208	33.932	174.7	6:39:53.648
185		2:03.000	48.777	40.744	33.479	177.0	6:41:56.648
186		2:00.985	46.121	41.148	33.716	184.9	6:43:57.633
187		2:01.953	45.974	41.498	34.481	188.4	6:45:59.586
188		2:03.105	46.769	42.085	34.251	156.0	6:48:02.691
189		2:02.727	46.824	41.610	34.293	180.0	6:50:05.418
190		2:03.749	46.561	41.892	35.296	169.2	6:52:09.167
191		2:06.669	47.981	42.936	35.752	171.9	6:54:15.836
192		2:03.088	46.962		2:38.840	180.0	6:56:18.924
193		2:04.498	47.687	42.424	34.387	178.5	6:58:23.422
194		2:01.940	46.541	41.285	34.114	183.9	7:00:25.362
195		2:01.927	46.552	40.846	34.529	171.7	7:02:27.289
196		2:04.815	46.490	43.001	35.324	173.0	7:04:32.104
197		2:04.540	47.394	41.919	35.227	184.6	7:06:36.644
198		2:01.056	46.103	41.130	33.823	196.7	7:08:37.700
199		2:01.377	45.982	40.797	34.598	177.6	7:10:39.077
200		2:04.259	46.567	43.271	34.421	184.9	7:12:43.336
201		2:01.933	46.202	41.375	34.356	190.8	7:14:45.269
202		2:01.553	46.095	41.223	34.235	186.8	7:16:46.822
203		2:01.298	46.236	40.904	34.158	183.3	7:18:48.120
204		2:02.062	46.248	41.419	34.395	191.4	7:20:50.182
205		2:02.880	46.444	41.704	34.732	188.1	7:22:53.062
206		2:01.780	46.591	41.139	34.050	178.5	7:24:54.842
207		2:02.598	47.151	41.431	34.016	179.1	7:26:57.440
208		2:03.505	46.731	41.801	34.973	168.2	7:29:00.945
209		2:00.381	45.942	40.720	33.719	187.5	7:31:01.326
210		2:00.859	46.589	40.479	33.791	188.4	7:33:02.185
211		2:01.169	45.837	41.636	33.696	189.8	7:35:03.354
212		2:02.606	46.280	41.991	34.335	186.2	7:37:05.960

11 M&M RACING TEAM BMW E30 325i

3 M&M RACING TEAM

Vta.	D	Tiempo	Sector 1	Sector 2	Sector 3	V. Max.	Elapsed
213		2:05.315	46.375	43.938	35.002	187.8	7:39:11.275
214		2:02.750	46.273	42.433	34.044	182.1	7:41:14.025
215		2:04.514	46.802	43.041	34.671	184.9	7:43:18.539
216		2:03.914	47.100	42.025	34.789	171.7	7:45:22.453
217		2:08.837	48.847	44.252	35.738	181.8	7:47:31.290
218		2:11.386	48.872	45.587	36.927	159.2	7:49:42.676
219		2:10.107	50.987	43.568	35.552	165.1	7:51:52.783
220		2:05.712	47.479	42.698	35.535	172.8	7:53:58.495
221		2:06.164	48.489	42.003	35.672	167.7	7:56:04.659
222		2:06.649	48.249	43.021	35.379	171.9	7:58:11.308
223		2:06.266	48.136	42.303	35.827	156.9	8:00:17.574
224		2:06.489	47.691	42.553	36.245	167.7	8:02:24.063

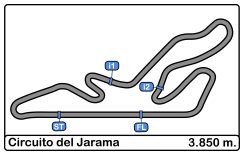

Circuito del Jarama
VI UV Endurance RACE Jarama
Carrera 8 horas resistencia
Lap Analysis

12 M.BOSS RACING VW Golf MK3
2 M.BOSS RACING

Vta.	D	Tiempo	Sector 1	Sector 2	Sector 3	V. Max.	Elapsed
1		2:17.278	1:00.323	42.397	34.558	162.8	2:17.278
2		2:03.458	46.712	41.958	34.788	185.2	4:20.736
3		2:05.048	48.600	41.964	34.484	189.8	6:25.784
4		2:03.481	47.673	41.301	34.507	180.3	8:29.265
5		2:03.632	47.114	42.049	34.469	189.1	10:32.897
6		2:03.149	47.250	41.368	34.531	186.5	12:36.046
7		2:03.666	47.436	41.535	34.695	181.8	14:39.712
8		2:24.137	55.363	48.967	39.807	124.1	17:03.849
9		3:04.655	55.361	1:16.607	52.687	135.0	20:08.504
10		2:04.093	48.245	41.660	34.188	182.7	22:12.597
11		2:03.083	47.392	41.374	34.317	185.5	24:15.680
12		2:03.137	47.303	41.494	34.340	191.1	26:18.817
13		2:02.977	47.213	41.469	34.295	183.6	28:21.794
14		2:02.219	46.816	41.097	34.306	191.4	30:24.013
15		2:03.086	47.335	41.211	34.540	185.2	32:27.099
16		2:02.515	46.848	41.162	34.505	183.9	34:29.614
17		2:08.552	52.993	41.074	34.485	185.8	36:38.166
18		2:02.597	47.262	41.072	34.263	189.1	38:40.763
19		2:04.568	47.516	42.039	35.013	192.8	40:45.331
20		2:04.137	46.972	42.255	34.910	186.2	42:49.468
21		2:02.635	46.868	41.132	34.635	181.2	44:52.103
22		2:02.116	46.971	40.902	34.243	186.5	46:54.219
23		2:02.826	46.917	40.880	35.029	187.1	48:57.045
24		2:01.593	46.732	40.810	34.051	188.8	50:58.638
25		2:02.286	46.734	41.220	34.332	189.1	53:00.924
26		2:02.115	46.809	41.081	34.225	187.5	55:03.039
27		2:02.024	46.888	40.929	34.207	189.4	57:05.063
28		2:02.183	47.081	40.995	34.107	186.5	59:07.246
29		2:01.792	46.835	40.803	34.154	189.1	1:01:09.038
30		2:02.449	47.081	40.772	34.596	189.1	1:03:11.487
31		2:02.023	47.147	40.682	34.194	185.5	1:05:13.510
32		2:03.133	46.995	42.131	34.007	190.1	1:07:16.643
33		2:03.007	46.933	41.570	34.504	189.8	1:09:19.650
34		2:01.720	46.772	40.906	34.042	188.4	1:11:21.370
35		2:01.975	46.622	41.271	34.082	186.2	1:13:23.345
36		2:01.939	46.785	40.983	34.171	187.5	1:15:25.284
37		2:01.931	46.879	40.874	34.178	188.8	1:17:27.215
38		2:01.952	47.016	40.896	34.040	187.5	1:19:29.167
39		2:02.217	47.182	40.774	34.261	187.5	1:21:31.384
40		2:02.204	47.051	41.075	34.078	188.1	1:23:33.588
41		2:03.091	46.881	41.547	34.663	188.4	1:25:36.679
42		5:12.346	47.561	41.485	3:43.300	187.8	1:30:49.025
43		6:51.091	5:23.280	48.109	39.702	92.5	1:37:40.116
44		2:20.067	52.718	49.348	38.001	148.5	1:40:00.183
45		2:20.051	53.477	47.885	38.689	142.2	1:42:20.234
46		2:25.076	56.273	49.865	38.938	123.5	1:44:45.310
47		2:19.126	53.057	47.484	38.585	138.2	1:47:04.436
48		2:18.897	52.265	47.647	38.985	149.7	1:49:23.333
49		2:21.817	54.416	48.118	39.283	144.0	1:51:45.150
50		2:21.464	52.698	48.494	40.272	156.0	1:54:06.614
51		2:20.925	52.959	48.465	39.501	155.1	1:56:27.539
52		2:20.894	54.077	48.197	38.620	142.2	1:58:48.433
53		2:20.206	52.717	48.100	39.389	162.1	2:01:08.639

12 M.BOSS RACING VW Golf MK3
2 M.BOSS RACING

Vta.	D	Tiempo	Sector 1	Sector 2	Sector 3	V. Max.	Elapsed
54		2:20.175	53.397	47.644	39.134	153.6	2:03:28.814
55		2:18.835	53.355	46.617	38.863	152.3	2:05:47.649
56		2:17.887	52.337	47.098	38.452	155.3	2:08:05.536
57		2:16.282	51.465	46.664	38.153	169.2	2:10:21.818
58		2:17.808	51.680	46.077	40.051	151.0	2:12:39.626
59		2:16.206	51.610	46.159	38.437	156.5	2:14:55.832
60		2:15.180	51.466	45.264	38.450	173.9	2:17:11.012
61		2:14.093	50.565	46.278	37.250	164.3	2:19:25.105
62		2:13.102	50.763	44.842	37.497	162.1	2:21:38.207
63		2:14.095	50.438	45.561	38.096	175.3	2:23:52.302
64		2:15.033	51.302	45.694	38.037	162.1	2:26:07.335
65		2:14.047	50.451	46.065	37.531	169.5	2:28:21.382
66		2:15.005	51.030	46.485	37.490	174.4	2:30:36.387
67		2:13.518	50.270	45.658	37.590	179.7	2:32:49.905
68		2:14.669	50.911	46.361	37.397	160.9	2:35:04.574
69		2:11.140	49.845	44.803	36.492	169.0	2:37:15.714
70		2:13.901	50.757	45.090	38.054	161.6	2:39:29.615
71		2:13.869	49.760	44.320	39.789	167.1	2:41:43.484
72		2:16.116	51.867	46.090	38.159	167.1	2:43:59.600
73		2:13.976	49.930	45.945	38.101	175.0	2:46:13.576
74		2:12.717	50.816	44.948	36.953	161.1	2:48:26.293
75		2:11.074	50.039	44.684	36.351	166.4	2:50:37.367
76		2:10.288	49.502	44.136	36.650	176.7	2:52:47.655
77		2:12.675	50.992	45.180	36.503	170.6	2:55:00.330
78		2:10.866	50.634	43.873	36.359	166.9	2:57:11.196
79		2:09.573	49.579	43.446	36.548	170.3	2:59:20.769
80		2:08.560	49.336	43.496	35.728	165.6	3:01:29.329
81		2:08.592	49.046	43.429	36.117	174.1	3:03:37.921
82		2:09.399	48.629	44.678	36.092	168.4	3:05:47.320
83		2:08.890	48.849	43.610	36.431	175.6	3:07:56.210
84		2:08.981	49.271	43.677	36.033	177.3	3:10:05.191
85		2:08.818	49.456	43.226	36.136	159.7	3:12:14.009
86		2:08.639	48.616	43.795	36.228	167.1	3:14:22.648
87		2:12.257	49.762	44.933	37.562	171.4	3:16:34.905
88		5:38.207	49.980	45.642	4:02.585	160.2	3:22:13.112
89		6:59.201	5:42.885	42.012	34.304	99.2	3:29:12.313
90		2:03.916	47.168	41.114	35.634	178.8	3:31:16.229
91		2:03.907	47.805	41.211	34.891	179.7	3:33:20.136
92		2:03.398	47.505	41.241	34.652	183.3	3:35:23.534
93		2:03.077	47.764	40.975	34.338	179.1	3:37:26.611
94		2:05.500	48.957	41.526	35.017	176.1	3:39:32.111
95		2:04.336	47.946	41.740	34.650	174.4	3:41:36.447
96		2:04.025	47.689	41.408	34.928	176.1	3:43:40.472
97		2:04.479	47.751	41.991	34.737	182.1	3:45:44.951
98		2:03.746	47.474	41.494	34.778	184.9	3:47:48.697
99		2:03.985	47.856	41.496	34.633	177.9	3:49:52.682
100		2:03.486	47.352	41.362	34.772	184.6	3:51:56.168
101		2:03.439	47.538	41.351	34.550	179.1	3:53:59.607
102		2:04.436	47.739	41.733	34.964	183.0	3:56:04.043
103		2:04.504	48.067	42.023	34.414	184.6	3:58:08.547
104		2:04.451	47.702	41.359	35.390	179.1	4:00:12.998
105		2:04.262	47.637	41.849	34.776	184.6	4:02:17.260
106		2:04.334	47.272	42.383	34.679	184.6	4:04:21.594

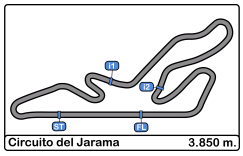

Circuito del Jarama
VI UV Endurance RACE Jarama
Carrera 8 horas resistencia
Lap Analysis

12 M.BOSS RACING VW Golf MK3
2 M.BOSS RACING

Vta.	D	Tiempo	Sector 1	Sector 2	Sector 3	V. Max.	Elapsed
107		2:02.586	47.342	40.980	34.264	183.9	4:06:24.180
108		2:03.379	46.963	41.994	34.422	185.8	4:08:27.559
109		2:02.627	47.195	41.115	34.317	185.2	4:10:30.186
110		2:03.466	46.973	42.185	34.308	183.0	4:12:33.652
111		2:03.528	47.682	41.362	34.484	186.2	4:14:37.180
112		2:03.415	47.578	41.243	34.594	180.6	4:16:40.595
113		2:02.642	47.340	41.090	34.212	190.1	4:18:43.237
114		2:02.776	47.314	41.203	34.259	179.7	4:20:46.013
115		2:02.188	47.203	40.952	34.033	184.3	4:22:48.201
116		2:01.361	46.863	40.653	33.845	187.8	4:24:49.562
117		2:02.423	47.182	41.013	34.228	188.8	4:26:51.985
118		2:02.168	47.302	40.631	34.235	183.9	4:28:54.153
119		2:02.288	47.525	40.690	34.073	182.1	4:30:56.441
120		2:02.637	47.029	41.046	34.562	187.5	4:32:59.078
121		2:02.717	47.220	40.997	34.500	183.9	4:35:01.795
122		2:02.344	47.385	40.808	34.151	179.4	4:37:04.139
123		2:02.673	47.329	40.775	34.569	184.3	4:39:06.812
124		2:02.652	47.027	40.887	34.738	184.9	4:41:09.464
125		2:04.504	47.825	41.865	34.814	183.3	4:43:13.968
126		2:05.891	47.722	42.389	35.780	180.9	4:45:19.859
127		6:12.902	55.003	49.366	4:28.533	151.6	4:51:32.761
128		39:09.897	37:47.908	45.113	36.876	95.2	5:30:42.658
129		2:09.795	49.209	43.502	37.084	171.1	5:32:52.453
130		2:10.986	50.773	43.520	36.693	170.0	5:35:03.439
131		2:07.481	48.999	42.868	35.614	175.0	5:37:10.920
132		2:12.318	49.882	45.286	37.150	172.5	5:39:23.238
133		2:07.597	49.339	43.070	35.188	168.7	5:41:30.835
134		2:06.003	48.127	42.453	35.423	178.8	5:43:36.838
135		2:06.431	48.192	42.628	35.611	160.4	5:45:43.269
136		2:07.564	48.692	43.036	35.836	166.6	5:47:50.833
137		2:07.634	48.761	43.274	35.599	165.8	5:49:58.467
138		2:08.251	48.843	43.509	35.899	175.3	5:52:06.718
139		2:09.000	49.745	43.173	36.082	164.3	5:54:15.718
140		2:09.622	48.875	43.312	37.435	174.7	5:56:25.340
141		2:08.154	48.488	43.402	36.264	167.9	5:58:33.494
142		2:07.881	48.654		2:44.145	180.0	6:00:41.375
143		2:07.915	48.457	43.615	35.843	177.9	6:02:49.290
144		2:08.177	48.909	43.878	35.390	170.8	6:04:57.467
145		2:07.971	49.164	43.372	35.435	169.5	6:07:05.438
146		2:13.582	51.184	45.811	36.587	154.7	6:09:19.020
147		2:10.832	50.443		2:47.419	170.8	6:11:29.852
148		2:10.034	49.727	43.587	36.720	179.4	6:13:39.886
149		2:07.318	48.219		2:44.038	183.6	6:15:47.204
150		2:09.834	49.335	44.564	35.935	179.7	6:17:57.038
151		2:09.528	50.216	43.453	35.859	175.0	6:20:06.566
152		2:14.713	49.232		2:50.572	171.9	6:22:21.279
153		3:43.134	54.883	1:28.708	1:19.543	138.9	6:26:04.413
154		4:08.305	1:51.516		5:27.848	57.9	6:30:12.718
155		2:10.620	49.181		7:38.468	172.8	6:32:23.338
156		2:11.785	49.808		9:50.253	166.4	6:34:35.123
157		2:15.288	50.448		12:05.541	159.5	6:36:50.411
158		2:13.730	50.634	46.707	36.389	172.5	6:39:04.141
159		2:14.293	51.674		2:50.682	165.8	6:41:18.434

12 M.BOSS RACING VW Golf MK3
2 M.BOSS RACING

Vta.	D	Tiempo	Sector 1	Sector 2	Sector 3	V. Max.	Elapsed
160		2:10.625	49.518	44.936	36.171	168.7	6:43:29.059
161		2:12.620	49.578		2:48.791	170.0	6:45:41.679
162		2:16.556	52.629	46.516	37.411	170.6	6:47:58.235
163		2:16.645	52.046	47.197	37.402	164.8	6:50:14.880
164		2:16.049	51.489	47.492	37.068	167.9	6:52:30.929
165		2:15.554	50.800	46.682	38.072	166.4	6:54:46.483
166		6:19.615	50.023	46.638	4:42.954	167.1	7:01:06.098
167		7:42.527	6:24.926	42.270	35.331	91.4	7:08:48.625
168		2:05.240	48.176	42.304	34.760	173.6	7:10:53.865
169		2:04.814	47.794		2:39.574	182.7	7:12:58.679
170		2:03.104	47.327	41.424	34.353	179.1	7:15:01.783
171		2:03.876	47.063	42.349	34.464	189.8	7:17:05.659
172		2:03.680	47.932	41.461	34.287	176.1	7:19:09.339
173		2:04.175	47.495		2:38.462	187.1	7:21:13.514
174		2:03.522	47.494		4:41.984	179.1	7:23:17.036
175		2:03.689	47.504		6:45.673	187.8	7:25:20.725
176		2:02.897	47.277		8:48.570	181.2	7:27:23.622
177		2:03.465	47.446		10:52.035	178.8	7:29:27.087
178		2:03.832	47.226		12:55.867	186.2	7:31:30.919
179		2:04.366	47.718		15:00.233	177.6	7:33:35.285
180		2:06.643	47.842		17:06.876	175.8	7:35:41.928
181		2:03.655	47.983	41.366	34.306	184.3	7:37:45.583
182		2:04.153	47.196	41.903	35.054	184.3	7:39:49.736
183		2:04.438	47.319	41.289	35.830	185.8	7:41:54.174
184		2:04.698	47.837		2:40.528	180.0	7:43:58.872
185		2:03.677	47.544	41.442	34.691	179.1	7:46:02.549
186		2:03.267	47.374	41.532	34.361	183.0	7:48:05.816
187		2:02.800	47.096		2:37.161	183.3	7:50:08.616
188		2:02.634	47.094		4:39.795	180.6	7:52:11.250
189		2:02.669	47.155		6:42.464	182.7	7:54:13.919
190		2:03.482	46.970	41.632	34.880	189.4	7:56:17.401
191		2:02.680	46.711		2:37.560	189.4	7:58:20.081
192		2:02.840	47.291		4:40.400	180.3	8:00:22.921
193		2:02.801	47.070		6:43.201	188.8	8:02:25.722

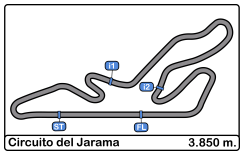

Circuito del Jarama
VI UV Endurance RACE Jarama
Carrera 8 horas resistencia
Lap Analysis

14		OLIMPIA RACING				VW Golf MK2
		2				OLIMPIA RACING
Vta.	**D**	**Tiempo**	**Sector 1**	**Sector 2**	**Sector 3**	**V. Max.**	**Elapsed**
1		2:12.785	57.243	40.945	34.597	163.8	2:12.785
2		2:02.002	46.717	41.020	34.265	186.2	4:14.787
3		2:02.237	47.211	40.767	34.259	175.8	6:17.024
4		2:03.030	48.063	40.905	34.062	180.0	8:20.054
5		2:02.409	47.324	41.021	34.064	182.4	10:22.463
6		2:02.081	46.869	41.108	34.104	184.9	12:24.544
7		2:02.279	47.035	41.185	34.059	183.9	14:26.823
8		2:27.194	52.473	52.021	42.700	128.5	16:54.017
9		3:07.877	51.845	1:24.094	51.938	145.1	20:01.894
10		2:03.364	47.638	40.910	34.816	180.3	22:05.258
11		2:02.012	46.988	40.720	34.304	180.6	24:07.270
12		2:02.126	46.884	41.056	34.186	180.3	26:09.396
13		2:02.311	46.857	41.161	34.293	184.6	28:11.707
14		2:02.146	46.983	40.969	34.194	177.6	30:13.853
15		2:02.324	46.868	41.163	34.293	178.2	32:16.177
16		2:02.962	47.280	41.164	34.518	170.3	34:19.139
17		2:03.803	47.351	41.401	35.051	175.6	36:22.942
18		2:04.405	49.035	41.066	34.304	175.8	38:27.347
19		2:03.010	46.971	41.751	34.288	179.7	40:30.357
20		2:02.514	46.827	41.304	34.383	179.7	42:32.871
21		2:03.161	47.422	41.381	34.358	173.3	44:36.032
22		2:02.904	47.478	41.192	34.234	169.2	46:38.936
23		2:02.779	47.169	41.171	34.439	173.9	48:41.715
24		2:02.463	47.190	41.074	34.199	170.8	50:44.178
25		2:03.582	47.554	41.343	34.685	177.9	52:47.760
26		2:04.700	47.654	41.933	35.113	175.0	54:52.460
27		2:02.760	46.925	41.546	34.289	181.5	56:55.220
28		2:02.507	46.951	41.265	34.291	179.4	58:57.727
29		2:03.473	47.588	41.466	34.419	166.1	1:01:01.200
30		2:02.894	47.547	41.050	34.297	170.3	1:03:04.094
31		2:03.864	47.349	41.836	34.679	176.7	1:05:07.958
32		2:03.709	47.721	41.648	34.340	170.0	1:07:11.667
33		2:02.843	47.385	41.194	34.264	172.5	1:09:14.510
34		2:03.036	47.298	41.173	34.565	176.7	1:11:17.546
35		2:03.730	48.175	41.406	34.149	160.7	1:13:21.276
36		2:03.410	46.998	42.052	34.360	182.7	1:15:24.686
37		2:03.528	47.899	41.332	34.297	179.4	1:17:28.214
38		2:02.156	47.069	41.042	34.045	185.2	1:19:30.370
39		2:06.215	47.674	43.130	35.411	185.2	1:21:36.585
40		2:03.750	48.276	41.148	34.326	164.3	1:23:40.335
41		2:02.655	47.192	41.171	34.292	181.2	1:25:42.990
42		2:02.434	47.173	40.985	34.276	175.0	1:27:45.424
43		2:03.161	47.185	41.003	34.973	177.6	1:29:48.585
44		2:02.719	47.257	41.094	34.368	180.3	1:31:51.304
45		2:05.139	48.738	41.924	34.477	179.1	1:33:56.443
46		2:02.927	47.298	41.294	34.335	175.6	1:35:59.370
47		2:02.996	47.055	41.127	34.814	178.8	1:38:02.366
48		2:04.005	47.306	42.149	34.550	182.1	1:40:06.371
49		2:03.758	47.750	41.455	34.553	173.9	1:42:10.129
50		2:02.882	47.201	41.362	34.319	175.6	1:44:13.011
51		2:02.962	47.266	41.471	34.225	175.0	1:46:15.973
52		2:04.232	47.859	41.639	34.734	174.4	1:48:20.205
53		2:04.438	47.908	42.051	34.479	175.0	1:50:24.643

14		OLIMPIA RACING				VW Golf MK2
		2				OLIMPIA RACING
Vta.	**D**	**Tiempo**	**Sector 1**	**Sector 2**	**Sector 3**	**V. Max.**	**Elapsed**
54		2:05.346	48.802	42.050	34.494	175.3	1:52:29.989
55		2:03.224	47.216	41.339	34.669	183.6	1:54:33.213
56		2:03.916	47.317	42.169	34.430	176.1	1:56:37.129
57		8:43.921	47.585	43.400	7:12.936	169.8	2:05:21.050
58		4:42.585	3:23.457	44.077	35.051	88.0	2:10:03.635
59		2:05.337	48.542	42.249	34.546	173.6	2:12:08.972
60		2:04.189	47.936	41.696	34.557	179.4	2:14:13.161
61		2:04.881	47.954	42.056	34.871	171.4	2:16:18.042
62		2:04.244	47.248	41.899	35.097	184.9	2:18:22.286
63		2:04.083	47.656	41.262	35.165	183.6	2:20:26.369
64		2:06.374	49.487	42.033	34.854	180.9	2:22:32.743
65		2:05.751	47.457	43.407	34.887	180.9	2:24:38.494
66		2:07.115	50.064	42.048	35.003	188.8	2:26:45.609
67		2:09.709	49.569	44.403	35.737	183.0	2:28:55.318
68		2:05.396	49.055	41.642	34.699	163.8	2:31:00.714
69		2:03.506	47.903	41.324	34.279	176.4	2:33:04.220
70		2:03.401	47.571	41.059	34.771	177.3	2:35:07.621
71		2:04.897	48.186	42.027	34.684	169.8	2:37:12.518
72		2:03.484	47.919	41.033	34.532	177.9	2:39:16.002
73		2:03.688	47.814	41.164	34.710	179.7	2:41:19.690
74		2:04.112	47.743	41.499	34.870	181.8	2:43:23.802
75		2:05.027	48.312	41.259	35.456	180.3	2:45:28.829
76		2:06.113	48.655	42.594	34.864	176.7	2:47:34.942
77		2:04.172	47.993	41.554	34.625	179.1	2:49:39.114
78		2:16.160	48.570	52.588	35.002	179.7	2:51:55.274
79		2:04.740	48.148	41.934	34.658	174.4	2:54:00.014
80		2:04.184	48.481	41.247	34.456	170.3	2:56:04.198
81		2:04.260	48.086	41.662	34.512	183.6	2:58:08.458
82		2:04.075	48.161	41.366	34.548	183.0	3:00:12.533
83		2:04.173	48.254	41.154	34.765	174.1	3:02:16.706
84		2:05.888	49.340	41.615	34.933	161.4	3:04:22.594
85		2:05.708	47.906	41.898	35.904	177.3	3:06:28.302
86		2:05.094	48.416	42.003	34.675	172.5	3:08:33.396
87		2:06.043	48.463	42.598	34.982	177.0	3:10:39.439
88		2:09.434	49.919	43.478	36.037	142.8	3:12:48.873
89		2:04.520	48.110	41.478	34.932	175.8	3:14:53.393
90		2:05.265	48.501	41.975	34.789	169.2	3:16:58.658
91		2:04.664	47.717	42.114	34.833	175.6	3:19:03.322
92		2:05.993	48.390	42.403	35.200	180.3	3:21:09.315
93		2:05.706	48.756	42.115	34.835	178.8	3:23:15.021
94		2:06.619	48.892	42.678	35.049	175.3	3:25:21.640
95		2:06.187	48.113	42.151	35.923	176.1	3:27:27.827
96		2:06.712	49.162	42.379	35.171	162.4	3:29:34.539
97		2:07.182	48.859	42.033	36.290	168.4	3:31:41.721
98		2:05.767	49.196	41.467	35.104	164.8	3:33:47.488
99		2:06.482	49.244	41.717	35.521	177.6	3:35:53.970
100		2:05.587	48.700	41.702	35.185	174.1	3:37:59.557
101		2:06.061	49.099	41.670	35.292	175.8	3:40:05.618
102		2:05.704	48.742	42.029	34.933	176.4	3:42:11.322
103		2:05.082	48.497	41.680	34.905	178.2	3:44:16.404
104		2:04.479	48.242	41.569	34.668	176.7	3:46:20.883
105		2:04.448	48.152	41.371	34.925	174.1	3:48:25.331
106		6:20.644	47.912	42.873	4:49.859	178.8	3:54:45.975

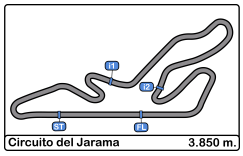

Circuito del Jarama
VI UV Endurance RACE Jarama
Carrera 8 horas resistencia
Lap Analysis

14 OLIMPIA RACING VW Golf MK2

2 OLIMPIA RACING

Vta.	D	Tiempo	Sector 1	Sector 2	Sector 3	V. Max.	Elapsed
107		6:11.602	4:51.136	44.251	36.215	92.7	4:00:57.577
108		2:07.223	50.305	41.988	34.930	160.4	4:03:04.800
109		2:06.479	49.516	41.922	35.041	174.1	4:05:11.279
110		2:05.872	48.076	43.002	34.794	174.1	4:07:17.151
111		2:04.636	47.850	42.043	34.743	175.6	4:09:21.787
112		2:04.747	48.642	41.613	34.492	181.5	4:11:26.534
113		2:03.754	47.912	41.296	34.546	172.2	4:13:30.288
114		2:04.126	47.791	41.572	34.763	175.0	4:15:34.414
115		2:04.227	48.145	41.562	34.520	175.6	4:17:38.641
116		2:03.192	47.288	41.234	34.670	181.8	4:19:41.833
117		2:04.104	47.844	41.857	34.403	177.0	4:21:45.937
118		2:04.173	47.618	41.439	35.116	175.0	4:23:50.110
119		2:04.867	47.805	41.863	35.199	182.1	4:25:54.977
120		2:05.346	48.691	42.089	34.566	166.6	4:28:00.323
121		2:04.945	48.133	41.648	35.164	169.0	4:30:05.268
122		2:03.899	48.049	41.514	34.336	180.6	4:32:09.167
123		2:04.956	48.014	42.009	34.933	171.1	4:34:14.123
124		2:04.288	47.972	41.628	34.688	172.2	4:36:18.411
125		2:04.099	48.239	41.278	34.582	173.6	4:38:22.510
126		2:05.189	48.346	42.227	34.616	169.5	4:40:27.699
127		2:05.038	49.070	41.377	34.591	162.8	4:42:32.737
128		2:04.655	48.112	41.769	34.774	171.7	4:44:37.392
129		2:04.741	48.059	42.006	34.676	168.2	4:46:42.133
130		2:05.005	48.350	41.622	35.033	166.1	4:48:47.138
131		2:04.457	48.297	41.510	34.650	164.3	4:50:51.595
132		2:04.217	47.983	41.684	34.550	173.9	4:52:55.812
133		2:03.421	47.623	41.341	34.457	172.8	4:54:59.233
134		2:03.522	47.582	41.510	34.430	169.5	4:57:02.755
135		2:03.487	47.678	41.471	34.338	176.4	4:59:06.242
136		2:03.988	47.527	42.018	34.443	176.1	5:01:10.230
137		2:03.941	48.114	41.443	34.384	174.4	5:03:14.171
138		2:04.271	48.100	41.521	34.650	168.7	5:05:18.442
139		2:04.133	47.997	41.520	34.616	170.0	5:07:22.575
140		2:05.602	48.118	42.128	35.356	171.9	5:09:28.177
141		2:03.650	47.468	41.526	34.656	174.1	5:11:31.827
142		2:04.706	48.414	41.809	34.483	163.6	5:13:36.533
143		2:04.905	48.335	41.773	34.797	168.2	5:15:41.438
144		2:05.873	48.970	42.324	34.579	160.9	5:17:47.311
145		2:04.042	47.943	41.512	34.587	166.6	5:19:51.353
146		2:06.230	49.040	42.023	35.167	161.9	5:21:57.583
147		2:06.013	49.313	41.954	34.746	155.6	5:24:03.596
148		2:05.766	48.600	42.437	34.729	163.3	5:26:09.362
149		2:05.046	48.316	42.072	34.658	165.1	5:28:14.408
150		2:04.798	48.483	41.737	34.578	166.9	5:30:19.206
151		2:04.733	48.248	41.985	34.500	161.4	5:32:23.939
152		2:10.155	51.550	43.621	34.984	160.4	5:34:34.094
153		2:03.734	47.712	41.345	34.677	166.4	5:36:37.828
154		2:04.717	48.464	41.446	34.807	167.9	5:38:42.545
155		2:06.730	48.679	42.667	35.384	159.7	5:40:49.275
156		2:07.409	49.540	42.740	35.129	156.5	5:42:56.684
157		2:06.903	49.161	42.939	34.803	158.3	5:45:03.587
158		2:08.461	50.514	43.007	34.940	161.1	5:47:12.048
159		2:07.738	50.091	42.905	34.742	146.1	5:49:19.786

14 OLIMPIA RACING VW Golf MK2

2 OLIMPIA RACING

Vta.	D	Tiempo	Sector 1	Sector 2	Sector 3	V. Max.	Elapsed
160		2:08.231	50.469	42.821	34.941	147.3	5:51:28.017
161		2:11.137	49.660	45.706	35.771	156.9	5:53:39.154
162		4:34.318 P	49.037	42.370	3:02.911	159.5	5:58:13.472
163		7:29.710	6:12.366	42.294	35.050	89.7	6:05:43.182
164		2:12.337	54.215	42.821	35.301	175.3	6:07:55.519
165		2:04.541	48.130	42.228	34.183	161.6	6:10:00.060
166		2:03.107	47.367	40.978	34.762	172.8	6:12:03.167
167		2:04.115	47.143	41.477	35.495	177.6	6:14:07.282
168		2:05.966	47.823	43.935	34.208	174.7	6:16:13.248
169		2:06.361	48.437	42.843	35.081	169.0	6:18:19.609
170		2:04.760	47.995	41.809	34.956	168.4	6:20:24.369

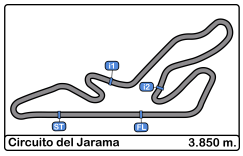

Circuito del Jarama
VI UV Endurance RACE Jarama
Carrera 8 horas resistencia
Lap Analysis

16		RRO RACING VSR				BMW 325I e36		16		RRO RACING VSR				BMW 325I e36	
			3			RRO RACING VSR					3			RRO RACING VSR	
Vta.	D	Tiempo	Sector 1	Sector 2	Sector 3	V. Max.	Elapsed	Vta.	D	Tiempo	Sector 1	Sector 2	Sector 3	V. Max.	Elapsed
1		2:08.839	55.653	40.098	33.088	171.1	2:08.839	54		2:00.546	46.230	40.843	33.473		1:49:49.325
2		1:59.678	45.423	40.700	33.555	193.5	4:08.517	55		2:01.595	46.621	40.896	34.078		1:51:50.920
3		2:00.633	46.192	40.630	33.811	184.6	6:09.150	56		2:01.059	46.948	40.489	33.622		1:53:51.979
4		2:00.436	46.000	40.835	33.601		8:09.586	57		2:01.300	46.281	40.961	34.058		1:55:53.279
5		2:00.622	46.140	40.457	34.025		10:10.208	58		5:52.550	P 46.759	41.117	4:24.674		2:01:45.829
6		2:00.144	46.093	40.560	33.491	173.0	12:10.352	59		3:14.503	2:00.484	40.685	33.334		2:05:00.332
7		1:59.520	45.753	40.401	33.366		14:09.872	60		1:59.828	46.024	40.604	33.200		2:07:00.160
8		2:12.634	48.928	47.246	36.460		16:22.506	61		2:00.033	45.635	40.536	33.862		2:09:00.193
9		3:35.818	1:01.864	1:43.757	50.197		19:58.324	62		2:00.927	46.121	40.902	33.904		2:11:01.120
10		1:58.640	45.376	39.374	33.890		21:56.964	63		2:01.603	46.748	41.078	33.777		2:13:02.723
11		1:58.700	45.427	39.983	33.290		23:55.664	64		2:01.554	46.687	40.737	34.130	178.2	2:15:04.277
12		1:58.845	45.732	40.003	33.110		25:54.509	65		2:01.987	46.302	41.902	33.783		2:17:06.264
13		1:58.432	45.484	39.919	33.029		27:52.941	66		2:00.422	46.169	40.597	33.656		2:19:06.686
14		1:59.993	45.319	41.453	33.221	182.1	29:52.934	67		1:59.977	45.918	40.226	33.833		2:21:06.663
15		1:58.661	45.489	40.000	33.172		31:51.595	68		2:00.106	46.096	40.586	33.424		2:23:06.769
16		2:01.492	45.504	41.519	34.469	188.8	33:53.087	69		2:00.591	46.490	40.784	33.317		2:25:07.360
17		1:58.293	45.511	39.810	32.972	177.9	35:51.380	70		1:59.845	45.945	40.670	33.230		2:27:07.205
18		1:58.471	45.883	39.684	32.904		37:49.851	71		1:59.864	45.942	40.378	33.544		2:29:07.069
19		1:59.078	45.592	40.237	33.249	186.2	39:48.929	72		2:01.096	46.156	40.985	33.955		2:31:08.165
20		1:58.475	45.290	40.160	33.025		41:47.404	73		1:59.717	46.093	40.172	33.452		2:33:07.882
21		1:59.565	45.303	40.555	33.707		43:46.969	74		2:00.120	45.753	40.175	34.192		2:35:08.002
22		1:58.899	45.094	40.418	33.387		45:45.868	75		2:00.106	45.881	40.710	33.515		2:37:08.108
23		1:58.613	45.639	39.808	33.166		47:44.481	76		2:00.655	46.190	40.899	33.566		2:39:08.763
24		1:58.812	45.352	39.846	33.614		49:43.293	77		2:00.829	46.310	40.655	33.864		2:41:09.592
25		2:00.747	46.177	40.737	33.833		51:44.040	78		2:00.817	46.033	41.286	33.498		2:43:10.409
26		1:59.988	45.614	40.514	33.860		53:44.028	79		2:01.950	46.600	41.223	34.127		2:45:12.359
27		2:00.133	45.812	40.754	33.567		55:44.161	80		2:02.055	46.835	41.277	33.943		2:47:14.414
28		2:00.892	46.487	40.475	33.930		57:45.053	81		2:00.017	46.478	40.194	33.345		2:49:14.431
29		2:00.078	45.887	40.621	33.570	191.8	59:45.131	82		5:15.070	P 47.525	41.649	3:45.896		2:54:29.501
30		2:00.930	46.233	40.617	34.080		1:01:46.061	83		5:55.364	4:39.683		9:41.260	92.5	3:00:24.865
31		2:00.106	46.373	40.378	33.355		1:03:46.167	84		2:03.407	47.256	41.712	34.439		3:02:28.272
32		2:00.316	45.920	40.804	33.592	181.5	1:05:46.483	85		2:02.011	46.896	41.455	33.660		3:04:30.283
33		1:59.025	45.871	40.079	33.075		1:07:45.508	86		2:03.701	46.801	41.647	35.253		3:06:33.984
34		1:59.011	45.782	39.995	33.234		1:09:44.519	87		2:03.563	47.509	41.719	34.335		3:08:37.547
35		2:02.197	45.855	40.746	35.596		1:11:46.716	88		2:02.013	46.745	41.684	33.584		3:10:39.560
36		2:01.567	46.471	41.060	34.036		1:13:48.283	89		2:01.493	46.226	41.402	33.865		3:12:41.053
37		2:00.276	46.651	40.536	33.089		1:15:48.559	90		2:03.056	46.557	42.157	34.342		3:14:44.109
38		2:00.589	45.906	40.975	33.708		1:17:49.148	91		2:01.800	46.444	41.610	33.746		3:16:45.909
39		1:59.766	45.970	40.609	33.187		1:19:48.914	92		2:02.520	46.963	41.258	34.299		3:18:48.429
40		1:59.611	45.212	40.626	33.773		1:21:48.525	93		2:01.327	46.805	40.644	33.878		3:20:49.756
41		1:59.550	46.076	40.465	33.009		1:23:48.075	94		2:02.131	46.758	41.493	33.880		3:22:51.887
42		2:00.974	45.968	41.752	33.254		1:25:49.049	95		2:01.920	46.641	41.238	34.041		3:24:53.807
43		1:59.005	45.797	40.195	33.013		1:27:48.054	96		2:00.192	46.231	40.602	33.359		3:26:53.999
44		1:59.891	46.005	40.083	33.803		1:29:47.945	97		2:00.040	45.785	40.859	33.396		3:28:54.039
45		1:59.344	45.559	40.590	33.195		1:31:47.289	98		2:00.636	45.962	41.182	33.492		3:30:54.675
46		2:01.285	46.212	41.018	34.055		1:33:48.574	99		2:00.917	46.360	40.936	33.621		3:32:55.592
47		2:00.447	46.781	40.455	33.211		1:35:49.021	100		2:00.299	46.059	40.779	33.461		3:34:55.891
48		1:59.800	46.681	40.093	33.026		1:37:48.821	101		2:01.839	46.234	41.449	34.156		3:36:57.730
49		1:59.502	45.383	40.825	33.294		1:39:48.323	102		2:01.953	47.350	41.287	33.316		3:38:59.683
50		2:00.241	46.687	40.451	33.103		1:41:48.564	103		2:01.211	46.317	41.182	33.712		3:41:00.894
51		1:59.462	45.568	40.520	33.374		1:43:48.026	104		2:01.265	46.569	41.221	33.475		3:43:02.159
52		2:00.735	46.208	40.799	33.728		1:45:48.761	105		2:03.123	46.642	41.395	35.086		3:45:05.282
53		2:00.018	45.944	40.478	33.596		1:47:48.779	106		2:05.722	48.482	43.076	34.164		3:47:11.004

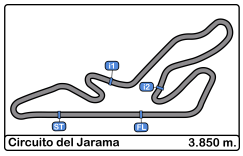

Circuito del Jarama
VI UV Endurance RACE Jarama
Carrera 8 horas resistencia
Lap Analysis

16 RRO RACING VSR BMW 325I e36
3 RRO RACING VSR

Vta.	D	Tiempo	Sector 1	Sector 2	Sector 3	V. Max.	Elapsed
107		2:02.225	46.654	41.444	34.127		3:49:13.229
108		2:01.272	46.211	41.298	33.763		3:51:14.501
109		2:01.478	45.942	41.059	34.477		3:53:15.979
110		2:01.717	46.637	41.183	33.897		3:55:17.696
111		2:01.832	47.283	40.854	33.695		3:57:19.528
112		2:00.540	46.176	40.873	33.491		3:59:20.068
113		2:01.235	46.260	41.033	33.942		4:01:21.303
114		2:00.666	46.087	40.838	33.741		4:03:21.969
115		1:59.929	46.009	40.584	33.336		4:05:21.898
116		2:01.048	45.727	41.568	33.753		4:07:22.946
117		2:00.628	46.139	40.646	33.843		4:09:23.574
118		2:00.794	45.874	41.045	33.875		4:11:24.368
119		2:01.157	46.379	40.914	33.864		4:13:25.525
120		2:00.551	46.276	40.679	33.596		4:15:26.076
121		1:59.268	45.694	40.291	33.283		4:17:25.344
122		1:59.878	45.792	40.612	33.474		4:19:25.222
123		2:00.351	46.427	40.345	33.579		4:21:25.573
124		2:01.447	46.358	41.673	33.416		4:23:27.020
125		1:59.942	45.760	40.725	33.457		4:25:26.962
126		2:01.136	46.598	40.954	33.584		4:27:28.098
127		2:00.578	46.065	40.675	33.838		4:29:28.676
128		2:00.010	45.811	40.617	33.582		4:31:28.686
129		2:00.187	45.848	40.302	34.037		4:33:28.873
130		1:59.557	46.080	40.300	33.177		4:35:28.430
131		2:00.328	45.787	41.078	33.463		4:37:28.758
132		1:59.945	45.799	40.838	33.308		4:39:28.703
133		2:01.208	45.977	40.996	34.235		4:41:29.911
134		2:04.573	47.051	43.133	34.389		4:43:34.484
135		2:02.716	47.620	40.982	34.114		4:45:37.200
136		2:00.151	45.738	40.544	33.869	186.8	4:47:37.351
137		2:01.126	46.571	40.917	33.638		4:49:38.477
138		2:02.097	46.356	41.533	34.208		4:51:40.574
139		2:01.024	46.961	40.784	33.279		4:53:41.598
140		8:31.789	45.778	40.251	7:05.760		5:02:13.387
141		2:24.105	1:07.881	41.883	34.341	82.2	5:04:37.492
142		2:01.087	46.499	41.032	33.556		5:06:38.579
143		2:02.210	46.409	41.847	33.954		5:08:40.789
144		2:03.024	46.782	41.910	34.332		5:10:43.813
145		2:04.011	46.909	42.084	35.018		5:12:47.824
146		2:03.166	46.910	42.088	34.168		5:14:50.990
147		2:02.355	46.550	41.543	34.262		5:16:53.345
148		2:03.596	47.113	42.244	34.239		5:18:56.941
149		2:02.860	46.701	42.274	33.885		5:20:59.801
150		2:01.579	47.093	41.256	33.230		5:23:01.380
151		2:00.993	45.928	41.236	33.829		5:25:02.373
152		2:00.762	46.911	40.768	33.083		5:27:03.135
153		2:00.413	45.667	41.171	33.575		5:29:03.548
154		2:01.262	46.025	41.000	34.237		5:31:04.810
155		2:01.313	46.335	41.555	33.423		5:33:06.123
156		2:02.265	46.562	42.198	33.505	185.8	5:35:08.388
157		2:05.134	49.555		2:38.639		5:37:13.522
158		2:03.343	48.075	41.454	33.814	185.5	5:39:16.865
159		2:00.415	47.113	40.230	33.072		5:41:17.280

16 RRO RACING VSR BMW 325I e36
3 RRO RACING VSR

Vta.	D	Tiempo	Sector 1	Sector 2	Sector 3	V. Max.	Elapsed
160		1:59.549	45.678		2:32.621		5:43:16.829
161		2:02.326	46.555		4:34.947		5:45:19.155
162		2:01.741	46.036		6:36.688		5:47:20.896
163	P	7:29.457	46.813		14:06.145		5:54:50.353
164		5:08.527	3:52.885		19:14.672	100.3	5:59:58.880
165		2:00.731	45.755		21:15.403		6:01:59.611
166		1:59.947	45.958		23:15.350		6:03:59.558
167		1:59.355	45.747	40.496	33.112		6:05:58.913
168		2:00.856	46.145	41.583	33.128		6:07:59.769
169		2:00.525	45.586		2:33.653		6:10:00.294
170		1:58.985	45.495	40.301	33.189		6:11:59.279
171		2:01.243	46.149	41.295	33.799	187.8	6:14:00.522
172		1:59.512	46.099	40.448	32.965		6:16:00.034
173		1:58.505	45.391		2:31.470		6:17:58.539
174		1:59.230	45.320		4:30.700		6:19:57.769
175		2:00.839	45.903		6:31.539		6:21:58.608
176		4:01.305	1:04.738		10:32.844		6:25:59.913
177		4:10.690	1:50.152		14:43.534		6:30:10.603
178		1:59.123	45.964		16:42.657		6:32:09.726
179		1:59.457	45.651		18:42.114		6:34:09.183
180		1:59.426	45.439		20:41.540		6:36:08.609
181		2:00.155	45.470		22:41.695		6:38:08.764
182		1:59.967	45.609		24:41.662		6:40:08.731
183		2:00.604	45.805		26:42.266		6:42:09.335
184		1:59.554	45.453		28:41.820		6:44:08.889
185		1:59.699	45.519		30:41.519		6:46:08.588
186		1:59.270	45.240		32:40.789		6:48:07.858
187		1:59.525	45.545		34:40.314		6:50:07.383
188		2:00.536	45.339		36:40.850		6:52:07.919
189		1:59.019	45.327		38:39.869		6:54:06.938
190		1:59.885	45.435		40:39.754		6:56:06.823
191		1:59.469	45.464		42:39.223		6:58:06.292
192		1:59.129	45.388		44:38.352		7:00:05.421
193		2:00.673	46.632		46:39.025		7:02:06.094
194		2:02.811	45.467		48:41.836		7:04:08.905
195		2:00.707	45.584		50:42.543		7:06:09.612
196		2:00.411	45.745		52:42.954		7:08:10.023
197		1:59.413	45.682		54:42.367		7:10:09.436
198		1:59.584	45.885		56:41.951		7:12:09.020
199		1:59.161	45.554		58:41.112		7:14:08.181
200		2:00.621	46.936		1:00:41.733		7:16:08.802
201		2:00.597	45.403		1:02:42.330		7:18:09.399
202		2:00.237	45.905		1:04:42.567		7:20:09.636
203		2:00.200	45.856		1:06:42.767		7:22:09.836
204		1:59.208	45.433		1:08:41.975		7:24:09.044
205		2:06.073	46.261		1:10:48.048		7:26:15.117
206		2:06.893	49.763		1:12:54.941		7:28:22.010
207		2:02.510	48.137		1:14:57.451		7:30:24.520
208		2:00.172	45.733		1:16:57.623		7:32:24.692
209		2:00.261	45.728		1:18:57.884		7:34:24.953
210		2:00.492	46.084		1:20:58.376		7:36:25.445
211		2:01.430	46.299		1:22:59.806		7:38:26.875
212		1:59.255	45.228	40.767	33.260		7:40:26.130

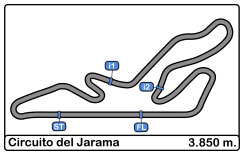

Circuito del Jarama
VI UV Endurance RACE Jarama
Carrera 8 horas resistencia
Lap Analysis

17 SAOCA SPORT 1 — HONDA Civic SAOCA SPORT

Vta.	D	Tiempo	Sector 1	Sector 2	Sector 3	V. Max.	Elapsed
1		2:25.782	1:06.340	44.414	35.028	153.1	2:25.782
2		2:08.523	49.761	43.345	35.417	172.8	4:34.305
3		2:08.127	48.767	43.629	35.731	180.3	6:42.432
4		2:06.777	49.554	42.195	35.028	170.8	8:49.209
5		2:05.319	48.066	42.310	34.943	178.8	10:54.528
6		2:05.262	48.027	42.228	35.007	180.0	12:59.790
7		2:09.480	48.703	44.335	36.442	176.4	15:09.270
8		2:17.007	53.308	45.828	37.871	125.4	17:26.277
9		2:51.555	51.256	1:09.296	51.003	148.1	20:17.832
10		2:08.218	49.201	43.781	35.236	158.1	22:26.050
11		2:06.150	48.208	42.886	35.056	175.3	24:32.200
12		2:07.999	49.395	43.100	35.504	177.3	26:40.199
13		2:05.617	48.306	42.125	35.186	176.4	28:45.816
14		2:06.598	48.610	43.098	34.890	178.2	30:52.414
15		2:04.932	47.889	42.066	34.977	178.2	32:57.346
16		2:05.501	48.225	42.041	35.235	175.6	35:02.847
17		2:05.512	48.505	41.987	35.020	176.1	37:08.359
18		2:07.249	49.010	42.923	35.316	179.1	39:15.608
19		2:06.647	49.298	42.087	35.262	177.9	41:22.255
20		2:05.910	48.534	42.116	35.260	178.5	43:28.165
21		2:05.887	49.043	41.837	35.007	179.4	45:34.052
22		2:05.747	48.113	42.433	35.201	180.3	47:39.799
23		2:05.354	48.095	42.493	34.766	179.7	49:45.153
24		2:05.966	48.752	41.717	35.497	183.6	51:51.119
25		2:08.399	47.597	41.664	39.138	183.0	53:59.518
26		2:07.443	50.505	41.982	34.956	159.0	56:06.961
27		2:05.578	47.900	42.325	35.353	180.9	58:12.539
28		2:05.033	48.194	41.800	35.039	179.1	1:00:17.572
29		2:04.412	47.838	41.811	34.763	180.3	1:02:21.984
30		2:05.956	47.892	42.900	35.164	181.2	1:04:27.940
31		2:05.528	48.200	41.877	35.451	181.2	1:06:33.468
32		2:07.141	49.070	43.056	35.015	178.2	1:08:40.609
33		2:06.173	48.822	42.169	35.182	179.1	1:10:46.782
34		2:05.716	48.493	42.078	35.145	180.0	1:12:52.498
35		2:06.331	48.267	41.988	36.076	181.2	1:14:58.829
36		2:05.931	47.916	42.463	35.552	181.8	1:17:04.760
37		2:05.944	48.150	42.369	35.425	180.0	1:19:10.704
38		2:05.157	48.034	41.811	35.312	179.4	1:21:15.861
39		2:05.467	48.031	42.203	35.233	180.9	1:23:21.328
40		2:07.163	48.556	42.470	36.137	180.0	1:25:28.491
41		2:04.881	48.686	41.489	34.706	178.5	1:27:33.372
42		2:05.197	47.611	42.327	35.259	182.7	1:29:38.569
43		2:06.496	48.440	42.405	35.651	178.5	1:31:45.065
44		2:07.542	49.150	42.564	35.828	178.2	1:33:52.607
45		2:09.850	50.183	44.292	35.375	163.6	1:36:02.457
46		2:07.067	48.114	43.076	35.877	181.5	1:38:09.524
47		9:29.898	P 49.098	47.056	7:53.744	176.1	1:47:39.422
48		5:56.398	4:34.919	44.791	36.688	78.8	1:53:35.820
49		2:08.864	49.463	43.516	35.885	152.9	1:55:44.684
50		2:07.849	49.594	42.998	35.257	168.2	1:57:52.533
51		2:07.628	48.408	43.896	35.324	174.4	2:00:00.161
52		2:06.446	48.703	42.750	34.993	172.8	2:02:06.607
53		2:05.964	48.584	42.517	34.863	172.2	2:04:12.571

17 SAOCA SPORT 1 — HONDA Civic SAOCA SPORT

Vta.	D	Tiempo	Sector 1	Sector 2	Sector 3	V. Max.	Elapsed
54		2:06.323	48.582	42.647	35.094	176.1	2:06:18.894
55		2:06.017	48.585	42.447	34.985	177.6	2:08:24.911
56		2:05.586	48.275	42.378	34.933	179.4	2:10:30.497
57		2:09.609	48.450	43.361	37.798	179.1	2:12:40.106
58		2:08.191	50.499	42.828	34.864	165.3	2:14:48.297
59		2:05.298	48.000	42.327	34.971	181.2	2:16:53.595
60		2:06.338	48.516	42.925	34.897	178.5	2:18:59.933
61		2:09.578	51.187	43.548	34.843	174.7	2:21:09.511
62		2:04.069	47.770	41.729	34.570	176.4	2:23:13.580
63		2:05.551	48.316	42.230	35.005	176.4	2:25:19.131
64		2:06.038	48.511	42.502	35.025	173.9	2:27:25.169
65		2:06.039	48.597	42.569	34.873	174.4	2:29:31.208
66		2:06.889	48.284	43.307	35.298	177.3	2:31:38.097
67		2:06.132	48.133	42.166	35.833	176.4	2:33:44.229
68		2:07.420	48.988	42.755	35.677	174.1	2:35:51.649
69		2:07.354	48.954	42.539	35.861	154.7	2:37:59.003
70		2:07.618	49.438	43.193	34.987	158.1	2:40:06.621
71		2:06.493	48.611	42.605	35.277	170.3	2:42:13.114
72		2:06.379	48.727	42.681	34.971	173.3	2:44:19.493
73		2:08.182	48.620	42.659	36.903	170.8	2:46:27.675
74		2:09.181	50.775	43.442	34.964	136.3	2:48:36.856
75		2:05.741	48.746	42.031	34.964	170.3	2:50:42.597
76		2:06.721	48.556	42.855	35.310	175.8	2:52:49.318
77		2:11.293	51.847	44.401	35.045	153.8	2:55:00.611
78		2:08.870	49.619	42.557	36.694	162.6	2:57:09.481
79		2:07.935	50.514	42.473	34.948	162.6	2:59:17.416
80		2:06.516	48.781	42.758	34.977	162.6	3:01:23.932
81		2:06.904	49.183	42.520	35.201	170.0	3:03:30.836
82		2:08.854	48.542	44.815	35.497	164.6	3:05:39.690
83		2:06.888	48.727	42.815	35.346	169.2	3:07:46.578
84		2:08.676	48.603	44.786	35.287	170.0	3:09:55.254
85		2:06.693	48.692	42.777	35.224	170.8	3:12:01.947
86		2:06.809	49.231	42.656	34.922	152.9	3:14:08.756
87		2:41.873	P 48.517	50.486	1:02.870	175.0	3:16:50.629
88		14:53.743	13:20.438	51.771	41.534	68.5	3:31:44.372
89		2:18.445	53.163	47.456	37.826	126.6	3:34:02.817
90		2:10.676	50.166	44.401	36.109	146.5	3:36:13.493
91		2:12.121	50.961	45.261	35.899	150.8	3:38:25.614
92		2:08.762	49.619	43.667	35.476	161.6	3:40:34.376
93		2:08.071	49.528	43.095	35.448	167.1	3:42:42.447
94		2:07.449	48.964	43.428	35.057	167.1	3:44:49.896
95		2:10.697	49.085	44.069	37.543	169.5	3:47:00.593
96		2:09.961	49.831	43.978	36.152	166.1	3:49:10.554
97		2:13.545	49.598	44.057	39.890	167.7	3:51:24.099
98		5:23.814	P 55.201	45.525	3:43.088	128.4	3:56:47.913
99		7:03.262	5:42.646	44.033	36.583	89.7	4:03:51.175
100		2:09.877	50.670	43.235	35.972	168.7	4:06:01.052
101		2:08.779	49.277	43.012	36.490	173.3	4:08:09.831
102		2:12.089	49.062	45.497	37.530	170.6	4:10:21.920
103		2:09.841	50.548	42.848	36.445	167.4	4:12:31.761
104		2:08.200	49.244	43.172	35.784	172.2	4:14:39.961
105		2:07.984	49.094	43.218	35.672	177.0	4:16:47.945
106		2:09.415	48.883	43.813	36.719	176.1	4:18:57.360

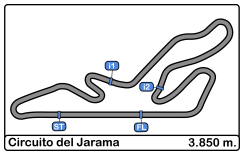

Circuito del Jarama
VI UV Endurance RACE Jarama
Carrera 8 horas resistencia
Lap Analysis

17 SAOCA SPORT HONDA Civic
1 SAOCA SPORT

Vta.	D	Tiempo	Sector 1	Sector 2	Sector 3	V. Max.	Elapsed
107		2:07.114	48.275	43.193	35.646	177.9	4:21:04.474
108		2:06.703	48.918	42.532	35.253	177.6	4:23:11.177
109		2:06.865	48.416	42.997	35.452	177.9	4:25:18.042
110		2:07.250	48.636	43.070	35.544	177.9	4:27:25.292
111		2:07.331	48.421	43.543	35.367	176.7	4:29:32.623
112		2:06.367	48.452	42.612	35.303	177.9	4:31:38.990
113		2:07.248	49.364	42.503	35.381	160.2	4:33:46.238
114		2:07.047	49.054	42.702	35.291	177.9	4:35:53.285
115		2:07.169	48.587	42.894	35.688	177.9	4:38:00.454
116		2:07.294	48.664	42.850	35.780	176.7	4:40:07.748
117		2:07.462	48.883	42.876	35.703	175.0	4:42:15.210
118		2:07.712	49.584	42.759	35.369	175.8	4:44:22.922
119		2:08.084	48.752	43.842	35.490	174.1	4:46:31.006
120		2:06.202	48.498	42.377	35.327	176.4	4:48:37.208
121		2:07.905	49.039	43.577	35.289	171.1	4:50:45.113
122		2:05.988	48.379	42.254	35.355	182.1	4:52:51.101
123		2:06.563	48.479	42.628	35.456	178.8	4:54:57.664
124		2:07.066	48.634	42.906	35.526	178.5	4:57:04.730
125		2:05.702	48.318	42.115	35.269	181.2	4:59:10.432
126		2:06.384	48.214	42.907	35.263	180.9	5:01:16.816
127		2:06.465	48.773	42.498	35.194	173.6	5:03:23.281
128		2:05.984	48.603	42.129	35.252	179.7	5:05:29.265
129		2:05.982	47.653	43.061	35.268	182.1	5:07:35.247
130		2:06.030	48.358	42.235	35.437	182.4	5:09:41.277
131		2:06.088	48.339	42.287	35.462	177.9	5:11:47.365
132		2:09.037	48.037	44.177	36.823	181.8	5:13:56.402
133		2:07.260	48.555	43.496	35.209	180.3	5:16:03.662
134		2:06.405	48.633	42.734	35.038	184.6	5:18:10.067
135		2:08.241	48.037	44.198	36.006	181.5	5:20:18.308
136		2:06.690	48.755	42.862	35.073	178.2	5:22:24.998
137		2:05.468	48.437	41.983	35.048	178.2	5:24:30.466
138		2:05.446	48.436	42.089	34.921	178.8	5:26:35.912
139		2:07.158	48.051	43.961	35.146	183.6	5:28:43.070
140		2:06.045	48.162	43.267	34.616	179.4	5:30:49.115
141		2:06.244	47.899	43.321	35.024	185.2	5:32:55.359
142		2:08.586	48.628	43.257	36.701	185.5	5:35:03.945
143		2:07.321	49.182	43.272	34.867	174.1	5:37:11.266
144		2:12.078	51.385	44.224	36.469	179.1	5:39:23.344
145		2:08.578	50.079	43.117	35.382	159.7	5:41:31.922
146		5:23.379	P 48.202	46.733	3:48.444	176.4	5:46:55.301
147		6:10.648	4:47.044	45.525	38.079	82.7	5:53:05.949
148		2:12.089	52.693	43.887	35.509	168.7	5:55:18.038
149		2:06.336	48.649	42.663	35.024	172.2	5:57:24.374
150		2:05.784	48.472	42.356	34.956	174.4	5:59:30.158
151		2:07.941	48.557	42.298	37.086	180.6	6:01:38.099
152		2:06.529	48.374	42.372	35.783	176.4	6:03:44.628
153		2:07.881	48.864	43.469	35.548	175.8	6:05:52.509
154		2:07.106	49.787	42.480	34.839	148.9	6:07:59.615
155		2:07.829	48.054	43.505	36.270	173.0	6:10:07.444
156		2:06.028	48.712	42.609	34.707	165.6	6:12:13.472
157		2:05.748	47.981	42.600	35.167	179.4	6:14:19.220
158		2:08.320	48.322	43.455	36.543	173.3	6:16:27.540
159		2:07.014	48.925	43.058	35.031	164.8	6:18:34.554

17 SAOCA SPORT HONDA Civic
1 SAOCA SPORT

Vta.	D	Tiempo	Sector 1	Sector 2	Sector 3	V. Max.	Elapsed
160		2:05.989	48.426	42.452	35.111	167.4	6:20:40.543
161		2:22.612	50.768	51.774	40.070	139.8	6:23:03.155
162		3:11.533	53.351	56.468	1:21.714	130.1	6:26:14.688
163		4:02.653	1:47.333	1:34.842	40.478	66.7	6:30:17.341
164		2:12.796	51.766	43.728	37.302	152.3	6:32:30.137
165		2:10.298	50.340	44.250	35.708	150.6	6:34:40.435
166		2:12.272	48.648	45.182	38.442	169.5	6:36:52.707
167		2:12.464	49.135	46.802	36.527	169.8	6:39:05.171
168		2:08.271	49.508	43.465	35.298	166.4	6:41:13.442
169		2:08.535	49.529	44.182	34.824	160.2	6:43:21.977
170		2:07.291	48.389	43.530	35.372	170.8	6:45:29.268
171		2:06.064	48.177	43.029	34.858	170.3	6:47:35.332
172		2:08.206	49.015	43.145	36.046	167.1	6:49:43.538
173		2:08.353	49.408	44.066	34.879	165.3	6:51:51.891
174		2:05.114	47.830	42.614	34.670	177.3	6:53:57.005
175		2:06.247	48.455	43.217	34.575	158.3	6:56:03.252
176		2:07.022	47.879	44.244	34.899	167.7	6:58:10.274
177		2:05.445	47.539	42.917	34.989	177.9	7:00:15.719
178		2:05.212	47.765	42.648	34.799	179.1	7:02:20.931
179		2:09.638	50.762	43.621	35.255	170.6	7:04:30.569
180		2:07.536	49.801	42.968	34.767	173.3	7:06:38.105
181		2:06.472	48.460	42.945	35.067	177.6	7:08:44.577
182		2:11.405	49.069	43.728	38.608	173.6	7:10:55.982
183		2:16.727	50.666	47.817	38.244	154.5	7:13:12.709
184		2:14.546	49.848	46.267	38.431	152.7	7:15:27.255
185		2:14.070	50.606	47.000	36.464	146.3	7:17:41.325
186		2:09.733	49.278	44.552	35.903	159.0	7:19:51.058
187		2:10.816	48.712	45.806	36.298	163.6	7:22:01.874
188		2:11.652	49.197	45.639	36.816	166.4	7:24:13.526
189		2:16.371	51.234	47.302	37.835	165.8	7:26:29.897
190		2:16.273	51.164	46.345	38.764	146.9	7:28:46.170
191		2:18.321	53.106	46.988	38.227	148.5	7:31:04.491
192		2:21.064	51.175	49.486	40.403	157.6	7:33:25.555
193		2:16.168	51.957	46.434	37.777	149.3	7:35:41.723
194		2:20.801	53.432	49.782	37.587	157.2	7:38:02.524
195		2:17.183	51.303	47.625	38.255	153.4	7:40:19.707
196		2:15.763	50.612	48.844	36.307	155.1	7:42:35.470
197		2:20.616	52.944	48.334	39.338	159.5	7:44:56.086
198		2:20.867	53.088	48.631	39.148	147.5	7:47:16.953
199		2:21.467	53.374	50.294	37.799	140.4	7:49:38.420
200		2:13.364	51.030	46.114	36.220	156.9	7:51:51.784
201		2:10.788	50.104	44.534	36.150	156.9	7:54:02.572
202		2:11.594	49.441	46.396	35.757	158.1	7:56:14.166
203		2:13.769	48.543	46.104	39.122	164.6	7:58:27.935
204		2:13.125	48.683	47.706	36.736	164.3	8:00:41.060
205		2:24.265	52.364	51.970	39.931	144.7	8:03:05.325

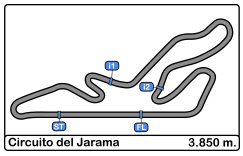

Circuito del Jarama
VI UV Endurance RACE Jarama
Carrera 8 horas resistencia
Lap Analysis

18 SAAB ENDURANCE RACING SOCIETY — SAAB

2 SAAB ENDURANCE RACING SOCIETY

Vta.	D	Tiempo	Sector 1	Sector 2	Sector 3	V. Max.	Elapsed
1		2:36.177	1:11.579	45.766	38.832	142.6	2:36.177
2		2:15.152	50.540	46.382	38.230	170.3	4:51.329
3		2:14.123	50.156	46.752	37.215	177.9	7:05.452
4		2:13.753	50.563	46.137	37.053	173.6	9:19.205
5		2:12.627	50.050	45.711	36.866	177.6	11:31.832
6		7:23.581	49.740	5:49.920	43.921	177.3	18:55.413
7		2:28.765	1:04.292	47.797	36.676	91.2	21:24.178
8		2:12.826	50.040	45.696	37.090	170.8	23:37.004
9		2:15.504	51.168	46.525	37.811	175.6	25:52.508
10		2:13.491	50.855	45.194	37.442	171.7	28:05.999
11		2:15.380	50.484	47.850	37.046	163.8	30:21.379
12		2:14.520	51.101	46.056	37.363	159.5	32:35.899
13		2:15.342	49.900	46.403	39.039	177.0	34:51.241
14		2:15.836	51.702	46.366	37.768	176.4	37:07.077
15		2:17.387	51.735	47.412	38.240	175.3	39:24.464
16		2:13.325	49.524	45.496	38.305	178.5	41:37.789
17		2:13.526	49.447	45.004	39.075	177.0	43:51.315
18		2:12.152	49.626	45.393	37.133	182.1	46:03.467
19		2:10.921	49.531	44.519	36.871	177.0	48:14.388
20		2:10.180	49.476	44.082	36.622	177.3	50:24.568
21		2:11.763	49.699	45.039	37.025	178.5	52:36.331
22		2:25.061	50.242	47.569	47.250	177.0	55:01.392
23		16:27.741	12:06.499	48.479	3:32.763	76.2	1:11:29.133
24		2:43.808	1:16.895	47.503	39.410	83.9	1:14:12.941
25		2:15.785	51.090	46.395	38.300	168.7	1:16:28.726
26		2:16.865	51.047	47.641	38.177	173.3	1:18:45.591
27		2:16.337	51.606	47.309	37.422	173.0	1:21:01.928
28		2:13.579	50.396	45.974	37.209	175.3	1:23:15.507
29		2:14.195	50.147	46.200	37.848	175.8	1:25:29.702
30		2:12.409	49.601	45.339	37.469	171.7	1:27:42.111
31		2:14.671	51.854	46.247	36.570	174.7	1:29:56.782
32		2:11.072	49.337	44.763	36.972	174.4	1:32:07.854
33		2:10.796	49.325	44.772	36.699	176.7	1:34:18.650
34		2:13.200	50.868	45.604	36.728	175.0	1:36:31.850
35		2:11.747	49.275	45.804	36.668	176.7	1:38:43.597
36		2:12.067	49.561	45.648	36.858	171.1	1:40:55.664
37		2:11.696	49.491	45.296	36.909	171.4	1:43:07.360
38		2:57.702	50.665	55.820	1:11.217	173.3	1:46:05.062

19 RACING TO ENJOY — BMW E36 325i

3 RACING TO ENJOY

Vta.	D	Tiempo	Sector 1	Sector 2	Sector 3	V. Max.	Elapsed
1		2:03.288	52.756	38.507	32.025	171.7	2:03.288
2		1:55.403	44.454	38.522	32.427	197.0	3:58.691
3		1:55.372	44.455	38.478	32.439	198.5	5:54.063
4		1:55.432	44.279	38.678	32.475	198.1	7:49.495
5		1:55.234	44.213	38.724	32.297	198.8	9:44.729
6		1:55.492	44.260	38.800	32.432	198.8	11:40.221
7		1:56.235	44.149	39.393	32.693	200.0	13:36.456
8		2:06.018	44.452	43.992	37.574	199.6	15:42.474
9		4:10.372	1:37.330	1:42.983	50.059	85.0	19:52.846
10		1:54.495	43.869	38.436	32.190	198.1	21:47.341
11		1:55.084	44.228	38.539	32.317	197.4	23:42.425
12		1:55.651	44.409	38.746	32.496	198.5	25:38.076
13		1:55.792	44.525	38.684	32.583	202.6	27:33.868
14		1:55.295	44.102	38.740	32.453	191.1	29:29.163
15		1:55.219	44.152	38.585	32.482	198.5	31:24.382
16		1:56.535	44.699	39.033	32.803	198.8	33:20.917
17		1:56.623	44.536	39.159	32.928	199.2	35:17.540
18		1:57.031	44.639	38.946	33.446	199.2	37:14.571
19		1:56.830	44.561	39.387	32.882	199.6	39:11.401
20		1:56.605	44.513	39.207	32.885	198.5	41:08.006
21		1:56.436	44.456	39.359	32.621	200.3	43:04.442
22		1:56.539	44.290	38.940	33.309	198.5	45:00.981
23		1:57.674	44.910	38.941	33.823	202.6	46:58.655
24		1:56.496	44.654	39.090	32.752	203.0	48:55.151
25		1:58.216	45.016	39.762	33.438	197.0	50:53.367
26		1:57.737	44.834	39.492	33.411	196.7	52:51.104
27		2:03.176	45.282	39.996	37.898	187.8	54:54.280
28		1:59.175	45.623	40.288	33.264	191.4	56:53.455
29		1:57.317	45.152	39.530	32.635	192.8	58:50.772
30		1:58.129	45.170	39.672	33.287	194.9	1:00:48.901
31		1:57.741	45.075	39.665	33.001	193.8	1:02:46.642
32		1:58.493	45.531	40.044	32.918	186.2	1:04:45.135
33		1:58.395	45.602	39.810	32.983	190.1	1:06:43.530
34		1:59.268	45.127	40.130	34.011	192.8	1:08:42.798
35		1:57.412	45.308	39.453	32.651	192.5	1:10:40.210
36		1:56.355	44.567	39.259	32.529	196.3	1:12:36.565
37		1:56.928	44.860	39.388	32.680	199.2	1:14:33.493
38		1:57.706	45.184	39.438	33.084	195.2	1:16:31.199
39		1:58.233	45.284	39.950	32.999	191.1	1:18:29.432
40		1:57.592	45.392	39.269	32.931	180.3	1:20:27.024
41		1:57.237	45.123	39.444	32.670	196.0	1:22:24.261
42		1:58.462	45.765	39.800	32.897	182.1	1:24:22.723
43		1:57.898	45.278	39.614	33.006	194.2	1:26:20.621
44		1:58.090	45.151	39.860	33.079	192.5	1:28:18.711
45		4:47.538	45.320	39.820	3:22.398	194.5	1:33:06.249
46		4:13.692	2:59.624	40.920	33.148	91.3	1:37:19.941
47		1:58.749	45.508	39.935	33.306	191.8	1:39:18.690
48		1:58.889	46.078	39.782	33.029	191.1	1:41:17.579
49		1:57.908	45.212	39.525	33.171	191.1	1:43:15.487
50		1:56.422	44.877	39.070	32.475	194.2	1:45:11.909
51		1:56.876	44.713	39.239	32.924	196.7	1:47:08.785
52		1:57.388	45.122	39.370	32.896	196.0	1:49:06.173
53		1:58.006	44.919	40.368	32.719	194.2	1:51:04.179

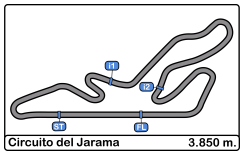

Circuito del Jarama
VI UV Endurance RACE Jarama
Carrera 8 horas resistencia
Lap Analysis

19 RACING TO ENJOY BMW E36 325i
3 RACING TO ENJOY

Vta.	D	Tiempo	Sector 1	Sector 2	Sector 3	V. Max.	Elapsed
54		1:56.643	44.711	39.190	32.742	200.0	1:53:00.822
55		1:57.918	45.703	39.543	32.672	200.3	1:54:58.740
56		1:56.916	44.895	39.276	32.745	197.4	1:56:55.656
57		1:58.084	45.340	39.617	33.127	198.1	1:58:53.740
58		1:57.708	45.277	39.580	32.851	188.4	2:00:51.448
59		1:57.668	45.570	39.482	32.616	194.9	2:02:49.116
60		1:57.320	44.886	39.560	32.874	196.3	2:04:46.436
61		1:57.359	45.009	39.616	32.734	188.1	2:06:43.795
62		1:56.973	44.885	39.313	32.775	193.5	2:08:40.768
63		1:57.766	44.909	39.616	33.241	199.6	2:10:38.534
64		1:57.967	44.798	39.547	33.622	198.8	2:12:36.501
65		1:56.989	45.177	39.300	32.512	197.8	2:14:33.490
66		1:56.963	45.030	39.285	32.648	199.2	2:16:30.453
67		1:58.911	44.922	40.083	33.906	200.0	2:18:29.364
68		1:58.005	45.269	39.761	32.975	193.8	2:20:27.369
69		1:58.927	45.374	40.028	33.525	191.4	2:22:26.296
70		1:56.818	44.951	39.284	32.583	198.8	2:24:23.114
71		1:57.764	44.904	39.415	33.445	197.8	2:26:20.878
72		1:57.611	45.406	39.160	33.045	197.8	2:28:18.489
73		1:57.212	44.754	39.586	32.872	200.3	2:30:15.701
74		1:57.219	44.997	39.476	32.746	198.1	2:32:12.920
75		1:56.595	44.974	39.218	32.403	196.0	2:34:09.515
76		1:57.737	44.724	39.720	33.293	201.8	2:36:07.252
77		1:57.099	44.854	39.669	32.576	197.4	2:38:04.351
78		1:56.566	45.097	38.751	32.718	192.5	2:40:00.917
79		1:56.474	44.872	39.209	32.393	197.8	2:41:57.391
80		1:57.452	44.829	39.682	32.941	203.3	2:43:54.843
81		1:58.605	44.709	39.310	34.586	198.1	2:45:53.448
82		1:56.416	44.975	39.069	32.372	197.4	2:47:49.864
83		4:24.819 P	44.411	39.056	3:01.352	199.6	2:52:14.683
84		6:40.513	5:24.588	41.037	34.888	96.8	2:58:55.196
85		2:07.820 P	47.188	40.652	39.980	168.7	3:01:03.016
86		2:18.367	1:03.851	40.966	33.550	100.7	3:03:21.383
87		1:59.124	45.561	40.352	33.211	188.1	3:05:20.507
88		2:02.475	46.428	41.908	34.139	189.8	3:07:22.982
89		2:01.160	46.375	41.021	33.764	177.3	3:09:24.142
90		2:01.637	47.195	40.319	34.123	171.1	3:11:25.779
91		2:00.394	46.582	40.372	33.440	180.9	3:13:26.173
92		1:58.860	45.540	39.988	33.332	190.4	3:15:25.033
93		1:58.681	45.458	39.695	33.528	190.4	3:17:23.714
94		1:58.708	45.620	39.694	33.394	189.1	3:19:22.422
95		1:58.994	45.317	40.361	33.316	186.8	3:21:21.416
96		1:58.632	45.814	39.416	33.402	182.4	3:23:20.048
97		1:58.656	45.527	39.923	33.206	191.4	3:25:18.704
98		1:59.624	46.523	40.217	32.884	185.8	3:27:18.328
99		1:57.884	44.967	39.791	33.126	197.4	3:29:16.212
100		1:59.460	45.209	39.659	34.592	192.8	3:31:15.672
101		1:58.788	45.799	40.237	32.752	188.8	3:33:14.460
102		1:58.312	45.458	39.456	33.398	188.4	3:35:12.772
103		1:58.027	45.240	39.844	32.943	189.1	3:37:10.799
104		1:57.575	45.175	39.546	32.854	196.7	3:39:08.374
105		1:56.647	44.578	39.368	32.701	199.6	3:41:05.021
106		1:57.216	44.927	39.617	32.672	197.0	3:43:02.237

19 RACING TO ENJOY BMW E36 325i
3 RACING TO ENJOY

Vta.	D	Tiempo	Sector 1	Sector 2	Sector 3	V. Max.	Elapsed
107		1:59.057	45.973	40.240	32.844	193.5	3:45:01.294
108		1:57.697	44.914	39.003	33.780	191.8	3:46:58.991
109		1:58.386	45.571	39.671	33.144	188.1	3:48:57.377
110		1:58.535	45.860	39.164	33.511	192.1	3:50:55.912
111		1:56.956	45.150	39.181	32.625	188.4	3:52:52.868
112		1:58.113	45.208	39.930	32.975	194.2	3:54:50.981
113		1:56.577	44.900	38.840	32.837	196.7	3:56:47.558
114		1:56.679	45.005	39.211	32.463	195.6	3:58:44.237
115		1:57.896	44.827	39.305	33.764	194.9	4:00:42.133
116		1:57.394	44.910	39.514	32.970	197.4	4:02:39.527
117		1:58.032	44.967	40.261	32.804	193.5	4:04:37.559
118		1:57.264	44.999	39.394	32.871	193.2	4:06:34.823
119		1:59.834	44.977	41.554	33.303	197.0	4:08:34.657
120		1:58.180	45.850	39.695	32.635	180.9	4:10:32.837
121		1:57.401	44.607	39.742	33.052	193.5	4:12:30.238
122		1:57.724	44.839	39.967	32.918	191.1	4:14:27.962
123		1:57.119	45.264	39.164	32.691	188.4	4:16:25.081
124		1:57.279	44.767	40.110	32.402	198.5	4:18:22.360
125		1:58.035	44.725	40.662	32.648	194.9	4:20:20.395
126		1:56.730	44.803	39.447	32.480	193.5	4:22:17.125
127		1:56.507	44.418	39.273	32.816	199.2	4:24:13.632
128		1:56.944	44.365	39.697	32.882	198.1	4:26:10.576
129		1:57.372	45.238	39.601	32.533	189.4	4:28:07.948
130		1:56.959	44.826	39.238	32.895	199.6	4:30:04.907
131		1:56.463	44.926	39.279	32.258	192.5	4:32:01.370
132		4:26.310 P	44.886	39.235	3:02.189	189.1	4:36:27.680
133		6:31.426	5:18.020	40.061	33.345	99.3	4:42:59.106
134		1:56.903	45.035	39.249	32.619	183.0	4:44:56.009
135		1:56.415	44.744	39.251	32.420	181.5	4:46:52.424
136		1:55.658	44.435	38.939	32.284	188.4	4:48:48.082
137		1:55.095	43.963	38.911	32.221	191.8	4:50:43.177
138		1:56.431	44.663	39.256	32.512	184.9	4:52:39.608
139		1:57.420	44.371	39.907	33.142	186.2	4:54:37.028
140		1:57.502	44.925	39.933	32.644	182.1	4:56:34.530
141		1:55.282	43.763	39.340	32.179	193.5	4:58:29.812
142		1:55.233	44.137	39.075	32.021	187.5	5:00:25.045
143		1:57.371	45.248	39.216	32.907	182.7	5:02:22.416
144		1:56.657	44.681	39.341	32.635	185.8	5:04:19.073
145		1:56.603	44.521	39.279	32.803	187.1	5:06:15.676
146		1:56.397	44.345	39.374	32.678	194.9	5:08:12.073
147		1:56.849	44.432	39.336	33.081	191.1	5:10:08.922
148		1:57.118	44.838	39.747	32.533	185.2	5:12:06.040
149		1:56.074	44.467	39.058	32.549	190.4	5:14:02.114
150		1:57.196	44.560	39.685	32.951	189.4	5:15:59.310
151		1:57.094	44.302	39.911	32.881	195.2	5:17:56.404
152		1:57.116	44.248	39.216	33.652	192.8	5:19:53.520
153		1:57.053	45.292	39.144	32.617	186.8	5:21:50.573
154		1:56.169	44.684	38.947	32.538	187.1	5:23:46.742
155		1:55.822	44.285	39.018	32.519	193.2	5:25:42.564
156		1:55.771	44.211	39.148	32.412	197.0	5:27:38.335
157		1:55.490	43.975	39.084	32.431	196.7	5:29:33.825
158		1:55.658	44.186	39.080	32.392	198.1	5:31:29.483
159		1:56.020	44.240	39.216	32.564	198.1	5:33:25.503

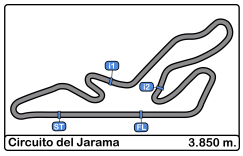

Circuito del Jarama
VI UV Endurance RACE Jarama
Carrera 8 horas resistencia
Lap Analysis

19 RACING TO ENJOY BMW E36 325i
3 RACING TO ENJOY

Vta.	D	Tiempo	Sector 1	Sector 2	Sector 3	V. Max.	Elapsed
160		1:55.655	44.110	39.173	32.372	199.6	5:35:21.158
161		1:57.579	46.295	38.726	32.558	200.7	5:37:18.737
162		1:59.810	46.854	40.024	32.932	196.7	5:39:18.547
163		1:56.200	44.952	38.808	32.440	192.8	5:41:14.747
164		1:56.506	44.813	39.004	32.689	191.1	5:43:11.253
165		1:56.343	44.748	39.001	32.594	192.1	5:45:07.596
166		1:56.217	44.437	38.994	32.786	191.8	5:47:03.813
167		1:56.137	44.229	39.088	32.820	200.7	5:48:59.950
168		1:56.151	44.292	39.393	32.466	195.2	5:50:56.101
169		1:56.291	44.451	39.134	32.706	194.2	5:52:52.392
170		1:56.382	44.425	39.037	32.920	193.8	5:54:48.774
171		5:29.982	P 44.880	38.858	4:06.244	191.1	6:00:18.756
172		5:31.545	4:19.104	39.549	32.892	102.7	6:05:50.301
173		1:58.247	45.883	39.693	32.671	171.9	6:07:48.548
174		1:56.861	44.846	39.486	32.529	177.9	6:09:45.409
175		1:58.516	45.193	38.746	34.577	177.6	6:11:43.925
176		1:55.638	44.653	38.716	32.269	180.9	6:13:39.563
177		1:55.467	44.332	38.848	32.287	185.2	6:15:35.030
178		1:56.522	45.069	38.852	32.601	175.8	6:17:31.552
179		1:55.973	44.576	38.919	32.478	181.5	6:19:27.525
180		1:56.466	44.592	39.355	32.519	186.2	6:21:23.991
181		4:32.566	1:36.041	1:35.066	1:21.459	99.5	6:25:56.557
182		4:12.674	1:50.915	1:36.529	45.230	50.2	6:30:09.231
183		1:58.171	45.766	39.698	32.707	181.8	6:32:07.402
184		1:56.414	44.579	39.350	32.485	191.1	6:34:03.816
185		1:56.385	44.388	39.596	32.401	190.4	6:36:00.201
186		1:57.818	45.242	39.514	33.062	186.8	6:37:58.019
187		1:57.260	45.248	39.337	32.675	179.4	6:39:55.279
188		1:56.752	44.714	39.278	32.760	183.6	6:41:52.031
189		1:56.859	44.663	39.639	32.557	182.4	6:43:48.890
190		1:56.488	44.741	39.249	32.498	188.4	6:45:45.378
191		1:57.806	44.951	40.192	32.663	178.8	6:47:43.184
192		1:57.372	45.224	39.684	32.464	179.4	6:49:40.556
193		1:56.726	44.614	39.628	32.484	194.2	6:51:37.282
194		1:56.527	44.685	39.515	32.327	182.7	6:53:33.809
195		1:57.166	44.916	39.951	32.299	194.2	6:55:30.975
196		1:57.006	44.659	39.851	32.496	187.1	6:57:27.981
197		1:58.513	45.156	39.798	33.559	182.4	6:59:26.494
198		1:56.626	44.869	39.156	32.601	186.5	7:01:23.120
199		1:56.398	44.585	39.282	32.531	191.4	7:03:19.518
200		1:57.032	44.779	39.680	32.573	180.9	7:05:16.550
201		1:57.869	44.843	40.322	32.704	184.3	7:07:14.419
202		1:57.674	44.857	40.404	32.413	189.4	7:09:12.093
203		1:56.806	44.831	39.567	32.408	190.4	7:11:08.899
204		2:01.266	44.681	39.894	36.691	186.8	7:13:10.165
205		4:50.112	P 46.231	41.560	3:22.321	166.1	7:18:00.277
206		4:20.477	3:07.740	39.859	32.878	100.0	7:22:20.754
207		1:57.306	44.853	39.481	32.972	181.5	7:24:18.060
208		1:56.924	44.753	39.508	32.663	184.3	7:26:14.984
209		1:56.932	45.100	39.267	32.565	183.9	7:28:11.916
210		1:56.822	45.223	39.227	32.372	191.1	7:30:08.738
211		1:56.240	44.368	39.422	32.450	194.5	7:32:04.978
212		1:57.536	44.415	40.232	32.889	191.1	7:34:02.514

19 RACING TO ENJOY BMW E36 325i
3 RACING TO ENJOY

Vta.	D	Tiempo	Sector 1	Sector 2	Sector 3	V. Max.	Elapsed
213		1:56.322	44.600	39.237	32.485	188.4	7:35:58.836
214		1:57.102	44.582	39.921	32.599	182.4	7:37:55.938
215		1:57.152	44.795	39.731	32.626	183.3	7:39:53.090
216		1:59.958	47.187	39.557	33.214	169.8	7:41:53.048
217		1:57.782	45.179	39.689	32.914	185.2	7:43:50.830
218		1:56.988	44.791	39.428	32.769	189.4	7:45:47.818
219		1:58.121	45.325	40.075	32.721	177.0	7:47:45.939
220		1:59.009	44.868	39.584	34.557	193.2	7:49:44.948
221		1:59.340	46.839	40.029	32.472	172.5	7:51:44.288
222		1:58.494	45.191	40.255	33.048	179.7	7:53:42.782
223		1:58.257	44.998	40.264	32.995	180.3	7:55:41.039
224		1:56.959	44.812	39.653	32.494	182.7	7:57:37.998
225		1:56.030	44.583	39.149	32.298	190.1	7:59:34.028
226		1:57.442	44.591	40.683	32.168	198.8	8:01:31.470

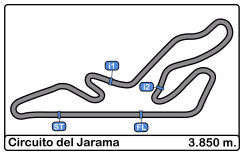

Circuito del Jarama
VI UV Endurance RACE Jarama
Carrera 8 horas resistencia
Lap Analysis

20 CLASICOS REDAN BMW 325i E30
3 CLASICOS REDAN

Vta.	D	Tiempo	Sector 1	Sector 2	Sector 3	V. Max.	Elapsed
1		2:23.760	1:04.947	43.259	35.554	160.7	2:23.760
2		2:07.594	48.892	43.124	35.578	185.8	4:31.354
3		2:06.111	48.229	42.479	35.403	185.2	6:37.465
4		2:06.609	48.220	42.694	35.695	182.4	8:44.074
5		2:05.759	47.749	42.819	35.191	182.1	10:49.833
6		2:04.521	47.680	41.803	35.038	182.4	12:54.354
7		2:07.759	47.350	43.026	37.383	187.8	15:02.113
8		2:18.000	52.628	48.682	36.690	150.2	17:20.113
9		2:54.096	48.924	1:13.486	51.686	166.1	20:14.209
10		2:06.365	48.977	42.347	35.041	175.8	22:20.574
11		2:05.596	48.309	42.284	35.003	184.3	24:26.170
12		2:05.167	47.621	42.626	34.920	183.9	26:31.337
13		2:05.175	47.516	42.340	35.319	183.9	28:36.512
14		2:05.686	48.016	42.348	35.322	183.6	30:42.198
15		2:05.132	47.802	42.259	35.071	183.9	32:47.330
16		2:04.991	47.587	42.320	35.084	183.9	34:52.321
17		2:05.355	47.925	42.252	35.178	174.4	36:57.676
18		2:05.409	47.534	41.941	35.934	182.7	39:03.085
19		2:07.235	48.219	43.052	35.964	180.3	41:10.320
20		2:06.290	48.066	43.046	35.178	180.3	43:16.610
21		2:18.453	49.008	44.177	45.268	178.8	45:35.063
22		4:47.532	3:25.587	44.963	36.982	80.8	50:22.595
23		2:12.067	50.694	44.794	36.579	164.3	52:34.662
24		2:11.974	50.003	45.440	36.531	170.0	54:46.636
25		2:11.018	49.608	43.587	37.823	163.6	56:57.654
26		2:09.319	49.028	44.260	36.031	178.5	59:06.973
27		2:10.923	49.155	45.663	36.105	161.9	1:01:17.896
28		2:07.138	49.528	42.054	35.556	175.8	1:03:25.034
29		2:07.428	50.195	42.102	35.131	170.8	1:05:32.462
30		2:06.593	49.521	42.250	34.822	181.2	1:07:39.055
31		2:05.549	48.099	42.425	35.025	172.2	1:09:44.604
32		2:08.348	48.215	43.702	36.431	178.8	1:11:52.952
33		2:06.011	48.391	42.570	35.050	175.3	1:13:58.963
34		2:04.779	47.644	41.999	35.136	178.5	1:16:03.742
35		2:06.272	48.547	42.431	35.294	176.7	1:18:10.014
36		2:08.528	49.034	43.018	36.476	169.5	1:20:18.542
37		4:35.107	48.700	42.964	3:03.443	178.8	1:24:53.649
38		4:36.355	3:13.080	46.071	37.204	68.2	1:29:30.004
39		2:15.068	51.074	46.345	37.649	156.9	1:31:45.072
40		2:15.546	51.604	46.883	37.059	154.0	1:34:00.618
41		2:14.069	50.423	46.240	37.406	166.4	1:36:14.687
42		2:13.825	50.820	44.871	38.134	151.0	1:38:28.512
43		2:11.412	50.451	44.327	36.634	163.1	1:40:39.924
44		2:10.345	49.680	44.174	36.491	170.0	1:42:50.269
45		2:11.089	49.854	45.104	36.131	173.3	1:45:01.358
46		2:11.291	49.855	43.786	37.650	170.3	1:47:12.649
47		2:10.991	49.479	44.207	37.305	176.1	1:49:23.640
48		2:12.088	51.709	43.851	36.528	153.4	1:51:35.728
49		2:09.065	49.387	43.470	36.208	177.3	1:53:44.793
50		2:10.942	49.725	44.270	36.947	174.1	1:55:55.735
51		2:09.866	49.831	43.684	36.351	171.9	1:58:05.601
52		2:10.043	50.171	43.646	36.226	166.1	2:00:15.644
53		2:08.734	49.296	43.376	36.062	171.4	2:02:24.378

20 CLASICOS REDAN BMW 325i E30
3 CLASICOS REDAN

Vta.	D	Tiempo	Sector 1	Sector 2	Sector 3	V. Max.	Elapsed
54		2:10.152	49.645	43.721	36.786	175.3	2:04:34.530
55		2:10.879	50.588	43.271	37.020	173.0	2:06:45.409
56		2:10.990	49.051	44.249	37.690	180.9	2:08:56.399
57		2:11.344	51.440	43.302	36.602	164.6	2:11:07.743
58		2:12.926	51.755	44.346	36.825	163.6	2:13:20.669
59		2:21.680	51.153	43.809	46.718	173.6	2:15:42.349
60		4:31.241	3:03.180	48.763	39.298	80.4	2:20:13.590
61		2:16.182	53.460	45.712	37.010	165.3	2:22:29.772
62		2:13.259	49.545	44.544	39.170	178.2	2:24:43.031
63		2:10.330	49.961	44.025	36.344	175.6	2:26:53.361
64		2:15.747	52.784	45.938	37.025	168.7	2:29:09.108
65		2:10.482	49.947	43.986	36.549	178.8	2:31:19.590
66		2:08.346	49.380	43.293	35.673	170.3	2:33:27.936
67		2:07.296	48.717	42.866	35.713	176.7	2:35:35.232
68		2:37.737	48.482	49.950	59.305	182.1	2:38:12.969
69		15:32.443	14:11.010	44.750	36.683	62.8	2:53:45.412
70		2:11.138	49.957	44.891	36.290	172.8	2:55:56.550
71		2:10.682	50.581	44.297	35.804	169.2	2:58:07.232
72		2:08.434	48.393	44.361	35.680	180.3	3:00:15.666
73		2:09.108	49.922	43.335	35.851	180.6	3:02:24.774
74		2:08.573	49.108	43.855	35.610	162.4	3:04:33.347
75		2:08.734	48.469	42.943	37.322	183.9	3:06:42.081
76		2:09.651	50.663	43.148	35.840	159.5	3:08:51.732
77		2:06.719	48.337	42.670	35.712	170.3	3:10:58.451
78		2:09.663	51.712	42.841	35.110	165.1	3:13:08.114
79		2:07.300	49.060	43.225	35.015	165.8	3:15:15.414
80		2:06.983	47.762	43.904	35.317	178.8	3:17:22.397
81		2:09.763	49.919	43.495	36.349	168.7	3:19:32.160
82		2:07.546	49.204	43.042	35.300	179.4	3:21:39.706
83		4:36.137	48.743	43.349	3:04.045	172.8	3:26:15.843
84		7:04.327	5:41.131	45.922	37.274	83.7	3:33:20.170
85		2:13.372	51.292	45.248	36.832	153.8	3:35:33.542
86		2:09.590	49.914	43.414	36.262	169.0	3:37:43.132
87		2:10.038	49.877	43.848	36.313	150.8	3:39:53.170
88		2:08.998	49.388	43.759	35.851	170.8	3:42:02.168
89		2:07.221	48.905	42.874	35.442	178.2	3:44:09.389
90		2:07.105	48.525	42.895	35.685	181.2	3:46:16.494
91		2:07.115	48.830	42.637	35.648	177.3	3:48:23.609
92		2:10.739	48.522	44.691	37.526	179.7	3:50:34.348
93		2:10.454	49.618	44.907	35.929	172.5	3:52:44.802
94		2:07.533	48.583	43.249	35.701	177.6	3:54:52.335
95		2:06.768	48.502	43.018	35.248	178.2	3:56:59.103
96		2:05.755	48.305	42.291	35.159	177.6	3:59:04.858
97		2:05.616	48.402	42.140	35.074	181.2	4:01:10.474
98		2:05.904	47.826	43.205	34.873	173.9	4:03:16.378
99		2:05.396	48.185	42.049	35.162	179.4	4:05:21.774
100		2:08.246	48.615	43.127	36.504	177.9	4:07:30.020
101		2:07.373	49.015	43.084	35.274	174.7	4:09:37.393
102		2:07.668	48.405	43.351	35.912	178.5	4:11:45.061
103		2:16.330	49.195	43.534	43.601	173.0	4:14:01.391
104		4:51.519	3:28.163	45.703	37.653	78.3	4:18:52.910
105		2:14.931	51.526	46.120	37.285	161.9	4:21:07.841
106		2:13.269	50.773	45.097	37.399	167.1	4:23:21.110

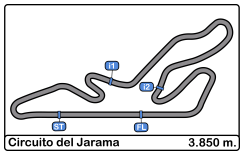

Circuito del Jarama
VI UV Endurance RACE Jarama
Carrera 8 horas resistencia
Lap Analysis

20 CLASICOS REDAN BMW 325i E30
3 CLASICOS REDAN

Vta.	D	Tiempo	Sector 1	Sector 2	Sector 3	V. Max.	Elapsed
107		2:13.630	50.461	46.584	36.585	161.6	4:25:34.740
108		2:12.145	51.622	44.120	36.403	164.3	4:27:46.885
109		2:11.692	49.719	44.182	37.791	165.6	4:29:58.577
110		2:12.405	49.865	45.278	37.262	171.4	4:32:10.982
111		2:09.731	49.517	43.896	36.318	167.7	4:34:20.713
112		2:10.383	50.373	43.757	36.253	156.0	4:36:31.096
113		2:09.362	49.812	43.274	36.276	169.8	4:38:40.458
114		2:12.717	52.051	44.127	36.539	166.6	4:40:53.175
115		2:11.456	49.568	45.503	36.385	172.8	4:43:04.631
116		2:08.603	49.561	43.070	35.972	169.8	4:45:13.234
117		2:08.956	49.167	43.316	36.473	168.4	4:47:22.190
118		2:10.830	50.925	44.072	35.833	150.4	4:49:33.020
119		2:13.813	51.138	46.516	36.159	172.5	4:51:46.833
120		2:11.255	49.481	44.683	37.091	175.8	4:53:58.088
121		2:10.854	49.977	44.256	36.621	172.2	4:56:08.942
122		2:14.210	51.323	45.925	36.962	157.2	4:58:23.152
123		2:12.156	49.553	45.799	36.804	157.8	5:00:35.308
124		5:40.914	P 49.879	43.951	4:07.084	155.3	5:06:16.222
125		7:19.277	5:55.366	46.261	37.650	90.3	5:13:35.499
126		2:13.633	52.364	44.699	36.570	165.3	5:15:49.132
127		2:17.872	52.729	47.673	37.470	164.3	5:18:07.004
128		2:12.419	50.231	44.782	37.406	171.9	5:20:19.423
129		2:09.799	49.246	44.100	36.453	170.8	5:22:29.222
130		2:13.529	51.434	44.562	37.533	160.4	5:24:42.751
131		2:08.456	49.164	43.844	35.448	179.1	5:26:51.207
132		2:07.602	48.912	43.347	35.343	171.7	5:28:58.809
133		2:08.924	48.248	42.721	37.955	174.4	5:31:07.733
134		2:10.168	50.323	44.110	35.735	183.3	5:33:17.901
135		2:08.985	48.485	44.908	35.592	181.2	5:35:26.886
136		2:08.268	48.907	43.694	35.667	178.2	5:37:35.154
137		2:06.760	48.927	42.670	35.163	181.2	5:39:41.914
138		2:07.086	48.647	43.411	35.028	177.6	5:41:49.000
139		2:05.872	48.353	42.510	35.009	181.2	5:43:54.872
140		2:05.836	48.506	42.428	34.902	181.2	5:46:00.708
141		2:06.287	48.135	42.596	35.556	184.6	5:48:06.995
142		2:06.809	48.413	43.004	35.392	177.9	5:50:13.804
143		2:10.308	50.409	44.286	35.613	154.5	5:52:24.112
144		2:06.883	49.018	42.595	35.270	178.8	5:54:30.995
145		2:06.752	48.649	42.744	35.359	175.8	5:56:37.747
146		2:06.763	48.993	42.497	35.273	177.3	5:58:44.510
147		2:06.882	48.818	42.842	35.222	163.3	6:00:51.392
148		2:06.281	47.981	42.406	35.894	182.7	6:02:57.673
149		2:05.132	47.896	42.393	34.843	186.8	6:05:02.805
150		2:05.433	48.453	42.031	34.949	180.6	6:07:08.238
151		2:07.443	48.838	43.621	34.984	171.9	6:09:15.681
152		2:06.990	48.633	42.984	35.373	169.2	6:11:22.671
153		2:08.649	50.033	43.176	35.440	167.9	6:13:31.320
154		2:09.735	49.092	44.680	35.963	172.8	6:15:41.055
155		2:06.149	48.335	42.603	35.211	183.0	6:17:47.204
156		2:07.081	48.811	42.880	35.390	170.8	6:19:54.285
157		2:10.576	48.313	43.513	38.750	178.8	6:22:04.861
158		3:55.833	59.615	1:35.690	1:20.528	114.5	6:26:00.694
159		4:10.662	1:50.482	1:36.739	43.441	57.6	6:30:11.356

20 CLASICOS REDAN BMW 325i E30
3 CLASICOS REDAN

Vta.	D	Tiempo	Sector 1	Sector 2	Sector 3	V. Max.	Elapsed
160		2:07.934	49.769	43.010	35.155	180.0	6:32:19.290
161		2:07.741	49.687	42.734	35.320	140.9	6:34:27.031
162		2:08.032	49.355	43.307	35.370	161.9	6:36:35.063
163		2:07.846	49.056	43.427	35.363	175.6	6:38:42.909
164		2:09.196	49.081	44.487	35.628	161.6	6:40:52.105
165		2:10.882	49.355	44.634	36.893	169.2	6:43:02.987
166		4:47.622	P 51.501	45.967	3:10.154	140.9	6:47:50.609
167		7:02.378	5:35.416	47.943	39.019	85.0	6:54:52.987
168		2:18.656	52.698	47.782	38.176	158.1	6:57:11.643
169		2:19.442	51.273	49.308	38.861	166.6	6:59:31.085
170		2:14.175	50.774	45.912	37.489	165.6	7:01:45.260
171		2:15.780	50.613	46.923	38.244	170.8	7:04:01.040
172		2:12.953	50.297	45.616	37.040	170.3	7:06:13.993
173		2:13.893	50.094	47.159	36.640	172.8	7:08:27.886
174		2:08.942	49.248	43.554	36.140	169.8	7:10:36.828
175		2:09.480	48.450	44.950	36.080	173.6	7:12:46.308
176		2:09.492	50.134	43.717	35.641	178.8	7:14:55.800
177		2:08.092	48.967	43.491	35.634	173.6	7:17:03.892
178		2:09.300	50.701	43.132	35.467	169.0	7:19:13.192
179		2:08.033	48.849	43.403	35.781	174.4	7:21:21.225
180		2:07.345	48.409	43.647	35.289	172.8	7:23:28.570
181		2:07.929	48.699	43.729	35.501	166.6	7:25:36.499
182		2:07.609	48.737	43.362	35.510	173.0	7:27:44.108
183		2:06.863	48.453	42.681	35.729	175.0	7:29:50.971
184		2:08.527	48.734	43.254	36.539	177.6	7:31:59.498
185		2:07.762	48.194	44.125	35.443	170.3	7:34:07.260
186		2:05.358	47.912	42.627	34.819	178.8	7:36:12.618
187		2:07.796	48.327	42.554	36.915	170.3	7:38:20.414
188		2:07.019	48.302	42.783	35.934	184.9	7:40:27.433
189		2:10.870	51.800	43.760	35.310	174.1	7:42:38.303
190		2:08.043	48.798	43.675	35.570	174.1	7:44:46.346
191		2:08.050	48.782	43.676	35.592	169.8	7:46:54.396
192		2:06.557	48.487	43.041	35.029	172.2	7:49:00.953
193		2:06.327	48.076	43.221	35.030	174.4	7:51:07.280
194		2:08.441	49.610	43.455	35.376	161.1	7:53:15.721
195		2:06.771	48.404	43.288	35.079	174.7	7:55:22.492
196		2:06.548	47.858	43.652	35.038	177.3	7:57:29.040
197		2:08.503	47.828	42.715	37.960	177.6	7:59:37.543
198		2:08.046	48.317	44.057	35.672	175.8	8:01:45.589

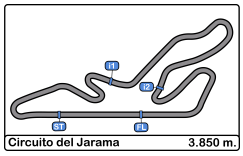

Circuito del Jarama
VI UV Endurance RACE Jarama
Carrera 8 horas resistencia
Lap Analysis

21 BOYACA VSR BMW 320i E36
3 BOYACA VSR

Vta.	D	Tiempo	Sector 1	Sector 2	Sector 3	V. Max.	Elapsed
1		2:05.883	53.768	39.348	32.767	173.6	2:05.883
2		1:57.489	44.899	39.824	32.766	187.5	4:03.372
3		1:57.758	45.060	39.515	33.183	190.8	6:01.130
4		1:57.590	45.056	39.525	33.009	192.5	7:58.720
5		1:57.572	45.125	39.629	32.818	194.2	9:56.292
6		1:57.817	45.128	39.579	33.110	190.1	11:54.109
7		1:57.611	44.902	39.804	32.905	192.5	13:51.720
8		2:10.196	45.276	46.570	38.350	190.1	16:01.916
9		3:55.322	1:20.461	1:43.856	51.005	138.9	19:57.238
10		1:58.482	45.877	39.612	32.993	188.1	21:55.720
11		1:56.766	44.876	39.194	32.696	198.5	23:52.486
12		1:57.449	44.955	39.537	32.957	192.1	25:49.935
13		1:57.257	44.921	39.362	32.974	197.8	27:47.192
14		1:57.755	45.222	39.568	32.965	196.7	29:44.947
15		1:57.911	45.049	39.936	32.926	193.5	31:42.858
16		1:57.737	45.051	39.761	32.925	194.2	33:40.595
17		1:58.162	45.144	39.435	33.583	194.2	35:38.757
18		1:58.268	45.099	39.550	33.619	194.9	37:37.025
19		1:57.552	44.977	39.594	32.981	192.8	39:34.577
20		1:58.120	45.435	39.592	33.093	195.2	41:32.697
21		1:57.598	44.953	39.633	33.012	198.8	43:30.295
22		1:58.050	44.956	39.822	33.272	197.0	45:28.345
23		1:58.973	45.176	39.491	34.306	196.7	47:27.318
24		1:57.508	45.179	39.650	32.679	195.6	49:24.826
25		1:59.005	45.653	40.198	33.154	198.8	51:23.831
26		1:58.049	45.357	39.780	32.912	193.8	53:21.880
27		1:57.454	44.993	39.487	32.974	197.0	55:19.334
28		1:56.761	44.881	39.134	32.746	196.3	57:16.095
29		1:59.008	46.417	39.601	32.990	196.3	59:15.103
30		1:58.404	44.890	40.642	32.872	198.8	1:01:13.507
31		1:57.003	44.686	39.384	32.933	194.2	1:03:10.510
32		1:57.907	44.899	39.532	33.476	196.3	1:05:08.417
33		1:57.063	44.686	39.343	33.034	198.5	1:07:05.480
34		1:57.501	44.977	39.609	32.915	198.1	1:09:02.981
35		1:57.608	45.119	39.365	33.124	195.6	1:11:00.589
36		1:57.796	44.727	40.023	33.046	196.0	1:12:58.385
37		1:57.540	45.095	39.521	32.924	197.8	1:14:55.925
38		1:57.416	44.951	39.638	32.827	191.1	1:16:53.341
39		1:57.126	44.714	39.409	33.003	196.0	1:18:50.467
40		1:57.726	45.497	39.286	32.943	197.8	1:20:48.193
41		1:57.912	45.017	39.841	33.054	198.8	1:22:46.105
42		1:57.500	44.943	39.596	32.961	195.2	1:24:43.605
43		1:57.861	44.940	39.483	33.438	198.1	1:26:41.466
44		1:57.577	45.054	39.575	32.948	192.5	1:28:39.043
45		1:57.289	44.949	39.424	32.916	196.0	1:30:36.332
46		1:57.970	44.947	39.833	33.190	196.7	1:32:34.302
47		1:57.318	44.934	39.450	32.934	195.2	1:34:31.620
48		1:57.539	45.238	39.432	32.869	194.9	1:36:29.159
49		1:57.434	44.937	39.364	33.133	195.2	1:38:26.593
50		1:57.726	45.176	39.479	33.071	194.5	1:40:24.319
51		1:58.399	45.116	39.713	33.570	191.4	1:42:22.718
52		2:00.150	45.295	40.460	34.395	189.8	1:44:22.868
53		5:16.682	47.104	40.763	3:48.815	170.3	1:49:39.550

21 BOYACA VSR BMW 320i E36
3 BOYACA VSR

Vta.	D	Tiempo	Sector 1	Sector 2	Sector 3	V. Max.	Elapsed
54		5:45.960	4:32.672	40.147	33.141	99.3	1:55:25.510
55		1:59.649	46.818	40.119	32.712	160.2	1:57:25.159
56		1:58.346	45.076	40.025	33.245	188.1	1:59:23.505
57		1:58.122	45.254	39.561	33.307	171.4	2:01:21.627
58		1:58.639	45.358	40.239	33.042	176.1	2:03:20.266
59		1:58.223	45.610	39.742	32.871	186.8	2:05:18.489
60		1:57.878	45.272	39.762	32.844	180.6	2:07:16.367
61		1:57.668	45.308	39.566	32.794	174.1	2:09:14.035
62		1:57.473	45.026	39.657	32.790	177.6	2:11:11.508
63		1:59.098	46.673	39.776	32.649	172.5	2:13:10.606
64		1:56.952	44.681	39.729	32.542	187.8	2:15:07.558
65		1:59.081	45.297	40.838	32.946	179.1	2:17:06.639
66		1:56.576	44.385	39.667	32.524	194.9	2:19:03.215
67		1:57.530	45.703	39.565	32.262	180.9	2:21:00.745
68		1:57.871	45.486	39.708	32.677	175.8	2:22:58.616
69		1:58.862	45.681	40.526	32.655	171.7	2:24:57.478
70		1:58.158	45.814	39.581	32.763	180.9	2:26:55.636
71		2:00.501	46.281	39.846	34.374	180.0	2:28:56.137
72		1:58.036	45.514	39.835	32.687	176.7	2:30:54.173
73		1:57.333	45.004	39.662	32.667	174.1	2:32:51.506
74		1:57.461	45.379	39.283	32.799	173.3	2:34:48.967
75		1:56.715	44.946	39.396	32.373	181.8	2:36:45.682
76		1:57.231	45.213	39.566	32.452	173.9	2:38:42.913
77		1:59.143	44.875	39.620	34.648	184.3	2:40:42.056
78		1:57.389	45.423	39.629	32.337	181.2	2:42:39.445
79		1:57.903	44.893	40.160	32.850	194.9	2:44:37.348
80		1:58.020	44.884	39.491	33.645	191.4	2:46:35.368
81		1:58.216	45.897	39.537	32.782	184.9	2:48:33.584
82		1:57.820	44.676	40.392	32.752	188.8	2:50:31.404
83		1:57.945	45.569	39.840	32.536	182.1	2:52:29.349
84		1:57.734	45.345	39.497	32.892	179.7	2:54:27.083
85		1:56.321	44.555	39.309	32.457	200.0	2:56:23.404
86		1:57.733	45.160	39.903	32.670	176.4	2:58:21.137
87		1:57.301	44.980	39.304	33.017	178.5	3:00:18.438
88		1:59.502	45.729	39.973	33.800	173.6	3:02:17.940
89		2:01.188	46.484	41.252	33.452	164.3	3:04:19.128
90		1:59.583	45.601	39.945	34.037	181.5	3:06:18.711
91		1:59.590	45.357	40.260	33.973	187.1	3:08:18.301
92		2:09.224	47.205	41.274	40.745	180.3	3:10:27.525
93		4:36.706	1:05.683	39.985	2:51.038	101.1	3:15:04.231
94		4:43.920	3:31.506	39.742	32.672	97.6	3:19:48.151
95		1:57.301	45.282	39.402	32.617	195.2	3:21:45.452
96		1:57.205	45.301	39.239	32.665	178.2	3:23:42.657
97		1:58.245	45.029	40.369	32.847	182.7	3:25:40.902
98		1:57.720	45.165	39.487	33.068	192.5	3:27:38.622
99		1:56.125	44.855	38.907	32.363	188.8	3:29:34.747
100		1:55.871	44.476	39.015	32.380	197.4	3:31:30.618
101		1:56.275	44.517	39.365	32.393	191.8	3:33:26.893
102		1:56.947	44.778	39.207	32.962	190.4	3:35:23.840
103		1:55.550	44.290	39.019	32.241	196.0	3:37:19.390
104		1:57.001	44.642	39.642	32.717	188.1	3:39:16.391
105		1:56.030	44.445	39.312	32.273	187.8	3:41:12.421
106		1:55.634	44.334	38.940	32.360	194.5	3:43:08.055

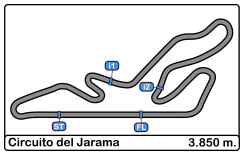

Circuito del Jarama
VI UV Endurance RACE Jarama
Carrera 8 horas resistencia
Lap Analysis

21 BOYACA VSR BMW 320i E36
3 BOYACA VSR

Vta.	D	Tiempo	Sector 1	Sector 2	Sector 3	V. Max.	Elapsed
107		1:57.819	44.975	39.549	33.295	194.9	3:45:05.874
108		1:56.290	44.828	39.162	32.300	193.2	3:47:02.164
109		1:56.137	44.880	38.835	32.422	195.6	3:48:58.301
110		1:57.163	45.794	38.852	32.517	198.8	3:50:55.464
111		1:56.041	44.689	39.089	32.263	193.5	3:52:51.505
112		1:56.543	45.207	38.951	32.385	185.5	3:54:48.048
113		1:57.501	45.241	39.807	32.453	189.8	3:56:45.549
114		1:55.952	44.665	39.039	32.248	193.2	3:58:41.501
115		1:55.812	44.520	38.931	32.361	193.8	4:00:37.313
116		1:56.543	44.818	39.098	32.627	190.8	4:02:33.856
117		1:57.629	45.001	40.132	32.496	185.2	4:04:31.485
118		1:56.676	44.788	39.451	32.437	188.8	4:06:28.161
119		1:56.912	44.687	39.771	32.454	189.4	4:08:25.073
120		1:56.613	44.707	39.288	32.618	191.8	4:10:21.686
121		1:57.189	44.585	39.908	32.696	192.5	4:12:18.875
122		1:57.211	45.065	39.411	32.735	191.8	4:14:16.086
123		1:56.780	44.678	39.355	32.747	193.2	4:16:12.866
124		1:57.625	44.985	40.109	32.531	191.4	4:18:10.491
125		1:58.465	45.842	39.468	33.155	192.1	4:20:08.956
126		1:56.704	44.930	39.157	32.617	193.8	4:22:05.660
127		1:57.058	44.797	39.674	32.587	190.8	4:24:02.718
128		1:58.034	46.209	38.971	32.854	187.5	4:26:00.752
129		1:56.605	45.201	39.024	32.380	188.4	4:27:57.357
130		1:57.387	45.280	39.085	33.022	198.1	4:29:54.744
131		1:56.738	44.975	39.247	32.516	188.4	4:31:51.482
132		1:56.493	44.703	39.424	32.366	197.8	4:33:47.975
133		1:57.649	45.251	39.711	32.687	184.3	4:35:45.624
134		1:57.218	45.185	39.265	32.768	186.8	4:37:42.842
135		4:18.069	P 45.302	39.576	2:53.191	184.3	4:42:00.911
136		6:40.680	5:28.176	39.764	32.740	101.2	4:48:41.591
137		1:58.576	46.034	39.388	33.154	157.4	4:50:40.167
138		1:57.790	45.690	39.357	32.743	193.5	4:52:37.957
139		1:58.633	45.134	40.291	33.208	192.1	4:54:36.590
140		1:57.825	45.272	39.574	32.979	186.2	4:56:34.415
141		1:57.496	45.339	39.568	32.589	188.4	4:58:31.911
142		1:56.510	44.912	38.988	32.610	194.9	5:00:28.421
143		1:56.791	44.655	39.554	32.582	199.6	5:02:25.212
144		1:56.385	45.010	39.012	32.363	199.6	5:04:21.597
145		1:56.332	44.847	38.961	32.524	200.3	5:06:17.929
146		1:56.093	44.928	38.867	32.298	200.0	5:08:14.022
147		1:56.100	44.560	38.835	32.705	200.3	5:10:10.122
148		1:56.696	45.124	38.820	32.752	202.6	5:12:06.818
149		1:56.820	45.035	39.145	32.640	201.1	5:14:03.638
150		1:57.414	45.092	39.061	33.261	201.8	5:16:01.052
151		1:57.559	45.266	39.277	33.016	196.3	5:17:58.611
152		1:55.969	44.816	38.701	32.452	197.8	5:19:54.580
153		1:56.296	45.009	38.719	32.568	200.0	5:21:50.876
154		1:56.556	45.066	38.855	32.635	201.4	5:23:47.432
155		1:56.068	44.601	38.728	32.739	201.8	5:25:43.500
156		1:56.101	44.485	38.806	32.810	198.8	5:27:39.601
157		1:55.636	44.382	38.738	32.516	202.2	5:29:35.237
158		1:55.546	44.303	38.649	32.594	200.0	5:31:30.783
159		1:55.759	44.486	38.639	32.634	201.8	5:33:26.542

21 BOYACA VSR BMW 320i E36
3 BOYACA VSR

Vta.	D	Tiempo	Sector 1	Sector 2	Sector 3	V. Max.	Elapsed
160		1:56.301	44.646	39.057	32.598	202.2	5:35:22.843
161		1:56.364	45.461	38.517	32.386	201.8	5:37:19.207
162		1:58.566	46.045	39.954	32.567	203.3	5:39:17.773
163		1:56.535	45.186	38.752	32.597	199.6	5:41:14.308
164		1:56.769	45.084	38.781	32.904	202.6	5:43:11.077
165		1:55.926	44.736	38.657	32.533	196.7	5:45:07.003
166		1:55.719	44.432	38.751	32.536	198.8	5:47:02.722
167		1:56.174	44.953	38.709	32.512	200.0	5:48:58.896
168		1:56.250	44.453	39.161	32.636	198.8	5:50:55.146
169		1:56.680	45.126	38.926	32.628	198.8	5:52:51.826
170		1:56.097	44.600	38.815	32.682	198.1	5:54:47.923
171		1:56.018	44.988	38.762	32.268	196.0	5:56:43.941
172		1:57.116	44.888	39.137	33.091	196.0	5:58:41.057
173		1:57.284	45.041	39.315	32.928	188.8	6:00:38.341
174		1:57.585	45.176	39.638	32.771	197.0	6:02:35.926
175		4:24.196	P 45.312	39.532	2:59.352	188.8	6:07:00.122
176		6:37.352	5:23.861	39.864	33.627	96.9	6:13:37.474
177		1:57.571	45.229	39.534	32.808	197.0	6:15:35.045
178		1:57.974	45.691	39.569	32.714	177.0	6:17:33.019
179		1:56.331	44.728	38.990	32.613	197.4	6:19:29.350
180		1:56.064	44.474	39.149	32.441	198.1	6:21:25.414
181		4:32.414	1:35.674	1:35.688	1:21.052	111.2	6:25:57.828
182		4:11.595	1:50.670	1:36.531	44.394	50.5	6:30:09.423
183		1:57.236	45.390	39.429	32.417	193.8	6:32:06.659
184		1:56.532	44.588	39.339	32.605	197.4	6:34:03.191
185		1:56.817	44.641	39.605	32.571	198.8	6:36:00.008
186		1:58.306	45.201	39.530	33.575	189.4	6:37:58.314
187		1:58.066	45.842	39.580	32.644	183.3	6:39:56.380
188		1:57.277	45.263	39.540	32.474	191.8	6:41:53.657
189		1:56.986	44.980	39.397	32.609	189.1	6:43:50.643
190		1:56.963	44.902	39.459	32.602	196.3	6:45:47.606
191		1:58.103	45.245	39.878	32.980	190.8	6:47:45.709
192		1:57.830	45.196	39.625	33.009	198.1	6:49:43.539
193		1:57.930	45.450	39.399	33.081	189.8	6:51:41.469
194		1:57.873	45.273	39.870	32.730	187.8	6:53:39.342
195		2:05.855	P 45.015	39.695	41.145	191.8	6:55:45.197
196		2:21.741	1:08.051	40.268	33.422	105.6	6:58:06.938
197		1:58.960	45.502	40.306	33.152	184.6	7:00:05.898
198		1:59.115	45.366	40.205	33.544	186.2	7:02:05.013
199		2:05.091	47.130	44.156	33.805	176.1	7:04:10.104
200		2:01.531	45.961	41.347	34.223	185.2	7:06:11.635
201		2:00.310	45.941	40.687	33.682	183.0	7:08:11.945
202		2:00.249	45.578	41.058	33.613	187.5	7:10:12.194
203		1:59.513	45.468	40.361	33.684	189.4	7:12:11.707
204		2:00.925	45.876	41.099	33.950	184.6	7:14:12.632
205		2:01.583	46.162	41.192	34.229	183.0	7:16:14.215
206		2:02.711	46.041	41.488	35.182	187.5	7:18:16.926
207		2:07.247	48.679	43.327	35.241	160.9	7:20:24.173
208		2:11.710	48.966	45.521	37.223	160.2	7:22:35.883
209		2:10.839	50.171	44.475	36.193	151.6	7:24:46.722
210		2:10.188	49.776	43.916	36.496	143.8	7:26:56.910
211		2:10.685	50.006	43.996	36.683	151.0	7:29:07.595
212		2:11.641	50.053	44.863	36.725	148.3	7:31:19.236

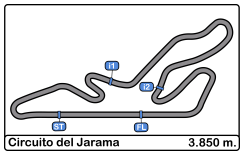

Circuito del Jarama
VI UV Endurance RACE Jarama
Carrera 8 horas resistencia
Lap Analysis

21 BOYACA VSR — BMW 320i E36

3 — BOYACA VSR

Vta.	D	Tiempo	Sector 1	Sector 2	Sector 3	V. Max.	Elapsed
213		2:10.985	50.202	44.729	36.054	144.0	7:33:30.221
214		2:12.518	50.324	44.553	37.641	143.4	7:35:42.739
215		2:11.117	49.760	44.749	36.608	152.1	7:37:53.856
216		2:13.327	50.651	45.787	36.889	150.4	7:40:07.183
217		2:11.704	49.917	45.279	36.508	151.6	7:42:18.887
218		2:13.608	50.984	45.995	36.629	143.0	7:44:32.495
219		2:06.523	48.092	43.637	34.794	168.4	7:46:39.018
220		2:05.144	47.636	42.600	34.908	170.0	7:48:44.162
221		2:08.901	47.990	43.315	37.596	158.5	7:50:53.063
222		2:08.760	48.872	44.499	35.389	161.1	7:53:01.823
223		2:07.387	48.253	43.234	35.900	163.3	7:55:09.210
224		2:07.316	49.246		2:43.216	160.0	7:57:16.526
225		2:09.317	49.507	43.535	36.275	151.8	7:59:25.843
226		2:02.960	48.647	39.101	35.212	158.5	8:01:28.803

22 ABOGADO AMIGO TEAM — Citroen Saxo

SAXO — ABOGADO AMIGO TEAM

Vta.	D	Tiempo	Sector 1	Sector 2	Sector 3	V. Max.	Elapsed
1		2:31.849	1:08.757	45.692	37.400	146.9	2:31.849
2		2:13.089	51.279	45.286	36.524	163.8	4:44.938
3		2:11.772	50.118	45.146	36.508	166.9	6:56.710
4		2:11.824	50.594	44.395	36.835	165.3	9:08.534
5		2:12.214	50.525	44.556	37.133	165.6	11:20.748
6		2:10.987	49.789	43.958	37.240	164.1	13:31.735
7		2:19.402	51.233	48.647	39.522	161.1	15:51.137
8		3:00.614	1:15.045	59.304	46.265	121.4	18:51.751
9		2:30.647	1:06.324	45.864	38.459	83.2	21:22.398
10		2:10.148	49.831	43.716	36.601	164.1	23:32.546
11		2:10.814	49.479	44.659	36.676	166.9	25:43.360
12		2:12.426	50.129	45.194	37.103	164.3	27:55.786
13		2:11.819	50.721	44.249	36.849	165.1	30:07.605
14		2:12.094	50.642	44.516	36.936	163.1	32:19.699
15		2:13.554	50.283	44.736	38.535	164.6	34:33.253
16		2:13.680	50.952	44.467	38.261	164.6	36:46.933
17		2:25.810	P 51.641	45.699	48.470	159.2	39:12.743
18		2:33.308	1:12.279	44.403	36.626	86.4	41:46.051
19		2:11.018	50.043	44.398	36.577	161.4	43:57.069
20		2:11.259	50.142	44.153	36.964	164.1	46:08.328
21		2:10.794	49.692	44.548	36.554	167.7	48:19.122
22		2:10.587	49.803	44.232	36.552	166.9	50:29.709
23		2:10.928	49.569	44.198	37.161	165.3	52:40.637
24		2:11.567	49.905	44.551	37.111	165.6	54:52.204
25		2:19.104	53.509	47.381	38.214	164.6	57:11.308
26		2:17.344	53.884	45.741	37.719	166.1	59:28.652
27		2:11.007	50.020	44.319	36.668	166.9	1:01:39.659
28		2:15.021	51.091	46.642	37.288	161.9	1:03:54.680
29		2:11.377	50.295	44.359	36.723	160.9	1:06:06.057
30		2:12.104	50.846	44.219	37.039	164.3	1:08:18.161
31		2:13.650	51.538	45.141	36.971	156.7	1:10:31.811
32		2:10.664	49.959	44.056	36.649	167.1	1:12:42.475
33		2:11.081	50.315	44.153	36.613	165.8	1:14:53.556
34		2:13.372	50.617	45.732	37.023	161.6	1:17:06.928
35		2:11.847	50.045	44.533	37.269	158.1	1:19:18.775
36		2:16.983	52.334	45.514	39.135	144.9	1:21:35.758
37		2:17.720	53.238	47.000	37.482	153.6	1:23:53.478
38		2:14.567	51.587	45.283	37.697	157.4	1:26:08.045
39		2:13.941	50.956	45.224	37.761	159.7	1:28:21.986
40		2:11.082	50.229	44.067	36.786	165.6	1:30:33.068
41		2:13.026	50.821	44.377	37.828	164.3	1:32:46.094
42		2:12.767	50.705	44.932	37.130	162.6	1:34:58.861
43		2:12.363	50.204	45.483	36.676	159.7	1:37:11.224
44		2:10.572	49.905	43.713	36.954	165.3	1:39:21.796
45		2:11.202	49.592	44.494	37.116	161.6	1:41:32.998
46		2:14.555	51.520	45.451	37.584	155.8	1:43:47.553
47		2:15.912	52.357	46.855	36.700	147.9	1:46:03.465
48		2:12.513	50.685	44.204	37.624	159.0	1:48:15.978
49		2:11.911	50.655	44.310	36.946	164.8	1:50:27.889
50		2:13.941	51.971	45.254	36.716	162.6	1:52:41.830
51		2:09.925	49.573	43.879	36.473	164.6	1:54:51.755
52		2:15.206	50.960	46.769	37.477	156.9	1:57:06.961
53		2:14.038	51.866	44.963	37.209	160.7	1:59:20.999

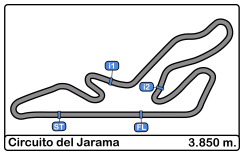

Circuito del Jarama
VI UV Endurance RACE Jarama
Carrera 8 horas resistencia
Lap Analysis

22 ABOGADO AMIGO TEAM Citroen Saxo
SAXO ABOGADO AMIGO TEAM

Vta.	D	Tiempo	Sector 1	Sector 2	Sector 3	V. Max.	Elapsed
54		2:18.830	53.019	47.773	38.038	154.0	2:01:39.829
55		7:08.521	P 50.459	43.852	5:34.210	158.3	2:08:48.350
56		4:40.842	3:14.812	47.257	38.773	72.4	2:13:29.192
57		2:20.375	53.193	46.729	40.453	150.2	2:15:49.567
58		2:19.422	52.742	47.806	38.874	147.7	2:18:08.989
59		2:19.038	52.438	47.713	38.887	148.5	2:20:28.027
60		2:19.863	52.126	48.011	39.726	154.9	2:22:47.890
61		2:19.375	52.980	47.364	39.031	162.8	2:25:07.265
62		2:16.253	51.430	46.136	38.687	155.3	2:27:23.518
63		2:14.687	51.062	45.904	37.721	162.1	2:29:38.205
64		2:16.351	51.334	46.237	38.780	161.1	2:31:54.556
65		2:15.350	51.822	46.057	37.471	154.2	2:34:09.906
66		2:16.404	52.845	45.992	37.567	151.4	2:36:26.310
67		2:15.965	51.290	46.374	38.301	159.0	2:38:42.275
68		2:13.927	50.621	45.882	37.424	162.4	2:40:56.202
69		2:14.016	51.208	45.585	37.223	159.0	2:43:10.218
70		2:14.874	50.566	46.282	38.026	162.1	2:45:25.092
71		2:16.689	53.210	45.839	37.640	150.8	2:47:41.781
72		2:13.968	51.109	45.419	37.440	155.3	2:49:55.749
73		2:17.695	52.688	46.433	38.574	160.4	2:52:13.444
74		2:15.678	51.413	45.638	38.627	165.3	2:54:29.122
75		2:12.807	50.528	45.275	37.004	165.3	2:56:41.929
76		2:15.325	51.572	45.330	38.423	154.0	2:58:57.254
77		2:13.141	50.834	45.059	37.248	162.4	3:01:10.395
78		2:15.229	51.085	45.762	38.382	157.2	3:03:25.624
79		2:15.283	50.843	46.977	37.463	157.6	3:05:40.907
80		2:14.350	50.811	45.758	37.781	164.3	3:07:55.257
81		2:14.046	51.764	45.172	37.110	161.1	3:10:09.303
82		2:15.723	51.262	45.441	39.020	163.8	3:12:25.026
83		2:13.514	50.892	45.175	37.447	161.4	3:14:38.540
84		2:14.125	50.922	45.913	37.290	164.1	3:16:52.665
85		2:13.492	50.841	45.486	37.165	159.0	3:19:06.157
86		2:13.227	51.076	45.137	37.014	165.1	3:21:19.384
87		2:15.046	50.871	45.414	38.761	160.7	3:23:34.430
88		2:12.799	50.469	45.111	37.219	158.5	3:25:47.229
89		2:12.495	50.522	44.587	37.386	164.6	3:27:59.724
90		2:12.303	50.412	44.503	37.388	164.1	3:30:12.027
91		2:13.849	51.202	45.045	37.602	160.2	3:32:25.876
92		2:14.932	51.919	44.861	38.152	160.9	3:34:40.808
93		2:12.740	50.682	44.838	37.220	156.2	3:36:53.548
94		2:13.697	51.689	44.648	37.360	159.0	3:39:07.245
95		2:13.098	50.565	45.310	37.223	163.6	3:41:20.343
96		2:13.424	51.272	44.693	37.459	160.4	3:43:33.767
97		2:13.932	51.488	45.176	37.268	156.5	3:45:47.699
98		2:13.758	51.011	45.211	37.536	161.1	3:48:01.457
99		2:13.678	51.442	44.792	37.444	156.0	3:50:15.135
100		2:13.988	51.484	45.128	37.376	160.7	3:52:29.123
101		2:15.508	51.899	45.911	37.698	165.3	3:54:44.631
102		7:06.512	P 50.093	45.457	5:30.962	162.4	4:01:51.143
103		6:40.862	5:16.832	46.518	37.512	86.6	4:08:32.005
104		2:15.539	52.643	45.815	37.081	156.2	4:10:47.544
105		2:13.876	51.326	45.364	37.186	159.5	4:13:01.420
106		2:12.608	50.860	44.741	37.007	162.8	4:15:14.028

22 ABOGADO AMIGO TEAM Citroen Saxo
SAXO ABOGADO AMIGO TEAM

Vta.	D	Tiempo	Sector 1	Sector 2	Sector 3	V. Max.	Elapsed
107		2:11.756	50.692	44.712	36.352	162.6	4:17:25.784
108		2:11.466	49.903	44.842	36.721	169.5	4:19:37.250
109		2:11.802	50.535	44.667	36.600	163.8	4:21:49.052
110		2:11.193	50.166	44.602	36.425	162.8	4:24:00.245
111		2:13.791	51.324	44.668	37.799	165.8	4:26:14.036
112		2:11.420	49.970	44.999	36.451	167.4	4:28:25.456
113		2:11.545	50.360	44.653	36.532	166.4	4:30:37.001
114		2:11.073	50.094	44.273	36.706	166.6	4:32:48.074
115		2:11.187	50.205	44.587	36.395	165.8	4:34:59.261
116		2:12.426	50.780	44.967	36.679	165.8	4:37:11.687
117		2:11.124	50.084	44.663	36.377	166.6	4:39:22.811
118		2:11.493	50.094	45.157	36.242	166.6	4:41:34.304
119		2:11.819	50.110	44.466	37.243	167.1	4:43:46.123
120		2:10.585	49.980	44.119	36.486	166.9	4:45:56.708
121		2:11.452	50.041	44.544	36.867	166.9	4:48:08.160
122		2:10.788	49.809	44.264	36.715	168.7	4:50:18.948
123		2:09.952	49.836	44.034	36.082	166.4	4:52:28.900
124		2:12.229	50.647	45.163	36.419	162.6	4:54:41.129
125		2:11.725	49.959	44.745	37.021	169.0	4:56:52.854
126		2:12.836	50.680	45.766	36.390	162.4	4:59:05.690
127		2:10.165	49.774	44.090	36.301	169.8	5:01:15.855
128		2:11.922	51.073	44.228	36.621	163.6	5:03:27.777
129		2:11.080	49.974	44.415	36.691	168.7	5:05:38.857
130		2:11.318	50.120	44.501	36.697	168.7	5:07:50.175
131		2:10.729	49.960	44.459	36.310	168.2	5:10:00.904
132		2:11.484	50.015	44.778	36.691	168.4	5:12:12.388
133		2:12.391	49.775	44.878	37.738	168.7	5:14:24.779
134		2:10.475	49.919	44.399	36.157	171.1	5:16:35.254
135		2:10.927	50.079	44.465	36.383	170.6	5:18:46.181
136		2:12.210	49.544	45.831	36.835	170.0	5:20:58.391
137		2:10.939	50.015	44.313	36.611	170.3	5:23:09.330
138		2:10.710	49.740	44.296	36.674	168.7	5:25:20.040
139		2:11.683	49.888	44.691	37.104	167.9	5:27:31.723
140		2:11.987	49.938	44.949	37.100	167.7	5:29:43.710
141		2:10.615	49.785	44.022	36.808	169.0	5:31:54.325
142		2:10.656	49.714	44.412	36.530	169.0	5:34:04.981
143		2:10.832	49.867	44.544	36.421	169.2	5:36:15.813
144		2:11.894	50.308	44.968	36.618	169.5	5:38:27.707
145		2:12.336	49.941	45.493	36.902	168.7	5:40:40.043
146		4:21.429	P 50.637	44.489	2:46.303	169.8	5:45:01.472
147		7:06.848	5:45.372	44.929	36.547	88.5	5:52:08.320
148		2:11.582	51.130	44.168	36.284	163.6	5:54:19.902
149		2:11.809	50.686	44.439	36.684	165.8	5:56:31.711
150		2:11.228	49.838	44.166	37.224	164.1	5:58:42.939
151		2:12.316	50.859	44.597	36.860	160.9	6:00:55.255
152		2:11.872	50.378	44.641	36.853	163.8	6:03:07.127
153		2:11.934	50.487	44.609	36.838	163.3	6:05:19.061
154		2:12.443	51.306	44.359	36.778	161.9	6:07:31.504
155		2:11.482	50.709	43.984	36.789	163.6	6:09:42.986
156		2:11.766	51.155	44.131	36.480	166.4	6:11:54.752
157		2:10.233	50.005	43.946	36.282	166.9	6:14:04.985
158		2:11.073	49.814	45.179	36.080	169.0	6:16:16.058
159		2:09.986	49.899	43.803	36.284	169.0	6:18:26.044

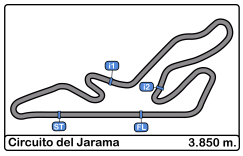

Circuito del Jarama
VI UV Endurance RACE Jarama
Carrera 8 horas resistencia
Lap Analysis

22 ABOGADO AMIGO TEAM — Citroen Saxo

SAXO — ABOGADO AMIGO TEAM

Vta.	D	Tiempo	Sector 1	Sector 2	Sector 3	V. Max.	Elapsed
160		2:10.855	50.319	43.917	36.619	169.0	6:20:36.899
161		2:19.758	51.134	48.956	39.668	154.5	6:22:56.657
162		3:15.865	56.392	58.231	1:21.242	115.6	6:26:12.522
163		4:04.671	1:48.598	1:34.171	41.902	64.8	6:30:17.193
164		2:11.668	51.094	43.825	36.749	164.1	6:32:28.861
165		2:11.406	49.732	45.200	36.474	169.8	6:34:40.267
166		2:11.364	49.990	44.275	37.099	170.6	6:36:51.631
167		2:11.195	49.758	45.046	36.391	175.8	6:39:02.826
168		2:09.361	49.434	43.820	36.107	171.1	6:41:12.187
169		2:09.934	49.685	43.715	36.534	168.7	6:43:22.121
170		2:10.855	50.303	43.998	36.554	162.4	6:45:32.976
171		2:10.395	49.875	44.050	36.470	168.4	6:47:43.371
172		2:10.425	49.929	44.041	36.455	169.5	6:49:53.796
173		2:10.893	50.191	44.167	36.535	167.4	6:52:04.689
174		2:11.096	50.559	44.032	36.505	167.9	6:54:15.785
175		2:10.304	49.923	43.959	36.422	167.9	6:56:26.089
176		2:09.951	49.596	44.073	36.282	167.9	6:58:36.040
177		2:09.661	49.214	43.974	36.473	168.4	7:00:45.701
178		2:10.426	49.655	44.486	36.285	170.0	7:02:56.127
179		2:10.555	49.422	44.710	36.423	169.8	7:05:06.682
180		2:10.529	49.307	43.834	37.388	172.2	7:07:17.211
181		2:09.671	49.184	44.232	36.255	173.6	7:09:26.882
182		2:09.610	49.485	44.019	36.106	169.0	7:11:36.492
183		2:11.156	49.492	44.061	37.603	169.5	7:13:47.648
184		2:11.630	49.997	44.099	37.534	171.1	7:15:59.278
185		2:10.498	49.877	44.235	36.386	168.7	7:18:09.776
186		2:10.484	49.826	44.133	36.525	168.4	7:20:20.260
187		2:11.141	50.521	44.196	36.424	166.6	7:22:31.401
188		2:10.464	50.204	43.793	36.467	169.5	7:24:41.865
189		2:09.740	49.614		2:46.207	169.2	7:26:51.605
190		2:10.318	49.556	44.000	36.762	170.0	7:29:01.923
191		2:10.119	49.661	44.052	36.406	169.2	7:31:12.042
192		2:10.799	49.564	44.853	36.382	170.6	7:33:22.841
193		2:08.819	49.251	43.659	35.909	173.6	7:35:31.660
194		2:08.986	48.791	43.624	36.571	173.9	7:37:40.646
195		2:09.863	49.782	43.694	36.387	167.1	7:39:50.509
196		2:10.720	50.677	43.967	36.076	170.6	7:42:01.229
197		2:09.351	49.233	43.692	36.426	171.1	7:44:10.580
198		2:09.323	50.032	43.209	36.082	168.7	7:46:19.903
199		2:09.210	49.097	43.510	36.603	169.5	7:48:29.113
200		2:11.161	50.222	43.961	36.978	169.5	7:50:40.274
201		2:09.028	49.229	43.537	36.262	170.8	7:52:49.302
202		2:09.910	50.083	43.647	36.180	169.2	7:54:59.212
203		2:10.592	49.866	44.239	36.487	166.9	7:57:09.804
204		2:13.610	50.501	46.301	36.808	165.1	7:59:23.414
205		2:14.217	52.337	45.697	36.183	165.6	8:01:37.631

24 VSR MTORSPORT — BMW 325i E36

3 — VSR MTORSPORT

Vta.	D	Tiempo	Sector 1	Sector 2	Sector 3	V. Max.	Elapsed
1		2:04.464	52.802	39.430	32.232	173.3	2:04.464
2		1:55.845	44.590	38.930	32.325	194.5	4:00.309
3		1:55.917	44.592	38.844	32.481	197.8	5:56.226
4		1:56.020	44.826	38.840	32.354	185.5	7:52.246
5		1:56.456	44.847	39.038	32.571	190.4	9:48.702
6		1:56.107	44.724	38.903	32.480	196.3	11:44.809
7		1:56.343	44.863	38.975	32.505	182.4	13:41.152
8		2:11.085	44.820	46.336	39.929	193.2	15:52.237
9		4:01.830	1:28.459	1:43.376	49.995	120.2	19:54.067
10		1:55.667	44.522	38.816	32.329	189.1	21:49.734
11		1:56.532	44.737	39.097	32.698	188.4	23:46.266
12		1:56.609	44.653	38.882	33.074	191.4	25:42.875
13		1:57.090	44.954	39.369	32.767	196.0	27:39.965
14		1:56.733	44.663	39.174	32.896	189.4	29:36.698
15		1:56.608	44.746	38.904	32.958	187.5	31:33.306
16		1:56.161	44.698	38.976	32.487	191.8	33:29.467
17		1:56.399	44.521	38.916	32.962	188.4	35:25.866
18		1:56.261	44.705	38.932	32.624	188.1	37:22.127
19		1:56.670	44.694	39.125	32.851	194.2	39:18.797
20		1:56.458	44.703	39.006	32.749	193.2	41:15.255
21		1:56.929	44.680	39.496	32.753	193.2	43:12.184
22		1:56.642	44.539	39.070	33.033	197.4	45:08.826
23	P	2:32.737	50.372	47.994	54.371	194.2	47:41.563
24	P	34:26.379	32:40.987	54.480	50.912	58.3	1:22:07.942
25		25:48.161	24:26.001	46.744	35.416	82.0	1:47:56.103
26		40:29.842	39:11.969	43.540	34.333	85.0	2:28:25.945
27	P	2:18.005	47.051	42.297	48.657	183.3	2:30:43.950
28		17:33.742	16:09.857	47.937	35.948	83.7	2:48:17.692
29	P	2:17.247	46.662	41.684	48.901	178.5	2:50:34.939

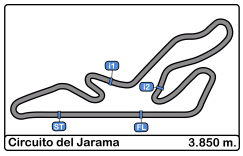

Circuito del Jarama
VI UV Endurance RACE Jarama
Carrera 8 horas resistencia
Lap Analysis

25 POLESTAR TEAM Volvo 850
3 POLESTAR TEAM

Vta.	D	Tiempo	Sector 1	Sector 2	Sector 3	V. Max.	Elapsed
1		2:31.826	1:09.458	45.900	36.468	135.3	2:31.826
2		2:11.903	50.383	44.676	36.844	167.9	4:43.729
3		2:11.999	50.765	44.374	36.860	162.8	6:55.728
4		2:16.742	52.411	46.418	37.913	155.3	9:12.470
5		2:13.617	51.497	44.748	37.372	152.5	11:26.087
6		2:14.258	51.269	45.522	37.467	164.6	13:40.345
7		2:19.687	51.592	50.431	37.664	162.4	16:00.032
8		3:57.083	1:21.206	1:43.677	52.200	139.8	19:57.115
9		2:18.311	53.210	46.417	38.684	150.2	22:15.426
10		2:15.136	51.943	46.391	36.802	159.7	24:30.562
11		2:14.332	51.117	46.127	37.088	162.4	26:44.894
12		2:14.861	52.099	44.691	38.071	162.4	28:59.755
13		2:16.488	52.585	45.939	37.964	152.5	31:16.243
14		2:17.191	52.398	46.332	38.461	153.8	33:33.434
15		2:15.382	51.821	45.674	37.887	158.1	35:48.816
16		2:20.340	53.347	47.195	39.798	156.9	38:09.156
17		2:16.775	52.258	45.486	39.031	156.0	40:25.931
18		2:14.367	52.394	44.569	37.404	160.7	42:40.298
19		2:15.389	50.855	45.112	39.422	158.1	44:55.687
20		2:12.412	51.423	44.637	36.352	171.4	47:08.099
21		2:14.105	52.076	45.662	36.367	173.3	49:22.204
22		2:14.808	51.557	46.161	37.090	179.4	51:37.012
23		2:11.785	50.536	44.717	36.532	168.4	53:48.797
24		2:14.218	51.127	45.741	37.350	169.0	56:03.015
25		2:13.123	52.360	43.787	36.976	160.9	58:16.138
26		2:15.057	51.804	45.573	37.680	164.1	1:00:31.195
27		2:13.546	52.416	44.380	36.750	161.6	1:02:44.741
28		2:15.170	52.309	45.290	37.571	167.4	1:04:59.911
29		2:14.226	51.595	45.424	37.207	165.6	1:07:14.137
30		2:16.403	52.715	45.258	38.430	163.6	1:09:30.540
31		2:14.227	51.646	44.926	37.655	167.4	1:11:44.767
32		2:23.984	P 51.643	45.567	46.774	165.8	1:14:08.751
33		2:34.297	1:11.788	45.483	37.026	86.4	1:16:43.048
34		2:11.640	49.972	45.466	36.202	173.0	1:18:54.688
35		2:12.253	50.688	44.825	36.740	170.8	1:21:06.941
36		2:15.419	51.302	45.938	38.179	166.4	1:23:22.360
37		4:55.707	P 51.921	45.757	3:18.029	161.9	1:28:18.067
38		13:22.561	11:49.878	50.350	42.333	75.5	1:41:40.628
39		2:25.059	55.773	49.185	40.101	143.2	1:44:05.687
40		2:22.404	53.769	49.124	39.511	162.8	1:46:28.091
41		2:23.835	54.314	49.005	40.516	158.8	1:48:51.926
42		2:23.543	56.153	47.604	39.786	157.6	1:51:15.469
43		2:21.948	54.804	47.728	39.416	160.7	1:53:37.417
44		2:22.936	54.785	48.433	39.718	161.4	1:56:00.353
45		2:22.655	55.183	47.700	39.772	163.3	1:58:23.008
46		2:21.778	55.113	47.427	39.238	158.1	2:00:44.786
47		2:20.301	54.043	47.158	39.100	163.8	2:03:05.087
48		2:22.897	54.483	48.132	40.282	169.8	2:05:27.984
49		2:21.463	53.799	47.824	39.840	160.2	2:07:49.447
50		2:20.978	54.482	47.582	38.914	151.8	2:10:10.425
51		2:20.877	53.923	47.205	39.749	169.2	2:12:31.302
52		2:22.459	54.315	49.256	38.888	171.7	2:14:53.761
53		2:22.849	53.857	48.802	40.190	177.6	2:17:16.610

25 POLESTAR TEAM Volvo 850
3 POLESTAR TEAM

Vta.	D	Tiempo	Sector 1	Sector 2	Sector 3	V. Max.	Elapsed
54		2:21.709	54.952	47.475	39.282	147.9	2:19:38.319
55		2:20.624	54.899	46.787	38.938	170.3	2:21:58.943
56		2:20.689	54.539	46.549	39.601	173.6	2:24:19.632
57		2:20.154	54.316	47.741	38.097	166.6	2:26:39.786
58		2:20.957	53.933	47.275	39.749	159.2	2:29:00.743
59		2:21.312	54.034	47.708	39.570	167.7	2:31:22.055
60		2:22.200	54.347	47.517	40.336	165.8	2:33:44.255
61		2:22.901	54.825	48.473	39.603	163.1	2:36:07.156
62		2:19.214	53.608	46.471	39.135	165.6	2:38:26.370
63		2:17.703	52.959	45.366	39.378	170.8	2:40:44.073
64		2:17.068	52.443	46.541	38.084	167.7	2:43:01.141
65		2:17.882	52.802	46.467	38.613	167.7	2:45:19.023
66		2:18.794	52.759	46.605	39.430	173.0	2:47:37.817
67		2:16.932	53.347	45.708	37.877	169.2	2:49:54.749
68		2:17.077	53.550	45.888	37.639	160.4	2:52:11.826
69		2:18.781	52.892	48.002	37.887	170.8	2:54:30.607
70		2:17.504	51.948	46.308	39.248	176.1	2:56:48.111
71		2:18.635	53.642	46.536	38.457	165.6	2:59:06.746
72		2:15.748	52.238	45.949	37.561	169.0	3:01:22.494
73		2:16.575	51.983	46.490	38.102	173.0	3:03:39.069
74		2:14.859	50.760	46.065	38.034	171.4	3:05:53.928
75		2:16.833	52.172	46.147	38.514	175.3	3:08:10.761
76		2:24.231	P 52.581	45.327	46.323	163.3	3:10:34.992
77		7:42.329	6:13.384	49.707	39.238	69.7	3:18:17.321
78		2:18.980	53.067	47.812	38.101	154.9	3:20:36.301
79		2:17.350	51.792	46.661	38.897	165.8	3:22:53.651
80		2:21.021	54.822	47.100	39.099	167.7	3:25:14.672
81		2:21.101	54.048	49.193	37.860	162.1	3:27:35.773
82		2:19.396	55.472	46.158	37.766	161.1	3:29:55.169
83		2:18.986	53.319	46.314	39.353	165.1	3:32:14.155
84		2:16.348	51.949	45.969	38.430	166.1	3:34:30.503
85		2:24.685	55.811	48.485	40.389	162.6	3:36:55.188
86		2:21.896	55.370	47.493	39.033	163.6	3:39:17.084
87		2:25.125	55.782	50.775	38.568	159.7	3:41:42.209
88		2:18.339	52.315	47.429	38.595	164.8	3:44:00.548
89		2:18.416	52.158	47.207	39.051	164.3	3:46:18.964
90		2:18.758	53.823	46.396	38.539	166.6	3:48:37.722
91		2:15.958	51.847	46.189	37.922	163.3	3:50:53.680
92		2:20.123	53.699	47.219	39.205	162.4	3:53:13.803
93		2:24.257	56.926	47.373	39.958	165.6	3:55:38.060
94		2:20.223	53.953	47.766	38.504	161.1	3:57:58.283
95		2:23.160	56.321	47.701	39.138	159.5	4:00:21.443
96		2:22.607	55.222	48.139	39.246	137.5	4:02:44.050
97		2:18.635	52.132	46.110	40.393	163.8	4:05:02.685
98		2:25.125	52.785	53.503	38.837	156.0	4:07:27.810
99		2:20.939	55.994	46.504	38.441	158.3	4:09:48.749
100		2:17.841	52.551	46.860	38.430	158.3	4:12:06.590
101		2:17.755	52.395	47.065	38.295	162.6	4:14:24.345
102		2:19.295	54.860	46.751	37.684	157.4	4:16:43.640
103		2:17.886	51.449	47.685	38.752	166.4	4:19:01.526
104		2:14.127	51.555	45.096	37.476	166.1	4:21:15.653
105		2:19.119	52.132	48.247	38.740	155.1	4:23:34.772
106		2:16.993	52.477	46.643	37.873	157.2	4:25:51.765

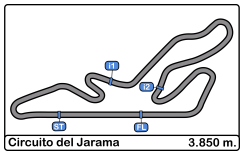

Circuito del Jarama
VI UV Endurance RACE Jarama
Carrera 8 horas resistencia
Lap Analysis

25 POLESTAR TEAM Volvo 850
3 POLESTAR TEAM

Vta.	D	Tiempo	Sector 1	Sector 2	Sector 3	V. Max.	Elapsed
107		2:23.513	56.665	48.211	38.637	166.9	4:28:15.278
108		2:16.874	52.971	45.973	37.930	165.3	4:30:32.152
109		2:18.202	52.068	46.130	40.004	162.1	4:32:50.354
110		2:17.430	51.675	46.957	38.798	162.1	4:35:07.784
111		2:20.952	52.989	48.178	39.785	161.4	4:37:28.736
112		2:22.049	55.592	47.536	38.921	154.9	4:39:50.785
113		4:53.826	53.957	46.432	3:13.437	149.5	4:44:44.611
114		8:39.592	7:12.733	47.709	39.150	84.3	4:53:24.203
115		2:25.726	53.637	50.341	41.748	161.9	4:55:49.929
116		2:15.599	52.364	45.473	37.762	172.5	4:58:05.528
117		2:17.672	53.270	46.829	37.573	167.7	5:00:23.200
118		2:15.987	52.841	45.828	37.318	173.6	5:02:39.187
119		2:15.244	51.464	45.011	38.769	175.6	5:04:54.431
120		2:13.744	51.794	44.794	37.156	173.0	5:07:08.175
121		2:12.768	50.603	44.677	37.488	174.1	5:09:20.943
122		2:12.242	50.164	44.121	37.957	176.7	5:11:33.185
123		2:13.002	50.454	43.845	38.703	178.5	5:13:46.187
124		2:12.017	51.633	43.532	36.852	169.8	5:15:58.204
125		2:18.335	55.985	45.646	36.704	140.9	5:18:16.539
126		2:10.654	50.045	43.390	37.219	180.9	5:20:27.193
127		2:11.787	51.604	43.450	36.733	177.6	5:22:38.980
128		2:12.521	50.354	43.755	38.412	178.8	5:24:51.501
129		2:11.679	50.119	44.730	36.830	180.3	5:27:03.180
130		2:12.324	50.476	43.737	38.111	165.6	5:29:15.504
131		2:10.721	50.102	43.876	36.743	180.6	5:31:26.225
132		2:15.772	54.541	44.247	36.984	182.4	5:33:41.997
133		2:12.458	51.661	44.004	36.793	180.6	5:35:54.455
134		2:11.091	50.792	43.613	36.686	178.5	5:38:05.546
135		2:10.124	49.974	43.472	36.678	178.2	5:40:15.670
136		2:09.962	49.849	43.682	36.431	180.6	5:42:25.632
137		2:09.161	49.459	43.304	36.398	183.6	5:44:34.793
138		2:11.631	50.116	45.284	36.231	173.3	5:46:46.424
139		2:12.571	50.218	44.910	37.443	177.0	5:48:58.995
140		2:13.421	53.009	43.600	36.812	162.6	5:51:12.416
141		2:10.948	50.440	43.781	36.727	179.4	5:53:23.364
142		2:11.960	51.518	43.805	36.637	174.1	5:55:35.324
143		2:11.598	51.346	43.344	36.908	143.6	5:57:46.922
144		2:10.229	49.686	43.721	36.822	180.9	5:59:57.151
145		2:13.586	52.784	44.142	36.660	181.8	6:02:10.737
146		2:09.995	49.983	43.692	36.320	177.3	6:04:20.732
147		2:11.627	51.244	43.589	36.794	179.7	6:06:32.359
148		2:11.490	50.701	43.882	36.907	168.4	6:08:43.849
149		2:10.756	50.107	44.079	36.570	179.4	6:10:54.605
150		2:15.396	53.002	45.947	36.447	177.3	6:13:10.001
151		2:11.977	50.050	44.504	37.423	181.5	6:15:21.978
152		2:09.972	49.702	43.406	36.864	178.5	6:17:31.950
153		4:24.797	51.309	43.474	2:50.014	156.5	6:21:56.747
154		10:03.090	8:39.513	46.088	37.489	78.2	6:31:59.837
155		2:12.512	50.680	44.691	37.141	176.1	6:34:12.349
156		2:13.452	50.471	45.112	37.869	179.4	6:36:25.801
157		2:12.063	50.618	44.306	37.139	174.7	6:38:37.864
158		2:12.197	50.571	44.600	37.026	173.0	6:40:50.061
159		2:11.587	50.548	43.696	37.343	169.2	6:43:01.648

25 POLESTAR TEAM Volvo 850
3 POLESTAR TEAM

Vta.	D	Tiempo	Sector 1	Sector 2	Sector 3	V. Max.	Elapsed
160		2:13.343	50.844	45.377	37.122	165.1	6:45:14.991
161		2:13.083	52.107	44.137	36.839	170.6	6:47:28.074
162		2:11.944	50.094	44.632	37.218	181.2	6:49:40.018
163		2:14.001	52.591	44.915	36.495	175.8	6:51:54.019
164		2:12.500	50.872	44.405	37.223	171.4	6:54:06.519
165		2:11.595	50.550	44.534	36.511	172.5	6:56:18.114
166		2:12.285	50.118	44.534	37.633	165.3	6:58:30.399
167		2:11.091	50.046	44.117	36.928	177.0	7:00:41.490
168		2:12.524	49.900	45.623	37.001	178.5	7:02:54.014
169		2:11.421	50.289	44.387	36.745	177.0	7:05:05.435
170		2:11.041	49.977	44.011	37.053	174.4	7:07:16.476
171		2:11.325	50.831	44.060	36.434	167.7	7:09:27.801
172		2:10.047	49.890	43.752	36.405	183.6	7:11:37.848
173		2:10.322	49.610	43.786	36.926	180.6	7:13:48.170
174		2:13.464	50.757	45.599	37.108	171.1	7:16:01.634
175		2:12.963	50.488	45.628	36.847	173.9	7:18:14.597
176		2:12.620	50.051	44.781	37.788	164.8	7:20:27.217
177		2:11.327	50.397	44.333	36.597	165.8	7:22:38.544
178		2:12.512	50.561	44.650	37.301	172.2	7:24:51.056
179		2:14.219	52.328	44.527	37.364	168.2	7:27:05.275
180		2:13.337	51.120	44.889	37.328	173.6	7:29:18.612
181		2:13.945	51.101	45.183	37.661	168.2	7:31:32.557
182		2:15.325	51.989	44.949	38.387	165.8	7:33:47.882
183		2:16.143	51.529	45.905	38.709	161.6	7:36:04.025
184		2:16.105	52.877	45.562	37.666	167.7	7:38:20.130
185		2:14.502	50.979	45.626	37.897	170.6	7:40:34.632
186		2:15.191	51.361	45.561	38.269	170.0	7:42:49.823
187		2:16.056	51.750	46.080	38.226	167.7	7:45:05.879
188		2:20.095	53.233	47.896	38.966	151.2	7:47:25.974
189		2:18.791	53.436	47.194	38.161	150.8	7:49:44.765
190		2:21.152	52.460	47.917	40.775	154.5	7:52:05.917
191		2:27.763	55.743	51.051	40.969	147.7	7:54:33.680
192		2:25.732	55.641	49.472	40.619	152.1	7:56:59.412
193		2:26.364	55.175	50.476	40.713	139.5	7:59:25.776
194		2:27.295	56.054	50.506	40.735	148.7	8:01:53.071

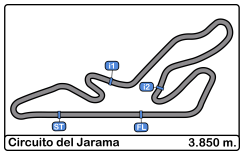

Circuito del Jarama
VI UV Endurance RACE Jarama
Carrera 8 horas resistencia
Lap Analysis

26 PIKANTO RACING — Seat Toledo

2 — PIKANTO RACING

Vta.	D	Tiempo	Sector 1	Sector 2	Sector 3	V. Max.	Elapsed
1		2:11.308	56.266	40.815	34.227	160.4	2:11.308
2		2:02.328	46.955	41.068	34.305	186.2	4:13.636
3		2:02.860	47.302	41.253	34.305	184.6	6:16.496
4		2:02.115	46.954	40.789	34.372	177.9	8:18.611
5		2:04.603	47.209	40.699	36.695	174.4	10:23.214
6		2:03.343	47.104	40.680	35.559	180.9	12:26.557
7		2:03.409	47.013	41.932	34.464	177.3	14:29.966
8		2:27.260	55.395	50.138	41.727	145.1	16:57.226
9		3:08.063	54.491	1:20.479	53.093	120.2	20:05.289
10		2:01.981	46.484	40.611	34.886	182.1	22:07.270
11		2:02.512	47.050	40.624	34.838	177.3	24:09.782
12		2:02.376	46.668	40.668	35.040	181.2	26:12.158
13		2:02.362	46.842	40.859	34.661	180.3	28:14.520
14		2:03.068	46.893	41.323	34.852	182.1	30:17.588
15		2:02.436	46.815	40.956	34.665	185.2	32:20.024
16		2:02.815	47.166	40.977	34.672	184.6	34:22.839
17		2:02.573	46.681	40.942	34.950	184.3	36:25.412
18		2:07.922	47.965	45.178	34.779	183.6	38:33.334
19		2:02.173	46.379	40.903	34.891	184.3	40:35.507
20		2:03.180	46.933	41.323	34.924	186.2	42:38.687
21		2:02.640	46.778	40.944	34.918	180.6	44:41.327
22		2:02.597	46.942	41.056	34.599	183.6	46:43.924
23		2:02.387	46.842	40.977	34.568	181.2	48:46.311
24		2:02.725	46.901	40.870	34.954	180.0	50:49.036
25		2:02.158	46.844	40.737	34.577	181.8	52:51.194
26		2:03.068	46.749	41.074	35.245	179.1	54:54.262
27		2:06.524	46.878	43.047	36.599	178.5	57:00.786
28		2:12.467	52.917	43.670	35.880	147.1	59:13.253
29		2:06.683	49.579	42.098	35.006	146.3	1:01:19.936
30		2:08.553	49.815	42.818	35.920	142.1	1:03:28.489
31		2:07.155	49.923	41.973	35.259	140.9	1:05:35.644
32		2:06.755	49.508	42.096	35.151	140.2	1:07:42.399
33		2:09.313	50.550	41.975	36.788	142.2	1:09:51.712
34		2:09.403	50.093	42.586	36.724	140.9	1:12:01.115
35		2:08.175	50.045	42.900	35.230	140.8	1:14:09.290
36		2:08.048	49.939	42.995	35.114	140.2	1:16:17.338
37		2:07.846	49.175	41.944	36.727	144.5	1:18:25.184
38		2:06.460	49.993	41.423	35.044	142.2	1:20:31.644
39		2:07.300	49.830	42.377	35.093	139.8	1:22:38.944
40		2:11.557	50.728	44.153	36.676	144.0	1:24:50.501
41		4:17.622	P 52.689	44.433	2:40.500	141.3	1:29:08.123

27 RG MOTORSPORT — VW Golf MK2

2 — RG MOTORSPORT

Vta.	D	Tiempo	Sector 1	Sector 2	Sector 3	V. Max.	Elapsed
1		2:16.040	59.686	41.904	34.450	159.5	2:16.040
2		2:04.345	47.476	41.979	34.890	186.5	4:20.385
3		2:03.651	47.631	41.630	34.390	190.4	6:24.036
4		2:03.906	47.456	41.630	34.820	186.8	8:27.942
5		2:04.407	47.667	42.199	34.541	188.1	10:32.349
6		2:02.532	47.084	41.055	34.393	187.8	12:34.881
7		2:03.483	47.190	41.676	34.617	186.8	14:38.364
8		2:23.648	54.889	49.722	39.037	150.4	17:02.012
9		3:06.247	55.571	1:17.350	53.326	125.4	20:08.259
10		2:04.049	48.044	41.400	34.605	179.7	22:12.308
11		2:02.950	47.295	41.207	34.448	183.6	24:15.258
12		2:03.295	47.378	41.402	34.515	185.2	26:18.553
13		2:02.937	47.160	41.180	34.597	186.8	28:21.490
14		2:03.697	47.644	41.608	34.445	185.5	30:25.187
15		2:02.864	47.296	41.171	34.397	188.4	32:28.051
16		2:02.669	46.951	41.030	34.688	187.5	34:30.720
17		2:03.262	47.354	41.393	34.515	187.1	36:33.982
18		2:03.024	47.230	41.314	34.480	185.2	38:37.006
19		2:04.082	47.694	42.008	34.380	186.5	40:41.088
20		2:03.454	47.637	41.320	34.497	186.8	42:44.542
21		2:02.917	47.308	41.182	34.427	185.5	44:47.459
22		2:03.023	47.339	41.162	34.522	187.1	46:50.482
23		2:03.439	47.419	41.387	34.633	186.8	48:53.921
24		2:03.423	47.898	41.089	34.436	185.5	50:57.344
25		2:03.371	47.539	41.131	34.701	188.4	53:00.715
26		2:02.837	47.390	41.060	34.387	185.5	55:03.552
27		2:02.201	46.843	40.966	34.392	191.8	57:05.753
28		2:04.588	47.465	42.506	34.617	189.4	59:10.341
29		2:05.599	48.644	42.597	34.358	187.8	1:01:15.940
30		2:02.705	47.234	41.071	34.400	186.8	1:03:18.645
31		2:03.503	47.333	41.441	34.729	187.5	1:05:22.148
32		2:02.751	47.234	41.074	34.443	187.8	1:07:24.899
33		2:03.821	47.349	41.321	35.151	187.1	1:09:28.720
34		2:04.389	47.665	41.872	34.852	189.1	1:11:33.109
35		2:03.480	47.301	41.534	34.645	185.8	1:13:36.589
36		2:03.765	47.513	41.589	34.663	187.1	1:15:40.354
37		2:03.292	47.334	41.378	34.580	187.1	1:17:43.646
38		2:03.321	47.592	41.174	34.555	186.5	1:19:46.967
39		2:04.139	48.124	41.508	34.507	186.8	1:21:51.106
40		2:04.313	48.508	41.633	34.172	184.6	1:23:55.419
41		2:02.924	47.264	41.137	34.523	186.8	1:25:58.343
42		2:02.584	47.182	41.010	34.392	188.4	1:28:00.927
43		2:03.115	47.562	41.179	34.374	185.5	1:30:04.042
44		2:03.774	47.646	41.345	34.783	186.5	1:32:07.816
45		2:03.363	47.815	41.014	34.534	186.2	1:34:11.179
46		2:03.499	47.403	41.306	34.790	186.2	1:36:14.678
47		2:02.914	47.428	41.081	34.405	185.2	1:38:17.592
48		2:03.477	47.535	41.257	34.685	183.9	1:40:21.069
49		2:03.445	47.354	41.799	34.292	180.9	1:42:24.514
50		2:03.891	47.447	41.805	34.639	184.6	1:44:28.405
51		9:07.775	P 47.407	41.322	7:39.046	185.2	1:53:36.180
52		4:11.417	2:46.054	47.794	37.569	82.0	1:57:47.597
53		2:15.810	51.747	46.997	37.066	156.7	2:00:03.407

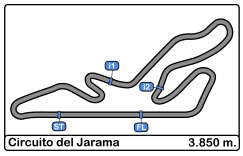

Circuito del Jarama
VI UV Endurance RACE Jarama
Carrera 8 horas resistencia
Lap Analysis

27 RG MOTORSPORT VW Golf MK2
2 RG MOTORSPORT

Vta.	D	Tiempo	Sector 1	Sector 2	Sector 3	V. Max.	Elapsed
54		2:12.754	50.812	44.921	37.021	167.9	2:02:16.161
55		2:13.007	51.654	44.369	36.984	151.4	2:04:29.168
56		2:12.171	50.067	45.210	36.894	167.9	2:06:41.339
57		2:14.736	50.447	44.802	39.487	169.2	2:08:56.075
58		2:14.287	52.524	43.840	37.923	164.1	2:11:10.362
59		2:11.612	51.283	44.339	35.990	162.8	2:13:21.974
60		2:11.713	50.692	44.464	36.557	175.8	2:15:33.687
61		2:10.833	50.171	44.152	36.510	170.0	2:17:44.520
62		2:11.145	49.890	44.138	37.117	171.9	2:19:55.665
63		2:10.021	49.612	44.033	36.376	172.2	2:22:05.686
64		2:13.483	50.090	44.661	38.732	176.7	2:24:19.169
65		2:10.828	50.211	44.022	36.595	170.8	2:26:29.997
66		2:11.204	49.959	44.724	36.521	165.1	2:28:41.201
67		2:12.844	51.246	44.719	36.879	167.7	2:30:54.045
68		2:12.447	50.034	45.041	37.372	166.1	2:33:06.492
69		2:12.394	50.012	45.401	36.981	171.9	2:35:18.886
70		2:14.156	51.867	45.845	36.444	172.5	2:37:33.042
71		2:11.779	50.259	44.460	37.060	174.1	2:39:44.821
72		2:11.404	50.045	44.208	37.151	176.4	2:41:56.225
73		2:11.916	51.003	44.249	36.664	169.0	2:44:08.141
74		2:11.527	49.751	44.909	36.867	172.5	2:46:19.668
75		2:10.627	50.022	43.827	36.778	166.1	2:48:30.295
76		2:09.563	49.616	43.657	36.290	172.8	2:50:39.858
77		2:11.805	49.616	43.740	38.449	171.4	2:52:51.663
78		2:11.325	49.772	45.436	36.117	170.0	2:55:02.988
79		2:08.968	49.217	43.488	36.263	170.0	2:57:11.956
80		2:08.876	50.041	43.537	35.298	167.9	2:59:20.832
81		2:07.488	48.553	43.316	35.619	183.6	3:01:28.320
82		2:07.899	48.967	43.106	35.826	172.8	3:03:36.219
83		2:09.878	49.602	44.465	35.811	171.9	3:05:46.097
84		2:08.568	48.769	43.667	36.132	176.7	3:07:54.665
85		2:09.179	49.727	43.505	35.947	162.4	3:10:03.844
86		2:09.145	49.272	43.940	35.933	169.2	3:12:12.989
87		2:07.730	48.821	43.232	35.677	173.0	3:14:20.719
88		2:10.413	49.499	44.468	36.446	172.5	3:16:31.132
89		2:09.864	49.464	44.209	36.191	170.0	3:18:40.996
90		2:10.970	49.499	44.202	37.269	171.9	3:20:51.966
91		2:10.945	49.809	44.353	36.783	167.7	3:23:02.911
92		2:11.473	50.707	44.276	36.490	162.4	3:25:14.384
93		2:13.587	51.270	43.937	38.380	170.3	3:27:27.971
94		2:12.664	50.729	45.616	36.319	162.4	3:29:40.635
95		2:10.993	50.116	44.641	36.236	169.5	3:31:51.628
96		2:10.200	49.366	44.325	36.509	169.5	3:34:01.828
97		2:10.781	49.764	44.459	36.558	168.4	3:36:12.609
98		2:12.278	51.353	44.808	36.117	155.1	3:38:24.887
99		2:09.299	49.261	43.769	36.269	172.5	3:40:34.186
100		2:12.907	52.359	44.303	36.245	151.8	3:42:47.093
101		2:13.524	49.815	45.444	38.265	171.9	3:45:00.617
102		5:13.567	P 1:02.808	50.529	3:20.230	153.6	3:50:14.184
103		7:15.059	5:42.042	52.229	40.788	79.0	3:57:29.243
104		2:26.158	56.277	49.466	40.415	120.9	3:59:55.401
105		2:24.099	54.892	48.302	40.905	133.1	4:02:19.500
106		2:22.101	54.578	48.914	38.609	131.7	4:04:41.601

27 RG MOTORSPORT VW Golf MK2
2 RG MOTORSPORT

Vta.	D	Tiempo	Sector 1	Sector 2	Sector 3	V. Max.	Elapsed
107		2:16.030	52.310	46.267	37.453	146.1	4:06:57.631
108		2:13.447	50.728	45.725	36.994	154.2	4:09:11.078
109		2:13.535	50.934	46.033	36.568	158.5	4:11:24.613
110		2:13.242	50.859	45.529	36.854	170.0	4:13:37.855
111		2:13.344	50.744	45.812	36.788	157.8	4:15:51.199
112		2:12.661	51.262	44.600	36.799	134.4	4:18:03.860
113		2:12.909	50.266	45.070	37.573	160.4	4:20:16.769
114		2:13.443	50.766	45.983	36.694	159.5	4:22:30.212
115		2:11.236	49.947	44.571	36.718	160.7	4:24:41.448
116		2:13.189	50.492	45.266	37.431	164.6	4:26:54.637
117		2:13.440	50.110	45.636	37.694	156.2	4:29:08.077
118		2:16.671	52.600	46.922	37.149	151.2	4:31:24.748
119		2:14.820	51.622	46.383	36.815	152.9	4:33:39.568
120		2:12.079	50.479	45.085	36.515	151.4	4:35:51.647
121		2:12.841	51.305	44.501	37.035	166.1	4:38:04.488
122		2:13.438	51.330	45.032	37.076	150.0	4:40:17.926
123		2:12.600	50.258	45.134	37.208	154.0	4:42:30.526
124		2:13.950	50.324	46.615	37.011	161.9	4:44:44.476
125		2:13.894	50.639	46.230	37.025	160.4	4:46:58.370
126		2:12.721	50.658	45.235	36.828	152.5	4:49:11.091
127		2:12.961	50.489	44.992	37.480	148.5	4:51:24.052
128		2:09.690	49.730	43.945	36.015	169.5	4:53:33.742
129		2:11.943	50.438	45.010	36.495	169.5	4:55:45.685
130		2:11.172	49.631	44.835	36.706	168.2	4:57:56.857
131		2:15.237	50.901	46.603	37.733	152.7	5:00:12.094
132		2:16.685	51.859	47.257	37.569	147.1	5:02:28.779
133		2:13.151	50.548	45.907	36.696	163.1	5:04:41.930
134		2:13.131	50.175	45.763	37.193	166.4	5:06:55.061
135		2:12.168	50.403	45.192	36.573	159.2	5:09:07.229
136		2:12.281	50.194	45.233	36.854	156.0	5:11:19.510
137		2:14.545	51.682	45.579	37.284	162.6	5:13:34.055
138		2:13.878	50.714	46.098	37.066	158.3	5:15:47.933
139		2:14.920	50.153	46.963	37.804	162.4	5:18:02.853
140		2:12.639	50.470	45.245	36.924	161.6	5:20:15.492
141		2:13.183	51.151	45.385	36.647	153.6	5:22:28.675
142		2:11.919	50.286	45.099	36.534	159.7	5:24:40.594
143		2:13.047	50.715	45.528	36.804	156.5	5:26:53.641
144		2:16.013	52.146	46.846	37.021	159.5	5:29:09.654
145		2:11.891	49.961	45.107	36.823	168.7	5:31:21.545
146		7:07.356	P 50.574	47.226	5:29.556	159.7	5:38:28.901
147		5:19.762	4:01.084	43.109	35.569	93.6	5:43:48.663
148		2:05.708	47.840	42.265	35.603	181.8	5:45:54.371
149		2:06.298	48.636	41.755	35.907	184.3	5:48:00.669
150		2:05.196	47.918	41.869	35.409	183.0	5:50:05.865
151		2:05.377	48.362	42.280	34.735	185.8	5:52:11.242
152		2:06.713	47.733	43.681	35.299	186.8	5:54:17.955
153		2:06.412	48.559	42.184	35.669	183.3	5:56:24.367
154		2:05.203	47.976	42.414	34.813	185.2	5:58:29.570
155		2:05.691	47.971	42.483	35.237	177.3	6:00:35.261
156		2:05.085	48.064	42.353	34.668	183.9	6:02:40.346
157		2:03.883	47.870	41.356	34.657	184.3	6:04:44.229
158		2:04.997	47.611	42.077	35.309	183.0	6:06:49.226
159		2:04.257	47.846	41.653	34.758	184.9	6:08:53.483

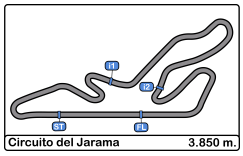

Circuito del Jarama
VI UV Endurance RACE Jarama
Carrera 8 horas resistencia
Lap Analysis

27 RG MOTORSPORT VW Golf MK2

2 RG MOTORSPORT

Vta.	D	Tiempo	Sector 1	Sector 2	Sector 3	V. Max.	Elapsed
160		2:04.133	47.671	41.697	34.765	185.2	6:10:57.616
161		2:04.356	47.472	42.098	34.786	187.8	6:13:01.972
162		2:04.463	47.566	42.054	34.843	186.5	6:15:06.435
163		2:04.593	48.142	41.682	34.769	177.9	6:17:11.028
164		2:03.700	47.262	41.606	34.832	189.8	6:19:14.728
165		2:04.070	47.789	41.423	34.858	188.8	6:21:18.798
166		8:44.512	50.799	54.395	6:59.318	150.0	6:30:03.310
167		2:38.453	1:21.289	42.181	34.983	86.6	6:32:41.763
168		2:04.672	47.511	42.262	34.899	184.9	6:34:46.435
169		2:05.333	47.761	42.511	35.061	187.8	6:36:51.768
170		2:06.584	48.290	43.522	34.772	178.8	6:38:58.352
171		2:04.048	47.344	41.902	34.802	185.8	6:41:02.400
172		2:05.102	47.446	42.613	35.043	189.4	6:43:07.502
173		2:04.612	47.737	41.962	34.913	184.9	6:45:12.114
174		2:05.218	47.821	42.241	35.156	186.5	6:47:17.332
175		2:04.922	47.751	42.275	34.896	185.5	6:49:22.254
176		2:05.027	47.903	42.002	35.122	185.5	6:51:27.281
177		2:04.904	47.952	42.060	34.892	186.8	6:53:32.185
178		2:06.107	48.325	42.001	35.781	186.2	6:55:38.292
179		2:05.052	48.029	42.063	34.960	182.4	6:57:43.344
180		2:03.935	47.208	41.762	34.965	187.5	6:59:47.279
181		2:04.715	47.605	42.105	35.005	186.2	7:01:51.994
182		2:04.330	47.284	41.996	35.050	189.1	7:03:56.324
183		2:04.365	47.592	42.011	34.762	189.4	7:06:00.689
184		2:03.438	47.336	41.453	34.649	192.1	7:08:04.127
185		2:02.885	46.977	41.454	34.454	190.4	7:10:07.012
186		2:03.906	46.804	42.642	34.460	191.4	7:12:10.918
187		2:03.413	47.719	41.305	34.389	191.1	7:14:14.331
188		2:02.425	46.889	41.423	34.113	192.1	7:16:16.756
189		2:03.282	47.203	41.384	34.695	192.5	7:18:20.038
190		2:04.967	48.274	41.702	34.991	165.6	7:20:25.005
191		2:06.331	48.702	42.291	35.338	164.1	7:22:31.336
192		2:03.117	47.166	41.462	34.489	189.4	7:24:34.453
193		2:04.670	47.565	42.394	34.711	187.1	7:26:39.123
194		2:04.098	47.309	41.971	34.818	189.4	7:28:43.221
195		2:03.819	47.536	41.592	34.691	188.1	7:30:47.040
196		2:03.972	47.610	41.596	34.766	186.5	7:32:51.012
197		2:03.700	47.438	41.376	34.886	187.8	7:34:54.712
198		2:03.247	47.287	41.440	34.520	189.8	7:36:57.959
199		2:03.772	47.383	41.837	34.552	186.2	7:39:01.731
200		2:04.572	48.109	41.901	34.562	187.1	7:41:06.303
201		2:03.501	47.365	41.632	34.504	187.8	7:43:09.804
202		2:04.452	47.349	42.670	34.433	188.1	7:45:14.256
203		2:02.792	47.044	41.295	34.453	187.5	7:47:17.048
204		2:03.557	47.428	41.658	34.471	189.4	7:49:20.605
205		2:03.251	47.466	41.395	34.390	190.1	7:51:23.856
206		2:03.892	47.660	41.520	34.712	182.1	7:53:27.748
207		2:03.173	47.389	41.220	34.564	185.5	7:55:30.921
208		2:02.090	47.107	40.980	34.003	189.1	7:57:33.011
209		2:02.641	47.102	40.889	34.650	189.4	7:59:35.652
210		2:02.890	46.903	41.560	34.427	191.1	8:01:38.542

28 EMAN EGURRE RACING TEAM BMW E36 325i

3 EMAN EGURRE RACING TEAM

Vta.	D	Tiempo	Sector 1	Sector 2	Sector 3	V. Max.	Elapsed
1		2:28.633	1:07.781	44.934	35.918	144.9	2:28.633
2		2:09.865	48.681	44.343	36.841	157.8	4:38.498
3		2:06.979	47.989	43.541	35.449	163.8	6:45.477
4		2:09.584	49.051	44.853	35.680	156.0	8:55.061
5		2:08.601	49.302	44.015	35.284	150.6	11:03.662
6		2:08.136	49.277	43.468	35.391	157.8	13:11.798
7		2:25.565	48.959	50.129	46.477	164.3	15:37.363
8		3:12.446	1:17.218	1:07.130	48.098	87.2	18:49.809
9		2:27.841	1:06.159	46.086	35.596	79.4	21:17.650
10		2:04.976	47.963	42.318	34.695	167.1	23:22.626
11		2:05.269	47.800	42.437	35.032	166.4	25:27.895
12		2:05.052	47.766	42.375	34.911	166.4	27:32.947
13		2:07.055	48.525	43.276	35.254	162.4	29:40.002
14		2:06.917	48.778	43.108	35.031	161.6	31:46.919
15		2:07.853	47.725	43.638	36.490	173.6	33:54.772
16		2:05.805	48.115	42.738	34.952	169.2	36:00.577
17		2:06.527	47.968	43.762	34.797	160.0	38:07.104
18		2:05.259	48.006	42.388	34.865	157.4	40:12.363
19		2:04.980	47.391	42.284	35.305	168.7	42:17.343
20		2:05.461	47.887	42.463	35.111	159.2	44:22.804
21		2:05.895	47.780	42.653	35.462	160.7	46:28.699
22		2:07.656	47.751	43.889	36.016	165.3	48:36.355
23		2:07.308	47.916	44.304	35.088	167.1	50:43.663
24		2:06.683	48.917	42.710	35.056	174.4	52:50.346
25		2:08.406	49.534	42.540	36.332	161.1	54:58.752
26		2:05.507	47.834	42.592	35.081	168.4	57:04.259
27		2:07.744	48.663	42.648	36.433	163.1	59:12.003
28		2:07.078	48.739	43.331	35.008	170.8	1:01:19.081
29		2:08.452	49.129	42.593	36.730	167.1	1:03:27.533
30		2:06.068	48.395	42.657	35.016	162.6	1:05:33.601
31		2:04.501	47.710	41.962	34.829	179.1	1:07:38.102
32		2:05.467	47.429	43.040	34.998	177.9	1:09:43.569
33		2:06.683	48.705	42.466	35.512	165.3	1:11:50.252
34		2:07.535	48.809	43.644	35.082	154.5	1:13:57.787
35		2:05.200	48.055	42.054	35.091	165.6	1:16:02.987
36		2:05.762	48.821	42.181	34.760	161.1	1:18:08.749
37		2:08.252	49.137	43.755	35.360	154.0	1:20:17.001
38		2:06.564	48.784	42.483	35.297	174.1	1:22:23.565
39		2:07.681	49.547	42.711	35.423	168.7	1:24:31.246
40		2:07.248	48.543	42.803	35.902	156.9	1:26:38.494
41		2:06.561	49.251	42.127	35.183	162.6	1:28:45.055
42		2:05.784	48.071	42.503	35.210	175.8	1:30:50.839
43		2:05.516	48.172	42.366	34.978	169.0	1:32:56.355
44		2:06.380	48.434	42.669	35.277	157.8	1:35:02.735
45		2:05.651	47.910	42.416	35.325	170.0	1:37:08.386
46		2:06.768	48.540	42.627	35.601	166.4	1:39:15.154
47	P	12:20.100	49.937	43.784	10:46.379	151.2	1:51:35.254
48		5:04.910	3:40.816	46.959	37.135	63.6	1:56:40.164
49		2:11.630	50.755	44.761	36.114	156.9	1:58:51.794
50		2:11.833	51.912	43.904	36.017	150.0	2:01:03.627
51		2:12.128	51.194	44.409	36.525	150.8	2:03:15.755
52		2:11.277	50.272	44.576	36.429	149.5	2:05:27.032
53		2:11.639	52.430	43.400	35.809	160.7	2:07:38.671

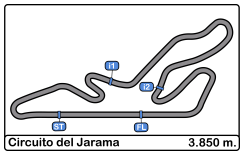

Circuito del Jarama
VI UV Endurance RACE Jarama
Carrera 8 horas resistencia
Lap Analysis

28 EMAN EGURRE RACING TEAM BMW E36 325i
3 EMAN EGURRE RACING TEAM

Vta.	D	Tiempo	Sector 1	Sector 2	Sector 3	V. Max.	Elapsed
54		2:09.078	48.843	44.798	35.437	177.6	2:09:47.749
55		2:10.100	49.440	44.321	36.339	176.4	2:11:57.849
56		2:09.939	49.283	44.163	36.493	168.7	2:14:07.788
57		2:11.455	50.181	44.114	37.160	166.6	2:16:19.243
58		2:10.109	49.725	44.066	36.318	162.1	2:18:29.352
59		2:12.222	50.721	43.749	37.752	164.6	2:20:41.574
60		2:08.481	49.236	43.597	35.648	175.8	2:22:50.055
61		2:11.340	50.085	44.067	37.188	175.3	2:25:01.395
62		2:09.623	49.793	44.416	35.414	171.9	2:27:11.018
63		2:10.062	49.679	44.137	36.246	163.3	2:29:21.080
64		2:11.567	50.212	43.658	37.697	141.9	2:31:32.647
65		2:09.594	49.882	43.428	36.284	159.0	2:33:42.241
66		2:09.106	49.294	43.650	36.162	165.8	2:35:51.347
67		2:11.853	51.310	43.984	36.559	148.5	2:38:03.200
68		2:09.949	49.879	43.925	36.145	166.6	2:40:13.149
69		2:12.841	50.229	44.401	38.211	159.2	2:42:25.990
70		2:10.732	50.201	43.933	36.598	157.4	2:44:36.722
71		2:17.292	49.792	44.001	43.499	167.4	2:46:54.014
72		2:11.236	50.759	43.482	36.995	152.9	2:49:05.250
73		2:09.792	49.707	43.879	36.206	158.5	2:51:15.042
74		2:09.588	49.874	43.600	36.114	162.4	2:53:24.630
75		2:09.314	49.691	43.394	36.229	161.9	2:55:33.944
76		2:08.518	49.429	43.134	35.955	155.1	2:57:42.462
77		2:07.583	48.973	42.953	35.657	158.1	2:59:50.045
78		2:10.173	49.498	44.576	36.099	161.1	3:02:00.218
79		2:09.546	49.719	43.585	36.242	162.4	3:04:09.764
80		2:10.849	49.242	43.604	38.003	163.6	3:06:20.613
81		2:07.737	48.458	43.578	35.701	171.1	3:08:28.350
82		2:09.107	49.806	43.405	35.896	162.1	3:10:37.457
83		2:12.196	51.366	43.540	37.290	145.1	3:12:49.653
84		2:07.904	49.351	42.829	35.724	168.2	3:14:57.557
85		2:08.306	48.979	43.387	35.940	166.9	3:17:05.863
86		2:08.631	49.116	42.875	36.640	160.0	3:19:14.494
87		2:08.247	49.204	42.856	36.187	167.4	3:21:22.741
88		2:10.190	49.504	44.360	36.326	162.8	3:23:32.931
89		2:08.150	49.039	43.452	35.659	158.1	3:25:41.081
90		2:08.296	49.412	43.142	35.742	160.7	3:27:49.377
91		2:07.147	48.825	42.821	35.501	169.5	3:29:56.524
92		2:08.676	49.591	43.439	35.646	164.6	3:32:05.200
93		2:07.806	49.594	42.559	35.653	169.5	3:34:13.006
94		2:10.173	48.995	44.525	36.653	165.1	3:36:23.179
95		2:09.049	49.245	43.441	36.363	160.2	3:38:32.228
96		2:09.044	49.514	43.577	35.953	170.6	3:40:41.272
97		2:10.807	49.626	44.542	36.639	171.9	3:42:52.079
98		2:11.994	49.485	45.224	37.285	165.1	3:45:04.073
99		2:15.593	51.451	47.695	36.447	157.2	3:47:19.666
100		5:25.584	49.792	43.737	3:52.055	161.1	3:52:45.250
101		6:28.910	5:05.015	45.724	38.171	80.2	3:59:14.160
102		2:16.205	52.978	45.406	37.821	136.0	4:01:30.365
103		2:13.650	50.789	45.476	37.385	150.8	4:03:44.015
104		2:12.580	50.389	44.248	37.943	161.6	4:05:56.595
105		2:10.877	50.232	43.771	36.874	164.3	4:08:07.472
106		2:14.188	50.019	46.308	37.861	172.5	4:10:21.660

28 EMAN EGURRE RACING TEAM BMW E36 325i
3 EMAN EGURRE RACING TEAM

Vta.	D	Tiempo	Sector 1	Sector 2	Sector 3	V. Max.	Elapsed
107		2:14.666	52.701	44.363	37.602	158.8	4:12:36.326
108		2:10.596	49.525	43.947	37.124	171.9	4:14:46.922
109		2:10.974	50.354	43.849	36.771	174.4	4:16:57.896
110		2:14.234	50.019	44.857	39.358	171.9	4:19:12.130
111		2:13.516	51.905	44.061	37.550	160.4	4:21:25.646
112		2:09.659	49.665	43.746	36.248	169.5	4:23:35.305
113		2:09.525	49.049	43.955	36.521	174.4	4:25:44.830
114		2:08.777	49.157	43.372	36.248	170.8	4:27:53.607
115		2:12.398	50.279	43.708	38.411	166.9	4:30:06.005
116		2:08.730	49.779	42.692	36.259	173.0	4:32:14.735
117		2:09.865	49.133	44.495	36.237	172.5	4:34:24.600
118		2:08.371	49.384	43.051	35.936	179.1	4:36:32.971
119		2:09.038	49.539	43.195	36.304	168.4	4:38:42.009
120		2:09.491	49.923	43.470	36.098	169.2	4:40:51.500
121		2:10.860	49.932	43.579	37.349	172.2	4:43:02.360
122		2:08.055	49.032	42.817	36.206	172.5	4:45:10.415
123		2:09.069	49.177	43.245	36.647	166.9	4:47:19.484
124		2:11.059	49.573	44.879	36.607	166.4	4:49:30.543
125		2:11.381	49.119	44.437	37.825	177.3	4:51:41.924
126		2:11.983	50.653	43.454	37.876	163.1	4:53:53.907
127		2:08.481	49.159	43.066	36.256	177.0	4:56:02.388
128		2:07.320	48.988	42.399	35.933	170.3	4:58:09.708
129		2:09.834	49.184	44.027	36.623	175.6	5:00:19.542
130		2:13.973	49.062	47.611	37.300	182.4	5:02:33.515
131		2:13.474	51.788	44.702	36.984	162.4	5:04:46.989
132		2:10.204	49.436	43.881	36.887	172.8	5:06:57.193
133		2:13.512	51.535	45.100	36.877	151.2	5:09:10.705
134		2:09.147	49.278	43.780	36.089	175.3	5:11:19.852
135		2:11.049	50.309	44.305	36.435	176.7	5:13:30.901
136		4:45.563	50.573	44.996	3:09.994	163.1	5:18:16.464
137		4:57.418	3:35.309	45.320	36.789	77.5	5:23:13.882
138		2:11.323	50.457	44.287	36.579	167.1	5:25:25.205
139		2:10.715	50.087	43.942	36.686	170.0	5:27:35.920
140		2:17.116	55.018	44.678	37.420	130.1	5:29:53.036
141		2:11.776	50.172	44.671	36.933	170.3	5:32:04.812
142		2:09.958	49.722	43.607	36.629	165.8	5:34:14.770
143		2:09.946	50.086	43.600	36.260	160.9	5:36:24.716
144		2:14.601	50.781	44.333	39.487	167.1	5:38:39.317
145		2:14.121	50.272	46.481	37.368	173.3	5:40:53.438
146		2:13.653	50.972	44.668	38.013	165.1	5:43:07.091
147		2:17.450	55.044	45.684	36.722	154.7	5:45:24.541
148		2:09.479	49.773	43.706	36.000	170.3	5:47:34.020
149		2:11.426	49.594	45.158	36.674	169.0	5:49:45.446
150		6:17.872	51.479	45.186	4:41.207	158.1	5:56:03.318
151		5:13.676	3:53.675	42.989	37.012	92.3	6:01:16.994
152		2:09.149	49.936	43.029	36.184	180.0	6:03:26.143
153		2:07.892	49.553	42.772	35.567	166.9	6:05:34.035
154		2:08.333	48.782	43.528	36.023	170.6	6:07:42.368
155		2:09.908	49.214	45.051	35.643	175.3	6:09:52.276
156		2:06.586	48.772	42.328	35.486	173.0	6:11:58.862
157		2:07.247	48.968	42.620	35.659	171.9	6:14:06.109
158		2:06.866	48.268	42.583	36.015	175.6	6:16:12.975
159		2:08.136	49.708	42.832	35.596	180.3	6:18:21.111

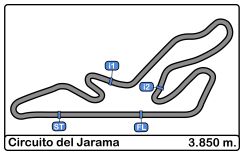

Circuito del Jarama
VI UV Endurance RACE Jarama
Carrera 8 horas resistencia
Lap Analysis

28 EMAN EGURRE RACING TEAM — BMW E36 325i

3 — EMAN EGURRE RACING TEAM

Vta.	D	Tiempo	Sector 1	Sector 2	Sector 3	V. Max.	Elapsed
160		2:06.931	48.290		2:42.527	175.8	6:20:28.042
161		2:16.655	49.497		4:59.182	175.3	6:22:44.697
162		3:21.168	54.414	1:06.852	1:19.902	135.1	6:26:05.865
163		4:08.235	1:51.037		5:28.137	58.5	6:30:14.100
164		2:10.107	50.429		7:38.244	166.9	6:32:24.207
165		2:10.848	49.573		9:49.092	167.1	6:34:35.055
166		2:08.485	48.873		11:57.577	169.2	6:36:43.540
167		2:08.744	49.379		14:06.321	164.3	6:38:52.284
168		2:08.082	48.923		16:14.403	164.6	6:41:00.366
169		2:09.252	48.636		18:23.655	167.7	6:43:09.618
170		2:08.176	48.841		20:31.831	179.1	6:45:17.794
171		2:07.865	48.654		22:39.696	175.8	6:47:25.659
172		2:07.878	48.757		24:47.574	170.0	6:49:33.537
173		2:10.897	49.167		26:58.471	168.4	6:51:44.434
174		2:08.106	49.486	43.347	35.273	160.7	6:53:52.540
175		2:06.143	48.744		2:41.416	166.9	6:55:58.683
176		2:06.746	48.345		4:48.162	166.9	6:58:05.429
177		2:07.388	49.708		6:55.550	167.9	7:00:12.817
178		2:07.314	48.812		9:02.864	164.6	7:02:20.131
179		2:08.724	50.764		11:11.588	164.6	7:04:28.855
180		2:08.305	48.747		13:19.893	164.6	7:06:37.160
181		2:06.649	48.757		15:26.542	183.6	7:08:43.809
182		2:07.238	49.346		17:33.780	171.7	7:10:51.047
183		2:13.652	49.404		19:47.432	175.0	7:13:04.699
184		2:11.576	50.512		21:59.008	156.5	7:15:16.275
185		2:16.530	51.501		24:15.538	157.2	7:17:32.805
186		2:14.179	52.411		26:29.717	151.8	7:19:46.984
187		2:19.218	51.660		28:48.935	151.8	7:22:06.202
188		2:15.344	51.466		31:04.279	156.7	7:24:21.546
189		2:11.389	50.443		33:15.668	159.0	7:26:32.935
190		2:13.120	50.958		35:28.788	151.6	7:28:46.055
191		2:12.005	50.460		37:40.793	166.9	7:30:58.060
192		2:12.394	51.367		39:53.187	165.6	7:33:10.454
193		2:11.726	50.819		42:04.913	159.5	7:35:22.180
194		2:11.942	51.444		44:16.855	162.1	7:37:34.122
195		2:09.161	50.286	43.178	35.697	168.7	7:39:43.283
196		2:12.821	50.165		2:48.518	163.8	7:41:56.104
197		2:09.886	50.087		4:58.404	158.3	7:44:05.990
198		2:10.508	49.973		7:08.912	152.3	7:46:16.498
199		2:10.550	50.948		9:19.462	164.8	7:48:27.048
200		2:14.293	49.353		11:33.755	168.7	7:50:41.341
201		2:11.471	50.207		13:45.226	164.6	7:52:52.812
202		2:10.097	49.932		15:55.323	163.8	7:55:02.909
203		2:12.870	50.163		18:08.193	162.1	7:57:15.779
204		2:11.620	50.777		20:19.813	161.6	7:59:27.399
205		2:15.767	50.869		22:35.580	154.9	8:01:43.166

29 ALPHA RACING — BMW Compact

2 — ALPHA RACING

Vta.	D	Tiempo	Sector 1	Sector 2	Sector 3	V. Max.	Elapsed
1		2:19.621	1:01.810	41.811	36.000	167.4	2:19.621
2		2:05.967	47.724	42.159	36.084	176.7	4:25.588
3		2:04.618	47.469	42.006	35.143	176.1	6:30.206
4		2:05.287	47.428	42.402	35.457	176.1	8:35.493
5		2:05.090	47.698	42.217	35.175	177.3	10:40.583
6		2:04.406	47.240	41.757	35.409	175.6	12:44.989
7		2:09.742	47.159	42.509	40.074	175.8	14:54.731
8		2:18.628	53.522	48.091	37.015	144.3	17:13.359
9		2:58.955	52.800	1:14.654	51.501	136.7	20:12.314
10		2:05.155	48.571	41.792	34.792	176.4	22:17.469
11		2:04.562	47.986	41.631	34.945	176.1	24:22.031
12		2:04.317	47.447	41.589	35.281	176.4	26:26.348
13		2:05.051	47.426	41.841	35.784	174.7	28:31.399
14		2:04.311	47.507	41.759	35.045	175.3	30:35.710
15		2:04.229	47.391	41.644	35.194	177.3	32:39.939
16		2:04.779	47.411	41.686	35.682	176.1	34:44.718
17		2:04.838	47.716	41.581	35.541	174.4	36:49.556
18		2:04.985	47.704	41.855	35.426	175.3	38:54.541
19		2:06.923	49.063	41.954	35.906	176.1	41:01.464
20		2:05.037	47.499	42.192	35.346	173.6	43:06.501
21		2:05.264	47.408	41.598	36.258	176.7	45:11.765
22		2:05.521	47.927	41.869	35.725	173.9	47:17.286
23		2:05.471	47.966	42.689	34.816	176.4	49:22.757
24		2:06.273	48.371	42.074	35.828	177.3	51:29.030
25		2:04.630	47.534	42.058	35.038	177.0	53:33.660
26		2:05.240	47.544	41.827	35.869	170.3	55:38.900
27		2:04.727	47.726	41.609	35.392	176.4	57:43.627
28		2:07.874	48.823	41.976	37.075	176.7	59:51.501
29		2:05.305	47.634	42.190	35.481	176.4	1:01:56.806
30		2:05.495	47.861	42.130	35.504	176.1	1:04:02.301
31		2:05.222	48.339	41.874	35.009	170.8	1:06:07.523
32		2:05.315	48.458	41.618	35.239	174.7	1:08:12.838
33		2:05.452	47.913	42.150	35.389	175.8	1:10:18.290
34		2:05.485	47.764	42.138	35.583	176.7	1:12:23.775
35		2:04.699	47.442	41.912	35.345	175.0	1:14:28.474
36		2:05.758	48.061	42.343	35.354	176.7	1:16:34.232
37		2:05.401	47.548	41.893	35.960	176.7	1:18:39.633
38		2:05.972	47.583	42.467	35.922	176.4	1:20:45.605
39		2:05.969	48.349	42.328	35.292	175.0	1:22:51.574
40		2:07.920	47.816	44.618	35.486	176.4	1:24:59.494
41		2:04.442	47.625	41.627	35.190	175.6	1:27:03.936
42		2:04.888	47.529	41.912	35.447	176.7	1:29:08.824
43		2:05.206	47.502	42.467	35.237	175.6	1:31:14.030
44		2:03.514	47.148	41.646	34.720	177.3	1:33:17.544
45		2:09.408	51.426	42.456	35.526	176.1	1:35:26.952
46		2:05.502	47.227	43.285	34.990	177.3	1:37:32.454
47		2:05.673	47.753	42.147	35.773	174.1	1:39:38.127
48		2:10.737	53.197	41.743	35.797	175.6	1:41:48.864
49		2:05.205	47.759	42.017	35.429	175.3	1:43:54.069
50		2:05.623	47.384	42.804	35.435	176.4	1:45:59.692
51		2:05.742	47.433	42.297	36.012	167.4	1:48:05.434
52		2:04.141	47.521	41.505	35.115	171.7	1:50:09.575
53		2:05.606	48.635	41.708	35.263	176.4	1:52:15.181

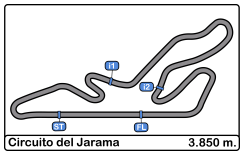

Circuito del Jarama
VI UV Endurance RACE Jarama
Carrera 8 horas resistencia
Lap Analysis

29 ALPHA RACING BMW Compact
2 ALPHA RACING

Vta.	D	Tiempo	Sector 1	Sector 2	Sector 3	V. Max.	Elapsed
54		2:04.194	47.767	41.466	34.961	174.4	1:54:19.375
55		2:05.086	48.090	41.818	35.178	174.7	1:56:24.461
56		2:08.498	47.675	44.141	36.682	176.4	1:58:32.959
57		2:05.635	47.704	42.903	35.028	175.6	2:00:38.594
58		2:04.731	47.412	41.631	35.688	173.9	2:02:43.325
59		2:04.984	47.983	41.552	35.449	175.6	2:04:48.309
60		2:06.053	47.308	41.624	37.121	175.3	2:06:54.362
61		8:31.509	P 47.570	42.614	7:01.325	175.3	2:15:25.871
62		6:26.985	5:07.351	43.427	36.207	85.1	2:21:52.856
63		2:07.488	48.822	43.313	35.353	175.8	2:24:00.344
64		2:06.342	48.249	42.125	35.968	174.1	2:26:06.686
65		2:05.368	48.384	42.194	34.790	173.3	2:28:12.054
66		2:05.046	47.888	41.830	35.328	171.9	2:30:17.100
67		2:04.520	47.998	41.866	34.656	175.8	2:32:21.620
68		2:04.171	47.776	41.499	34.896	171.1	2:34:25.791
69		2:04.422	48.084	41.385	34.953	171.7	2:36:30.213
70		2:04.527	47.714	41.935	34.878	173.9	2:38:34.740
71		2:09.280	48.146	42.726	38.408	172.2	2:40:44.020
72		2:04.310	47.735	41.690	34.885	173.0	2:42:48.330
73		2:05.062	47.743	42.204	35.115	170.0	2:44:53.392
74		2:05.268	48.182	41.688	35.398	174.4	2:46:58.660
75		2:04.988	47.400	42.631	34.957	175.8	2:49:03.648
76		2:04.338	47.891	41.364	35.083	170.8	2:51:07.986
77		2:03.713	47.483	41.557	34.673	175.3	2:53:11.699
78		2:03.793	47.807	41.313	34.673	175.8	2:55:15.492
79		2:06.580	48.948	42.023	35.609	173.9	2:57:22.072
80		2:05.054	47.968	42.595	34.491	172.2	2:59:27.126
81		2:04.294	47.598	41.502	35.194	173.6	3:01:31.420
82		2:06.240	47.694	43.131	35.415	175.6	3:03:37.660
83		2:07.523	47.574	44.262	35.687	175.6	3:05:45.183
84		2:03.087	47.192	41.591	34.304	176.7	3:07:48.270
85		2:03.629	47.984	41.322	34.323	171.9	3:09:51.899
86		2:05.303	47.353	42.957	34.993	175.0	3:11:57.202
87		2:03.493	47.371	41.621	34.501	174.7	3:14:00.695
88		2:03.907	47.728	41.568	34.611	176.1	3:16:04.602
89		2:04.207	47.603	42.100	34.504	171.7	3:18:08.809
90		2:03.362	47.504	41.337	34.521	173.9	3:20:12.171
91		2:03.092	47.278	41.418	34.396	174.4	3:22:15.263
92		2:02.903	47.433	40.963	34.507	174.7	3:24:18.166
93		2:05.760	47.549	42.694	35.517	175.3	3:26:23.926
94		2:03.695	47.496	41.676	34.523	170.3	3:28:27.621
95		2:03.280	47.321	41.485	34.474	176.1	3:30:30.901
96		2:03.118	47.622	41.055	34.441	171.1	3:32:34.019
97		2:06.488	47.402	43.443	35.643	174.4	3:34:40.507
98		2:03.678	47.498	41.529	34.651	176.1	3:36:44.185
99		2:03.856	47.541	41.535	34.780	174.1	3:38:48.041
100		2:04.960	48.064	41.841	35.055	172.8	3:40:53.001
101		2:07.262	48.095	42.754	36.413	168.4	3:43:00.263
102		2:07.026	47.963	43.237	35.826	171.9	3:45:07.289
103		2:06.288	49.077	41.905	35.306	169.5	3:47:13.577
104		2:04.622	47.803	41.804	35.015	172.5	3:49:18.199
105		2:05.428	48.461	41.881	35.086	171.7	3:51:23.627
106		2:04.521	48.118	41.747	34.656	171.9	3:53:28.148

29 ALPHA RACING BMW Compact
2 ALPHA RACING

Vta.	D	Tiempo	Sector 1	Sector 2	Sector 3	V. Max.	Elapsed
107		2:05.739	48.342	42.231	35.166	173.0	3:55:33.887
108		2:05.555	48.021	41.865	35.669	173.3	3:57:39.442
109		2:06.764	48.659	43.252	34.853	173.6	3:59:46.206
110		2:06.148	48.123	41.781	36.244	174.1	4:01:52.354
111		2:05.644	48.150	42.003	35.491	174.4	4:03:57.998
112		2:06.291	48.892	42.352	35.047	175.0	4:06:04.289
113		2:04.886	48.060	41.682	35.144	173.0	4:08:09.175
114		2:05.888	48.665	42.160	35.063	171.7	4:10:15.063
115		2:06.733	48.057	43.695	34.981	174.1	4:12:21.796
116		2:06.512	48.314	42.885	35.313	173.0	4:14:28.308
117		2:06.739	48.799	42.907	35.033	173.0	4:16:35.047
118		4:37.083	P 48.870	43.112	3:05.101	171.7	4:21:12.130
119		8:31.163	7:12.637	42.687	35.839	87.9	4:29:43.293
120		2:07.703	47.932	42.593	37.178	173.9	4:31:50.996
121		2:06.653	48.476	42.625	35.552	175.3	4:33:57.649
122		2:06.308	48.450	42.246	35.612	174.1	4:36:03.957
123		2:05.657	48.035	42.083	35.539	174.7	4:38:09.614
124		2:23.972	P 52.943	45.327	45.702	143.0	4:40:33.586
125		5:56.028	4:38.859	41.968	35.201	92.3	4:46:29.614
126		2:04.676	47.510	41.636	35.530	177.0	4:48:34.290
127		2:05.483	48.228	42.064	35.191	173.0	4:50:39.773
128		2:05.745	48.150	42.460	35.135	176.1	4:52:45.518
129		2:05.479	47.770	42.028	35.681	174.7	4:54:50.997
130		2:04.953	47.698	41.984	35.271	173.9	4:56:55.950
131		2:05.966	47.927	42.877	35.162	175.0	4:59:01.916
132		2:04.837	48.080	41.891	34.866	176.1	5:01:06.753
133		2:04.951	47.872	41.949	35.130	175.6	5:03:11.704
134		2:05.699	48.236	41.814	35.649	176.1	5:05:17.403
135		2:04.406	47.851	41.694	34.861	176.7	5:07:21.809
136		2:05.671	47.773	42.560	35.338	176.7	5:09:27.480
137		2:11.398	51.608	43.378	36.412	176.1	5:11:38.878
138		2:06.078	47.794	42.159	36.125	174.7	5:13:44.956
139		2:05.089	47.898	42.088	35.103	174.4	5:15:50.045
140		2:06.036	48.554	42.051	35.431	172.8	5:17:56.081
141		2:04.897	48.044	41.517	35.336	175.6	5:20:00.978
142		2:04.194	47.573	41.468	35.153	176.1	5:22:05.172
143		2:13.389	56.205	42.030	35.154	175.3	5:24:18.561
144		2:06.217	47.594	43.393	35.230	175.8	5:26:24.778
145		2:04.959	47.826	41.982	35.151	175.0	5:28:29.737
146		2:05.387	48.272	41.795	35.320	176.1	5:30:35.124
147		2:05.104	48.078	41.903	35.123	173.3	5:32:40.228
148		2:04.598	47.783	41.792	35.023	171.9	5:34:44.826
149		2:04.535	47.492	41.529	35.514	174.7	5:36:49.361
150		2:06.398	49.126	42.171	35.101	176.7	5:38:55.759
151		2:05.824	48.248	42.221	35.355	175.8	5:41:01.583
152		2:05.236	47.822	42.043	35.371	175.8	5:43:06.819
153		2:05.424	47.907	42.685	34.832	175.3	5:45:12.243
154		2:04.232	47.632	41.702	34.898	175.6	5:47:16.475
155		2:05.082	48.481	42.023	34.578	168.2	5:49:21.557
156		2:04.652	48.065	41.638	34.949	175.8	5:51:26.209
157		2:05.099	47.759	41.864	35.476	174.4	5:53:31.308
158		2:04.727	47.937	41.992	34.798	175.0	5:55:36.035
159		2:04.100	47.515	41.615	34.970	175.3	5:57:40.135

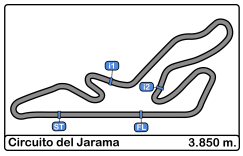

Circuito del Jarama
VI UV Endurance RACE Jarama
Carrera 8 horas resistencia
Lap Analysis

29 ALPHA RACING — BMW Compact

2 — ALPHA RACING

Vta.	D	Tiempo	Sector 1	Sector 2	Sector 3	V. Max.	Elapsed
160		2:03.915	47.458	41.539	34.918	174.7	5:59:44.050
161		2:04.513	47.587	41.901	35.025	173.9	6:01:48.563
162		2:04.435	47.832	41.765	34.838	176.4	6:03:52.998
163		2:03.979	47.285	41.602	35.092	175.3	6:05:56.977
164		2:05.343	47.448	42.924	34.971	171.9	6:08:02.320
165		2:04.401	47.602	41.916	34.883	177.0	6:10:06.721
166		2:03.709	47.458	41.403	34.848	175.0	6:12:10.430
167		2:04.379	47.149	42.070	35.160	173.6	6:14:14.809
168		2:13.164	P 48.171	42.288	42.705	170.3	6:16:27.973
169		10:22.427	P 4:26.446	1:09.915	4:46.066	92.2	6:26:50.400
170		8:30.299	7:11.992	42.931	35.376	87.6	6:35:20.699
171		2:04.432	47.843	41.944	34.645	175.6	6:37:25.131
172		2:03.462	46.963	42.036	34.463	175.6	6:39:28.593
173		2:04.295	46.749	42.250	35.296	176.4	6:41:32.888
174		2:03.779	47.203	42.080	34.496	175.0	6:43:36.667
175		2:05.200	47.245	41.856	36.099	173.0	6:45:41.867
176		2:06.925	48.092	43.643	35.190	169.0	6:47:48.792
177		2:05.114	46.893	43.741	34.480	175.6	6:49:53.906
178		2:05.865	47.230	43.543	35.092	175.3	6:51:59.771
179		2:06.875	47.352	42.746	36.777	175.6	6:54:06.646
180		2:06.045	49.100	42.083	34.862	155.3	6:56:12.691
181		2:04.661	47.835	42.061	34.765	175.0	6:58:17.352
182		2:05.125	47.902	42.141	35.082	175.6	7:00:22.477
183		2:04.388	47.268	41.543	35.577	176.7	7:02:26.865
184		2:07.056	49.024		2:42.633	169.5	7:04:33.921
185		2:07.079	47.769	43.992	35.318	176.1	7:06:41.000
186		2:04.873	47.090	43.127	34.656	176.1	7:08:45.873
187		2:06.251	48.059	43.754	34.438	176.1	7:10:52.124
188		2:05.121	48.705	42.066	34.350	175.0	7:12:57.245
189		2:03.657	47.342	41.891	34.424	176.4	7:15:00.902
190		2:03.593	47.165	42.015	34.413	175.8	7:17:04.495
191		2:04.220	47.665	42.138	34.417	173.0	7:19:08.715
192		2:04.235	47.332	42.522	34.381	175.0	7:21:12.950
193		2:03.784	47.524	41.914	34.346	173.6	7:23:16.734
194		2:03.499	47.311		2:37.845	173.0	7:25:20.233
195		2:05.939	47.359	43.404	35.176	175.6	7:27:26.172
196		2:03.993	47.683		2:39.169	171.4	7:29:30.165
197		2:05.705	47.799	43.207	34.699	173.9	7:31:35.870
198		2:05.469	48.748		2:40.168	172.5	7:33:41.339
199		2:04.483	47.638	42.208	34.637	170.3	7:35:45.822
200		2:05.194	48.421	42.340	34.433	173.9	7:37:51.016
201		2:05.158	47.700	42.715	34.743	175.3	7:39:56.174
202		2:07.337	47.813	42.614	36.910	175.3	7:42:03.511
203		2:08.887	49.868	44.013	35.006	170.8	7:44:12.398
204		2:04.513	47.966	42.034	34.513	168.7	7:46:16.911
205		2:04.670	47.741		2:39.183	171.7	7:48:21.581
206		2:04.657	47.616		4:43.840	174.7	7:50:26.238
207		2:05.229	47.484	42.315	35.430	175.6	7:52:31.467
208		2:04.508	47.386	42.140	34.982	172.5	7:54:35.975
209		2:05.407	48.604	42.042	34.761	172.2	7:56:41.382
210		2:04.864	47.736		2:39.625	174.4	7:58:46.246
211		2:03.833	47.595	41.515	34.723	170.3	8:00:50.079
212		2:06.145	47.370	43.916	34.859	171.7	8:02:56.224

30 PLIPETTI'S RACING TEAM — VW Golf GTI

2 — PLIPETTI'S RACING TEAM

Vta.	D	Tiempo	Sector 1	Sector 2	Sector 3	V. Max.	Elapsed
1		2:25.795	1:06.123	43.662	36.010	167.4	2:25.795
2		2:08.397	49.352	43.213	35.832	177.9	4:34.192
3		2:09.292	50.046	43.348	35.898	177.9	6:43.484
4		2:09.192	49.687	43.432	36.073	177.3	8:52.676
5		2:09.109	49.515	43.583	36.011	180.0	11:01.785
6		2:08.022	49.003	42.894	36.125	178.2	13:09.807
7		2:25.244	48.963	48.615	47.666	179.7	15:35.051
8		3:12.956	1:16.858	1:07.585	48.513	90.9	18:48.007
9		2:29.427	1:05.420	47.778	36.229	91.7	21:17.434
10		2:08.711	49.390	43.380	35.941	170.0	23:26.145
11		2:08.344	48.928	43.379	36.037	172.2	25:34.489
12		2:09.622	50.053	43.515	36.054	172.2	27:44.111
13		2:10.633	50.593	44.126	35.914	172.2	29:54.744
14		2:08.810	49.926	43.105	35.779	173.0	32:03.554
15		2:08.377	49.255	43.438	35.684	175.8	34:11.931
16		2:10.384	50.425	43.759	36.200	173.9	36:22.315
17		2:09.189	49.546	43.841	35.802	174.7	38:31.504
18		2:09.060	49.356	43.717	35.987	175.6	40:40.564
19		2:10.923	49.668	44.195	37.060	175.6	42:51.487
20		2:10.144	49.772	43.167	37.205	178.5	45:01.631
21		2:08.398	48.972	43.466	35.960	175.8	47:10.029
22		2:09.054	49.847	43.465	35.742	177.6	49:19.083
23		2:10.777	49.751	43.891	37.135	177.6	51:29.860
24		2:08.587	49.246	43.366	35.975	178.5	53:38.447
25		2:09.499	49.278	43.435	36.786	176.4	55:47.946
26		2:09.632	49.886	43.422	36.324	175.8	57:57.578
27		2:09.599	49.520	43.509	36.570	174.1	1:00:07.177
28		2:08.970	49.396	43.581	35.993	173.0	1:02:16.147
29		2:08.381	49.187	43.262	35.932	174.4	1:04:24.528
30		2:08.748	49.711	43.042	35.995	175.6	1:06:33.276
31		2:10.615	50.220	43.515	36.880	168.2	1:08:43.891
32		2:09.943	50.019	43.531	36.393	164.8	1:10:53.834
33		2:08.888	49.557	43.509	35.822	176.7	1:13:02.722
34		2:08.491	49.281	43.352	35.858	180.3	1:15:11.213
35		2:09.866	49.246	44.405	36.215	177.3	1:17:21.079
36		2:07.765	48.911	42.942	35.912	176.4	1:19:28.844
37		2:09.515	49.300	43.954	36.261	176.1	1:21:38.359
38		2:09.675	49.840	43.017	36.818	175.6	1:23:48.034
39		2:08.659	49.107	43.478	36.074	174.7	1:25:56.693
40		2:09.699	49.720	43.457	36.522	175.8	1:28:06.392
41		2:10.275	49.681	43.522	37.072	176.1	1:30:16.667
42		2:10.377	50.086	43.568	36.723	174.4	1:32:27.044
43		2:10.985	50.292	43.714	36.979	173.3	1:34:38.029
44		2:10.919	49.883	44.287	36.749	173.3	1:36:48.948
45		2:11.348	50.284	44.232	36.832	173.3	1:39:00.296
46		2:11.087	49.938	44.460	36.689	170.3	1:41:11.383
47		2:11.935	50.105	44.782	37.048	169.8	1:43:23.318
48		2:11.140	50.572	43.563	37.005	169.0	1:45:34.458
49		2:10.613	49.898	44.115	36.600	169.2	1:47:45.071
50		2:11.276	50.777	43.537	36.962	169.0	1:49:56.347
51		2:11.982	50.338	44.998	36.646	169.2	1:52:08.329
52		2:11.072	50.270	44.096	36.706	171.4	1:54:19.401
53		2:11.481	50.105	44.484	36.892	170.8	1:56:30.882

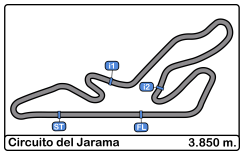

Circuito del Jarama
VI UV Endurance RACE Jarama
Carrera 8 horas resistencia
Lap Analysis

30 PLIPETTI'S RACING TEAM VW Golf GTI
2 PLIPETTI'S RACING TEAM

Vta.	D	Tiempo	Sector 1	Sector 2	Sector 3	V. Max.	Elapsed
54		2:10.906	50.140	44.204	36.562	170.3	1:58:41.788
55		2:12.792	50.815	44.856	37.121	167.4	2:00:54.580
56		2:11.284	50.281	44.329	36.674	169.5	2:03:05.864
57		2:12.376	50.687	44.817	36.872	174.4	2:05:18.240
58		2:12.389	50.739	44.986	36.664	165.8	2:07:30.629
59		2:11.275	50.189	44.371	36.715	169.8	2:09:41.904
60		2:13.340	52.107	44.436	36.797	171.1	2:11:55.244
61		2:14.090	50.944	45.498	37.648	170.6	2:14:09.334
62		2:13.145	50.466	45.512	37.167	167.1	2:16:22.479
63		2:10.167	50.390	43.625	36.152	170.8	2:18:32.646
64		2:11.434	50.557	44.016	36.861	171.9	2:20:44.080
65		2:10.378	50.141	43.801	36.436	170.3	2:22:54.458
66		2:11.019	50.616	43.450	36.953	171.1	2:25:05.477
67		2:11.173	50.534	43.656	36.983	167.9	2:27:16.650
68		2:11.779	50.837	44.195	36.747	167.7	2:29:28.429
69		2:09.710	49.940	43.642	36.128	171.9	2:31:38.139
70		2:11.131	50.077	44.567	36.487	171.4	2:33:49.270
71		2:10.807	50.122	43.436	37.249	171.1	2:36:00.077
72		2:10.428	50.120	43.905	36.403	170.3	2:38:10.505
73		2:10.121	50.149	43.589	36.383	167.9	2:40:20.626
74		2:10.714	50.085	44.079	36.550	165.3	2:42:31.340
75		7:12.124	50.322	57.153	5:24.649	170.6	2:49:43.464
76		7:26.144	6:02.233	46.317	37.594	67.1	2:57:09.608
77		2:13.944	52.230	45.242	36.472	152.1	2:59:23.552
78		2:12.792	50.116	45.945	36.731	170.0	3:01:36.344
79		2:11.574	50.168	44.739	36.667	172.2	3:03:47.918
80		2:15.016	49.990	47.241	37.785	168.4	3:06:02.934
81		2:11.303	49.752	44.375	37.176	171.4	3:08:14.237
82		2:12.884	49.734	45.349	37.801	168.7	3:10:27.121
83		2:10.295	49.369	44.572	36.354	171.4	3:12:37.416
84		2:11.164	49.533	44.962	36.669	173.3	3:14:48.580
85		2:11.500	49.378	45.465	36.657	173.3	3:17:00.080
86		2:10.831	50.066	44.430	36.335	171.4	3:19:10.911
87		2:10.543	49.591	44.921	36.031	173.3	3:21:21.454
88		2:13.103	52.807	44.486	35.810	167.4	3:23:34.557
89		2:10.231	49.351	44.709	36.171	172.2	3:25:44.788
90		2:08.556	49.094	43.800	35.662	173.3	3:27:53.344
91		2:09.171	49.109	44.208	35.854	173.6	3:30:02.515
92		2:09.235	49.128	44.022	36.085	172.5	3:32:11.750
93		2:09.145	49.234	43.682	36.229	171.4	3:34:20.895
94		2:09.059	49.491	43.761	35.807	170.0	3:36:29.954
95		2:08.573	49.245	43.725	35.603	173.3	3:38:38.527
96		2:07.953	48.922	43.457	35.574	175.6	3:40:46.480
97		2:10.089	49.308	44.767	36.014	166.4	3:42:56.569
98		2:09.308	49.262	43.731	36.315	170.0	3:45:05.877
99		2:10.880	51.372	43.937	35.571	162.1	3:47:16.757
100		2:07.877	49.265	43.328	35.284	164.3	3:49:24.634
101		2:07.463	48.509	43.115	35.839	176.1	3:51:32.097
102		2:09.699	48.924	44.412	36.363	174.1	3:53:41.796
103		2:08.381	49.212	43.399	35.770	173.9	3:55:50.177
104		2:09.878	49.222	43.670	36.986	172.2	3:58:00.055
105		2:12.863	52.153	44.685	36.025	147.9	4:00:12.918
106		2:10.749	49.630	44.482	36.637	167.1	4:02:23.667

30 PLIPETTI'S RACING TEAM VW Golf GTI
2 PLIPETTI'S RACING TEAM

Vta.	D	Tiempo	Sector 1	Sector 2	Sector 3	V. Max.	Elapsed
107		2:10.289	49.577	44.389	36.323	171.7	4:04:33.956
108		2:09.447	49.903	43.531	36.013	175.6	4:06:43.403
109		2:09.104	49.137	44.008	35.959	168.4	4:08:52.507
110		2:08.542	49.302	43.710	35.530	171.9	4:11:01.049
111		2:08.908	49.019	43.956	35.933	175.6	4:13:09.957
112		2:08.860	49.019	43.550	36.291	173.3	4:15:18.817
113		2:10.526	50.248	44.213	36.065	166.1	4:17:29.343
114		2:09.995	49.588	44.451	35.956	174.7	4:19:39.338
115		2:09.988	49.440	44.501	36.047	166.9	4:21:49.326
116		2:10.428	48.956	44.692	36.780	172.5	4:23:59.754
117		2:16.968	52.549	46.808	37.611	160.9	4:26:16.722
118		2:16.390	52.159	46.301	37.930	143.6	4:28:33.112
119		2:16.280	52.902	46.850	36.528	133.1	4:30:49.392
120		2:10.929	50.368	43.932	36.629	157.2	4:33:00.321
121		2:10.261	50.107	44.046	36.108	156.7	4:35:10.582
122		2:11.621	49.576	45.722	36.323	170.0	4:37:22.203
123		2:09.699	49.534	44.271	35.894	171.7	4:39:31.902
124		2:08.330	48.910	43.751	35.669	172.2	4:41:40.232
125		2:07.882	48.838	43.319	35.725	174.4	4:43:48.114
126		2:08.669	48.880	44.020	35.769	170.6	4:45:56.783
127		2:09.901	49.400	43.960	36.541	168.2	4:48:06.684
128		2:09.873	50.047	43.611	36.215	168.2	4:50:16.557
129		2:10.476	49.494	45.187	35.795	166.1	4:52:27.033
130		2:09.886	49.909	43.785	36.192	163.6	4:54:36.919
131		2:08.787	49.135	43.645	36.007	168.4	4:56:45.706
132		2:15.403	52.319	45.885	37.199	158.8	4:59:01.109
133		2:12.932	50.244	45.136	37.552	163.3	5:01:14.041
134		2:17.563	53.596	46.957	37.010	141.9	5:03:31.604
135		2:13.432	50.986	45.214	37.232	157.4	5:05:45.036
136		2:12.335	51.428	43.995	36.912	153.1	5:07:57.371
137		5:45.056	51.435	45.367	4:08.254	152.9	5:13:42.427
138		8:21.924	6:59.675	45.903	36.346	73.7	5:22:04.351
139		2:16.462	53.395	45.240	37.827	152.5	5:24:20.813
140		2:12.227	50.576	44.876	36.775	169.8	5:26:33.040
141		2:11.951	49.840	45.432	36.679	174.4	5:28:44.991
142		2:12.121	50.029	45.003	37.089	173.6	5:30:57.112
143		2:11.715	50.075	44.873	36.767	171.7	5:33:08.827
144		2:08.811	49.202	43.613	35.996	177.3	5:35:17.638
145		2:12.946	52.123	43.862	36.961	174.7	5:37:30.584
146		2:09.959	49.958	44.031	35.970	169.2	5:39:40.543
147		2:10.058	49.959	44.176	35.923	171.7	5:41:50.601
148		2:09.158	49.602	43.886	35.670	176.4	5:43:59.759
149		2:10.396	49.632	44.415	36.349	171.1	5:46:10.155
150		2:10.240	49.609	44.750	35.881	172.8	5:48:20.395
151		2:10.594	50.272	44.200	36.122	168.7	5:50:30.989
152		2:09.978	49.917	44.060	36.001	167.4	5:52:40.967
153		2:10.668	49.844	44.176	36.648	168.4	5:54:51.635
154		2:10.028	49.658	44.255	36.115	174.1	5:57:01.663
155		2:09.940	49.722	44.111	36.107	161.9	5:59:11.603
156		2:10.203	49.758	43.764	36.681	169.5	6:01:21.806
157		2:10.005	49.921	44.238	35.846	173.9	6:03:31.811
158		2:10.441	49.910	44.550	35.981	173.3	6:05:42.252
159		2:12.762	53.097		2:48.743	169.5	6:07:55.014

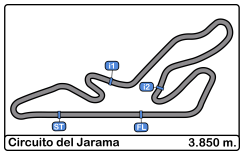

Circuito del Jarama
VI UV Endurance RACE Jarama
Carrera 8 horas resistencia
Lap Analysis

30 PLIPETTI'S RACING TEAM — VW Golf GTI

2 — PLIPETTI'S RACING TEAM

Vta.	D	Tiempo	Sector 1	Sector 2	Sector 3	V. Max.	Elapsed
160		2:11.500	50.180		5:00.243	175.3	6:10:06.514
161		2:12.145	50.621	44.353	37.171	161.9	6:12:18.659
162		2:10.125	50.279	43.730	36.116	167.9	6:14:28.784
163		2:11.508	51.198	44.231	36.079	173.9	6:16:40.292
164		2:11.509	50.045	44.570	36.894	172.8	6:18:51.801
165		2:12.361	50.282	45.166	36.913	176.1	6:21:04.162
166		2:45.049	56.919	1:00.198	47.932	162.8	6:23:49.211
167		3:15.004 P	1:08.212	1:06.526	1:00.266	101.4	6:27:04.215
168		7:19.890	5:58.701	44.609	36.580	86.0	6:34:24.105
169		2:12.223	50.560	45.507	36.156	170.8	6:36:36.328
170		2:10.126	50.153	44.135	35.838	166.4	6:38:46.454
171		2:11.218	49.917	45.097	36.204	168.7	6:40:57.672
172		2:10.720	49.923	44.241	36.556	170.0	6:43:08.392
173		2:09.176	48.820		2:45.732	175.8	6:45:17.568
174		2:12.094	50.195		4:57.826	166.4	6:47:29.662
175		2:10.872	49.579		7:08.698	177.9	6:49:40.534
176		2:11.177	50.552	44.433	36.192	175.0	6:51:51.711
177		2:13.046	50.239	45.433	37.374	167.4	6:54:04.757
178		2:12.442	50.959	45.185	36.298	156.7	6:56:17.199
179		2:10.018	49.290		2:46.316	176.7	6:58:27.217
180		2:12.341	50.771	45.107	36.463	164.8	7:00:39.558
181		2:13.634	50.989	45.871	36.774	173.9	7:02:53.192
182		2:14.667	51.805		2:51.441	167.4	7:05:07.859
183		2:16.368	50.935	47.592	37.841	165.3	7:07:24.227
184		2:15.883	50.937	46.180	38.766	164.6	7:09:40.110
185		2:15.781	52.098	46.069	37.614	154.2	7:11:55.891
186		2:15.491	51.447		2:53.105	159.2	7:14:11.382
187		2:13.587	51.076	45.349	37.162	164.8	7:16:24.969
188		2:13.210	51.080		2:50.372	162.1	7:18:38.179
189		2:12.027	50.636		5:02.399	167.7	7:20:50.206
190		2:12.284	50.201		7:14.683	174.1	7:23:02.490
191		2:13.694	50.882		9:28.377	164.8	7:25:16.184
192		2:13.521	51.244	45.397	36.880	159.0	7:27:29.705
193		2:14.335	50.300		2:51.215	171.4	7:29:44.040
194		2:14.256	51.278		5:05.471	159.7	7:31:58.296
195		2:11.660	50.311		7:17.131	168.2	7:34:09.956
196		2:11.871	50.051	44.736	37.084	166.4	7:36:21.827
197		2:14.187	52.462		2:51.271	166.1	7:38:36.014
198		2:13.504	50.166	45.777	37.561	165.8	7:40:49.518
199		2:14.122	51.041		2:51.683	167.4	7:43:03.640
200		2:13.405	51.195		5:05.088	166.9	7:45:17.045
201		2:11.270	49.744		7:16.358	167.7	7:47:28.315
202		2:17.576	51.531	47.198	38.847	160.2	7:49:45.891
203		2:10.229	50.133		2:49.076	170.8	7:51:56.120
204		2:09.651	49.607		4:58.727	169.2	7:54:05.771
205		2:11.701	49.564		7:10.428	163.3	7:56:17.472
206		2:08.030	49.491	43.092	35.447	170.6	7:58:25.502
207		2:07.763	48.643		2:43.210	178.8	8:00:33.265
208		2:08.431	49.384		4:51.641	173.3	8:02:41.696

31 EB RACING — BMW 325i E36

3 — EB RACING

Vta.	D	Tiempo	Sector 1	Sector 2	Sector 3	V. Max.	Elapsed
1		2:18.576	1:01.022	42.268	35.286	161.1	2:18.576
2		2:03.035	47.279	41.387	34.369	190.1	4:21.611
3		2:04.726	48.333	42.008	34.385	173.3	6:26.337
4		2:03.684	48.078	41.346	34.260	175.8	8:30.021
5		2:03.477	47.559	41.576	34.342	183.6	10:33.498
6		2:03.224	47.513	41.241	34.470	179.4	12:36.722
7		2:03.463	47.537	41.485	34.441	177.9	14:40.185
8		2:26.053	59.064	47.393	39.596	112.5	17:06.238
9		3:03.227	55.583	1:15.356	52.288	139.3	20:09.465
10		2:04.177	48.226	41.297	34.654	181.2	22:13.642
11		2:02.559	47.019	41.178	34.362	189.1	24:16.201
12		2:03.601	47.580	41.426	34.595	183.0	26:19.802
13		2:02.858	47.059	41.315	34.484	189.1	28:22.660
14		2:03.507	47.712	41.482	34.313	182.7	30:26.167
15		2:03.607	47.312	41.739	34.556	190.8	32:29.774
16		2:03.215	47.162	41.247	34.806	191.4	34:32.989
17		2:03.676	47.771	41.419	34.486	186.8	36:36.665
18		2:03.020	47.163	41.337	34.520	189.4	38:39.685
19		2:04.787	47.531	42.321	34.935	189.4	40:44.472
20		2:04.793	47.411	42.049	35.333	193.5	42:49.265
21		2:04.729	48.282	41.251	35.196	173.6	44:53.994
22		2:04.094	48.376	41.388	34.330	182.1	46:58.088
23		2:03.848	47.969	41.235	34.644	186.8	49:01.936
24		2:02.546	47.055	41.138	34.353	191.4	51:04.482
25		2:03.470	47.561	41.305	34.604	183.3	53:07.952
26		2:03.375	47.493	41.363	34.519	184.3	55:11.327
27		2:02.905	47.303	41.121	34.481	183.6	57:14.232
28		2:04.243	48.886	41.004	34.353	185.5	59:18.475
29		2:03.443	47.477	41.425	34.541	176.7	1:01:21.918
30		2:04.419	47.575	41.666	35.178	185.8	1:03:26.337
31		2:04.339	48.407	41.364	34.568	179.7	1:05:30.676
32		2:02.882	47.422	41.199	34.261	181.5	1:07:33.558
33		2:03.772	47.887	41.256	34.629	179.7	1:09:37.330
34		2:03.288	47.383	41.411	34.494	190.1	1:11:40.618
35		2:04.172	47.567	42.108	34.497	181.5	1:13:44.790
36		2:03.356	47.645	41.338	34.373	182.7	1:15:48.146
37		2:04.802	48.181	42.097	34.524	184.6	1:17:52.948
38		2:03.067	47.132	41.361	34.574	185.2	1:19:56.015
39		2:03.336	47.612	41.192	34.532	179.1	1:21:59.351
40		2:03.422	47.888	41.047	34.487	177.3	1:24:02.773
41		2:04.041	47.712	41.191	35.138	179.7	1:26:06.814
42		2:03.821	47.638	41.445	34.738	178.2	1:28:10.635
43		2:05.938	48.235	41.783	35.920	185.8	1:30:16.573
44		5:47.568 P	48.112	41.201	4:18.255	179.4	1:36:04.141
45		5:43.452	4:24.785	43.004	35.663	88.8	1:41:47.593
46		2:08.134	50.209	42.443	35.482	166.1	1:43:55.727
47		2:07.673	48.725	43.373	35.575	168.2	1:46:03.400
48		2:05.317	47.891	42.316	35.110	185.8	1:48:08.717
49		2:11.488	50.201	44.959	36.328	162.6	1:50:20.205
50		2:05.870	49.016	42.224	34.630	180.6	1:52:26.075
51		2:05.733	48.030	42.704	34.999	173.9	1:54:31.808
52		2:04.536	47.330	42.644	34.562	182.1	1:56:36.344
53		2:05.348	47.035	43.257	35.056	185.8	1:58:41.692

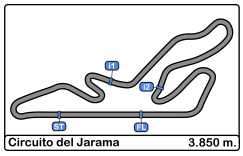

Circuito del Jarama
VI UV Endurance RACE Jarama
Carrera 8 horas resistencia
Lap Analysis

31 EB RACING BMW 325i E36
3 EB RACING

Vta.	D	Tiempo	Sector 1	Sector 2	Sector 3	V. Max.	Elapsed
54		2:05.024	47.860	42.162	35.002	177.6	2:00:46.716
55		2:05.410	48.275	42.598	34.537	171.1	2:02:52.126
56		2:04.064	47.668	41.723	34.673	175.3	2:04:56.190
57		2:03.845	47.651	41.649	34.545	171.4	2:07:00.035
58		2:03.901	47.729	41.418	34.754	167.1	2:09:03.936
59		2:05.103	47.805	41.974	35.324	181.8	2:11:09.039
60		2:08.188	51.116	42.571	34.501	171.9	2:13:17.227
61		2:04.919	48.123	42.037	34.759	183.9	2:15:22.146
62		2:05.153	47.996	42.101	35.056	176.1	2:17:27.299
63		2:05.228	48.434	41.860	34.934	178.2	2:19:32.527
64		2:05.373	47.760	42.642	34.971	185.2	2:21:37.900
65		2:04.435	47.561	41.918	34.956	177.6	2:23:42.335
66		2:04.605	48.239	41.713	34.653	177.9	2:25:46.940
67		2:03.305	47.256	41.453	34.596	185.5	2:27:50.245
68		2:04.359	48.045	41.788	34.526	182.7	2:29:54.604
69		2:05.584	49.064	41.678	34.842	185.8	2:32:00.188
70		2:03.656	47.553	41.576	34.527	189.4	2:34:03.844
71		2:05.515	47.488	42.955	35.072	192.5	2:36:09.359
72		2:04.341	47.694	41.960	34.687	174.4	2:38:13.700
73		2:04.219	47.756	42.139	34.324	189.1	2:40:17.919
74		2:06.572	47.771	42.567	36.234	180.9	2:42:24.491
75		2:05.650	47.609	42.796	35.245	178.2	2:44:30.141
76		2:07.157	47.623	41.522	38.012	178.2	2:46:37.298
77		2:04.715	48.272	41.566	34.877	179.4	2:48:42.013
78		2:05.042	47.674	41.929	35.439	176.4	2:50:47.055
79		2:04.761	47.771	42.332	34.658	186.8	2:52:51.816
80		2:04.802	48.436	41.586	34.780	181.8	2:54:56.618
81		2:06.448	49.028	42.596	34.824	169.2	2:57:03.066
82		2:03.865	48.044	41.443	34.378	181.2	2:59:06.931
83		2:03.399	47.463	41.495	34.441	176.4	3:01:10.330
84		2:03.486	47.703	41.235	34.548	187.1	3:03:13.816
85		2:08.730	48.142	45.682	34.906	181.5	3:05:22.546
86		2:05.282	47.776	41.430	36.076	179.1	3:07:27.828
87		2:03.365	47.309	41.713	34.343	191.4	3:09:31.193
88		2:03.648	47.534	41.661	34.453	183.9	3:11:34.841
89		2:03.891	47.064	41.880	34.947	186.5	3:13:38.732
90		2:03.702	47.604	41.488	34.610	182.4	3:15:42.434
91		2:02.836	47.116	41.277	34.443	179.7	3:17:45.270
92		2:02.906	47.008	41.205	34.693	185.8	3:19:48.176
93		2:04.301	48.132	41.347	34.822	166.9	3:21:52.477
94		6:26.362	47.881	41.543	4:56.938	179.1	3:28:18.839
95		4:54.408	3:36.559	42.861	34.988	89.7	3:33:13.247
96		2:05.607	48.974	42.165	34.468	172.2	3:35:18.854
97		2:04.045	47.231	42.187	34.627	172.5	3:37:22.899
98		2:03.605	47.468	41.857	34.280	171.4	3:39:26.504
99		2:03.625	47.333	41.859	34.433	173.3	3:41:30.129
100		2:03.519	47.418	41.397	34.704	180.6	3:43:33.648
101		2:03.202	47.281	41.490	34.431	170.0	3:45:36.850
102		2:03.986	47.385	41.600	35.001	175.0	3:47:40.836
103		2:03.356	47.771	41.302	34.283	174.4	3:49:44.192
104		2:04.881	48.649	41.797	34.435	169.8	3:51:49.073
105		2:03.623	47.651	41.357	34.615	174.7	3:53:52.696
106		2:03.104	47.977	40.939	34.188	166.6	3:55:55.800

31 EB RACING BMW 325i E36
3 EB RACING

Vta.	D	Tiempo	Sector 1	Sector 2	Sector 3	V. Max.	Elapsed
107		2:02.504	46.836	41.143	34.525	187.8	3:57:58.304
108		2:02.614	47.652	40.971	33.991	171.9	4:00:00.918
109		2:02.903	47.517	41.249	34.137	179.7	4:02:03.821
110		2:03.366	47.782	41.474	34.110	170.8	4:04:07.187
111		2:02.758	47.238	41.155	34.365	168.7	4:06:09.945
112		2:02.679	47.312	40.941	34.426	174.7	4:08:12.624
113		2:04.030	47.735	42.088	34.207	175.6	4:10:16.654
114		2:04.024	47.290	41.522	35.212	177.3	4:12:20.678
115		2:04.016	47.889	41.315	34.812	174.7	4:14:24.694
116		2:04.653	47.717	42.585	34.351	169.8	4:16:29.347
117		2:03.766	47.639	41.514	34.613	176.7	4:18:33.113
118		2:04.285	47.693	41.864	34.728	165.1	4:20:37.398
119		2:04.289	47.979	41.659	34.651	164.8	4:22:41.687
120		2:04.156	47.682	41.708	34.766	167.1	4:24:45.843
121		2:04.232	47.792	41.757	34.683	175.3	4:26:50.075
122		2:03.512	47.534	41.311	34.667	173.3	4:28:53.587
123		2:03.765	48.584	41.108	34.073	171.1	4:30:57.352
124		2:03.504	47.351	41.460	34.693	183.6	4:33:00.856
125		2:03.140	47.447	41.216	34.477	171.4	4:35:03.996
126		2:03.746	47.404	41.842	34.500	174.4	4:37:07.742
127		2:02.484	47.050	41.084	34.350	178.8	4:39:10.226
128		2:02.644	46.788	41.348	34.508	182.1	4:41:12.870
129		2:03.095	47.303	41.427	34.365	175.8	4:43:15.965
130		2:03.994	47.139	41.651	35.204	177.9	4:45:19.959
131		2:02.840	47.215	41.011	34.614	185.5	4:47:22.799
132		2:03.587	47.517	41.760	34.310	168.2	4:49:26.386
133		2:04.225	47.733	41.766	34.726	171.7	4:51:30.611
134		2:04.304	48.017	41.744	34.543	170.6	4:53:34.915
135		6:30.330	47.873	42.110	5:00.347	166.9	5:00:05.245
136		5:20.075	4:01.868	42.661	35.546	93.5	5:05:25.320
137		2:04.860	48.045	41.923	34.892	181.5	5:07:30.180
138		2:05.845	48.329	42.238	35.278	180.0	5:09:36.025
139		2:06.412	48.253	42.834	35.325	174.1	5:11:42.437
140		2:04.674	48.027	41.753	34.894	188.1	5:13:47.111
141		2:04.677	48.208	41.827	34.642	183.9	5:15:51.788
142		2:06.861	48.883	42.727	35.251	178.5	5:17:58.649
143		2:03.638	47.410	41.436	34.792	178.5	5:20:02.287
144		2:03.256	47.347	41.405	34.504	185.2	5:22:05.543
145		2:03.974	47.898	41.643	34.433	176.1	5:24:09.517
146		2:03.593	47.760	41.370	34.463	176.4	5:26:13.110
147		2:03.466	47.763	41.355	34.348	178.8	5:28:16.576
148		2:04.793	47.588	42.581	34.624	180.9	5:30:21.369
149		2:03.761	47.834	41.674	34.253	179.1	5:32:25.130
150		2:04.688	48.822	41.390	34.476	170.3	5:34:29.818
151		2:03.277	47.515	41.422	34.340	177.9	5:36:33.095
152		2:04.274	47.969	41.292	35.013	180.9	5:38:37.369
153		2:04.282	47.897	41.870	34.515	173.6	5:40:41.651
154		2:04.873	47.974	41.504	35.395	175.8	5:42:46.524
155		2:04.321	47.888	41.693	34.740	176.1	5:44:50.845
156		2:04.544	48.167	41.749	34.628	167.9	5:46:55.389
157		2:05.696	48.267	41.658	35.771	170.3	5:49:01.085
158		2:04.166	48.252	41.571	34.343	180.0	5:51:05.251
159		2:04.213	48.096	41.650	34.467	171.4	5:53:09.464

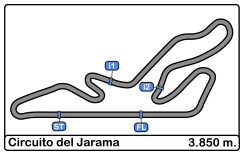

Circuito del Jarama
VI UV Endurance RACE Jarama
Carrera 8 horas resistencia
Lap Analysis

31 EB RACING BMW 325i E36
3 EB RACING

Vta.	D	Tiempo	Sector 1	Sector 2	Sector 3	V. Max.	Elapsed
160		2:04.923	48.341	41.702	34.880	178.2	5:55:14.387
161		2:03.835	47.207	41.891	34.737	187.8	5:57:18.222
162		2:04.864	48.585	41.499	34.780	168.2	5:59:23.086
163		2:04.158	47.661	41.510	34.987	181.8	6:01:27.244
164		2:04.780	47.843	41.723	35.214	171.1	6:03:32.024
165		2:04.432	47.871	41.550	35.011	179.7	6:05:36.456
166		2:03.899	47.637	41.421	34.841	171.4	6:07:40.355
167		2:04.917	47.997	41.984	34.936	172.8	6:09:45.272
168		2:05.765	48.495	42.002	35.268	173.9	6:11:51.037
169		2:04.382	48.390	41.332	34.660	167.9	6:13:55.419
170		2:04.024	47.819	41.644	34.561	176.4	6:15:59.443
171		2:04.555	47.998	41.781	34.776	180.6	6:18:03.998
172		2:04.668	48.163	41.633	34.872	170.6	6:20:08.666
173		2:08.785	47.707	43.294	37.784	185.8	6:22:17.451
174		3:44.785	52.914	1:32.984	1:18.887	146.5	6:26:02.236
175		4:09.706	1:50.393	1:36.518	42.795	57.3	6:30:11.942
176		2:04.733	48.441	41.524	34.768	177.6	6:32:16.675
177		2:02.997	47.302		2:37.765	185.2	6:34:19.672
178		2:05.082	47.688		4:42.847	178.2	6:36:24.754
179		2:06.507	48.508	42.968	35.031	174.1	6:38:31.261
180		2:06.401	48.987	42.413	35.001	180.9	6:40:37.662
181		5:05.851	48.042	42.414	3:35.395	180.6	6:45:43.513
182		5:13.139	3:51.462	44.870	36.807	95.2	6:50:56.652
183		2:08.415	50.342	42.945	35.128	160.4	6:53:05.067
184		2:05.602	47.863	42.480	35.259	170.6	6:55:10.669
185		2:08.782	49.264	44.018	35.500	169.2	6:57:19.451
186		2:06.838	47.818		2:42.338	177.9	6:59:26.289
187		2:07.173	49.705	42.488	34.980	164.1	7:01:33.462
188		2:03.758	47.454	41.638	34.666	182.7	7:03:37.220
189		2:04.071	47.743	41.667	34.661	181.8	7:05:41.291
190		2:04.627	48.011	41.847	34.769	179.7	7:07:45.918
191		2:05.477	47.745	42.363	35.369	185.8	7:09:51.395
192		2:05.731	48.249	42.428	35.054	178.8	7:11:57.126
193		2:06.050	48.118	42.454	35.478	177.9	7:14:03.176
194		2:07.043	48.810	42.576	35.657	175.3	7:16:10.219
195		2:09.590	49.135	43.201	37.254	178.8	7:18:19.809
196		2:07.487	49.126		2:44.741	160.4	7:20:27.296
197		2:06.835	48.292	43.041	35.502	183.9	7:22:34.131
198		2:08.064	49.243	43.352	35.469	168.7	7:24:42.195
199		2:04.425	47.832		2:39.894	179.7	7:26:46.620
200		2:03.915	47.504	41.812	34.599	180.3	7:28:50.535
201		2:04.780	47.597	42.450	34.733	176.7	7:30:55.315
202		2:04.309	47.834		2:39.042	170.3	7:32:59.624
203		2:05.832	47.804	43.350	34.678	180.9	7:35:05.456
204		2:04.355	47.430	41.999	34.926	174.4	7:37:09.811
205		2:04.441	47.743	42.033	34.665	170.3	7:39:14.252
206		2:06.531	48.730	42.700	35.101	171.7	7:41:20.783
207		2:05.091	47.854	42.091	35.146	181.2	7:43:25.874
208		2:04.999	48.047	42.060	34.892	165.6	7:45:30.873
209		2:06.228	47.885		2:41.120	172.8	7:47:37.101
210		2:06.035	48.220	42.232	35.583	159.0	7:49:43.136
211		2:05.867	48.727	42.492	34.648	174.1	7:51:49.003
212		2:04.367	47.550	41.835	34.982	178.8	7:53:53.370

31 EB RACING BMW 325i E36
3 EB RACING

Vta.	D	Tiempo	Sector 1	Sector 2	Sector 3	V. Max.	Elapsed
213		2:05.836	48.528	42.337	34.971	159.0	7:55:59.206
214		2:05.558	48.372	41.949	35.237	168.7	7:58:04.764
215		2:05.476	48.222		2:40.713	174.1	8:00:10.240
216		2:04.255	47.630	41.556	35.069	170.0	8:02:14.495

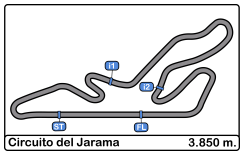

Circuito del Jarama
VI UV Endurance RACE Jarama
Carrera 8 horas resistencia
Lap Analysis

32 PUNTAL PRODUCTIONS BMW 325i E36

3 PUNTAL PRODUCTIONS

Vta.	D	Tiempo	Sector 1	Sector 2	Sector 3	V. Max.	Elapsed
1		2:33.979	1:18.610	41.031	34.338	86.0	2:33.979
2		2:02.232	46.860	40.999	34.373	174.1	4:36.211
3		2:03.579	47.178	41.930	34.471	191.8	6:39.790
4		2:03.074	46.729	41.938	34.407	188.4	8:42.864
5		2:02.526	46.882	40.932	34.712	190.1	10:45.390
6		2:03.736	48.484	40.989	34.263	166.4	12:49.126
7		2:04.615	46.736	41.649	36.230	190.8	14:53.741
8		2:19.112	53.253	48.669	37.190	142.4	17:12.853
9		2:58.435	51.737	1:14.810	51.888	145.9	20:11.288
10		2:02.941	47.926	40.333	34.682	173.0	22:14.229
11		2:02.403	46.876	41.099	34.428	188.8	24:16.632
12		2:03.756	47.407	41.514	34.835	192.1	26:20.388
13		2:03.124	46.911	41.478	34.735	182.4	28:23.512
14		2:03.685	47.212	41.389	35.084	187.8	30:27.197
15		2:03.513	47.028	41.416	35.069	190.8	32:30.710
16		2:02.600	46.932	41.010	34.658	188.8	34:33.310
17		2:04.067	47.747	41.454	34.866	189.8	36:37.377
18		2:02.880	46.939	41.175	34.766	185.2	38:40.257
19		2:06.209	47.313	42.298	36.598	188.8	40:46.466
20		2:03.672	46.727	41.720	35.225	187.8	42:50.138
21		2:04.383	47.692	41.320	35.371	184.9	44:54.521
22		2:02.309	47.213	41.070	34.026	185.2	46:56.830
23		2:01.887	46.081	41.480	34.326	191.4	48:58.717
24		2:02.425	46.789	41.199	34.437	183.9	51:01.142
25		2:01.652	46.378	40.943	34.331	192.1	53:02.794
26		2:01.768	46.699	41.058	34.011	191.8	55:04.562
27		2:03.073	46.872	41.603	34.598	186.2	57:07.635
28		2:02.967	46.758	41.871	34.338	190.4	59:10.602
29		2:02.399	46.544	41.390	34.465	192.1	1:01:13.001
30		2:02.234	46.948	40.920	34.366	177.6	1:03:15.235
31		2:02.807	46.954	40.980	34.873	189.4	1:05:18.042
32		2:02.931	46.719	41.213	34.999	188.1	1:07:20.973
33		2:03.782	47.545	41.581	34.656	184.9	1:09:24.755
34		2:02.544	46.854	41.273	34.417	188.8	1:11:27.299
35		2:03.031	47.055	41.582	34.394	191.1	1:13:30.330
36		2:02.899	47.227	41.210	34.462	186.5	1:15:33.229
37		2:02.625	46.743	41.583	34.299	191.1	1:17:35.854
38		2:04.128	47.461	41.875	34.792	189.4	1:19:39.982
39		2:03.110	46.895	41.659	34.556	185.5	1:21:43.092
40		2:03.449	46.926	41.517	35.006	189.1	1:23:46.541
41		2:04.191	47.023	42.734	34.434	188.1	1:25:50.732
42		2:02.414	46.901	41.158	34.355	189.1	1:27:53.146
43		2:03.786	47.374	41.226	35.186	183.6	1:29:56.932
44		2:04.472	47.126	42.241	35.105	186.8	1:32:01.404
45		2:03.746	47.503	41.532	34.711	185.5	1:34:05.150
46		2:04.571	47.358	42.226	34.987	188.4	1:36:09.721
47		7:19.826	47.209	42.234	5:50.383	188.4	1:43:29.547
48		5:06.272	3:48.482	42.530	35.260	67.7	1:48:35.819
49		2:07.380	49.280	42.413	35.687	165.8	1:50:43.199
50		2:06.195	48.422	42.186	35.587	179.7	1:52:49.394
51		2:05.969	48.112	42.351	35.506	182.7	1:54:55.363
52		2:05.538	48.687	41.588	35.263	183.3	1:57:00.901
53		2:06.977	48.442	42.557	35.978	181.2	1:59:07.878

32 PUNTAL PRODUCTIONS BMW 325i E36

3 PUNTAL PRODUCTIONS

Vta.	D	Tiempo	Sector 1	Sector 2	Sector 3	V. Max.	Elapsed
54		2:05.439	48.038	42.027	35.374	183.9	2:01:13.317
55		2:08.071	49.200	42.928	35.943	164.3	2:03:21.388
56		2:06.499	47.916	42.381	36.202	186.5	2:05:27.887
57		2:06.263	48.478	42.419	35.366	164.8	2:07:34.150
58		2:05.272	48.013	42.207	35.052	185.2	2:09:39.422
59		2:05.682	48.357	42.104	35.221	184.6	2:11:45.104
60		2:05.705	47.628	43.005	35.072	184.6	2:13:50.809
61		2:05.379	48.346	42.007	35.026	161.1	2:15:56.188
62		2:04.624	47.709	41.847	35.068	186.5	2:18:00.812
63		2:05.655	47.966	42.273	35.416	182.1	2:20:06.467
64		2:05.025	47.980	42.006	35.039	183.0	2:22:11.492
65		2:05.274	47.907	42.026	35.341	178.2	2:24:16.766
66		2:05.471	47.988	41.432	36.051	188.4	2:26:22.237
67		2:05.639	48.360	42.179	35.100	176.1	2:28:27.876
68		2:05.467	47.989	42.228	35.250	183.6	2:30:33.343
69		2:06.346	47.874	42.789	35.683	183.3	2:32:39.689
70		2:05.987	48.011	42.632	35.344	176.1	2:34:45.676
71		2:05.485	47.641	42.638	35.206	182.7	2:36:51.161
72		2:06.291	48.535	42.839	34.917	175.0	2:38:57.452
73		2:07.431	47.809	43.154	36.468	177.0	2:41:04.883
74		2:09.031	49.596	43.760	35.675	166.6	2:43:13.914
75		2:09.237	49.431	43.213	36.593	173.0	2:45:23.151
76		2:09.636	49.331	43.448	36.857	176.1	2:47:32.787
77		2:08.100	48.990	43.197	35.913	179.4	2:49:40.887
78		2:09.862	49.627	43.538	36.697	170.8	2:51:50.749
79		2:09.215	49.485	43.760	35.970	181.5	2:53:59.964
80		2:09.687	49.564	44.048	36.075	167.9	2:56:09.651
81		2:10.033	50.274	43.571	36.188	174.1	2:58:19.684
82		2:08.476	49.102	43.408	35.966	177.6	3:00:28.160
83		2:09.694	49.311	43.755	36.628	176.1	3:02:37.854
84		2:08.827	49.215	43.587	36.025	175.6	3:04:46.681
85		2:08.042	48.553	42.940	36.549	180.6	3:06:54.723
86		2:09.143	48.919	44.016	36.208	167.4	3:09:03.866
87		2:10.425	50.619	43.808	35.998	170.6	3:11:14.291
88		2:09.171	49.898	43.146	36.127	170.0	3:13:23.462
89		4:40.880	50.156	42.695	3:08.029	178.2	3:18:04.342
90		6:59.454	5:42.659	41.974	34.821	78.0	3:25:03.796
91		2:05.024	47.689	42.557	34.778	180.0	3:27:08.820
92		2:04.694	47.882	42.126	34.686	164.8	3:29:13.514
93		2:03.578	47.047	41.730	34.801	177.3	3:31:17.092
94		2:03.864	47.909	41.641	34.314	179.1	3:33:20.956
95		2:03.863	47.312	41.172	35.379	180.0	3:35:24.819
96		2:02.622	47.057	41.401	34.164	189.8	3:37:27.441
97		2:03.170	47.321	41.335	34.514	167.7	3:39:30.611
98		2:03.603	47.302	41.812	34.489	178.8	3:41:34.214
99		2:03.219	47.356	41.407	34.456	178.5	3:43:37.433
100		2:02.099	47.084	41.040	33.975	178.5	3:45:39.532
101		2:03.079	47.079	41.444	34.556	180.3	3:47:42.611
102		2:02.178	46.846	41.020	34.312	181.5	3:49:44.789
103		2:03.982	47.397	42.096	34.489	184.3	3:51:48.771
104		2:03.685	47.367	41.375	34.943	178.8	3:53:52.456
105		2:02.604	47.523	40.917	34.164	177.0	3:55:55.060
106		2:03.002	46.884	41.353	34.765	190.4	3:57:58.062

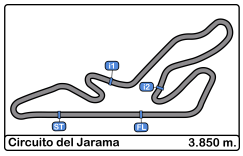

Circuito del Jarama
VI UV Endurance RACE Jarama
Carrera 8 horas resistencia
Lap Analysis

32 PUNTAL PRODUCTIONS BMW 325i E36

3 PUNTAL PRODUCTIONS

Vta.	D	Tiempo	Sector 1	Sector 2	Sector 3	V. Max.	Elapsed
107		2:02.440	47.182	40.973	34.285	176.4	4:00:00.502
108		2:03.004	47.333	41.269	34.402	188.1	4:02:03.506
109		2:24.814	47.590	1:02.399	34.825	170.3	4:04:28.320
110		2:03.682	46.794	41.472	35.416	181.2	4:06:32.002
111		2:04.950	47.669	42.930	34.351	187.1	4:08:36.952
112		2:05.532	48.164	42.533	34.835	172.2	4:10:42.484
113		2:02.844	47.137	41.139	34.568	181.2	4:12:45.328
114		2:03.220	47.031	41.436	34.753	183.3	4:14:48.548
115		2:03.856	46.889	41.643	35.324	185.5	4:16:52.404
116		2:03.429	47.272	41.388	34.769	177.3	4:18:55.833
117		2:03.269	46.989	41.405	34.875	178.8	4:20:59.102
118		2:03.107	47.308	41.426	34.373	180.9	4:23:02.209
119		2:02.460	46.998	40.871	34.591	180.9	4:25:04.669
120		2:03.021	47.303	41.112	34.606	181.5	4:27:07.690
121		2:02.798	47.081	41.315	34.402	181.8	4:29:10.488
122		2:03.185	47.119	41.520	34.546	181.8	4:31:13.673
123		2:03.797	47.420	41.444	34.933	182.4	4:33:17.470
124		2:03.942	47.120	41.495	35.327	183.0	4:35:21.412
125		2:02.701	46.976	41.379	34.346	186.2	4:37:24.113
126		2:02.819	46.952	41.444	34.423	189.1	4:39:26.932
127		2:03.521	46.981	41.157	35.383	187.5	4:41:30.453
128		2:02.713	47.086	41.274	34.353	185.2	4:43:33.166
129		2:03.930	47.199	41.365	35.366	184.9	4:45:37.096
130		2:04.805	47.955	41.524	35.326	175.6	4:47:41.901
131		2:04.031	47.795	41.638	34.598	187.1	4:49:45.932
132		2:04.743	47.579	42.156	35.008	177.6	4:51:50.675
133		4:33.254	47.358	41.423	3:04.473	176.4	4:56:23.929
134		7:28.366	6:10.038	43.315	35.013	82.2	5:03:52.295
135		2:06.439	48.783	42.828	34.828	164.1	5:05:58.734
136		2:04.645	47.929	42.075	34.641	176.7	5:08:03.379
137		2:04.283	47.409	42.443	34.431	180.6	5:10:07.662
138		2:06.591	49.578	42.051	34.962	180.6	5:12:14.253
139		2:06.406	49.601	42.487	34.318	162.1	5:14:20.659
140		2:02.743	47.094	41.581	34.068	177.3	5:16:23.402
141		2:03.050	47.015	40.997	35.038	182.4	5:18:26.452
142		2:03.715	47.594	41.782	34.339	176.1	5:20:30.167
143		2:05.171	47.036	42.531	35.604	180.0	5:22:35.338
144		2:05.369	47.620	42.857	34.892	170.8	5:24:40.707
145		2:02.099	46.705	40.989	34.405	177.3	5:26:42.806
146		2:02.537	47.123	41.287	34.127	177.3	5:28:45.343
147		2:02.057	46.816	41.282	33.959	176.7	5:30:47.400
148		2:04.200	47.063	41.846	35.291	180.3	5:32:51.600
149		2:03.227	47.653	41.440	34.134	179.1	5:34:54.827
150		2:04.356	48.087	42.139	34.130	158.3	5:36:59.183
151		2:03.637	48.282	41.108	34.247	173.3	5:39:02.820
152		2:04.695	48.017	41.338	35.340	163.3	5:41:07.515
153		2:03.576	47.561	41.399	34.616	175.3	5:43:11.091
154		2:02.773	47.575	41.120	34.078	159.2	5:45:13.864
155		2:02.851	47.408	41.165	34.278	173.3	5:47:16.715
156		2:03.137	47.298	41.519	34.320	178.8	5:49:19.852
157		2:01.943	46.772	41.131	34.040	173.9	5:51:21.795
158		2:02.492	47.012	41.133	34.347	173.3	5:53:24.287
159		2:02.492	47.504	40.892	34.096	168.7	5:55:26.779

32 PUNTAL PRODUCTIONS BMW 325i E36

3 PUNTAL PRODUCTIONS

Vta.	D	Tiempo	Sector 1	Sector 2	Sector 3	V. Max.	Elapsed
160		2:03.073	47.686	41.181	34.206	161.4	5:57:29.852
161		2:03.177	47.404	41.836	33.937	168.2	5:59:33.029
162		2:03.699	47.965	41.066	34.668	161.6	6:01:36.728
163		2:02.023	46.722	41.293	34.008	180.0	6:03:38.751
164		2:03.590	47.772	41.306	34.512	155.8	6:05:42.341
165		2:02.428	47.559	40.871	33.998	164.3	6:07:44.769
166		2:03.471	47.275	41.962	34.234	169.8	6:09:48.240
167		2:02.990	47.110	41.226	34.654	166.9	6:11:51.230
168		2:01.817	47.177	40.546	34.094	170.3	6:13:53.047
169		2:02.234	46.971	41.044	34.219	172.2	6:15:55.281
170		2:02.797	47.459	41.116	34.222	166.4	6:17:58.078
171		2:04.027	48.211	41.623	34.193	166.6	6:20:02.105
172	P	4:41.193	48.244	41.980	3:10.969	154.2	6:24:43.298
173		5:42.766	3:25.603	1:37.567	39.596	79.1	6:30:26.064
174		2:04.412	48.209	41.990	34.213	149.3	6:32:30.476
175		2:07.541	49.001	44.001	34.539	160.0	6:34:38.017
176		2:04.283	47.901	41.994	34.388	165.1	6:36:42.300
177		2:04.088	47.636	41.712	34.740	166.1	6:38:46.388
178		2:03.701	47.575	41.623	34.503	171.4	6:40:50.089
179		2:02.747	47.377	40.900	34.470	175.0	6:42:52.836
180		2:04.469	47.527	42.061	34.881	170.3	6:44:57.305
181		2:04.591	47.860	42.153	34.578	171.1	6:47:01.896
182		2:04.548	47.935	41.864	34.749	161.9	6:49:06.444
183		2:04.377	47.894	41.456	35.027	163.8	6:51:10.821
184		2:04.580	48.328	41.551	34.701	157.4	6:53:15.401
185		2:02.812	47.651	41.024	34.137	155.8	6:55:18.213
186		2:02.630	47.051	41.344	34.235	181.2	6:57:20.843
187		2:06.529	47.999	42.993	35.537	162.4	6:59:27.372
188		2:03.725	47.758	41.717	34.250	168.4	7:01:31.097
189		2:02.825	47.517	41.221	34.087	156.7	7:03:33.922
190		2:02.846	47.194	41.209	34.443	177.6	7:05:36.768
191		2:02.784	47.242	41.086	34.456	167.1	7:07:39.552
192		2:03.404	47.972	41.104	34.328	169.5	7:09:42.956
193		2:03.546	48.134	41.189	34.223	144.9	7:11:46.502
194		2:04.167	47.202	41.454	35.511	161.1	7:13:50.669
195		2:06.000	49.459	42.497	34.044	154.7	7:15:56.669
196		2:03.058	47.045	41.435	34.578	171.7	7:17:59.727
197		2:02.123	47.066	40.801	34.256	166.4	7:20:01.850
198		2:02.767	47.253	40.882	34.632	165.8	7:22:04.617
199		2:02.788	47.503	41.179	34.106	161.6	7:24:07.405
200		2:06.456	48.918	43.374	34.164	165.8	7:26:13.861
201		2:02.697	47.973	40.530	34.194	170.6	7:28:16.558
202		2:01.758	47.217	40.353	34.188	166.1	7:30:18.316
203		2:01.965	47.295	40.606	34.064	158.1	7:32:20.281
204		2:03.625	46.539	42.002	35.084	174.7	7:34:23.906
205		2:01.359	46.266	41.143	33.950	168.4	7:36:25.265
206		2:03.384	49.136	40.504	33.744	152.9	7:38:28.649
207		2:00.916	46.262	40.974	33.680	185.8	7:40:29.565
208		2:02.191	47.624	40.838	33.729	174.1	7:42:31.756
209		2:01.194	46.964	40.484	33.746	171.1	7:44:32.950
210		2:02.798	46.918	41.645	34.235	169.8	7:46:35.748
211		2:04.628	48.319	41.161	35.148	154.5	7:48:40.376
212		2:03.525	49.271	40.673	33.581	141.5	7:50:43.901

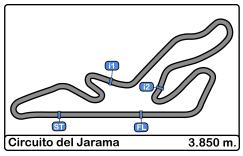

Circuito del Jarama
VI UV Endurance RACE Jarama
Carrera 8 horas resistencia
Lap Analysis

32 PUNTAL PRODUCTIONS BMW 325i E36

3 PUNTAL PRODUCTIONS

Vta.	D	Tiempo	Sector 1	Sector 2	Sector 3	V. Max.	Elapsed
213		2:05.594	48.278	42.337	34.979	166.4	7:52:49.495
214		2:13.098	49.098	41.304	42.696	158.1	7:55:02.593
215		3:33.089	2:17.944	41.103	34.042	85.9	7:58:35.682
216		2:05.479	48.592	42.359	34.528	143.0	8:00:41.161
217		2:04.271	47.907	41.853	34.511	150.6	8:02:45.432

33 AMAZON SPORT 1 VW Golf MK3

2 AMAZON SPORT 1

Vta.	D	Tiempo	Sector 1	Sector 2	Sector 3	V. Max.	Elapsed
1		2:29.522	1:07.351	46.022	36.149	166.4	2:29.522
2		2:11.112	50.313	44.142	36.657	164.3	4:40.634
3		2:13.038	51.149	45.099	36.790	184.9	6:53.672
4		2:11.580	51.141	43.936	36.503	159.5	9:05.252
5		2:10.598	49.854	44.214	36.530	176.7	11:15.850
6		2:09.555	49.518	43.760	36.277	180.6	13:25.405
7		2:14.277	49.813	46.642	37.822	175.0	15:39.682
8		3:11.109	1:16.554	1:07.160	47.395	92.3	18:50.791
9		2:29.267	1:06.972	45.744	36.551	85.3	21:20.058
10		2:08.823	49.417	43.194	36.212	176.4	23:28.881
11		2:08.927	49.156	43.542	36.229	177.9	25:37.808
12		2:09.203	48.944	43.858	36.401	176.4	27:47.011
13		2:09.275	49.683	43.849	35.743	176.7	29:56.286
14		2:07.951	48.871	43.317	35.763	181.8	32:04.237
15		2:08.903	49.297	43.519	36.087	177.6	34:13.140
16		2:09.692	50.404	43.328	35.960	169.8	36:22.832
17		2:11.626	50.367	44.571	36.688	186.5	38:34.458
18		2:09.586	49.460	43.586	36.540	173.0	40:44.044
19		2:09.551	50.473	43.014	36.064	170.3	42:53.595
20		2:09.097	49.133	43.387	36.577	179.1	45:02.692
21		2:09.406	49.999	43.434	35.973	183.0	47:12.098
22		2:09.036	49.738	43.123	36.175	171.1	49:21.134
23		2:10.479	49.603	44.913	35.963	171.9	51:31.613
24		2:21.357	49.405	43.111	48.841	175.8	53:52.970
25		4:44.406	3:21.194	46.068	37.144	81.6	58:37.376
26		2:13.066	52.083	44.172	36.811	167.4	1:00:50.442
27		2:10.889	50.347	44.301	36.241	171.9	1:03:01.331
28		2:09.251	48.952	44.041	36.258	181.8	1:05:10.582
29		2:09.414	48.903	44.762	35.749	177.3	1:07:19.996
30		2:08.558	49.745	43.328	35.485	181.2	1:09:28.554
31		2:09.418	49.413	44.063	35.942	177.6	1:11:37.972
32		2:09.309	49.129	44.086	36.094	174.7	1:13:47.281
33		2:09.926	49.865	43.839	36.222	179.1	1:15:57.207
34		2:09.170	50.032	43.293	35.845	163.3	1:18:06.377
35		2:08.841	48.660	43.703	36.478	180.0	1:20:15.218
36		2:07.781	49.153	43.050	35.578	181.5	1:22:22.999
37		2:10.472	50.468	43.854	36.150	174.1	1:24:33.471
38		2:09.198	49.542	43.370	36.286	173.0	1:26:42.669
39		2:09.951	49.489	43.678	36.784	184.6	1:28:52.620
40		2:08.295	49.170	43.077	36.048	174.4	1:31:00.915
41		2:08.563	49.094	43.745	35.724	181.2	1:33:09.478
42		2:09.182	49.546	43.757	35.879	182.4	1:35:18.660
43		2:12.766	50.573	45.287	36.906	171.7	1:37:31.426
44		2:13.003	51.265	44.386	37.352	161.9	1:39:44.429
45		2:12.066	50.272	44.547	37.247	156.9	1:41:56.495
46		2:13.074	50.101	46.025	36.948	173.6	1:44:09.569
47		2:11.105	49.910	44.922	36.273	163.6	1:46:20.674
48		2:11.084	50.128	44.399	36.557	173.3	1:48:31.758
49		2:13.012	51.503	43.952	37.557	156.7	1:50:44.770
50		2:12.268	50.605	44.579	37.084	175.0	1:52:57.038
51		6:56.225	50.733	46.373	5:19.119	159.0	1:59:53.263
52		4:40.774	3:19.684	44.100	36.990	75.4	2:04:34.037
53		2:10.082	50.156	43.425	36.501	182.4	2:06:44.119

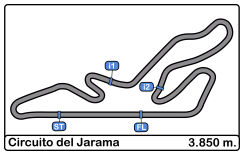

Circuito del Jarama
VI UV Endurance RACE Jarama
Carrera 8 horas resistencia
Lap Analysis

33 AMAZON SPORT 1 VW Golf MK3
2 AMAZON SPORT 1

Vta.	D	Tiempo	Sector 1	Sector 2	Sector 3	V. Max.	Elapsed
54		2:11.579	49.930	43.429	38.220	181.8	2:08:55.698
55		2:11.761	51.311	43.625	36.825	179.7	2:11:07.459
56		2:12.860	51.262	44.592	37.006	177.9	2:13:20.319
57		2:10.830	51.095	43.311	36.424	182.4	2:15:31.149
58		2:10.045	50.204	43.557	36.284	183.9	2:17:41.194
59		2:10.533	50.141	43.482	36.910	179.4	2:19:51.727
60		2:11.506	50.748	43.250	37.508	181.8	2:22:03.233
61		2:17.200	52.206	45.489	39.505	163.6	2:24:20.433
62		2:18.497	53.061	46.983	38.453	165.6	2:26:38.930
63		2:31.740	P 53.163	46.998	51.579	153.8	2:29:10.670
64		40:15.114	P 38:27.335	54.566	53.213	72.2	3:09:25.784
65		12:11.741	10:39.909	50.432	41.400	66.0	3:21:37.525
66		2:25.684	55.868	49.314	40.502	146.1	3:24:03.209
67		2:25.568	55.403	49.326	40.839	146.9	3:26:28.777
68		2:24.737	54.865	49.359	40.513	153.4	3:28:53.514
69		2:23.075	55.071	47.993	40.011	154.5	3:31:16.589
70		2:22.831	53.928	48.740	40.163	157.6	3:33:39.420
71		2:22.308	54.121	48.724	39.463	155.8	3:36:01.728
72		2:20.752	53.809	47.860	39.083	154.7	3:38:22.480
73		2:21.244	53.885	47.686	39.673	156.5	3:40:43.724
74		2:22.686	54.205	48.869	39.612	156.9	3:43:06.410
75		2:19.926	53.551	47.569	38.806	156.5	3:45:26.336
76		2:21.798	53.413	48.935	39.450	158.5	3:47:48.134
77		2:22.134	54.213	48.712	39.209	156.2	3:50:10.268
78		2:24.289	54.660	49.622	40.007	156.0	3:52:34.557
79		2:24.187	54.648	49.841	39.698	155.3	3:54:58.744
80		9:08.775	P 54.534	50.318	7:23.923	154.7	4:04:07.519
81		10:28.601	9:02.154	48.274	38.173	80.8	4:14:36.120
82		2:17.632	51.304	46.711	39.617	172.2	4:16:53.752
83		2:19.262	51.742	46.702	40.818	179.1	4:19:13.014
84		2:14.728	51.454	44.373	38.901	173.6	4:21:27.742
85		2:12.912	51.003	44.433	37.476	176.7	4:23:40.654
86		2:12.217	50.476	44.503	37.238	183.0	4:25:52.871
87		2:14.457	51.828	45.329	37.300	174.4	4:28:07.328
88		2:12.299	50.514	44.711	37.074	175.6	4:30:19.627
89		2:13.280	50.094	44.429	38.757	185.2	4:32:32.907
90		2:11.673	50.827	43.637	37.209	174.1	4:34:44.580
91		2:10.218	49.860	43.654	36.704	182.4	4:36:54.798
92		2:10.079	49.775	43.854	36.450	183.9	4:39:04.877
93		2:11.442	50.267	44.306	36.869	183.3	4:41:16.319
94		2:10.728	49.940	44.158	36.630	179.1	4:43:27.047
95		2:12.558	50.214	43.839	38.505	183.9	4:45:39.605
96		2:11.060	49.662	44.344	37.054	180.3	4:47:50.665
97		2:09.241	49.478	43.244	36.519	183.9	4:49:59.906
98		2:09.237	49.337	43.318	36.582	180.9	4:52:09.143
99		2:09.491	49.735	43.334	36.422	182.1	4:54:18.634
100		2:08.109	49.108	42.975	36.026	184.3	4:56:26.743
101		2:10.167	49.315	44.547	36.305	177.9	4:58:36.910
102		2:09.440	49.709	43.558	36.173	174.7	5:00:46.350
103		2:09.510	49.033	43.259	37.218	183.3	5:02:55.860
104		2:10.246	49.890	43.549	36.807	184.6	5:05:06.106
105		2:12.210	50.968	44.146	37.096	172.2	5:07:18.316
106		2:13.563	53.074	43.372	37.117	175.0	5:09:31.879

33 AMAZON SPORT 1 VW Golf MK3
2 AMAZON SPORT 1

Vta.	D	Tiempo	Sector 1	Sector 2	Sector 3	V. Max.	Elapsed
107		2:09.994	49.338	43.293	37.363	177.3	5:11:41.873
108		2:09.653	50.122	43.212	36.319	181.8	5:13:51.526
109		2:09.735	49.441	43.190	37.104	182.7	5:16:01.261
110		2:11.847	50.386	44.253	37.208	172.8	5:18:13.108
111		2:11.085	50.445	43.526	37.114	181.5	5:20:24.193
112		2:10.929	50.430	43.526	36.973	175.3	5:22:35.122
113		2:09.996	50.332	43.439	36.225	166.9	5:24:45.118
114		2:09.269	49.526	43.358	36.385	183.9	5:26:54.387
115		2:12.501	50.759	44.531	37.211	171.9	5:29:06.888
116		2:11.920	50.860	43.824	37.236	173.0	5:31:18.808
117		2:11.743	49.378	44.165	38.200	185.2	5:33:30.551
118		2:09.928	49.686	43.636	36.606	181.5	5:35:40.479
119		2:15.195	53.034	44.694	37.467	179.1	5:37:55.674
120		2:14.989	53.476	44.235	37.278	168.7	5:40:10.663
121		2:11.264	49.820	43.911	37.533	179.7	5:42:21.927
122		2:12.287	51.135	44.229	36.923	173.6	5:44:34.214
123		2:11.389	49.602	43.428	38.359	170.6	5:46:45.603
124		6:14.849	P 49.495	44.353	4:41.001	174.1	5:53:00.452
125		5:42.446	4:17.372	45.545	39.529	86.3	5:58:42.898
126		2:14.933	52.611	44.446	37.876	148.3	6:00:57.831
127		2:11.507	50.233	44.659	36.615	166.9	6:03:09.338
128		2:11.692	50.598	44.346	36.748	157.8	6:05:21.030
129		2:11.135	50.280	44.564	36.291	159.0	6:07:32.165
130		2:09.903	49.943	43.624	36.336	166.4	6:09:42.068
131		2:10.897	49.968	43.617	37.312	169.8	6:11:52.965
132		2:10.524	49.953	43.481	37.090	157.2	6:14:03.489
133		2:09.247	49.313	43.543	36.391	172.8	6:16:12.736
134		2:10.328	50.675	43.944	35.709	162.1	6:18:23.064
135		2:10.112	49.171	43.808	37.133	167.1	6:20:33.176
136		2:18.078	51.382		2:55.211	139.7	6:22:51.254
137		3:18.406	54.628	1:03.299	1:20.479	134.3	6:26:09.660
138		4:06.848	1:49.383		5:27.327	58.1	6:30:16.508
139		2:12.469	51.485	43.763	37.221	154.2	6:32:28.977
140		2:08.868	49.081	43.834	35.953	171.1	6:34:37.845
141		2:11.155	49.900		2:47.108	152.1	6:36:49.000
142		2:12.668	49.748	47.194	35.726	165.6	6:39:01.668
143		2:09.171	49.025	44.360	35.786	165.8	6:41:10.839
144		2:10.808	49.630	43.872	37.306	162.1	6:43:21.647
145		2:12.732	49.936	46.693	36.103	150.6	6:45:34.379
146		2:11.248	49.704	44.455	37.089	158.8	6:47:45.627
147		2:11.759	49.495	45.934	36.330	162.6	6:49:57.386
148		2:10.626	50.104	44.598	35.924	163.8	6:52:08.012
149		2:10.487	50.162	44.397	35.928	163.1	6:54:18.499
150		2:10.093	49.710	44.271	36.112	165.1	6:56:28.592
151		2:09.902	49.558	44.232	36.112	156.0	6:58:38.494
152		2:10.786	49.925	44.574	36.287	167.9	7:00:49.280
153		2:10.113	49.349	44.319	36.445	166.1	7:02:59.393
154		2:10.782	49.804	44.888	36.090	167.9	7:05:10.175
155		2:10.563	49.573	44.886	36.104	161.6	7:07:20.738
156		2:10.159	49.655	44.543	35.961	164.3	7:09:30.897
157		2:09.626	49.652	44.117	35.857	165.1	7:11:40.523
158		2:09.765	49.505	44.213	36.047	162.8	7:13:50.288
159		2:12.231	50.985	44.843	36.403	166.4	7:16:02.519

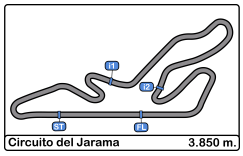

Circuito del Jarama
VI UV Endurance RACE Jarama
Carrera 8 horas resistencia
Lap Analysis

33 AMAZON SPORT 1 — VW Golf MK3

2 — AMAZON SPORT 1

Vta.	D	Tiempo	Sector 1	Sector 2	Sector 3	V. Max.	Elapsed
160		2:10.868	50.324	44.332	36.212	152.7	7:18:13.387
161		2:09.399	49.705	43.849	35.845	153.6	7:20:22.786
162		2:11.127	49.724	44.561	36.842	150.8	7:22:33.913
163		2:10.119	50.134	44.142	35.843	154.0	7:24:44.032
164		2:09.421	49.602	43.981	35.838	162.8	7:26:53.453
165		2:10.527	50.094	44.291	36.142	152.5	7:29:03.980
166		2:09.097	49.172	44.102	35.823	170.3	7:31:13.077
167		2:08.629	49.047	43.948	35.634	164.1	7:33:21.706
168		2:09.435	50.094	43.590	35.751	161.1	7:35:31.141
169		2:08.220	49.059	43.571	35.590	180.0	7:37:39.361
170		2:10.131	50.178	43.909	36.044	160.0	7:39:49.492
171		2:10.078	49.570	44.555	35.953	160.0	7:41:59.570
172		2:12.401	49.272	44.591	38.538	175.6	7:44:11.971
173		2:12.438	50.383		2:50.976	155.6	7:46:24.409
174		2:14.634	52.486	44.646	37.502	154.5	7:48:39.043
175		2:21.418	53.595	46.783	41.040	135.1	7:51:00.461
176		2:29.388	58.813	50.841	39.734	113.9	7:53:29.849
177		2:32.448	P 54.070	48.190	50.188	146.1	7:56:02.297

34 RRB COMPETICION — Renault Clio

2 — RRB COMPETICION

Vta.	D	Tiempo	Sector 1	Sector 2	Sector 3	V. Max.	Elapsed
1		2:14.293	58.399	41.461	34.433	161.6	2:14.293
2		2:01.091	46.087	40.810	34.194	187.5	4:15.384
3		2:01.986	46.995	41.127	33.864	174.1	6:17.370
4		2:02.057	46.972	41.151	33.934	183.3	8:19.427
5		2:02.039	46.899	40.781	34.359	183.6	10:21.466
6		2:01.312	46.227	40.461	34.624	184.6	12:22.778
7		2:02.500	46.876	41.143	34.481	180.6	14:25.278
8		2:27.641	52.629	52.299	42.713	125.7	16:52.919
9		3:08.683	51.861	1:24.394	52.428	146.9	20:01.602
10		2:00.899	46.543	40.368	33.988	185.5	22:02.501
11		2:00.841	46.442	40.422	33.977	186.8	24:03.342
12		2:01.878	46.537	41.113	34.228	186.8	26:05.220
13		2:01.269	46.243	40.742	34.284	185.5	28:06.489
14		2:02.059	46.601	41.160	34.298	186.8	30:08.548
15		2:02.208	46.183	41.652	34.373	188.1	32:10.756
16		2:02.490	47.257	41.140	34.093	183.3	34:13.246
17		2:02.410	46.989	40.867	34.554	182.7	36:15.656
18		2:01.922	47.066	40.707	34.149	183.6	38:17.578
19		2:02.062	46.687	41.124	34.251	185.8	40:19.640
20		5:59.159	P 46.716	41.203	4:31.240	182.7	46:18.799
21		5:02.178	3:47.195	40.949	34.034	76.9	51:20.977
22		1:59.776	45.973	40.050	33.753	185.2	53:20.753
23		2:00.306	46.808	39.860	33.638	187.1	55:21.059
24		2:00.959	46.526	40.457	33.976	190.1	57:22.018
25		2:02.546	46.620	41.525	34.401	186.2	59:24.564
26		2:03.339	47.297	40.862	35.180	186.8	1:01:27.903
27		2:02.461	47.148	40.233	35.080	184.9	1:03:30.364
28		2:06.418	47.451	41.935	37.032	186.5	1:05:36.782
29		2:02.436	47.707	40.910	33.819	173.6	1:07:39.218
30		2:01.758	46.655	40.490	34.613	187.1	1:09:40.976
31		2:19.593	47.194	42.464	49.935	179.1	1:12:00.569
32		2:10.647	49.957	44.428	36.262	147.7	1:14:11.216
33		2:07.813	47.384	43.024	37.405	163.8	1:16:19.029
34		2:07.966	48.713	42.801	36.452	142.2	1:18:26.995
35		2:09.007	49.874	41.926	37.207	141.9	1:20:36.002
36		2:12.933	48.235	47.819	36.879	157.4	1:22:48.935
37		2:13.004	49.502	46.695	36.807	154.2	1:25:01.939
38		2:06.598	48.856	43.152	34.590	163.8	1:27:08.537
39		2:02.161	47.316	40.786	34.059	171.4	1:29:10.698
40		2:01.306	46.251	40.712	34.343	191.1	1:31:12.004
41		2:06.528	47.242	42.457	36.829	180.0	1:33:18.532
42		2:13.211	49.461	44.879	38.871	148.1	1:35:31.743
43		2:12.400	49.022	45.319	38.059	168.4	1:37:44.143
44		2:16.382	51.116	46.303	38.963	153.1	1:40:00.525
45		2:09.221	50.682	42.624	35.915	139.3	1:42:09.746
46		2:08.654	48.688	42.660	37.306	154.5	1:44:18.400
47		2:11.779	47.831	45.782	38.166	168.2	1:46:30.179
48		2:21.231	P 52.270	43.635	45.326	138.9	1:48:51.410
49		5:49.116	P 4:17.782	47.352	43.982	78.3	1:54:40.526
50		23:43.580	P 14:05.110	44.867	8:53.603	89.7	2:18:24.106
51		5:06.445	3:49.312	43.143	33.990	67.5	2:23:30.551
52		2:01.940	47.253	40.804	33.883	183.3	2:25:32.491
53		2:05.544	46.947	43.233	35.364	180.9	2:27:38.035

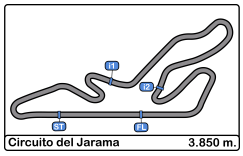

Circuito del Jarama
VI UV Endurance RACE Jarama
Carrera 8 horas resistencia
Lap Analysis

34 RRB COMPETICION Renault Clio
2 RRB COMPETICION

Vta.	D	Tiempo	Sector 1	Sector 2	Sector 3	V. Max.	Elapsed
54		2:05.570	47.304	42.499	35.767	178.8	2:29:43.605
55		2:06.426	48.487	42.723	35.216	177.0	2:31:50.031
56		2:09.131	48.574	43.708	36.849	177.9	2:33:59.162
57		2:08.448	48.264	43.717	36.467	175.3	2:36:07.610
58		2:12.471	48.305	45.273	38.893	177.3	2:38:20.081
59		6:45.581	P 48.856	44.645	5:12.080	167.7	2:45:05.662
60		3:23.352	2:07.505	41.590	34.257	68.7	2:48:29.014
61		2:03.955	47.688	42.340	33.927	178.2	2:50:32.969
62		2:01.704	46.608	41.048	34.048	183.6	2:52:34.673
63		2:03.629	47.084	42.175	34.370	183.9	2:54:38.302
64		2:03.330	46.808	41.885	34.637	181.2	2:56:41.632
65		2:01.723	46.552	40.965	34.206	184.3	2:58:43.355
66		2:03.506	46.865	42.354	34.287	185.8	3:00:46.861
67		2:02.327	46.681	41.440	34.206	183.3	3:02:49.188
68		2:01.781	46.859	40.965	33.957	184.3	3:04:50.969
69		2:03.319	46.546	41.144	35.629	185.8	3:06:54.288
70		2:02.084	46.786	41.062	34.236	183.6	3:08:56.372
71		2:02.342	46.973	40.932	34.437	183.0	3:10:58.714
72		2:02.456	46.609	41.382	34.465	185.8	3:13:01.170
73		2:03.520	47.297	41.607	34.616	181.8	3:15:04.690
74		2:03.907	47.330	42.355	34.222	180.9	3:17:08.597
75		2:04.521	47.113	42.629	34.779	182.1	3:19:13.118
76		2:03.157	47.427	41.357	34.373	181.8	3:21:16.275
77		2:05.466	47.659	41.589	36.218	174.7	3:23:21.741
78		2:02.877	46.831	41.785	34.261	181.8	3:25:24.618
79		2:03.197	47.468	41.425	34.304	176.1	3:27:27.815
80		2:02.667	46.719	41.651	34.297	183.3	3:29:30.482
81		2:03.337	47.308	41.920	34.109	179.4	3:31:33.819
82		2:02.061	46.762	41.198	34.101	182.7	3:33:35.880
83		2:02.696	47.108	41.399	34.189	179.1	3:35:38.576
84		2:04.798	47.121	41.928	35.749	176.4	3:37:43.374
85		2:03.102	47.222	41.368	34.512	177.3	3:39:46.476
86		2:03.606	47.596	41.572	34.438	179.7	3:41:50.082
87		2:04.944	47.760	42.474	34.710	174.4	3:43:55.026
88		2:03.581	47.484	41.717	34.380	176.7	3:45:58.607
89		2:02.749	47.060	41.169	34.520	177.0	3:48:01.356
90		2:03.211	47.197	41.919	34.095	177.9	3:50:04.567
91		2:03.223	46.731	41.234	35.258	180.3	3:52:07.790
92		2:03.541	47.444	41.595	34.502	175.8	3:54:11.331
93		2:03.765	47.365	41.900	34.500	178.5	3:56:15.096
94		2:04.035	47.666	41.446	34.923	178.5	3:58:19.131
95		2:03.870	47.367	41.724	34.779	174.7	4:00:23.001
96		2:04.098	47.395	41.653	35.050	175.3	4:02:27.099
97		2:09.658	48.125	45.014	36.519	166.6	4:04:36.757
98		19:18.614	P 58.211		19:55.133	160.7	4:23:55.371
99		6:07.475	4:49.706	43.205	34.564	65.6	4:30:02.846
100		2:03.464	46.856	42.659	33.949	179.4	4:32:06.310
101		2:01.545	47.045	40.766	33.734	180.3	4:34:07.855
102		2:01.625	46.957	40.575	34.093	185.8	4:36:09.480
103		2:03.041	46.861	41.489	34.691	184.6	4:38:12.521
104		2:03.468	48.257	40.914	34.297	176.1	4:40:15.989
105		2:01.158	46.621	40.445	34.092	178.8	4:42:17.147
106		2:01.933	46.919	40.805	34.209	179.1	4:44:19.080

34 RRB COMPETICION Renault Clio
2 RRB COMPETICION

Vta.	D	Tiempo	Sector 1	Sector 2	Sector 3	V. Max.	Elapsed
107		2:02.579	47.171	41.209	34.199	180.6	4:46:21.659
108		2:02.294	46.933	40.968	34.393	179.1	4:48:23.953
109		2:02.449	47.437	40.931	34.081	176.7	4:50:26.402
110		2:02.602	46.978	41.219	34.405	184.3	4:52:29.004
111		2:03.665	47.692	41.015	34.958	168.4	4:54:32.669
112		2:04.336	47.337	40.862	36.137	179.1	4:56:37.005
113		2:02.474	47.180	41.140	34.154	183.0	4:58:39.479
114		2:03.322	47.558	41.297	34.467	184.3	5:00:42.801
115		2:03.029	47.203	41.371	34.455	181.2	5:02:45.830
116		2:05.796	47.497	42.802	35.497	179.7	5:04:51.626
117		2:05.898	48.064	41.919	35.915	175.0	5:06:57.524
118		4:33.405	P 51.013	42.918	2:59.474	162.1	5:11:30.929
119		8:32.995	7:17.160	41.506	34.329	63.3	5:20:03.924
120		2:03.584	47.327	41.898	34.359	183.0	5:22:07.508
121		2:05.640	48.960	42.061	34.619	181.5	5:24:13.148
122		2:03.929	47.748	41.758	34.423	178.5	5:26:17.077
123		2:03.635	48.070	41.200	34.365	177.0	5:28:20.712
124		2:04.888	47.294	42.904	34.690	183.6	5:30:25.600
125		2:06.427	47.375	43.841	35.211	181.8	5:32:32.027
126		2:03.783	47.466	41.749	34.568	181.5	5:34:35.810
127		2:04.078	47.347	41.582	35.149	182.7	5:36:39.888
128		2:03.453	47.567	41.400	34.486	180.3	5:38:43.341
129		2:06.222	48.718	42.140	35.364	172.2	5:40:49.563
130		2:03.297	47.380	41.545	34.372	175.8	5:42:52.860
131		2:05.409	47.796	42.116	35.497	177.3	5:44:58.269
132		4:30.714	P 48.296	42.631	2:59.787	172.8	5:49:28.983
133		6:45.748	5:28.181	42.589	34.978	69.9	5:56:14.731
134		2:05.481	48.379	42.543	34.559	164.1	5:58:20.212
135		2:03.752	47.378	41.649	34.725	177.9	6:00:23.964
136		2:04.587	47.580	42.269	34.738	177.9	6:02:28.551
137		2:14.093	P 48.018	42.036	44.039	176.1	6:04:42.644
138		22:59.765	21:40.085	44.223	35.457	62.4	6:27:42.409
139		2:44.973	50.177	1:15.774	39.022	136.7	6:30:27.382
140		2:11.768	50.461	45.062	36.245	151.6	6:32:39.150
141		2:10.475	49.025	45.165	36.285	171.1	6:34:49.625
142		2:10.986	49.433	45.011	36.542	171.1	6:37:00.611
143		2:12.876	49.842	46.046	36.988	168.2	6:39:13.487
144		4:20.582	P 50.655	49.112	2:40.815	162.6	6:43:34.069
145		10:21.048	8:56.751	47.804	36.493	87.4	6:53:55.117
146		2:18.304	52.004	45.873	40.427	150.8	6:56:13.421
147		2:27.430	P 50.858	47.561	49.011	156.2	6:58:40.851
148		6:55.672	5:28.804	47.537	39.331	74.6	7:05:36.523
149		2:31.920	P 53.539	46.342	52.039	145.7	7:08:08.443
150		20:02.333	18:46.291	42.313	33.729	86.4	7:28:10.776
151		2:01.391	46.609	40.964	33.818	190.4	7:30:12.167
152		5:17.414	P 46.466	41.069	3:49.879	183.3	7:35:29.581
153		2:42.584	1:27.113	41.477	33.994	66.4	7:38:12.165
154		2:01.388	46.457	40.927	34.004	182.7	7:40:13.553
155		2:02.522	46.142	41.722	34.658	187.8	7:42:16.075
156		2:03.978	47.591	41.844	34.543	188.1	7:44:20.053
157		2:07.672	46.528	45.083	36.061	186.5	7:46:27.725
158		2:03.743	47.439	41.286	35.018	180.3	7:48:31.468
159		2:08.550	47.943	42.622	37.985	184.9	7:50:40.018

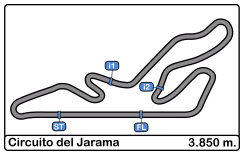

Circuito del Jarama
VI UV Endurance RACE Jarama
Carrera 8 horas resistencia
Lap Analysis

34 RRB COMPETICION 2 — Renault Clio RRB COMPETICION

Vta.	D	Tiempo	Sector 1	Sector 2	Sector 3	V. Max.	Elapsed
160		2:06.506	46.915	42.675	36.916	175.8	7:52:46.524
161	P	2:25.973	53.841	45.500	46.632	138.9	7:55:12.497
162		5:36.450	4:19.700	41.724	35.026	90.2	8:00:48.947
163		2:06.680	47.218	43.993	35.469	183.6	8:02:55.627

40 UV-TEC SAXO — Citroen Saxo UV-TEC

Vta.	D	Tiempo	Sector 1	Sector 2	Sector 3	V. Max.	Elapsed
1		2:55.812	1:23.129	53.939	38.744	79.5	2:55.812
2		2:17.527	53.096	46.034	38.397	161.9	5:13.339
3		2:16.857	52.604	45.912	38.341	161.9	7:30.196
4		2:18.183	52.984	46.693	38.506	162.1	9:48.379
5		2:18.979	53.074	47.509	38.396	166.1	12:07.358
6		2:24.717	53.847	48.556	42.314	163.1	14:32.075
7		2:28.588	57.973	51.702	38.913	132.1	17:00.663
8		3:07.662	55.528	1:16.889	55.245	124.2	20:08.325
9		2:20.887	56.020	47.205	37.662	146.3	22:29.212
10		2:16.446	52.126	46.087	38.233	170.8	24:45.658
11		2:15.726	52.111	45.878	37.737	163.1	27:01.384
12		2:17.046	52.393	46.072	38.581	163.3	29:18.430
13		2:18.947	52.787	47.039	39.121	159.7	31:37.377
14		2:19.613	52.846	45.968	40.799	160.4	33:56.990
15		2:16.695	52.250	45.924	38.521	160.0	36:13.685
16		2:26.650	53.177	50.240	43.233	165.1	38:40.335
17		2:17.409	52.582	46.467	38.360	159.7	40:57.744
18		2:21.693	52.963	48.330	40.400	163.1	43:19.437
19		2:16.696	52.120	45.916	38.660	164.3	45:36.133
20		2:16.225	51.911	46.041	38.273	164.6	47:52.358
21		2:15.415	51.346	45.402	38.667	171.7	50:07.773
22		2:18.544	52.140	46.218	40.186	167.7	52:26.317
23		2:16.401	51.283	46.687	38.431	166.4	54:42.718
24		2:28.166	54.289	51.557	42.320	152.3	57:10.884
25		2:18.553	53.302	46.337	38.914	164.8	59:29.437
26	P	3:58.821	51.499	44.855	2:22.467	171.4	1:03:28.258
27		7:58.663	6:33.287	46.659	38.717	80.6	1:11:26.921
28		2:17.365	52.207	46.987	38.171	161.6	1:13:44.286
29		2:18.585	53.338	46.909	38.338	159.5	1:16:02.871
30		2:18.300	52.399	46.437	39.464	158.3	1:18:21.171
31		2:20.274	52.143	49.475	38.656	157.2	1:20:41.445
32		2:17.962	53.597	46.194	38.171	160.0	1:22:59.407
33		2:16.968	52.643	46.249	38.076	161.1	1:25:16.375
34		2:15.797	51.944	45.884	37.969	160.0	1:27:32.172
35		2:15.353	51.735	45.698	37.920	160.7	1:29:47.525
36		2:17.429	52.820	46.517	38.092	157.6	1:32:04.954
37		2:16.239	53.015	45.698	37.526	162.1	1:34:21.193
38		2:14.088	51.234	45.403	37.451	162.8	1:36:35.281
39		2:14.045	51.129	45.402	37.514	162.6	1:38:49.326
40		2:15.449	51.788	45.691	37.970	157.6	1:41:04.775
41		2:15.566	51.709	45.713	38.144	157.4	1:43:20.341
42		2:15.405	51.667	46.001	37.737	158.5	1:45:35.746
43		2:15.000	51.467	45.444	38.089	162.1	1:47:50.746
44		2:15.865	51.690	45.922	38.253	159.0	1:50:06.611
45		2:15.479	51.635	45.411	38.433	157.8	1:52:22.090
46		2:15.579	51.251	46.532	37.796	160.9	1:54:37.669
47		2:14.561	51.293	45.282	37.986	160.2	1:56:52.230
48		2:15.196	51.850	45.693	37.653	161.4	1:59:07.426
49		2:15.793	51.702	45.633	38.458	162.4	2:01:23.219
50		2:15.617	51.457	46.067	38.093	159.0	2:03:38.836
51		2:15.479	51.310	45.982	38.187	161.1	2:05:54.315
52		2:14.719	51.396	45.654	37.669	162.6	2:08:09.034
53		2:15.161	51.823	45.810	37.528	163.3	2:10:24.195

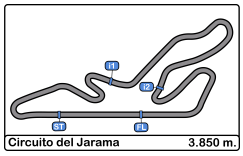

Circuito del Jarama
VI UV Endurance RACE Jarama
Carrera 8 horas resistencia
Lap Analysis

40 UV-TEC Citroen Saxo

SAXO UV-TEC

Vta.	D	Tiempo	Sector 1	Sector 2	Sector 3	V. Max.	Elapsed
54		2:16.193	51.293	45.934	38.966	162.8	2:12:40.388
55		2:15.739	52.215	46.165	37.359	161.1	2:14:56.127
56		2:16.064	51.972	46.797	37.295	169.5	2:17:12.191
57		2:14.666	51.002	45.899	37.765	165.1	2:19:26.857
58		2:15.395	51.305	46.351	37.739	163.1	2:21:42.252
59		2:15.853	52.021	45.759	38.073	162.8	2:23:58.105
60		2:15.399	52.002	45.760	37.637	161.9	2:26:13.504
61		2:17.289	51.788	46.874	38.627	162.4	2:28:30.793
62		4:17.633	P 52.294	45.957	2:39.382	162.1	2:32:48.426
63		7:41.200	6:14.559	46.973	39.668	81.2	2:40:29.626
64		2:22.415	53.324	48.737	40.354	144.7	2:42:52.041
65		2:22.673	53.557	47.627	41.489	159.2	2:45:14.714
66		2:24.117	54.159	50.882	39.076	151.4	2:47:38.831
67		2:21.987	54.987	47.912	39.088	153.6	2:50:00.818
68		2:23.887	54.449	47.551	41.887	156.9	2:52:24.705
69		2:21.910	54.325	47.859	39.726	154.2	2:54:46.615
70		2:21.343	54.084	46.991	40.268	155.3	2:57:07.958
71		2:25.435	57.515	49.260	38.660	153.1	2:59:33.393
72		2:21.637	54.512	48.317	38.808	147.3	3:01:55.030
73		2:26.970	54.324	50.437	42.209	150.4	3:04:22.000
74		2:19.189	53.438	47.121	38.630	160.0	3:06:41.189
75		2:20.194	53.242	46.284	40.668	149.7	3:09:01.383
76		2:19.238	54.369	46.623	38.246	160.9	3:11:20.621
77		2:23.791	57.900	47.525	38.366	154.0	3:13:44.412
78		2:19.140	52.812	48.033	38.295	157.2	3:16:03.552
79		2:18.346	52.830	46.843	38.673	140.9	3:18:21.898
80		2:17.263	53.085	46.740	37.438	151.0	3:20:39.161
81		2:19.554	51.647	48.841	39.066	154.7	3:22:58.715
82		2:17.155	52.621	45.819	38.715	152.1	3:25:15.870
83		2:26.052	57.298	46.790	41.964	159.2	3:27:41.922
84		2:20.292	52.966	47.769	39.557	158.1	3:30:02.214
85		2:17.971	53.610	46.109	38.252	150.4	3:32:20.185
86		2:19.517	52.652	48.107	38.758	147.5	3:34:39.702
87		2:21.119	54.625	46.356	40.138	133.4	3:37:00.821
88		2:23.542	54.172	48.465	40.905	150.4	3:39:24.363
89		2:23.086	55.422	48.447	39.217	149.7	3:41:47.449
90		2:21.033	54.382	47.463	39.188	153.4	3:44:08.482
91		2:21.579	53.270	48.933	39.376	143.4	3:46:30.061
92		2:21.664	54.520	46.940	40.204	137.4	3:48:51.725
93		2:26.435	57.587	48.568	40.280	152.1	3:51:18.160
94		2:28.482	55.601	49.506	43.375	160.4	3:53:46.642
95		6:36.055	P 59.237	48.183	4:48.635	137.4	4:00:22.697
96		5:51.780	4:24.099	47.744	39.937	76.4	4:06:14.477
97		2:20.633	54.575	47.984	38.074	161.9	4:08:35.110
98		2:18.488	53.423	45.925	39.140	161.9	4:10:53.598
99		2:21.537	52.919	48.631	39.987	162.4	4:13:15.135
100		2:17.802	52.522	46.178	39.102	161.1	4:15:32.937
101		2:18.938	53.877	46.414	38.647	166.6	4:17:51.875
102		2:16.547	52.096	46.043	38.408	167.9	4:20:08.422
103		2:16.631	52.299	46.025	38.307	161.9	4:22:25.053
104		2:17.953	52.273	46.279	39.401	166.6	4:24:43.006
105		2:16.779	52.349	45.954	38.476	168.7	4:26:59.785
106		2:19.806	53.357	47.295	39.154	162.1	4:29:19.591

40 UV-TEC Citroen Saxo

SAXO UV-TEC

Vta.	D	Tiempo	Sector 1	Sector 2	Sector 3	V. Max.	Elapsed
107		2:18.000	52.402	47.043	38.555	152.5	4:31:37.591
108		2:16.874	52.574	46.210	38.090	164.6	4:33:54.465
109		2:17.627	53.046	46.026	38.555	166.6	4:36:12.092
110		2:19.484	52.832	48.275	38.377	158.8	4:38:31.576
111		2:16.767	52.548	46.314	37.905	163.3	4:40:48.343
112		2:19.482	52.784	49.059	37.639	164.3	4:43:07.825
113		2:20.075	52.024	49.814	38.237	160.9	4:45:27.900
114		3:44.199	P 53.268	48.192	2:02.739	159.5	4:49:12.099
115		15:52.018	14:21.983	51.791	38.244	68.1	5:05:04.117
116		2:18.057	53.502	45.784	38.771	160.9	5:07:22.174
117		2:16.774	51.942	46.212	38.620	164.8	5:09:38.948
118		2:16.915	52.457	46.166	38.292	160.2	5:11:55.863
119		2:18.962	52.384	47.716	38.862	164.3	5:14:14.825
120		2:18.485	52.301	47.854	38.330	161.4	5:16:33.310
121		2:20.543	53.316	47.709	39.518	161.4	5:18:53.853
122		2:18.449	52.899	47.065	38.485	157.4	5:21:12.302
123		2:16.631	52.052	46.019	38.560	160.4	5:23:28.933
124		2:16.645	51.801	46.019	38.825	159.2	5:25:45.578
125		2:15.755	52.173	45.828	37.754	160.7	5:28:01.333
126		2:15.476	51.684	45.798	37.994	161.6	5:30:16.809
127		2:17.169	53.079	46.359	37.731	160.7	5:32:33.978
128		2:14.858	51.305	45.658	37.895	165.3	5:34:48.836
129		2:15.518	51.298	45.904	38.316	164.1	5:37:04.354
130		2:16.570	51.990	45.982	38.598	162.8	5:39:20.924
131		2:17.124	53.635	45.646	37.843	162.8	5:41:38.048
132		2:14.754	51.203	45.927	37.624	163.3	5:43:52.802
133		2:14.769	51.718	45.512	37.539	164.1	5:46:07.571
134		2:15.163	51.501	46.215	37.447	163.3	5:48:22.734
135		2:14.643	51.493	45.584	37.566	162.8	5:50:37.377
136		2:15.357	51.504	46.292	37.561	161.9	5:52:52.734
137		2:14.595	50.961	45.596	38.038	164.1	5:55:07.329
138		2:15.122	51.410	45.661	38.051	163.8	5:57:22.451
139		2:15.506	52.097	45.717	37.692	167.1	5:59:37.957
140		2:14.437	51.176	45.495	37.766	162.8	6:01:52.394
141		2:14.980	51.396	45.917	37.667	163.8	6:04:07.374
142		2:14.308	50.866	45.587	37.855	164.3	6:06:21.682
143		2:14.625	51.301	45.453	37.871	160.9	6:08:36.307
144		2:14.776	51.272	45.695	37.809	161.9	6:10:51.083
145		2:15.552	51.286	45.690	38.576	159.7	6:13:06.635
146		2:15.273	51.548	45.653	38.072	167.9	6:15:21.908
147		2:16.193	52.069	46.392	37.732	161.9	6:17:38.101
148		2:15.576	51.641	46.156	37.779	163.6	6:19:53.677
149		2:19.727	52.643	46.976	40.108	163.3	6:22:13.404
150		11:11.416	P 55.313	1:33.083	8:43.020	129.3	6:33:24.820
151		4:18.490	2:48.920	48.964	40.606	84.2	6:37:43.310
152		2:28.963	57.833	50.015	41.115	143.0	6:40:12.273
153		2:25.265	55.678	49.276	40.311	132.0	6:42:37.538
154		2:25.799	56.377	49.644	39.778	135.1	6:45:03.337
155		2:29.751	57.068	49.223	43.460	138.1	6:47:33.088
156		2:30.359	58.176	52.836	39.347	151.2	6:50:03.447
157		2:23.685	56.176	48.115	39.394	131.3	6:52:27.132
158		2:28.828	57.758	51.449	39.621	147.1	6:54:55.960
159		2:22.105	54.364	47.805	39.936	144.5	6:57:18.065

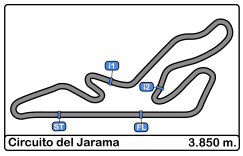

Circuito del Jarama
VI UV Endurance RACE Jarama
Carrera 8 horas resistencia
Lap Analysis

40 UV-TEC Citroen Saxo

SAXO UV-TEC

Vta.	D	Tiempo	Sector 1	Sector 2	Sector 3	V. Max.	Elapsed
160		2:27.422	57.689	49.849	39.884	129.4	6:59:45.487
161		2:27.107	56.872	49.290	40.945	122.1	7:02:12.594
162		2:31.533	58.785	52.689	40.059	132.0	7:04:44.127
163		2:28.588	58.425	50.022	40.141	140.0	7:07:12.715
164		2:25.664	58.698	47.864	39.102	128.1	7:09:38.379
165		2:26.856	57.408	49.064	40.384	148.1	7:12:05.235
166		2:29.168	57.849	50.395	40.924	153.6	7:14:34.403
167		2:24.339	55.284	48.344	40.711	146.9	7:16:58.742
168		2:26.043	56.693	48.971	40.379	153.6	7:19:24.785
169		2:25.643	54.389	48.992	42.262	153.8	7:21:50.428
170		2:31.782	55.416	53.353	43.013	141.1	7:24:22.210
171		2:28.718	54.954	53.122	40.642	147.3	7:26:50.928
172		2:26.762	58.340	48.233	40.189	128.1	7:29:17.690
173		2:28.204	56.383	50.560	41.261	134.1	7:31:45.894
174		2:26.636	55.066	48.247	43.323	150.2	7:34:12.530
175		2:25.405	54.772	50.693	39.940	150.0	7:36:37.935
176		2:20.491	53.281	47.411	39.799	155.3	7:38:58.426
177		2:29.545	56.128	51.190	42.227	143.6	7:41:27.971
178		2:30.961	56.552	52.438	41.971	137.7	7:43:58.932
179		2:29.204	55.824	51.094	42.286	151.6	7:46:28.136
180		2:31.453	1:00.037	50.689	40.727	133.4	7:48:59.589
181		2:24.113	54.892	48.728	40.493	140.0	7:51:23.702
182		2:28.316	56.080	49.390	42.846	143.0	7:53:52.018
183		2:34.299	58.469	54.649	41.181	111.1	7:56:26.317
184		2:27.508	56.669	49.814	41.025	149.7	7:58:53.825
185		2:28.697	57.750	49.543	41.404	150.0	8:01:22.522
186		2:25.818	55.883	49.966	39.969	147.7	8:03:48.340

46 UV-SAYAGO Citroen Saxo

SAXO UV-SAYAGO

Vta.	D	Tiempo	Sector 1	Sector 2	Sector 3	V. Max.	Elapsed
1		4:13.766	2:51.906	45.642	36.218	87.1	4:13.766
2		2:09.887	50.202	43.684	36.001	171.4	6:23.653
3		2:11.765	51.220	44.713	35.832	171.1	8:35.418
4		2:09.074	48.725	44.496	35.853	170.3	10:44.492
5		2:09.856	50.592	43.435	35.829	172.8	12:54.348
6		2:11.587	48.930	44.057	38.600	174.4	15:05.935
7		2:18.778	52.804	46.869	39.105	128.8	17:24.713
8		2:52.422	50.466	1:09.689	52.267	157.8	20:17.135
9		2:10.846	49.402	45.366	36.078	173.9	22:27.981
10		2:08.577	48.963	43.798	35.816	172.5	24:36.558
11		2:09.051	48.971	44.018	36.062	172.2	26:45.609
12		2:09.034	48.928	43.874	36.232	175.6	28:54.643
13		2:09.252	49.132	43.926	36.194	170.8	31:03.895
14		2:09.916	49.099	44.068	36.749	170.8	33:13.811
15		2:12.640	50.062	45.420	37.158	168.2	35:26.451
16		2:10.869	49.858	44.555	36.456	164.3	37:37.320
17		4:45.595	P 48.939	45.533	3:11.123	171.7	42:22.915
18		1:19:23.472	1:18:02.044	45.136	36.292	94.5	2:01:46.387
19		2:10.189	49.592	44.115	36.482	165.1	2:03:56.576
20		2:10.984	50.013	44.766	36.205	163.6	2:06:07.560
21		2:10.203	49.564	44.385	36.254	163.3	2:08:17.763
22		2:10.368	49.309	45.034	36.025	169.0	2:10:28.131
23		2:12.304	49.654	44.979	37.671	164.6	2:12:40.435
24		2:13.594	51.654	45.609	36.331	166.9	2:14:54.029
25		2:08.610	49.107	43.818	35.685	171.4	2:17:02.639
26		2:10.871	50.448	44.204	36.219	165.8	2:19:13.510
27		2:09.882	49.873	44.180	35.829	165.6	2:21:23.392
28		2:10.184	49.612	44.779	35.793	166.1	2:23:33.576
29		2:09.256	49.401	44.058	35.797	167.7	2:25:42.832
30		2:09.437	49.250	44.377	35.810	165.8	2:27:52.269
31		2:10.029	49.737	44.272	36.020	169.0	2:30:02.298
32		2:09.136	49.292	43.938	35.906	166.4	2:32:11.434
33		2:09.751	49.909	44.079	35.763	157.2	2:34:21.185
34		2:09.021	49.302	43.745	35.974	162.6	2:36:30.206
35		2:09.864	49.461	44.634	35.769	164.6	2:38:40.070
36		2:08.768	49.275	43.513	35.980	167.4	2:40:48.838
37		2:08.882	49.108	43.860	35.914	166.4	2:42:57.720
38		2:08.843	48.906	44.218	35.719	168.4	2:45:06.563
39		2:09.357	48.970	43.732	36.655	166.1	2:47:15.920
40		2:08.461	49.109	43.622	35.730	168.2	2:49:24.381
41		2:09.169	49.392	43.651	36.126	163.8	2:51:33.550
42		2:08.892	49.291	43.615	35.986	163.6	2:53:42.442
43		2:09.102	49.173	43.922	36.007	166.4	2:55:51.544
44		2:09.812	49.430	44.418	35.964	165.8	2:58:01.356
45		2:09.353	49.528	44.172	35.653	167.7	3:00:10.709
46		2:09.626	49.117	44.677	35.832	165.8	3:02:20.335
47		2:09.315	49.369	44.122	35.824	168.4	3:04:29.650
48		2:09.699	49.238	44.064	36.397	165.1	3:06:39.349
49		2:09.196	49.181	43.760	36.255	166.6	3:08:48.545
50		2:09.332	49.439	43.865	36.028	166.1	3:10:57.877
51		2:09.514	49.788	43.913	35.813	165.6	3:13:07.391
52		2:09.498	49.354	44.480	35.664	171.1	3:15:16.889
53		2:10.109	48.839	44.016	37.254	170.3	3:17:26.998

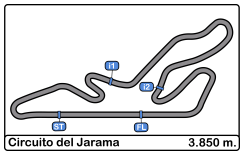

Circuito del Jarama
VI UV Endurance RACE Jarama
Carrera 8 horas resistencia
Lap Analysis

46 UV-SAYAGO Citroen Saxo
SAXO UV-SAYAGO

Vta.	D	Tiempo	Sector 1	Sector 2	Sector 3	V. Max.	Elapsed
54		2:09.831	49.755	44.008	36.068	166.1	3:19:36.829
55		2:09.154	49.258	44.006	35.890	166.6	3:21:45.983
56		2:08.751	49.294	43.684	35.773	168.4	3:23:54.734
57		2:09.053	49.175	44.071	35.807	164.6	3:26:03.787
58		2:08.856	49.153	43.790	35.913	164.1	3:28:12.643
59		2:10.428	49.656	43.621	37.151	165.8	3:30:23.071
60		2:07.977	49.190	43.308	35.479	168.2	3:32:31.048
61		2:09.178	48.877	44.236	36.065	170.3	3:34:40.226
62		4:42.336	P 48.922	43.611	3:09.803	166.9	3:39:22.562
63		8:18.044	6:42.734	54.234	41.076	40.2	3:47:40.606
64		2:23.399	54.626	49.796	38.977	123.4	3:50:04.005
65		2:41.005	1:11.681	49.553	39.771	151.8	3:52:45.010
66		2:24.880	55.517	50.193	39.170	140.8	3:55:09.890
67		2:25.562	56.667	49.609	39.286	139.8	3:57:35.452
68		2:24.285	55.984	48.865	39.436	143.4	3:59:59.737
69		2:25.878	56.703	49.017	40.158	142.4	4:02:25.615
70		2:22.847	56.081	47.808	38.958	141.9	4:04:48.462
71		2:20.492	52.811	48.762	38.919	154.5	4:07:08.954
72		2:21.618	53.442	47.947	40.229	145.3	4:09:30.572
73		2:24.868	57.120	49.139	38.609	152.1	4:11:55.440
74		2:21.195	54.943	47.639	38.613	133.9	4:14:16.635
75		2:22.653	54.059	49.888	38.706	149.3	4:16:39.288
76		2:22.113	53.369	47.370	41.374	151.0	4:19:01.401
77		2:18.632	53.134	46.243	39.255	147.3	4:21:20.033
78		2:22.354	54.395	48.098	39.861	154.9	4:23:42.387
79		2:21.810	52.403	48.168	41.239	157.4	4:26:04.197
80		2:23.900	53.804	50.521	39.575	159.2	4:28:28.097
81		2:19.473	53.876	47.388	38.209	156.0	4:30:47.570
82		2:23.168	54.748	49.572	38.848	157.2	4:33:10.738
83		2:22.310	56.221	47.068	39.021	149.7	4:35:33.048
84		2:19.071	53.332	47.985	37.754	146.9	4:37:52.119
85		2:18.046	52.509	46.912	38.625	150.0	4:40:10.165
86		2:15.439	51.302	46.523	37.614	158.5	4:42:25.604
87		2:20.207	53.635	49.276	37.296	157.2	4:44:45.811
88		2:14.112	50.561	46.673	36.878	160.2	4:46:59.923
89		2:13.030	50.726	45.251	37.053	163.1	4:49:12.953
90		2:13.784	50.412	46.592	36.780	164.8	4:51:26.737
91		2:36.478	1:09.372	49.279	37.827	167.4	4:54:03.215
92		2:14.965	51.764	45.843	37.358	153.1	4:56:18.180
93		2:18.335	51.915	46.775	39.645	162.1	4:58:36.515
94		2:24.657	58.487	48.074	38.096	147.1	5:01:01.172
95		6:30.332	P 56.659	52.677	4:40.996	147.5	5:07:31.504
96		5:52.314	4:30.049	45.494	36.771	86.4	5:13:23.818
97		2:10.954	49.788	44.690	36.476	169.5	5:15:34.772
98		2:09.966	49.390	44.303	36.273	169.8	5:17:44.738
99		2:10.513	49.497	44.261	36.755	170.0	5:19:55.251
100		2:09.734	49.273	44.156	36.305	172.2	5:22:04.985
101		2:11.498	50.953	44.458	36.087	168.7	5:24:16.483
102		2:10.388	49.546	44.700	36.142	173.0	5:26:26.871
103		2:08.674	48.971	43.736	35.967	173.6	5:28:35.545
104		2:08.152	48.823	43.602	35.727	172.8	5:30:43.697
105		2:09.182	48.819	44.225	36.138	175.8	5:32:52.879
106		2:09.170	49.287	43.746	36.137	171.4	5:35:02.049

46 UV-SAYAGO Citroen Saxo
SAXO UV-SAYAGO

Vta.	D	Tiempo	Sector 1	Sector 2	Sector 3	V. Max.	Elapsed
107		2:07.830	48.544	43.486	35.800	173.3	5:37:09.879
108		2:11.092	50.536	44.139	36.417	174.1	5:39:20.971
109		2:07.667	48.508	43.506	35.653	174.7	5:41:28.638
110		2:07.349	48.248	43.485	35.616	174.7	5:43:35.987
111		2:08.167	48.316	44.099	35.752	174.1	5:45:44.154
112		2:16.585	48.523	43.368	44.694	176.1	5:48:00.739
113		2:08.523	49.169	43.485	35.869	169.5	5:50:09.262
114		2:07.516	48.359	43.408	35.749	173.6	5:52:16.778
115		2:07.772	48.439	43.522	35.811	172.8	5:54:24.550
116		2:07.658	48.444	43.560	35.654	173.3	5:56:32.208
117		2:08.410	48.437	43.567	36.406	175.6	5:58:40.618
118		2:08.039	48.609	43.687	35.743	173.9	6:00:48.657
119		2:07.548	48.387	43.529	35.632	172.5	6:02:56.205
120		2:08.366	48.744	43.833	35.789	172.8	6:05:04.571
121		2:07.316	48.414	43.348	35.554	173.9	6:07:11.887
122		2:07.340	48.501	43.351	35.488	173.3	6:09:19.227
123		2:08.481	49.299	43.512	35.670	177.6	6:11:27.708
124		3:36.440	P 48.340	43.472	2:04.628	172.5	6:15:04.148
125		8:23.057	6:46.137	53.059	43.861	70.3	6:23:27.205
126		2:55.379	59.091	50.399	1:05.889	117.6	6:26:22.584
127		4:03.280	1:44.428	1:37.656	41.196	55.2	6:30:25.864
128		2:12.448	51.602	44.602	36.244	149.7	6:32:38.312
129		2:10.258	49.279	44.639	36.340	169.8	6:34:48.570
130		2:10.204	49.548	44.500	36.156	169.0	6:36:58.774
131		2:10.020	49.199	44.495	36.326	170.6	6:39:08.794
132		2:10.321	49.296	44.693	36.332	170.6	6:41:19.115
133		2:10.477	49.476	44.703	36.298	168.4	6:43:29.592
134		2:09.824	49.683	44.564	35.577	167.1	6:45:39.416
135		2:09.104	48.938	44.342	35.824	169.5	6:47:48.520
136		2:09.557	49.370	44.214	35.973	157.2	6:49:58.077
137		2:08.659	49.125	43.874	35.660	167.7	6:52:06.736
138		2:09.969	49.064	44.639	36.266	169.5	6:54:16.705
139		2:09.417	49.492	43.784	36.141	172.8	6:56:26.122
140		2:09.900	50.332	43.731	35.837	168.7	6:58:36.022
141		2:09.844	48.847	44.571	36.426	170.8	7:00:45.866
142		2:10.329	49.946	44.726	35.657	175.8	7:02:56.195
143		2:21.787	P 50.607	44.371	46.809	156.0	7:05:17.982
144		3:06.693	1:46.481	44.404	35.808	94.4	7:08:24.675
145		2:09.560	49.595	44.271	35.694	171.4	7:10:34.235
146		2:11.375	49.459	45.666	36.250	169.0	7:12:45.610
147		2:11.350	51.293	44.211	35.846	169.5	7:14:56.960
148		2:10.179	49.188	44.504	36.487	168.4	7:17:07.139
149		2:08.639	48.931	43.946	35.762	171.1	7:19:15.778
150		2:09.152	49.124	44.253	35.775	172.8	7:21:24.930
151		2:08.815	49.288	43.869	35.658	171.1	7:23:33.745
152		2:09.960	49.434	44.539	35.987	174.4	7:25:43.705
153		2:09.677	49.302	44.391	35.984	169.8	7:27:53.382
154		2:10.418	49.634	44.424	36.360	163.8	7:30:03.800
155		2:10.376	49.530	44.702	36.144	167.7	7:32:14.176
156		2:12.069	49.399	45.748	36.922	167.7	7:34:26.245
157		2:09.379	49.455	44.111	35.813	160.2	7:36:35.624
158		2:10.078	49.589	44.545	35.944	162.8	7:38:45.702
159		2:10.254	49.706	44.638	35.910	162.6	7:40:55.956

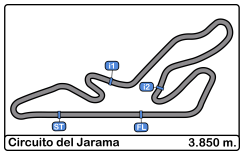

Circuito del Jarama
VI UV Endurance RACE Jarama
Carrera 8 horas resistencia
Lap Analysis

46 UV-SAYAGO Citroen Saxo

SAXO UV-SAYAGO

Vta.	D	Tiempo	Sector 1	Sector 2	Sector 3	V. Max.	Elapsed
160		2:10.026	49.738	44.530	35.758	164.3	7:43:05.982
161		2:09.575	49.113	44.157	36.305	167.1	7:45:15.557
162		2:08.388	48.828	43.814	35.746	172.5	7:47:23.945
163		2:09.268	49.214	44.007	36.047	169.2	7:49:33.213
164		2:09.464	49.257	44.372	35.835	166.6	7:51:42.677
165		2:09.364	49.719	44.015	35.630	159.0	7:53:52.041
166		2:09.695	49.278	44.375	36.042	170.8	7:56:01.736
167		2:10.737	49.259	45.447	36.031	166.4	7:58:12.473
168		2:09.267	49.322	44.007	35.938	160.7	8:00:21.740
169		2:09.656	49.710	44.001	35.945	167.9	8:02:31.396

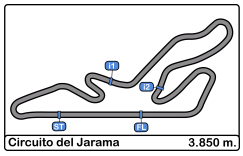

Circuito del Jarama
VI UV Endurance RACE Jarama
Carrera 8 horas resistencia
Analysis by Lap

Lap 1

Num	Lap Time	Gap
19	2:03.288	
24	2:04.464	01.176
21	2:05.883	02.595
11	2:07.973	04.685
16	2:08.839	05.551
26	2:11.308	08.020
14	2:12.785	09.497
9	2:14.090	10.802
34	2:14.293	11.005
1	2:15.281	11.993
27	2:16.040	12.752
2	2:16.900	13.612
12	2:17.278	13.990
31	2:18.576	15.288
29	2:19.621	16.333
8	2:20.439	17.151
5	2:22.179	18.891
20	2:23.760	20.472
10	2:24.403	21.115
7	2:25.420	22.132
17	2:25.782	22.494
30	2:25.795	22.507
3	2:27.375	24.087
28	2:28.633	25.345
33	2:29.522	26.234
25	2:31.826	28.538
22	2:31.849	28.561
32	2:33.979	30.691
6	2:34.031	30.743
18	2:36.177	32.889
40	2:55.812	52.524

Lap 2

Num	Lap Time	Gap
19	1:55.403	
24	1:55.845	01.618
21	1:57.489	04.681
11	1:58.134	07.416
16	1:59.678	09.826
26	2:02.328	14.945
46	4:13.766	1 Lap
14	2:02.002	16.096
34	2:01.091	16.693
1	2:02.430	19.020
9	2:05.797	21.196
27	2:04.345	21.694
12	2:03.458	22.045
2	2:04.166	22.375
31	2:03.035	22.920
29	2:05.967	26.897
8	2:05.623	27.371
5	2:06.604	30.092
10	2:04.734	30.446
20	2:07.594	32.663
7	2:07.899	34.628
30	2:08.397	35.501
17	2:08.523	35.614
3	2:08.552	37.236
32	2:02.232	37.520
28	2:09.865	39.807
33	2:11.112	41.943
6	2:07.124	42.464
25	2:11.903	45.038
22	2:13.089	46.247
18	2:15.152	52.638
40	2:17.527	1:14.648

Lap 3

Num	Lap Time	Gap
19	1:55.372	
24	1:55.917	02.163
21	1:57.758	07.067
11	1:57.689	09.733
16	2:00.633	15.087
26	2:02.860	22.433
14	2:02.237	22.961
34	2:01.986	23.307
1	2:02.187	25.835
46	2:09.887	1 Lap
27	2:03.651	29.973
2	2:04.074	31.077
12	2:05.048	31.721
31	2:04.726	32.274
9	2:08.974	34.798
29	2:04.618	36.143
8	2:05.791	37.790
10	2:04.630	39.704
5	2:06.809	41.529
20	2:06.111	43.402
32	2:03.579	45.727
7	2:08.938	48.194
17	2:08.127	48.369
30	2:09.292	49.421
3	2:08.389	50.253
28	2:06.979	51.414
6	2:04.791	51.883
33	2:13.038	59.609
25	2:11.999	1:01.665
22	2:11.772	1:02.647
18	2:14.123	1:11.389
40	2:16.857	1:36.133

Lap 4

Num	Lap Time	Gap
19	1:55.432	
24	1:56.020	02.751
21	1:57.590	09.225
11	1:58.551	12.852
16	2:00.436	20.091
26	2:02.115	29.116
34	2:02.057	29.932
14	2:03.030	30.559
1	2:01.770	32.173
27	2:03.906	38.447
2	2:03.043	38.688
12	2:03.481	39.770
31	2:03.684	40.526
9	2:05.298	44.664
46	2:11.765	1 Lap
29	2:05.287	45.998
8	2:05.138	47.496
10	2:05.881	50.153
5	2:07.053	53.150
32	2:03.074	53.369
20	2:06.609	54.579
17	2:06.777	59.714
7	2:10.154	1:02.916
30	2:09.192	1:03.181
3	2:09.266	1:04.087
6	2:07.798	1:04.249
28	2:09.584	1:05.566
33	2:11.580	1:15.757
22	2:11.824	1:19.039
25	2:16.742	1:22.975
18	2:13.753	1:29.710

Lap 5

Num	Lap Time	Gap
19	1:55.234	
40	2:18.183	1 Lap
24	1:56.456	03.973
21	1:57.572	11.563
11	1:58.612	16.230
16	2:00.622	25.479
34	2:02.039	36.737
14	2:02.409	37.734
26	2:04.603	38.485
1	2:01.654	38.593
2	2:03.259	46.713
27	2:04.407	47.620
12	2:03.632	48.168
31	2:03.477	48.769
9	2:04.626	54.056
29	2:05.090	55.854
8	2:04.681	56.943
46	2:09.074	1 Lap
10	2:05.615	1:00.534
32	2:02.526	1:00.661
5	2:06.948	1:04.864
20	2:05.759	1:05.104
17	2:05.319	1:09.799
6	2:06.369	1:15.384
7	2:08.722	1:16.404
30	2:09.109	1:17.056
3	2:08.815	1:17.668
28	2:08.601	1:18.933
33	2:10.598	1:31.121
22	2:12.214	1:36.019
25	2:13.617	1:41.358
18	2:12.627	1:47.103

Lap 6

Num	Lap Time	Gap
19	1:55.492	
24	1:56.107	04.588
21	1:57.817	13.888
11	1:59.609	20.347
40	2:18.979	1 Lap
16	2:00.144	30.131
34	2:01.312	42.557
14	2:02.081	44.323
1	2:01.942	45.043
26	2:03.343	46.336
2	2:02.625	53.846
27	2:02.532	54.660
12	2:03.149	55.825
31	2:03.224	56.501
9	2:04.051	1:02.615
29	2:04.406	1:04.768
8	2:05.229	1:06.680
32	2:03.736	1:08.905
10	2:07.678	1:12.720
46	2:09.856	1 Lap
20	2:04.521	1:14.133
5	2:07.037	1:16.409
17	2:05.262	1:19.569
6	2:06.521	1:26.413
7	2:08.303	1:29.215
30	2:08.022	1:29.586
3	2:08.110	1:30.286
28	2:08.136	1:31.577
33	2:09.555	1:45.184
22	2:10.987	1:51.514

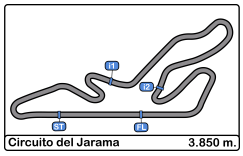

Circuito del Jarama
VI UV Endurance RACE Jarama
Carrera 8 horas resistencia
Analysis by Lap

Num	Lap Time	Gap
Lap 7		
19	1:56.235	
25	2:14.258	1 Lap
24	1:56.343	04.696
21	1:57.611	15.264
11	1:58.855	22.967
16	1:59.520	33.416
34	2:02.500	48.822
14	2:02.279	50.367
1	2:02.433	51.241
26	2:03.409	53.510
40	2:24.717	1 Lap
2	2:03.087	1:00.698
27	2:03.483	1:01.908
12	2:03.666	1:03.256
31	2:03.463	1:03.729
9	2:09.941	1:16.321
32	2:04.615	1:17.285
29	2:09.742	1:18.275
8	2:08.877	1:19.322
20	2:07.759	1:25.657
10	2:12.706	1:29.191
46	2:11.587	1 Lap
5	2:10.356	1:30.530
17	2:09.480	1:32.814
6	2:27.791	1:57.969
30	2:25.244	1:58.595
7	2:26.460	1:59.440
3	2:25.972	2:00.023
28	2:25.565	2:00.907
33	2:14.277	2:03.226
Num	**Lap Time**	**Gap**
Lap 8		
19	2:06.018	
22	2:19.402	1 Lap
24	2:11.085	09.763
25	2:19.687	1 Lap
21	2:10.196	19.442
11	2:04.112	21.061
16	2:12.634	40.032
34	2:27.641	1:10.445
14	2:27.194	1:11.543
1	2:27.900	1:13.123
26	2:27.260	1:14.752
40	2:28.588	1 Lap
2	2:23.838	1:18.518
27	2:23.648	1:19.538
12	2:24.137	1:21.375
31	2:26.053	1:23.764
9	2:19.475	1:29.778
32	2:19.112	1:30.379
29	2:18.628	1:30.885
8	2:21.281	1:34.585
20	2:18.000	1:37.639
10	2:16.449	1:39.622
46	2:18.778	1 Lap
5	2:18.499	1:43.011
17	2:17.007	1:43.803
6	3:12.554	3:04.505
30	3:12.956	3:05.533
7	3:12.534	3:05.956
3	3:12.510	3:06.515
28	3:12.446	3:07.335
33	3:11.109	3:08.317
22	3:00.614	3:09.277
18	7:23.581	2 Laps
Num	**Lap Time**	**Gap**
Lap 9		
19	4:10.372	
24	4:01.830	01.221
25	3:57.083	1 Lap
21	3:55.322	04.392
11	3:54.127	04.816
16	3:35.818	05.478
34	3:08.683	08.756
14	3:07.877	09.048
1	3:06.971	09.722
26	3:08.063	12.443
2	3:05.782	13.928
27	3:06.247	15.413
40	3:07.662	1 Lap
12	3:04.655	15.658
31	3:03.227	16.619
9	2:58.733	18.139
32	2:58.435	18.442
29	2:58.955	19.468
8	2:56.009	20.222
20	2:54.096	21.363
10	2:53.797	23.047
46	2:52.422	1 Lap
5	2:51.819	24.458
17	2:51.555	24.986
6	2:28.872	1:23.005
30	2:29.427	1:24.588
28	2:27.841	1:24.804
7	2:31.139	1:26.723
33	2:29.267	1:27.212
3	2:32.389	1:28.532
22	2:30.647	1:29.552
18	2:28.765	2 Laps
Num	**Lap Time**	**Gap**
Lap 10		
19	1:54.495	
24	1:55.667	02.393
11	1:57.857	08.178
21	1:58.482	08.379
16	1:58.640	09.623
34	2:00.899	15.160
1	2:02.294	17.521
14	2:03.364	17.917
26	2:01.981	19.929
2	2:02.666	22.099
27	2:04.049	24.967
12	2:04.093	25.256
31	2:04.177	26.301
32	2:02.941	26.888
25	2:18.311	1 Lap
9	2:05.412	29.056
29	2:05.155	30.128
8	2:05.408	31.135
20	2:06.365	33.233
5	2:06.706	36.669
10	2:09.229	37.781
17	2:08.218	38.709
46	2:10.846	1 Lap
40	2:20.887	1 Lap
6	2:05.246	1:33.756
28	2:04.976	1:35.285
30	2:08.711	1:38.804
7	2:07.481	1:39.709
33	2:08.823	1:41.540
3	2:08.444	1:42.481
22	2:10.148	1:45.205
18	2:12.826	2 Laps
Num	**Lap Time**	**Gap**
Lap 11		
19	1:55.084	
24	1:56.532	03.841
21	1:56.766	10.061
11	1:59.004	12.098
16	1:58.700	13.239
34	2:00.841	20.917
1	2:00.932	23.369
14	2:02.012	24.845
26	2:02.512	27.357
2	2:02.496	29.511
27	2:02.950	32.833
12	2:03.083	33.255
31	2:02.559	33.776
32	2:02.403	34.207
9	2:03.852	37.824
29	2:04.562	39.606
8	2:05.240	41.291
20	2:05.596	43.745
25	2:15.136	1 Lap
5	2:06.906	48.491
10	2:06.878	49.575
17	2:06.150	49.775
46	2:08.577	1 Lap
40	2:16.446	1 Lap
6	2:05.303	1:43.975
28	2:05.269	1:45.470
30	2:08.344	1:52.064
7	2:07.713	1:52.338
33	2:08.927	1:55.383
Num	**Lap Time**	**Gap**
Lap 12		
19	1:55.651	
3	2:08.639	1 Lap
24	1:56.609	04.799
22	2:10.814	1 Lap
21	1:57.449	11.859
18	2:15.504	3 Laps
11	1:58.345	14.792
16	1:58.845	16.433
34	2:01.878	27.144
1	2:01.436	29.154
14	2:02.126	31.320
26	2:02.376	34.082
2	2:02.994	36.854
27	2:03.295	40.477
12	2:03.137	40.741
31	2:03.601	41.726
32	2:03.756	42.312
9	2:04.399	46.572
29	2:04.317	48.272
8	2:04.267	49.907
20	2:05.167	53.261
5	2:07.008	59.848
10	2:08.100	1:02.024
17	2:07.999	1:02.123
25	2:14.332	1 Lap
46	2:09.051	1 Lap
40	2:15.726	1 Lap
6	2:05.338	1:53.662
28	2:05.052	1:54.871
Num	**Lap Time**	**Gap**
Lap 13		
19	1:55.792	
24	1:57.090	06.097

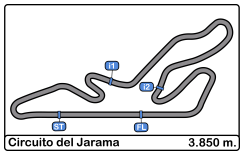

Circuito del Jarama
VI UV Endurance RACE Jarama
Carrera 8 horas resistencia
Analysis by Lap

Num	Lap Time	Gap
30	2:09.622	1 Lap
7	2:09.521	1 Lap
33	2:09.203	1 Lap
21	1:57.257	13.324
3	2:09.789	1 Lap
11	1:58.548	17.548
16	1:58.432	19.073
22	2:12.426	1 Lap
18	2:13.491	3 Laps
34	2:01.269	32.621
1	2:01.543	34.905
14	2:02.311	37.839
26	2:02.362	40.652
2	2:03.327	44.389
27	2:02.937	47.622
12	2:02.977	47.926
31	2:02.858	48.792
32	2:03.124	49.644
9	2:04.332	55.112
29	2:05.051	57.531
8	2:04.981	59.096
20	2:05.175	1:02.644
5	2:07.347	1:11.403
17	2:05.617	1:11.948
10	2:08.340	1:14.572
46	2:09.034	1 Lap
25	2:14.861	1 Lap
40	2:17.046	1 Lap
Lap 14		
19	1:55.295	
24	1:56.733	07.535
6	2:07.580	1 Lap
28	2:07.055	1 Lap
21	1:57.755	15.784
11	2:00.323	22.576
16	1:59.993	23.771
7	2:10.241	1 Lap
30	2:10.633	1 Lap
33	2:09.275	1 Lap

Num	Lap Time	Gap
3	2:09.025	1 Lap
22	2:11.819	1 Lap
34	2:02.059	39.385
1	2:02.110	41.720
14	2:02.146	44.690
26	2:03.068	48.425
2	2:03.080	52.174
18	2:15.380	3 Laps
12	2:02.219	54.850
27	2:03.697	56.024
31	2:03.507	57.004
32	2:03.685	58.034
9	2:04.549	1:04.366
29	2:04.311	1:06.547
8	2:04.979	1:08.780
20	2:05.686	1:13.035
17	2:06.598	1:23.251
5	2:07.222	1:23.330
10	2:08.221	1:27.498
46	2:09.252	1 Lap
25	2:16.488	1 Lap
Lap 15		
19	1:55.219	
24	1:56.608	08.924
40	2:18.947	2 Laps
21	1:57.911	18.476
6	2:07.125	1 Lap
28	2:06.917	1 Lap
11	1:58.725	26.082
16	1:58.661	27.213
7	2:08.085	1 Lap
30	2:08.810	1 Lap
33	2:07.951	1 Lap
3	2:07.933	1 Lap
34	2:02.208	46.374
1	2:00.846	47.347
14	2:02.324	51.795
22	2:12.094	1 Lap
26	2:02.436	55.642

Num	Lap Time	Gap
2	2:03.168	1:00.123
12	2:03.086	1:02.717
27	2:02.864	1:03.669
31	2:03.607	1:05.392
32	2:03.513	1:06.328
18	2:14.520	3 Laps
9	2:03.757	1:12.904
29	2:04.229	1:15.557
8	2:04.858	1:18.419
20	2:05.132	1:22.948
17	2:04.932	1:32.964
5	2:07.207	1:35.318
10	2:08.012	1:40.291
46	2:09.916	1 Lap
Lap 16		
19	1:56.535	
24	1:56.161	08.550
25	2:17.191	2 Laps
21	1:57.737	19.678
11	2:01.851	31.398
16	2:01.492	32.170
28	2:07.853	1 Lap
6	2:08.749	1 Lap
40	2:19.613	2 Laps
7	2:08.394	1 Lap
30	2:08.377	1 Lap
33	2:08.903	1 Lap
34	2:02.490	52.329
1	2:02.690	53.502
3	2:09.521	1 Lap
14	2:02.962	58.222
26	2:02.815	1:01.922
2	2:02.914	1:06.502
12	2:02.515	1:08.697
27	2:02.669	1:09.803
31	2:03.215	1:12.072
22	2:13.554	1 Lap
32	2:02.600	1:12.393
9	2:03.444	1:19.813

Num	Lap Time	Gap
29	2:04.779	1:23.801
8	2:06.134	1:28.018
18	2:15.342	3 Laps
20	2:04.991	1:31.404
17	2:05.501	1:41.930
5	2:07.296	1:46.079
10	2:09.011	1:52.767
Lap 17		
19	1:56.623	
24	1:56.399	08.326
46	2:12.640	2 Laps
21	1:58.162	21.217
25	2:15.382	2 Laps
11	1:58.752	33.527
16	1:58.293	33.840
28	2:05.805	1 Lap
6	2:06.205	1 Lap
40	2:16.695	2 Laps
34	2:02.410	58.116
1	2:02.905	59.784
7	2:09.791	1 Lap
30	2:10.384	1 Lap
33	2:09.692	1 Lap
14	2:03.803	1:05.402
3	2:08.771	1 Lap
26	2:02.573	1:07.872
2	2:03.178	1:13.057
27	2:03.262	1:16.442
31	2:03.676	1:19.125
32	2:04.067	1:19.837
12	2:08.552	1:20.626
9	2:04.414	1:27.604
22	2:13.680	1 Lap
29	2:04.838	1:32.016
8	2:05.241	1:36.636
20	2:05.355	1:40.136
18	2:15.836	3 Laps
17	2:05.512	1:50.819

Num	Lap Time	Gap
Lap 18		
19	1:57.031	
5	2:07.643	1 Lap
24	1:56.261	07.556
10	2:10.634	1 Lap
21	1:58.268	22.454
46	2:10.869	2 Laps
11	1:58.489	34.985
16	1:58.471	35.280
28	2:06.527	1 Lap
6	2:07.027	1 Lap
25	2:20.340	2 Laps
34	2:01.922	1:03.007
1	2:02.319	1:05.072
14	2:04.405	1:12.776
7	2:09.522	1 Lap
30	2:09.189	1 Lap
26	2:07.922	1:18.763
2	2:03.801	1:19.827
33	2:11.626	1 Lap
3	2:11.737	1 Lap
27	2:03.024	1:22.435
31	2:03.020	1:25.114
32	2:02.880	1:25.686
40	2:26.650	2 Laps
12	2:02.597	1:26.192
9	2:03.656	1:34.229
29	2:04.985	1:39.970
8	2:05.898	1:45.503
20	2:05.409	1:48.514
Lap 19		
19	1:56.830	
22	2:25.810	2 Laps
17	2:07.249	1 Lap
24	1:56.670	07.396
5	2:07.719	1 Lap
18	2:17.387	4 Laps
10	2:07.763	1 Lap
21	1:57.552	23.176

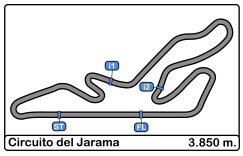

Circuito del Jarama
VI UV Endurance RACE Jarama
Carrera 8 horas resistencia
Analysis by Lap

Num	Lap Time	Gap
11	1:58.826	36.981
16	1:59.078	37.528
28	2:05.259	1 Lap
6	2:05.027	1 Lap
34	2:02.062	1:08.239
1	2:02.260	1:10.502
25	2:16.775	2 Laps
14	2:03.010	1:18.956
26	2:02.173	1:24.106
2	2:03.694	1:26.691
7	2:08.760	1 Lap
30	2:09.060	1 Lap
27	2:04.082	1:29.687
33	2:09.586	1 Lap
31	2:04.787	1:33.071
12	2:04.568	1:33.930
3	2:11.135	1 Lap
32	2:06.209	1:35.065
9	2:03.911	1:41.310
40	2:17.409	2 Laps
29	2:06.923	1:50.063
8	2:04.581	1:53.254
Num	**Lap Time**	**Gap**
Lap 20		
19	1:56.605	
20	2:07.235	1 Lap
24	1:56.458	07.249
17	2:06.647	1 Lap
5	2:06.562	1 Lap
21	1:58.120	24.691
18	2:13.325	4 Laps
10	2:08.843	1 Lap
22	2:33.308	2 Laps
11	1:58.407	38.783
16	1:58.475	39.398
28	2:04.980	1 Lap
6	2:04.988	1 Lap
46	4:45.595	3 Laps
1	2:03.160	1:17.057
14	2:02.514	1:24.865

Num	Lap Time	Gap
26	2:03.180	1:30.681
25	2:14.367	2 Laps
2	2:02.280	1:32.366
27	2:03.454	1:36.536
31	2:04.793	1:41.259
12	2:04.137	1:41.462
32	2:03.672	1:42.132
7	2:11.461	1 Lap
30	2:10.923	1 Lap
33	2:09.551	1 Lap
3	2:07.625	1 Lap
9	2:04.167	1:48.872
Num	**Lap Time**	**Gap**
Lap 21		
19	1:56.436	
29	2:05.037	1 Lap
8	2:06.335	1 Lap
24	1:56.929	07.742
20	2:06.290	1 Lap
40	2:21.693	3 Laps
17	2:05.910	1 Lap
21	1:57.598	25.853
5	2:06.944	1 Lap
11	1:59.951	42.298
16	1:59.565	42.527
10	2:09.602	1 Lap
18	2:13.526	4 Laps
22	2:11.018	2 Laps
28	2:05.461	1 Lap
6	2:05.641	1 Lap
1	2:02.946	1:23.567
14	2:03.161	1:31.590
26	2:02.640	1:36.885
2	2:02.450	1:38.380
27	2:02.917	1:43.017
12	2:02.635	1:47.661
31	2:04.729	1:49.552
32	2:04.383	1:50.079
25	2:15.389	2 Laps
7	2:08.957	1 Lap

Num	Lap Time	Gap
9	2:03.720	1:56.156
Num	**Lap Time**	**Gap**
Lap 22		
19	1:56.539	
30	2:10.144	2 Laps
33	2:09.097	2 Laps
3	2:08.889	2 Laps
24	1:56.642	07.845
29	2:05.264	1 Lap
8	2:06.836	1 Lap
21	1:58.050	27.364
17	2:05.887	1 Lap
20	2:18.453	1 Lap
40	2:16.696	3 Laps
5	2:07.083	1 Lap
11	1:59.090	44.849
16	1:58.899	44.887
10	2:08.256	1 Lap
18	2:12.152	4 Laps
22	2:11.259	2 Laps
34	5:59.159	2 Laps
28	2:05.895	1 Lap
6	2:05.319	1 Lap
1	2:02.339	1:29.367
14	2:02.904	1:37.955
26	2:02.597	1:42.943
2	2:02.648	1:44.489
27	2:03.023	1:49.501
12	2:02.116	1:53.238
32	2:02.309	1:55.849
31	2:04.094	1:57.107
Num	**Lap Time**	**Gap**
Lap 23		
19	1:57.674	
9	2:02.975	1 Lap
25	2:12.412	3 Laps
7	2:09.690	2 Laps
30	2:08.398	2 Laps
3	2:07.408	2 Laps
33	2:09.406	2 Laps

Num	Lap Time	Gap
29	2:05.521	1 Lap
8	2:05.860	1 Lap
21	1:58.973	28.663
17	2:05.747	1 Lap
24	2:32.737	42.908
16	1:58.613	45.826
11	2:01.051	48.226
5	2:08.185	1 Lap
40	2:16.225	3 Laps
10	2:08.951	1 Lap
18	2:10.921	4 Laps
22	2:10.794	2 Laps
1	2:04.494	1:36.187
28	2:07.656	1 Lap
6	2:08.020	1 Lap
14	2:02.779	1:43.060
26	2:02.387	1:47.656
2	2:03.333	1:50.148
27	2:03.439	1:55.266
Num	**Lap Time**	**Gap**
Lap 24		
19	1:56.496	
12	2:02.826	1 Lap
32	2:01.887	1 Lap
31	2:03.848	1 Lap
9	2:03.774	1 Lap
7	2:09.504	2 Laps
30	2:09.054	2 Laps
33	2:09.036	2 Laps
25	2:14.105	3 Laps
29	2:05.471	1 Lap
3	2:14.115	2 Laps
21	1:57.508	29.675
8	2:05.275	1 Lap
16	1:58.812	48.142
17	2:05.354	1 Lap
11	1:59.786	51.516
5	2:07.236	1 Lap
40	2:15.415	3 Laps
10	2:08.420	1 Lap

Num	Lap Time	Gap
20	4:47.532	2 Laps
18	2:10.180	4 Laps
22	2:10.587	2 Laps
1	2:02.836	1:42.527
6	2:04.537	1 Lap
28	2:07.308	1 Lap
14	2:02.463	1:49.027
26	2:02.725	1:53.885
2	2:02.577	1:56.229
Num	**Lap Time**	**Gap**
Lap 25		
19	1:58.216	
27	2:03.423	1 Lap
12	2:01.593	1 Lap
32	2:02.425	1 Lap
31	2:02.546	1 Lap
9	2:04.493	1 Lap
34	5:02.178	4 Laps
21	1:59.005	30.464
7	2:08.939	2 Laps
29	2:06.273	1 Lap
30	2:10.777	2 Laps
33	2:10.479	2 Laps
3	2:08.223	2 Laps
8	2:05.526	1 Lap
25	2:14.808	3 Laps
16	2:00.747	50.673
11	2:00.178	53.478
17	2:05.966	1 Lap
5	2:07.219	1 Lap
10	2:08.885	1 Lap
40	2:18.544	3 Laps
20	2:12.067	2 Laps
18	2:11.763	4 Laps
1	2:02.887	1:47.198
22	2:10.928	2 Laps
6	2:04.533	1 Lap
14	2:03.582	1:54.393
28	2:06.683	1 Lap

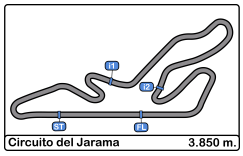

Circuito del Jarama
VI UV Endurance RACE Jarama
Carrera 8 horas resistencia
Analysis by Lap

Lap 26

Num	Lap Time	Gap
19	1:57.737	
26	2:02.158	1 Lap
2	2:03.225	1 Lap
27	2:03.371	1 Lap
12	2:02.286	1 Lap
32	2:01.652	1 Lap
31	2:03.470	1 Lap
9	2:05.866	1 Lap
34	1:59.776	4 Laps
21	1:58.049	30.776
29	2:04.630	1 Lap
7	2:10.090	2 Laps
30	2:08.587	2 Laps
8	2:06.453	1 Lap
3	2:09.423	2 Laps
16	1:59.988	52.924
11	2:00.424	56.165
25	2:11.785	3 Laps
33	2:21.357	2 Laps
17	2:08.399	1 Lap
5	2:07.265	1 Lap
10	2:08.336	1 Lap
40	2:16.401	3 Laps
1	2:03.535	1:52.996
20	2:11.974	2 Laps
22	2:11.567	2 Laps
14	2:04.700	2:01.356
26	2:03.068	2:03.158

Lap 27

Num	Lap Time	Gap
19	2:03.176	
6	2:08.311	2 Laps
2	2:02.946	1 Lap
28	2:08.406	2 Laps
18	2:25.061	5 Laps
12	2:02.115	1 Lap
27	2:02.837	1 Lap
32	2:01.768	1 Lap
31	2:03.375	1 Lap
21	1:57.454	25.054
9	2:03.007	1 Lap
34	2:00.306	4 Laps
29	2:05.240	1 Lap
16	2:00.133	49.881
7	2:09.171	2 Laps
8	2:06.450	1 Lap
30	2:09.499	2 Laps
11	2:00.978	53.967
3	2:10.229	2 Laps
25	2:14.218	3 Laps
17	2:07.443	1 Lap
5	2:07.159	1 Lap
10	2:08.405	1 Lap
1	2:03.123	1:52.943

Lap 28

Num	Lap Time	Gap
19	1:59.175	
14	2:02.760	1 Lap
20	2:11.018	3 Laps
2	2:03.090	1 Lap
26	2:06.524	1 Lap
6	2:06.116	2 Laps
28	2:05.507	2 Laps
12	2:02.024	1 Lap
27	2:02.201	1 Lap
32	2:03.073	1 Lap
40	2:28.166	4 Laps
22	2:19.104	3 Laps
31	2:02.905	1 Lap
21	1:56.761	22.640
34	2:00.959	4 Laps
9	2:03.006	1 Lap
29	2:04.727	1 Lap
16	2:00.892	51.598
11	2:01.043	55.835
8	2:05.891	1 Lap
7	2:09.687	2 Laps
30	2:09.632	2 Laps
3	2:10.191	2 Laps
17	2:05.578	1 Lap
25	2:13.123	3 Laps
5	2:07.385	1 Lap
33	4:44.406	3 Laps
1	2:02.948	1:56.716
10	2:08.404	1 Lap

Lap 29

Num	Lap Time	Gap
19	1:57.317	
14	2:02.507	1 Lap
2	2:03.220	1 Lap
20	2:09.319	3 Laps
12	2:02.183	1 Lap
6	2:08.719	2 Laps
27	2:04.588	1 Lap
32	2:02.967	1 Lap
28	2:07.744	2 Laps
26	2:12.467	1 Lap
21	1:59.008	24.331
31	2:04.243	1 Lap
34	2:02.546	4 Laps
9	2:04.148	1 Lap
22	2:17.344	3 Laps
40	2:18.553	4 Laps
16	2:00.078	54.359
11	2:00.709	59.227
29	2:07.874	1 Lap
8	2:05.956	1 Lap
7	2:09.220	2 Laps
30	2:09.599	2 Laps
3	2:08.243	2 Laps
17	2:05.033	1 Lap
25	2:15.057	3 Laps
5	2:07.071	1 Lap

Lap 30

Num	Lap Time	Gap
19	1:58.129	
33	2:13.066	4 Laps
1	2:02.319	1 Lap
10	2:09.189	2 Laps
14	2:03.473	1 Lap
2	2:03.390	1 Lap
12	2:01.792	1 Lap
32	2:02.399	1 Lap
21	1:58.404	24.606
27	2:05.599	1 Lap
20	2:10.923	3 Laps
6	2:08.682	2 Laps
28	2:07.078	2 Laps
26	2:06.683	1 Lap
31	2:03.443	1 Lap
34	2:03.339	4 Laps
9	2:04.572	1 Lap
22	2:11.007	3 Laps
16	2:00.930	57.160
11	1:59.930	1:01.028
29	2:05.305	1 Lap
8	2:05.057	1 Lap
7	2:08.933	2 Laps
30	2:08.970	2 Laps
3	2:08.694	2 Laps
17	2:04.412	1 Lap
5	2:07.230	1 Lap
25	2:13.546	3 Laps

Lap 31

Num	Lap Time	Gap
19	1:57.741	
1	2:04.667	1 Lap
33	2:10.889	4 Laps
14	2:02.894	1 Lap
10	2:09.286	2 Laps
2	2:03.016	1 Lap
21	1:57.003	23.868
12	2:02.449	1 Lap
32	2:02.234	1 Lap
27	2:02.705	1 Lap
6	2:06.394	2 Laps
20	2:07.138	3 Laps
31	2:04.419	1 Lap
28	2:08.452	2 Laps
40	3:58.821	5 Laps
26	2:08.553	1 Lap
34	2:02.461	4 Laps
9	2:04.097	1 Lap
16	2:00.106	59.525
11	2:00.658	1:03.945
22	2:15.021	3 Laps
29	2:05.495	1 Lap
8	2:05.752	1 Lap
7	2:09.145	2 Laps
30	2:08.381	2 Laps
3	2:08.117	2 Laps
17	2:05.956	1 Lap

Lap 32

Num	Lap Time	Gap
19	1:58.493	
5	2:07.372	2 Laps
25	2:15.170	4 Laps
1	2:03.060	1 Lap
14	2:03.864	1 Lap
21	1:57.907	23.282
33	2:09.251	4 Laps
2	2:02.742	1 Lap
12	2:02.023	1 Lap
32	2:02.807	1 Lap
10	2:10.965	2 Laps
27	2:03.503	1 Lap
6	2:05.233	2 Laps
31	2:04.339	1 Lap
20	2:07.428	3 Laps
28	2:06.068	2 Laps
26	2:07.155	1 Lap
34	2:06.418	4 Laps
9	2:05.012	1 Lap
16	2:00.316	1:01.348
11	1:59.218	1:04.670
22	2:11.377	3 Laps
29	2:05.222	1 Lap
8	2:05.467	1 Lap
7	2:08.893	2 Laps

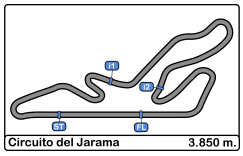

Circuito del Jarama
VI UV Endurance RACE Jarama
Carrera 8 horas resistencia
Analysis by Lap

Num	Lap Time	Gap
30	2:08.748	2 Laps
17	2:05.528	1 Lap
3	2:08.217	2 Laps
Num	**Lap Time**	**Gap**
Lap 33		
19	1:58.395	
5	2:07.538	2 Laps
1	2:03.169	1 Lap
21	1:57.063	21.950
14	2:03.709	1 Lap
25	2:14.226	4 Laps
2	2:03.192	1 Lap
12	2:03.133	1 Lap
33	2:09.414	4 Laps
32	2:02.931	1 Lap
27	2:02.751	1 Lap
10	2:09.378	2 Laps
31	2:02.882	1 Lap
6	2:06.233	2 Laps
28	2:04.501	2 Laps
20	2:06.593	3 Laps
34	2:02.436	4 Laps
26	2:06.755	1 Lap
9	2:03.400	1 Lap
16	1:59.025	1:01.978
11	1:59.814	1:06.089
29	2:05.315	1 Lap
22	2:12.104	3 Laps
8	2:04.656	1 Lap
17	2:07.141	1 Lap
Num	**Lap Time**	**Gap**
Lap 34		
19	1:59.268	
7	2:10.273	3 Laps
30	2:10.615	3 Laps
3	2:08.309	3 Laps
21	1:57.501	20.183
5	2:07.374	2 Laps
1	2:03.046	1 Lap
14	2:02.843	1 Lap

Num	Lap Time	Gap
2	2:03.277	1 Lap
12	2:03.007	1 Lap
32	2:03.782	1 Lap
33	2:08.558	4 Laps
27	2:03.821	1 Lap
25	2:16.403	4 Laps
10	2:07.956	2 Laps
31	2:03.772	1 Lap
6	2:04.253	2 Laps
34	2:01.758	4 Laps
28	2:05.467	2 Laps
16	1:59.011	1:01.721
20	2:05.549	3 Laps
9	2:02.424	1 Lap
11	2:00.436	1:07.257
26	2:09.313	1 Lap
29	2:05.452	1 Lap
8	2:05.274	1 Lap
22	2:13.650	3 Laps
Num	**Lap Time**	**Gap**
Lap 35		
19	1:57.412	
17	2:06.173	2 Laps
3	2:07.819	3 Laps
7	2:10.023	3 Laps
30	2:09.943	3 Laps
21	1:57.608	20.379
1	2:02.291	1 Lap
5	2:07.408	2 Laps
14	2:03.036	1 Lap
12	2:01.720	1 Lap
2	2:03.157	1 Lap
40	7:58.663	8 Laps
32	2:02.544	1 Lap
18	16:27.741	12 Laps
27	2:04.389	1 Lap
33	2:09.418	4 Laps
31	2:03.288	1 Lap
25	2:14.227	4 Laps
16	2:02.197	1:06.506

Num	Lap Time	Gap
6	2:07.585	2 Laps
10	2:12.121	2 Laps
28	2:06.683	2 Laps
9	2:03.073	1 Lap
11	2:00.915	1:10.760
20	2:08.348	3 Laps
34	2:19.593	4 Laps
26	2:09.403	1 Lap
29	2:05.485	1 Lap
8	2:08.105	1 Lap
Num	**Lap Time**	**Gap**
Lap 36		
19	1:56.355	
22	2:10.664	4 Laps
17	2:05.716	2 Laps
21	1:57.796	21.820
3	2:07.925	3 Laps
7	2:09.106	3 Laps
30	2:08.888	3 Laps
1	2:01.772	1 Lap
5	2:07.242	2 Laps
14	2:03.730	1 Lap
12	2:01.975	1 Lap
2	2:01.946	1 Lap
32	2:03.031	1 Lap
27	2:03.480	1 Lap
40	2:17.365	8 Laps
31	2:04.172	1 Lap
33	2:09.309	4 Laps
16	2:01.567	1:11.718
11	1:59.750	1:14.155
6	2:05.555	2 Laps
9	2:04.437	1 Lap
28	2:07.535	2 Laps
20	2:06.011	3 Laps
10	2:11.852	2 Laps
25	2:23.984	4 Laps
26	2:08.175	1 Lap
34	2:10.647	4 Laps
18	2:43.808	12 Laps

Num	Lap Time	Gap
29	2:04.699	1 Lap
Num	**Lap Time**	**Gap**
Lap 37		
19	1:56.928	
8	2:06.332	2 Laps
22	2:11.081	4 Laps
21	1:57.540	22.432
17	2:06.331	2 Laps
3	2:08.127	3 Laps
7	2:08.081	3 Laps
30	2:08.491	3 Laps
1	2:02.248	1 Lap
14	2:03.410	1 Lap
12	2:01.939	1 Lap
5	2:07.986	2 Laps
2	2:02.250	1 Lap
32	2:02.899	1 Lap
27	2:03.765	1 Lap
31	2:03.356	1 Lap
16	2:00.276	1:15.066
11	2:01.430	1:18.657
33	2:09.926	4 Laps
9	2:03.347	1 Lap
6	2:09.081	2 Laps
40	2:18.585	8 Laps
28	2:05.200	2 Laps
20	2:04.779	3 Laps
10	2:08.387	2 Laps
26	2:08.048	1 Lap
34	2:07.813	4 Laps
18	2:15.785	12 Laps
Num	**Lap Time**	**Gap**
Lap 38		
19	1:57.706	
29	2:05.758	2 Laps
25	2:34.297	5 Laps
8	2:06.091	2 Laps
21	1:57.416	22.142
17	2:05.931	2 Laps
22	2:13.372	4 Laps

Num	Lap Time	Gap
1	2:04.254	1 Lap
3	2:09.615	3 Laps
7	2:08.379	3 Laps
30	2:09.866	3 Laps
12	2:01.931	1 Lap
14	2:03.528	1 Lap
2	2:02.212	1 Lap
5	2:07.454	2 Laps
32	2:02.625	1 Lap
27	2:03.292	1 Lap
16	2:00.589	1:17.949
11	1:59.172	1:20.123
31	2:04.802	1 Lap
9	2:02.768	1 Lap
33	2:09.170	4 Laps
6	2:05.271	2 Laps
28	2:05.762	2 Laps
20	2:06.272	3 Laps
10	2:09.928	2 Laps
40	2:18.300	8 Laps
26	2:07.846	1 Lap
34	2:07.966	4 Laps
Num	**Lap Time**	**Gap**
Lap 39		
19	1:58.233	
29	2:05.401	2 Laps
18	2:16.865	13 Laps
21	1:57.126	21.035
8	2:05.951	2 Laps
25	2:11.640	5 Laps
17	2:05.944	2 Laps
22	2:11.847	4 Laps
1	2:03.072	1 Lap
3	2:07.861	3 Laps
7	2:08.181	3 Laps
30	2:07.765	3 Laps
12	2:01.952	1 Lap
14	2:02.156	1 Lap
2	2:02.097	1 Lap
32	2:04.128	1 Lap

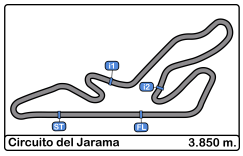

Circuito del Jarama
VI UV Endurance RACE Jarama
Carrera 8 horas resistencia
Analysis by Lap

Num	Lap Time	Gap
5	2:08.042	2 Laps
27	2:03.321	1 Lap
16	1:59.766	1:19.482
11	1:59.681	1:21.571
31	2:03.067	1 Lap
9	2:02.382	1 Lap
6	2:06.922	2 Laps
33	2:08.841	4 Laps
28	2:08.252	2 Laps
20	2:08.528	3 Laps
Num	**Lap Time**	**Gap**
Lap 40		
19	1:57.592	
10	2:08.218	3 Laps
26	2:06.460	2 Laps
34	2:09.007	5 Laps
40	2:20.274	9 Laps
29	2:05.972	2 Laps
21	1:57.726	21.169
8	2:04.504	2 Laps
18	2:16.337	13 Laps
25	2:12.253	5 Laps
17	2:05.157	2 Laps
1	2:03.692	1 Lap
12	2:02.217	1 Lap
3	2:09.627	3 Laps
22	2:16.983	4 Laps
2	2:05.206	1 Lap
14	2:06.215	1 Lap
7	2:11.041	3 Laps
30	2:09.515	3 Laps
32	2:03.110	1 Lap
16	1:59.611	1:21.501
5	2:07.639	2 Laps
27	2:04.139	1 Lap
11	2:00.900	1:24.879
31	2:03.336	1 Lap
9	2:02.716	1 Lap
24	34:26.379	16 Laps
6	2:05.968	2 Laps

Num	Lap Time	Gap
33	2:07.781	4 Laps
28	2:06.564	2 Laps
Num	**Lap Time**	**Gap**
Lap 41		
19	1:57.237	
10	2:07.724	3 Laps
26	2:07.300	2 Laps
21	1:57.912	21.844
34	2:12.933	5 Laps
29	2:05.969	2 Laps
40	2:17.962	9 Laps
8	2:05.303	2 Laps
18	2:13.579	13 Laps
17	2:05.467	2 Laps
25	2:15.419	5 Laps
1	2:02.534	1 Lap
12	2:02.204	1 Lap
2	2:02.574	1 Lap
14	2:03.750	1 Lap
3	2:09.062	3 Laps
7	2:08.561	3 Laps
32	2:03.449	1 Lap
30	2:09.675	3 Laps
16	1:59.550	1:23.814
22	2:17.720	4 Laps
11	2:01.703	1:29.345
27	2:04.313	1 Lap
5	2:07.408	2 Laps
31	2:03.422	1 Lap
9	2:02.953	1 Lap
Num	**Lap Time**	**Gap**
Lap 42		
19	1:58.462	
6	2:09.677	3 Laps
28	2:07.681	3 Laps
33	2:10.472	5 Laps
21	1:57.500	20.882
10	2:08.539	3 Laps
26	2:11.557	2 Laps
20	4:35.107	5 Laps

Num	Lap Time	Gap
29	2:07.920	2 Laps
34	2:13.004	5 Laps
8	2:05.849	2 Laps
40	2:16.968	9 Laps
17	2:07.163	2 Laps
18	2:14.195	13 Laps
1	2:03.673	1 Lap
12	2:03.091	1 Lap
2	2:02.564	1 Lap
14	2:02.655	1 Lap
16	2:00.974	1:26.326
32	2:04.191	1 Lap
3	2:08.846	3 Laps
11	1:59.983	1:30.866
7	2:08.763	3 Laps
30	2:08.659	3 Laps
27	2:02.924	1 Lap
5	2:06.810	2 Laps
31	2:04.041	1 Lap
22	2:14.567	4 Laps
9	2:02.755	1 Lap
Num	**Lap Time**	**Gap**
Lap 43		
19	1:57.898	
6	2:07.929	3 Laps
28	2:07.248	3 Laps
21	1:57.861	20.845
33	2:09.198	5 Laps
10	2:07.610	3 Laps
29	2:04.442	2 Laps
34	2:06.598	5 Laps
8	2:05.776	2 Laps
1	2:01.908	1 Lap
40	2:15.797	9 Laps
17	2:04.881	2 Laps
18	2:12.409	13 Laps
2	2:02.945	1 Lap
14	2:02.434	1 Lap
16	1:59.005	1:27.433
32	2:02.414	1 Lap

Num	Lap Time	Gap
11	1:59.861	1:32.829
3	2:07.800	3 Laps
27	2:02.584	1 Lap
7	2:09.701	3 Laps
30	2:09.699	3 Laps
31	2:03.821	1 Lap
5	2:08.352	2 Laps
9	2:02.848	1 Lap
25	4:55.707	6 Laps
Num	**Lap Time**	**Gap**
Lap 44		
19	1:58.090	
22	2:13.941	5 Laps
21	1:57.577	20.332
28	2:06.561	3 Laps
33	2:09.951	5 Laps
6	2:14.623	3 Laps
10	2:07.873	3 Laps
26	4:17.622	3 Laps
29	2:04.888	2 Laps
34	2:02.161	5 Laps
8	2:04.946	2 Laps
20	4:36.355	6 Laps
1	2:02.593	1 Lap
17	2:05.197	2 Laps
40	2:15.353	9 Laps
2	2:03.143	1 Lap
16	1:59.891	1:29.234
14	2:03.161	1 Lap
11	1:59.293	1:34.032
18	2:14.671	13 Laps
32	2:03.786	1 Lap
27	2:03.115	1 Lap
3	2:07.598	3 Laps
31	2:05.938	1 Lap
30	2:10.275	3 Laps
9	2:02.235	1 Lap
5	2:07.662	2 Laps
22	2:11.082	4 Laps

Num	Lap Time	Gap
Lap 45		
21	1:57.289	
12	5:12.346	3 Laps
28	2:05.784	3 Laps
33	2:08.295	5 Laps
6	2:08.687	3 Laps
10	2:09.324	3 Laps
34	2:01.306	5 Laps
29	2:05.206	2 Laps
8	2:05.011	2 Laps
1	2:03.453	1 Lap
17	2:06.496	2 Laps
20	2:15.068	6 Laps
16	1:59.344	1:10.957
2	2:02.784	1 Lap
14	2:02.719	1 Lap
11	1:59.192	1:15.603
32	2:04.472	1 Lap
40	2:17.429	9 Laps
27	2:03.774	1 Lap
18	2:11.072	13 Laps
3	2:07.881	3 Laps
9	2:01.229	1 Lap
7	4:21.828	4 Laps
30	2:10.377	3 Laps
5	2:07.670	2 Laps
Num	**Lap Time**	**Gap**
Lap 46		
21	1:57.970	
22	2:13.026	5 Laps
28	2:05.516	3 Laps
19	4:47.538	1 Lap
33	2:08.563	5 Laps
6	2:08.194	3 Laps
10	2:08.315	3 Laps
29	2:03.514	2 Laps
34	2:06.528	5 Laps
8	2:05.054	2 Laps
1	2:03.661	1 Lap
16	2:01.285	1:14.272

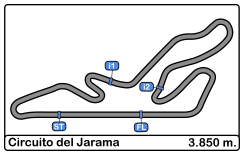

Circuito del Jarama
VI UV Endurance RACE Jarama
Carrera 8 horas resistencia
Analysis by Lap

Num	Lap Time	Gap
17	2:07.542	2 Laps
2	2:02.840	1 Lap
11	2:02.537	1:20.170
14	2:05.139	1 Lap
20	2:15.546	6 Laps
32	2:03.746	1 Lap
27	2:03.363	1 Lap
18	2:10.796	13 Laps
9	2:02.669	1 Lap
40	2:16.239	9 Laps
Num	**Lap Time**	**Gap**
Lap 47		
21	1:57.318	
5	2:07.245	3 Laps
30	2:10.985	4 Laps
22	2:12.767	5 Laps
28	2:06.380	3 Laps
6	2:05.670	3 Laps
33	2:09.182	5 Laps
29	2:09.408	2 Laps
10	2:13.483	3 Laps
34	2:13.211	5 Laps
8	2:05.214	2 Laps
1	2:02.534	1 Lap
16	2:00.447	1:17.401
11	1:59.864	1:22.716
2	2:02.967	1 Lap
14	2:02.927	1 Lap
17	2:09.850	2 Laps
31	5:47.568	3 Laps
32	2:04.571	1 Lap
27	2:03.499	1 Lap
20	2:14.069	6 Laps
9	2:03.404	1 Lap
Num	**Lap Time**	**Gap**
Lap 48		
21	1:57.539	
18	2:13.200	14 Laps
40	2:14.088	10 Laps
5	2:07.749	3 Laps

Num	Lap Time	Gap
30	2:10.919	4 Laps
28	2:05.651	3 Laps
22	2:12.363	5 Laps
19	4:13.692	2 Laps
33	2:12.766	5 Laps
29	2:05.502	2 Laps
10	2:09.037	3 Laps
12	6:51.091	5 Laps
8	2:06.669	2 Laps
34	2:12.400	5 Laps
1	2:02.532	1 Lap
16	1:59.800	1:19.662
11	1:59.212	1:24.389
2	2:02.367	1 Lap
14	2:02.996	1 Lap
17	2:07.067	2 Laps
27	2:02.914	1 Lap
9	2:02.270	1 Lap
Num	**Lap Time**	**Gap**
Lap 49		
21	1:57.434	
20	2:13.825	7 Laps
3	6:13.788	6 Laps
18	2:11.747	14 Laps
40	2:14.045	10 Laps
5	2:07.332	3 Laps
30	2:11.348	4 Laps
28	2:06.768	3 Laps
19	1:58.749	2 Laps
22	2:10.572	5 Laps
29	2:05.673	2 Laps
33	2:13.003	5 Laps
16	1:59.502	1:21.730
10	2:09.202	3 Laps
1	2:04.498	1 Lap
11	2:00.613	1:27.568
12	2:20.067	5 Laps
34	2:16.382	5 Laps
2	2:03.195	1 Lap
14	2:04.005	1 Lap

Num	Lap Time	Gap
7	7:41.861	7 Laps
27	2:03.477	1 Lap
Num	**Lap Time**	**Gap**
Lap 50		
21	1:57.726	
9	2:05.265	2 Laps
20	2:11.412	7 Laps
18	2:12.067	14 Laps
5	2:07.176	3 Laps
40	2:15.449	10 Laps
30	2:11.087	4 Laps
19	1:58.889	2 Laps
6	6:09.803	5 Laps
22	2:11.202	5 Laps
25	13:22.561	12 Laps
31	5:43.452	5 Laps
16	2:00.241	1:24.245
29	2:10.737	2 Laps
1	2:03.264	1 Lap
11	2:02.257	1:32.099
33	2:12.066	5 Laps
10	2:09.385	3 Laps
2	2:04.186	1 Lap
34	2:09.221	5 Laps
14	2:03.758	1 Lap
12	2:20.051	5 Laps
7	2:11.727	7 Laps
Num	**Lap Time**	**Gap**
Lap 51		
21	1:58.399	
27	2:03.445	2 Laps
9	2:03.918	2 Laps
20	2:10.345	7 Laps
5	2:07.187	3 Laps
18	2:11.696	14 Laps
19	1:57.908	2 Laps
40	2:15.566	10 Laps
30	2:11.935	4 Laps
32	7:19.826	4 Laps
22	2:14.555	5 Laps

Num	Lap Time	Gap
16	1:59.462	1:25.308
29	2:05.205	2 Laps
31	2:08.134	5 Laps
11	1:59.723	1:33.423
1	2:03.640	1 Lap
25	2:25.059	12 Laps
10	2:07.851	3 Laps
2	2:02.659	1 Lap
33	2:13.074	5 Laps
14	2:02.882	1 Lap
34	2:08.654	5 Laps
Num	**Lap Time**	**Gap**
Lap 52		
21	2:00.150	
27	2:03.891	2 Laps
7	2:11.231	8 Laps
9	2:03.517	2 Laps
3	6:09.828	8 Laps
12	2:25.076	6 Laps
20	2:11.089	7 Laps
19	1:56.422	2 Laps
5	2:07.867	3 Laps
8	7:53.996	5 Laps
30	2:11.140	4 Laps
40	2:15.405	10 Laps
16	2:00.735	1:25.893
11	2:00.756	1:34.029
29	2:05.623	2 Laps
1	2:01.792	1 Lap
31	2:07.673	5 Laps
22	2:15.912	5 Laps
18	2:57.702	14 Laps
2	2:03.058	1 Lap
10	2:09.385	3 Laps
14	2:02.962	1 Lap
33	2:11.105	5 Laps
25	2:22.404	12 Laps
34	2:11.779	5 Laps
7	2:10.613	7 Laps
3	2:07.411	7 Laps

Num	Lap Time	Gap
12	2:19.126	5 Laps
19	1:56.876	1 Lap
20	2:11.291	6 Laps
5	2:08.579	2 Laps
17	9:29.898	5 Laps
30	2:10.613	3 Laps
Num	**Lap Time**	**Gap**
Lap 53		
16	2:00.018	
40	2:15.000	10 Laps
24	25:48.161	28 Laps
11	2:01.937	10.055
1	2:02.486	1 Lap
29	2:05.742	2 Laps
6	6:42.480	7 Laps
31	2:05.317	5 Laps
2	2:02.421	1 Lap
22	2:12.513	5 Laps
14	2:04.232	1 Lap
10	2:09.721	3 Laps
33	2:11.084	5 Laps
32	5:06.272	5 Laps
34	2:21.231	5 Laps
25	2:23.835	12 Laps
7	2:09.827	7 Laps
3	2:06.537	7 Laps
19	1:57.388	1 Lap
12	2:18.897	5 Laps
20	2:10.991	6 Laps
5	2:08.962	2 Laps
21	5:16.682	1:50.771
Num	**Lap Time**	**Gap**
Lap 54		
16	2:00.546	
30	2:11.276	4 Laps
11	2:02.042	11.551
1	2:02.294	1 Lap
40	2:15.865	10 Laps
29	2:04.141	2 Laps
2	2:02.901	1 Lap

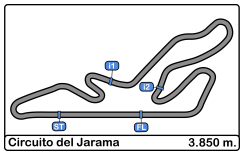

Circuito del Jarama
VI UV Endurance RACE Jarama
Carrera 8 horas resistencia
Analysis by Lap

Num	Lap Time	Gap
31	2:11.488	5 Laps
6	2:12.981	7 Laps
14	2:04.438	1 Lap
22	2:11.911	5 Laps
10	2:10.008	3 Laps
32	2:07.380	5 Laps
33	2:13.012	5 Laps
8	5:13.777	6 Laps
7	2:11.418	7 Laps
3	2:09.842	7 Laps
19	1:58.006	1 Lap
25	2:23.543	12 Laps
28	12:20.100	7 Laps
20	2:12.088	6 Laps
5	2:10.252	2 Laps
12	2:21.817	5 Laps

Lap 55

Num	Lap Time	Gap
16	2:01.595	
1	2:03.590	1 Lap
30	2:11.982	4 Laps
29	2:05.606	2 Laps
2	2:03.074	1 Lap
40	2:15.479	10 Laps
31	2:05.870	5 Laps
14	2:05.346	1 Lap
6	2:12.432	7 Laps
22	2:13.941	5 Laps
10	2:09.380	3 Laps
32	2:06.195	5 Laps
33	2:12.268	5 Laps
8	2:09.279	6 Laps
19	1:56.643	1 Lap
3	2:07.606	7 Laps
7	2:11.785	7 Laps
17	5:56.398	7 Laps
27	9:07.775	4 Laps
25	2:21.948	12 Laps
20	2:09.065	6 Laps
5	2:10.477	2 Laps

Lap 56

Num	Lap Time	Gap
16	2:01.059	
12	2:21.464	6 Laps
1	2:03.459	1 Lap
29	2:04.194	2 Laps
30	2:11.072	4 Laps
2	2:02.938	1 Lap
31	2:05.733	5 Laps
14	2:03.224	1 Lap
40	2:15.579	10 Laps
34	5:49.116	7 Laps
6	2:09.779	7 Laps
22	2:09.925	5 Laps
10	2:07.873	3 Laps
32	2:05.969	5 Laps
19	1:57.918	1 Lap
8	2:11.933	6 Laps
3	2:07.152	7 Laps
7	2:09.984	7 Laps
21	5:45.960	2 Laps
17	2:08.864	7 Laps
9	11:12.191	5 Laps

Lap 57

Num	Lap Time	Gap
16	2:01.300	
20	2:10.942	7 Laps
25	2:22.936	13 Laps
5	2:11.642	3 Laps
1	2:04.949	1 Lap
29	2:05.086	2 Laps
2	2:03.990	1 Lap
12	2:20.925	6 Laps
30	2:11.481	4 Laps
31	2:04.536	5 Laps
14	2:03.916	1 Lap
28	5:04.910	9 Laps
40	2:14.561	10 Laps
6	2:09.608	7 Laps
19	1:56.916	1 Lap
10	2:07.579	3 Laps

Lap 58

Num	Lap Time	Gap
32	2:05.538	5 Laps
22	2:15.206	5 Laps
8	2:08.662	6 Laps
3	2:06.147	7 Laps
21	1:59.649	2 Laps
7	2:09.684	7 Laps
27	4:11.417	5 Laps
11	7:48.842	2 Laps
17	2:07.849	7 Laps
20	2:09.866	6 Laps
25	2:22.655	12 Laps
1	2:06.530	2:29.872
2	2:05.159	2:38.832
29	2:08.498	1 Lap
31	2:05.348	4 Laps
30	2:10.906	3 Laps
12	2:20.894	5 Laps
28	2:11.630	8 Laps
19	1:58.084	3:00.461
6	2:10.562	6 Laps
40	2:15.196	9 Laps
32	2:06.977	4 Laps
22	2:14.038	4 Laps
21	1:58.346	1 Lap
8	2:07.972	5 Laps
3	2:07.797	6 Laps
7	2:09.245	6 Laps
33	6:56.225	6 Laps
17	2:07.628	6 Laps
27	2:15.810	4 Laps
9	4:20.800	5 Laps
20	2:10.043	5 Laps

Lap 59

Num	Lap Time	Gap
30	2:12.792	3 Laps
28	2:11.833	8 Laps
12	2:20.206	5 Laps
6	2:08.319	6 Laps
32	2:05.439	4 Laps
21	1:58.122	1 Lap
40	2:15.793	9 Laps
11	3:42.614	2 Laps
8	2:07.636	5 Laps
22	2:18.830	4 Laps
3	2:07.944	6 Laps
16	5:52.550	1:16.432
46	1:19:23.472	40 Laps
7	2:10.364	6 Laps
17	2:06.446	6 Laps
27	2:12.754	4 Laps
9	2:06.265	5 Laps
20	2:08.734	5 Laps

Lap 60

Num	Lap Time	Gap
1	2:06.287	
2	2:05.115	04.848
29	2:04.731	1 Lap
19	1:57.668	13.432
31	2:05.410	4 Laps
25	2:20.301	12 Laps
30	2:11.284	3 Laps
28	2:12.128	8 Laps
6	2:07.923	6 Laps
21	1:58.639	1 Lap
32	2:08.071	4 Laps
5	7:23.800	4 Laps
12	2:20.175	5 Laps
11	2:03.048	2 Laps
40	2:15.617	9 Laps
8	2:05.812	5 Laps
3	2:06.057	6 Laps
46	2:10.189	40 Laps
7	2:08.886	6 Laps
17	2:05.964	6 Laps

Num	Lap Time	Gap
9	2:05.740	5 Laps
27	2:13.007	4 Laps
33	4:40.774	7 Laps
20	2:10.152	5 Laps

Lap 61

Num	Lap Time	Gap
1	2:06.067	
2	2:04.402	03.183
19	1:57.320	04.685
29	2:04.984	1 Lap
31	2:04.064	4 Laps
16	3:14.503	1 Lap
30	2:12.376	3 Laps
21	1:58.223	1 Lap
14	8:43.921	3 Laps
28	2:11.277	8 Laps
32	2:06.499	4 Laps
25	2:22.897	12 Laps
6	2:08.696	6 Laps
11	2:04.126	2 Laps
12	2:18.835	5 Laps
8	2:08.670	5 Laps
3	2:06.110	6 Laps
40	2:15.479	9 Laps
46	2:10.984	40 Laps
7	2:08.113	6 Laps
17	2:06.323	6 Laps
9	2:06.054	5 Laps
27	2:12.171	4 Laps

Num	Lap Time	Gap
19	1:57.359	
33	2:10.082	8 Laps
20	2:10.879	6 Laps
1	2:06.678	04.634
2	2:04.576	05.715
29	2:06.053	1 Lap
31	2:03.845	4 Laps
16	1:59.828	1 Lap
10	10:05.455	6 Laps

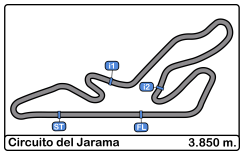

Circuito del Jarama
VI UV Endurance RACE Jarama
Carrera 8 horas resistencia
Analysis by Lap

Num	Lap Time	Gap
21	1:57.878	1 Lap
30	2:12.389	3 Laps
32	2:06.263	4 Laps
6	2:08.065	6 Laps
28	2:11.639	8 Laps
11	2:02.738	2 Laps
25	2:21.463	12 Laps
8	2:09.212	5 Laps
3	2:08.173	6 Laps
12	2:17.887	5 Laps
40	2:14.719	9 Laps
46	2:10.203	40 Laps
7	2:08.016	6 Laps
17	2:06.017	6 Laps
9	2:04.787	5 Laps

Lap 62

Num	Lap Time	Gap
19	1:56.973	
22	7:08.521	7 Laps
33	2:11.579	8 Laps
27	2:14.736	5 Laps
20	2:10.990	6 Laps
16	2:00.033	1 Lap
31	2:03.901	4 Laps
21	1:57.668	1 Lap
5	6:05.878	6 Laps
32	2:05.272	4 Laps
30	2:11.275	3 Laps
6	2:07.198	6 Laps
11	2:02.426	2 Laps
28	2:09.078	8 Laps
14	4:42.585	4 Laps
8	2:08.037	5 Laps
3	2:07.829	6 Laps
25	2:20.978	12 Laps
12	2:16.282	5 Laps
40	2:15.161	9 Laps
7	2:08.014	6 Laps
46	2:10.368	40 Laps
17	2:05.586	6 Laps

Lap 63

Num	Lap Time	Gap
19	1:57.766	
9	2:06.042	6 Laps
16	2:00.927	1 Lap
2	4:17.142	1 Lap
33	2:11.761	8 Laps
20	2:11.344	6 Laps
31	2:05.103	4 Laps
27	2:14.287	5 Laps
21	1:57.473	1 Lap
5	2:09.140	6 Laps
32	2:05.682	4 Laps
11	2:01.741	2 Laps
6	2:08.349	6 Laps
30	2:13.340	3 Laps
28	2:10.100	8 Laps
14	2:05.337	4 Laps
8	2:06.103	5 Laps
3	2:05.436	6 Laps
25	2:20.877	12 Laps

Lap 64

Num	Lap Time	Gap
19	1:57.967	
7	2:09.249	7 Laps
12	2:17.808	6 Laps
17	2:09.609	7 Laps
40	2:16.193	10 Laps
46	2:12.304	41 Laps
9	2:04.751	6 Laps
16	2:01.603	1 Lap
21	1:59.098	1 Lap
31	2:08.188	4 Laps
33	2:12.860	8 Laps
20	2:12.926	6 Laps
1	6:32.565	2 Laps
27	2:11.612	5 Laps
22	4:40.842	8 Laps
10	6:31.271	8 Laps
5	2:08.498	6 Laps
11	2:04.148	2 Laps
32	2:05.705	4 Laps
6	2:08.401	6 Laps
28	2:09.939	8 Laps
30	2:14.090	3 Laps
14	2:04.189	4 Laps
8	2:06.649	5 Laps
3	2:05.741	6 Laps

Lap 65

Num	Lap Time	Gap
19	1:56.989	
7	2:08.506	7 Laps
17	2:08.191	7 Laps
9	2:07.197	6 Laps
25	2:22.459	13 Laps
46	2:13.594	41 Laps
12	2:16.206	6 Laps
40	2:15.739	10 Laps
16	2:01.554	1 Lap
21	1:56.952	1 Lap
31	2:04.919	4 Laps
29	8:31.509	4 Laps
33	2:10.830	8 Laps
27	2:11.713	5 Laps
20	2:21.680	6 Laps
10	2:11.712	8 Laps
22	2:20.375	8 Laps
11	2:00.832	2 Laps
32	2:05.379	4 Laps
5	2:11.104	6 Laps
6	2:08.459	6 Laps
14	2:04.881	4 Laps
28	2:11.455	8 Laps
30	2:13.145	3 Laps
8	2:05.413	5 Laps
3	2:05.821	6 Laps

Lap 66

Num	Lap Time	Gap
19	1:56.963	
7	2:07.741	7 Laps
17	2:05.298	7 Laps
9	2:05.164	6 Laps
46	2:08.610	41 Laps
16	2:01.987	1 Lap
21	1:59.081	1 Lap
12	2:15.180	6 Laps
40	2:16.064	10 Laps
25	2:22.849	13 Laps
31	2:05.153	4 Laps
33	2:10.045	8 Laps
27	2:10.833	5 Laps
11	2:01.823	2 Laps
10	2:12.454	8 Laps
32	2:04.624	4 Laps
1	4:47.447	3 Laps
22	2:19.422	8 Laps
5	2:09.282	6 Laps
6	2:07.521	6 Laps
14	2:04.244	4 Laps
2	7:16.607	3 Laps
34	23:43.580	16 Laps
28	2:10.109	8 Laps

Lap 67

Num	Lap Time	Gap
19	1:58.911	
8	2:06.979	6 Laps
3	2:07.048	7 Laps
30	2:10.167	4 Laps
7	2:06.751	7 Laps
17	2:06.338	7 Laps
9	2:03.807	6 Laps
21	1:56.576	1 Lap
16	2:00.422	1 Lap
46	2:10.871	41 Laps
12	2:14.093	6 Laps
40	2:14.666	10 Laps
31	2:05.228	4 Laps
25	2:21.709	13 Laps
33	2:10.533	8 Laps
11	2:00.203	2 Laps
27	2:11.145	5 Laps
32	2:05.655	4 Laps
1	2:03.002	3 Laps
20	4:31.241	7 Laps
10	2:13.820	8 Laps
5	2:08.012	6 Laps
6	2:07.731	6 Laps
14	2:04.083	4 Laps

Lap 68

Num	Lap Time	Gap
19	1:58.005	
22	2:19.038	9 Laps
2	2:08.575	4 Laps
8	2:06.654	6 Laps
3	2:07.366	7 Laps
28	2:12.222	9 Laps
30	2:11.434	4 Laps
21	1:57.530	1 Lap
16	1:59.977	1 Lap
9	2:05.987	6 Laps
7	2:09.734	7 Laps
17	2:09.578	7 Laps
46	2:09.882	41 Laps
31	2:05.373	4 Laps
12	2:13.102	6 Laps
40	2:15.395	10 Laps
29	6:26.985	6 Laps
11	2:01.599	2 Laps
25	2:20.624	13 Laps
33	2:11.506	8 Laps
27	2:10.021	5 Laps
32	2:05.025	4 Laps
1	2:02.258	3 Laps
10	2:11.506	8 Laps

Lap 69

Num	Lap Time	Gap
19	1:58.927	
5	2:08.690	7 Laps
20	2:16.182	8 Laps
6	2:08.566	7 Laps
14	2:06.374	5 Laps

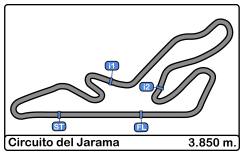

Circuito del Jarama
VI UV Endurance RACE Jarama
Carrera 8 horas resistencia
Analysis by Lap

Num	Lap Time	Gap
2	2:09.922	4 Laps
8	2:07.060	6 Laps
3	2:06.208	7 Laps
22	2:19.863	9 Laps
28	2:08.481	9 Laps
30	2:10.378	4 Laps
21	1:57.871	1 Lap
16	2:00.106	1 Lap
9	2:04.520	6 Laps
17	2:04.069	7 Laps
7	2:06.885	7 Laps
34	5:06.445	18 Laps
46	2:10.184	41 Laps
31	2:04.435	4 Laps
12	2:14.095	6 Laps
11	2:02.625	2 Laps
40	2:15.853	10 Laps
29	2:07.488	6 Laps
32	2:05.274	4 Laps
1	2:03.677	3 Laps
27	2:13.483	5 Laps
25	2:20.689	13 Laps
33	2:17.200	8 Laps
Num	**Lap Time**	**Gap**
Lap 70		
19	1:56.818	
5	2:07.176	7 Laps
10	2:10.686	9 Laps
14	2:05.751	5 Laps
6	2:08.890	7 Laps
20	2:13.259	8 Laps
2	2:06.319	4 Laps
8	2:04.833	6 Laps
3	2:04.996	7 Laps
21	1:58.862	1 Lap
28	2:11.340	9 Laps
30	2:11.019	4 Laps
22	2:19.375	9 Laps
16	2:00.591	1 Lap
9	2:03.719	6 Laps

Num	Lap Time	Gap
17	2:05.551	7 Laps
7	2:08.108	7 Laps
34	2:01.940	18 Laps
46	2:09.256	41 Laps
31	2:04.605	4 Laps
11	2:00.781	2 Laps
29	2:06.342	6 Laps
12	2:15.033	6 Laps
40	2:15.399	10 Laps
1	2:01.888	3 Laps
Num	**Lap Time**	**Gap**
Lap 71		
19	1:57.764	
32	2:05.471	5 Laps
27	2:10.828	6 Laps
33	2:18.497	9 Laps
25	2:20.154	14 Laps
5	2:07.334	7 Laps
14	2:07.115	5 Laps
10	2:08.956	9 Laps
6	2:05.749	7 Laps
20	2:10.330	8 Laps
2	2:06.299	4 Laps
8	2:06.043	6 Laps
21	1:58.158	1 Lap
3	2:04.736	7 Laps
16	1:59.845	1 Lap
28	2:09.623	9 Laps
30	2:11.173	4 Laps
9	2:05.353	6 Laps
22	2:16.253	9 Laps
17	2:06.038	7 Laps
7	2:09.841	7 Laps
34	2:05.544	18 Laps
31	2:03.305	4 Laps
46	2:09.437	41 Laps
11	1:59.047	2 Laps
29	2:05.368	6 Laps

Num	Lap Time	Gap
Lap 72		
19	1:57.611	
12	2:14.047	7 Laps
1	2:04.429	4 Laps
24	40:29.842	46 Laps
32	2:05.639	5 Laps
40	2:17.289	11 Laps
27	2:11.204	6 Laps
5	2:07.784	7 Laps
14	2:09.709	5 Laps
21	2:00.501	1 Lap
6	2:09.302	7 Laps
25	2:20.957	14 Laps
10	2:15.645	9 Laps
2	2:07.711	4 Laps
8	2:07.898	6 Laps
3	2:07.795	7 Laps
16	1:59.864	1 Lap
20	2:15.747	8 Laps
33	2:31.740	9 Laps
28	2:10.062	9 Laps
9	2:04.932	6 Laps
30	2:11.779	4 Laps
17	2:06.039	7 Laps
22	2:14.687	9 Laps
7	2:08.265	7 Laps
34	2:05.570	18 Laps
31	2:04.359	4 Laps
11	1:59.228	2 Laps
46	2:10.029	41 Laps
Num	**Lap Time**	**Gap**
Lap 73		
19	1:57.212	
29	2:05.046	7 Laps
1	2:03.104	4 Laps
32	2:05.467	5 Laps
12	2:15.005	7 Laps
24	2:18.005	46 Laps
27	2:12.844	6 Laps
21	1:58.036	1 Lap

Num	Lap Time	Gap
5	2:07.451	7 Laps
14	2:05.396	5 Laps
6	2:05.988	7 Laps
16	2:01.096	1 Lap
2	2:07.333	4 Laps
8	2:07.298	6 Laps
3	2:07.204	7 Laps
10	2:15.791	9 Laps
20	2:10.482	8 Laps
25	2:21.312	14 Laps
9	2:05.507	6 Laps
28	2:11.567	9 Laps
17	2:06.889	7 Laps
30	2:09.710	4 Laps
34	2:06.426	18 Laps
7	2:10.015	7 Laps
22	2:16.351	9 Laps
11	1:59.597	2 Laps
31	2:05.584	4 Laps
46	2:09.136	41 Laps
Num	**Lap Time**	**Gap**
Lap 74		
19	1:57.219	
29	2:04.520	7 Laps
1	2:02.454	4 Laps
32	2:06.346	5 Laps
40	4:17.633	12 Laps
12	2:13.518	7 Laps
21	1:57.333	1 Lap
5	2:07.949	7 Laps
14	2:03.506	5 Laps
27	2:12.447	6 Laps
16	1:59.717	1 Lap
6	2:06.583	7 Laps
2	2:05.749	4 Laps
8	2:05.544	6 Laps
3	2:05.320	7 Laps
10	2:07.957	9 Laps
20	2:08.346	8 Laps
9	2:05.696	6 Laps

Num	Lap Time	Gap
28	2:09.594	9 Laps
17	2:06.132	7 Laps
25	2:22.200	14 Laps
30	2:11.131	4 Laps
11	2:00.992	2 Laps
34	2:09.131	18 Laps
7	2:08.996	7 Laps
31	2:03.656	4 Laps
Num	**Lap Time**	**Gap**
Lap 75		
19	1:56.595	
22	2:15.350	10 Laps
46	2:09.751	42 Laps
29	2:04.171	7 Laps
1	2:02.382	4 Laps
32	2:05.987	5 Laps
21	1:57.461	1 Lap
12	2:14.669	7 Laps
14	2:03.401	5 Laps
16	2:00.120	1 Lap
5	2:08.067	7 Laps
6	2:05.276	7 Laps
27	2:12.394	6 Laps
2	2:05.780	4 Laps
3	2:06.273	7 Laps
8	2:07.563	6 Laps
10	2:08.187	9 Laps
20	2:07.296	8 Laps
9	2:04.013	6 Laps
28	2:09.106	9 Laps
17	2:07.420	7 Laps
11	2:01.947	2 Laps
30	2:10.807	4 Laps
25	2:22.901	14 Laps
Num	**Lap Time**	**Gap**
Lap 76		
19	1:57.737	
34	2:08.448	19 Laps
31	2:05.515	5 Laps
7	2:09.144	8 Laps

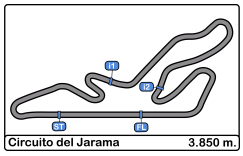

Circuito del Jarama
VI UV Endurance RACE Jarama
Carrera 8 horas resistencia
Analysis by Lap

Num	Lap Time	Gap
22	2:16.404	10 Laps
46	2:09.021	42 Laps
29	2:04.422	7 Laps
1	2:02.270	4 Laps
21	1:56.715	1 Lap
32	2:05.485	5 Laps
16	2:00.106	1 Lap
14	2:04.897	5 Laps
12	2:11.140	7 Laps
5	2:07.289	7 Laps
6	2:05.563	7 Laps
2	2:06.431	4 Laps
3	2:05.435	7 Laps
8	2:07.960	6 Laps
27	2:14.156	6 Laps
10	2:08.185	9 Laps
9	2:04.292	6 Laps
17	2:07.354	7 Laps
11	2:00.560	2 Laps
28	2:11.853	9 Laps

Lap 77

Num	Lap Time	Gap
19	1:57.099	
30	2:10.428	5 Laps
20	2:37.737	9 Laps
31	2:04.341	5 Laps
7	2:08.019	8 Laps
34	2:12.471	19 Laps
25	2:19.214	15 Laps
29	2:04.527	7 Laps
1	2:02.654	4 Laps
46	2:09.864	42 Laps
22	2:15.965	10 Laps
21	1:57.231	1 Lap
32	2:06.291	5 Laps
16	2:00.655	1 Lap
14	2:03.484	5 Laps
6	2:06.943	7 Laps
5	2:09.121	7 Laps
12	2:13.901	7 Laps
3	2:04.792	7 Laps
2	2:06.831	4 Laps
8	2:08.465	6 Laps
27	2:11.779	6 Laps
9	2:04.510	6 Laps
10	2:10.235	9 Laps
11	1:58.855	2 Laps

Lap 78

Num	Lap Time	Gap
19	1:56.566	
17	2:07.618	8 Laps
28	2:09.949	10 Laps
31	2:04.219	5 Laps
30	2:10.121	5 Laps
7	2:08.679	8 Laps
40	7:41.200	15 Laps
1	2:02.499	4 Laps
21	1:59.143	1 Lap
29	2:09.280	7 Laps
25	2:17.703	15 Laps
46	2:08.768	42 Laps
22	2:13.927	10 Laps
32	2:07.431	5 Laps
16	2:00.829	1 Lap
14	2:03.688	5 Laps
6	2:06.108	7 Laps
5	2:07.016	7 Laps
3	2:06.658	7 Laps
2	2:07.638	4 Laps
12	2:13.869	7 Laps
8	2:05.213	6 Laps
9	2:04.982	6 Laps
27	2:11.404	6 Laps

Lap 79

Num	Lap Time	Gap
19	1:56.474	
11	1:59.391	3 Laps
10	2:11.347	10 Laps
17	2:06.493	8 Laps
31	2:06.572	5 Laps
28	2:12.841	10 Laps
30	2:10.714	5 Laps
7	2:09.027	8 Laps
21	1:57.389	1 Lap
1	2:02.883	4 Laps
29	2:04.310	7 Laps
40	2:22.415	15 Laps
46	2:08.882	42 Laps
25	2:17.068	15 Laps
22	2:14.016	10 Laps
16	2:00.817	1 Lap
32	2:09.031	5 Laps
14	2:04.112	5 Laps
6	2:06.300	7 Laps
5	2:07.741	7 Laps
3	2:04.484	7 Laps
2	2:06.884	4 Laps

Lap 80

Num	Lap Time	Gap
19	1:57.452	
11	2:00.083	3 Laps
12	2:16.116	8 Laps
9	2:06.958	7 Laps
27	2:11.916	7 Laps
10	2:09.526	10 Laps
17	2:06.379	8 Laps
31	2:05.650	5 Laps
28	2:10.732	10 Laps
21	1:57.903	1 Lap
1	2:01.307	4 Laps
7	2:08.380	8 Laps
29	2:05.062	7 Laps
34	6:45.581	21 Laps
46	2:08.843	42 Laps
8	3:22.729	7 Laps
16	2:01.950	1 Lap
40	2:22.673	15 Laps
25	2:17.882	15 Laps
32	2:09.237	5 Laps
22	2:14.874	10 Laps
14	2:05.027	5 Laps

Lap 81

Num	Lap Time	Gap
19	1:58.605	
3	2:11.570	8 Laps
6	2:17.829	8 Laps
5	2:14.227	8 Laps
2	2:09.410	5 Laps
11	2:02.230	3 Laps
9	2:05.800	7 Laps
12	2:13.976	8 Laps
27	2:11.527	7 Laps
10	2:10.616	10 Laps
17	2:08.182	8 Laps
21	1:58.020	1 Lap
31	2:07.157	5 Laps
1	2:01.990	4 Laps
7	2:08.460	8 Laps
28	2:17.292	10 Laps
29	2:05.268	7 Laps
16	2:02.055	1 Lap
46	2:09.357	42 Laps
32	2:09.636	5 Laps
14	2:06.113	5 Laps
25	2:18.794	15 Laps
40	2:24.117	15 Laps
22	2:16.689	10 Laps

Lap 82

Num	Lap Time	Gap
19	1:56.416	
3	2:05.329	8 Laps
11	2:01.082	3 Laps
2	2:07.324	5 Laps
6	2:08.971	8 Laps
5	2:09.121	8 Laps
9	2:04.314	7 Laps
24	17:33.742	54 Laps
12	2:12.717	8 Laps
34	3:23.352	22 Laps
27	2:10.627	7 Laps
21	1:58.216	1 Lap
10	2:13.611	10 Laps
17	2:09.181	8 Laps
31	2:04.715	5 Laps
1	2:01.934	4 Laps
7	2:07.225	8 Laps
29	2:04.988	7 Laps
28	2:11.236	10 Laps
16	2:00.017	1 Lap
46	2:08.461	42 Laps
14	2:04.172	5 Laps
32	2:08.100	5 Laps
30	7:12.124	7 Laps
25	2:16.932	15 Laps
22	2:13.968	10 Laps
11	1:59.144	2 Laps
40	2:21.987	15 Laps
3	2:06.050	7 Laps
2	2:06.747	4 Laps
6	2:06.682	7 Laps
5	2:06.955	7 Laps
9	2:03.295	6 Laps
21	1:57.820	2:41.540
34	2:03.955	21 Laps
24	2:17.247	53 Laps
12	2:11.074	7 Laps
27	2:09.563	6 Laps
17	2:05.741	7 Laps
31	2:05.042	4 Laps
10	2:10.433	9 Laps
1	2:01.156	3 Laps
7	2:07.076	7 Laps
29	2:04.338	6 Laps
28	2:09.792	9 Laps
46	2:09.169	41 Laps
32	2:09.862	4 Laps
14	2:16.160	4 Laps
11	1:59.954	1 Lap
25	2:17.077	14 Laps
3	2:05.932	6 Laps

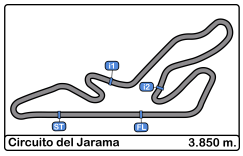

Circuito del Jarama
VI UV Endurance RACE Jarama
Carrera 8 horas resistencia
Analysis by Lap

Num	Lap Time	Gap
22	2:17.695	9 Laps

Lap 83

Num	Lap Time	Gap
19	4:24.819	
2	2:07.027	4 Laps
9	2:05.034	6 Laps
5	2:08.091	7 Laps
6	2:09.975	7 Laps
40	2:23.887	15 Laps
21	1:57.945	14.666
34	2:01.704	21 Laps
12	2:10.288	7 Laps
17	2:06.721	7 Laps
1	2:01.618	3 Laps
27	2:11.805	6 Laps
31	2:04.761	4 Laps
10	2:10.325	9 Laps
29	2:03.713	6 Laps
7	2:07.420	7 Laps
28	2:09.588	9 Laps
46	2:08.892	41 Laps
20	15:32.443	14 Laps
32	2:09.215	4 Laps
14	2:04.740	4 Laps
11	1:59.700	1 Lap
3	2:06.566	6 Laps
2	2:07.055	3 Laps
9	2:05.962	5 Laps

Lap 84

Num	Lap Time	Gap
21	1:57.734	
5	2:07.101	7 Laps
22	2:15.678	10 Laps
16	5:15.070	2 Laps
25	2:18.781	15 Laps
34	2:03.629	21 Laps
40	2:21.910	15 Laps
6	2:25.273	7 Laps
1	2:01.516	3 Laps
31	2:04.802	4 Laps
12	2:12.675	7 Laps
17	2:11.293	7 Laps
27	2:11.325	6 Laps
10	2:08.790	9 Laps
29	2:03.793	6 Laps
7	2:10.092	7 Laps
28	2:09.314	9 Laps
46	2:09.102	41 Laps
20	2:11.138	14 Laps
11	1:58.266	1 Lap
14	2:04.184	4 Laps
32	2:09.687	4 Laps

Lap 85

Num	Lap Time	Gap
21	1:56.321	
3	2:07.736	7 Laps
9	2:06.174	6 Laps
2	2:07.667	4 Laps
5	2:07.577	7 Laps
34	2:03.330	21 Laps
22	2:12.807	10 Laps
25	2:17.504	15 Laps
1	2:01.614	3 Laps
31	2:06.448	4 Laps
40	2:21.343	15 Laps
17	2:08.870	7 Laps
30	7:26.144	9 Laps
12	2:10.866	7 Laps
27	2:08.968	6 Laps
10	2:07.895	9 Laps
29	2:06.580	6 Laps
7	2:11.624	7 Laps
28	2:08.518	9 Laps
6	3:09.501	7 Laps
11	1:58.915	1 Lap
46	2:09.812	41 Laps
20	2:10.682	14 Laps
14	2:04.260	4 Laps
32	2:10.033	4 Laps

Lap 86

Num	Lap Time	Gap
21	1:57.733	
3	2:06.417	7 Laps
9	2:03.183	6 Laps
2	2:06.945	4 Laps
34	2:01.723	21 Laps
5	2:08.152	7 Laps
1	2:01.780	3 Laps
19	6:40.513	2 Laps
22	2:15.325	10 Laps
25	2:18.635	15 Laps
31	2:03.865	4 Laps
17	2:07.935	7 Laps
12	2:09.573	7 Laps
27	2:08.876	6 Laps
30	2:13.944	9 Laps
10	2:09.611	9 Laps
29	2:05.054	6 Laps
40	2:25.435	15 Laps
7	2:11.765	7 Laps
28	2:07.583	9 Laps
11	1:58.105	1 Lap
6	2:06.136	7 Laps
46	2:09.353	41 Laps
14	2:04.075	4 Laps
20	2:08.434	14 Laps

Lap 87

Num	Lap Time	Gap
21	1:57.301	
16	5:55.364	4 Laps
32	2:08.476	5 Laps
9	2:04.273	6 Laps
3	2:07.825	7 Laps
34	2:03.506	21 Laps
2	2:07.152	4 Laps
5	2:08.416	7 Laps
1	2:01.041	3 Laps
19	2:07.820	2 Laps
31	2:03.399	4 Laps
22	2:13.141	10 Laps
25	2:15.748	15 Laps
17	2:06.516	7 Laps
27	2:07.488	6 Laps
12	2:08.560	7 Laps
10	2:07.606	9 Laps
29	2:04.294	6 Laps
30	2:12.792	9 Laps
40	2:21.637	15 Laps
11	2:00.778	1 Lap
7	2:10.785	7 Laps
28	2:10.173	9 Laps
6	2:07.163	7 Laps
14	2:04.173	4 Laps

Lap 88

Num	Lap Time	Gap
21	1:59.502	
46	2:09.626	42 Laps
20	2:09.108	15 Laps
16	2:03.407	4 Laps
32	2:09.694	5 Laps
9	2:05.539	6 Laps
34	2:02.327	21 Laps
2	2:06.872	4 Laps
3	2:14.584	7 Laps
1	2:00.703	3 Laps
5	2:07.907	7 Laps
31	2:03.486	4 Laps
19	2:18.367	2 Laps
22	2:15.229	10 Laps
17	2:06.904	7 Laps
27	2:07.899	6 Laps
29	2:06.240	6 Laps
12	2:08.592	7 Laps
25	2:16.575	15 Laps
10	2:09.039	9 Laps
30	2:11.574	9 Laps
11	1:58.697	1 Lap
7	2:09.055	7 Laps
28	2:09.546	9 Laps
6	2:07.152	7 Laps

Lap 89

Num	Lap Time	Gap
21	2:01.188	
40	2:26.970	16 Laps
14	2:05.888	5 Laps
46	2:09.315	42 Laps
16	2:02.011	4 Laps
20	2:08.573	15 Laps
32	2:08.827	5 Laps
9	2:04.541	6 Laps
34	2:01.781	21 Laps
2	2:08.092	4 Laps
3	2:09.245	7 Laps
5	2:07.735	7 Laps
19	1:59.124	2 Laps
31	2:08.730	4 Laps
17	2:08.854	7 Laps
22	2:15.283	10 Laps
29	2:07.523	6 Laps
27	2:09.878	6 Laps
12	2:09.399	7 Laps
25	2:14.859	15 Laps
10	2:14.084	9 Laps
11	2:01.528	1 Lap
30	2:15.016	9 Laps
7	2:09.642	7 Laps

Lap 90

Num	Lap Time	Gap
21	1:59.583	
28	2:10.849	10 Laps
6	2:07.553	8 Laps
14	2:05.708	5 Laps
16	2:03.701	4 Laps
46	2:09.699	42 Laps
40	2:19.189	16 Laps
20	2:08.734	15 Laps
1	3:57.491	4 Laps
34	2:03.319	21 Laps
32	2:08.042	5 Laps
9	2:04.498	6 Laps
2	2:07.210	4 Laps

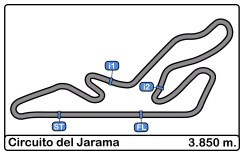

Circuito del Jarama
VI UV Endurance RACE Jarama
Carrera 8 horas resistencia
Analysis by Lap

Num	Lap Time	Gap
3	2:06.701	7 Laps
5	2:07.229	7 Laps
19	2:02.475	2 Laps
31	2:05.282	4 Laps
17	2:06.888	7 Laps
29	2:03.087	6 Laps
27	2:08.568	6 Laps
22	2:14.350	10 Laps
11	1:59.454	1 Lap
12	2:08.890	7 Laps
10	2:08.413	9 Laps
25	2:16.833	15 Laps
30	2:11.303	9 Laps

Lap 91

Num	Lap Time	Gap
21	1:59.590	
7	2:09.832	8 Laps
28	2:07.737	10 Laps
6	2:06.815	8 Laps
14	2:05.094	5 Laps
16	2:03.563	4 Laps
46	2:09.196	42 Laps
20	2:09.651	15 Laps
34	2:02.084	21 Laps
9	2:02.705	6 Laps
40	2:20.194	16 Laps
32	2:09.143	5 Laps
2	2:06.752	4 Laps
3	2:06.824	7 Laps
5	2:06.988	7 Laps
19	2:01.160	2 Laps
33	40:15.114	27 Laps
31	2:03.365	4 Laps
29	2:03.629	6 Laps
17	2:08.676	7 Laps
11	1:59.419	1 Lap
27	2:09.179	6 Laps
12	2:08.981	7 Laps
22	2:14.046	10 Laps
10	2:08.658	9 Laps
30	2:12.884	9 Laps

Lap 92

Num	Lap Time	Gap
21	2:09.224	
25	2:24.231	16 Laps
28	2:09.107	10 Laps
6	2:06.063	8 Laps
7	2:11.594	8 Laps
14	2:06.043	5 Laps
16	2:02.013	4 Laps
46	2:09.332	42 Laps
20	2:06.719	15 Laps
34	2:02.342	21 Laps
9	2:02.231	6 Laps
32	2:10.425	5 Laps
40	2:19.238	16 Laps
2	2:07.273	4 Laps
19	2:01.637	2 Laps
3	2:08.287	7 Laps
5	2:07.636	7 Laps
31	2:03.648	4 Laps
11	1:59.252	1 Lap
29	2:05.303	6 Laps
17	2:06.693	7 Laps
27	2:09.145	6 Laps
12	2:08.818	7 Laps
10	2:12.393	9 Laps
22	2:15.723	10 Laps
30	2:10.295	9 Laps
16	2:01.493	3 Laps
6	2:06.637	7 Laps
14	2:09.434	4 Laps
28	2:12.196	9 Laps
7	2:11.252	7 Laps
34	2:02.456	20 Laps
9	2:06.058	5 Laps
46	2:09.514	41 Laps
20	2:09.663	14 Laps
32	2:09.171	4 Laps
19	2:00.394	1 Lap
2	2:07.254	3 Laps
3	2:08.346	6 Laps
5	2:07.178	6 Laps
31	2:03.891	3 Laps
40	2:23.791	15 Laps
11	1:58.898	3:26.019
29	2:03.493	5 Laps
17	2:06.809	6 Laps
27	2:07.730	5 Laps
12	2:08.639	6 Laps
10	2:08.893	8 Laps
22	2:13.514	9 Laps
16	2:03.056	2 Laps
30	2:11.164	8 Laps
6	2:06.177	6 Laps
14	2:04.520	3 Laps
28	2:07.904	8 Laps
7	2:09.887	6 Laps

Lap 93

Num	Lap Time	Gap
21	4:36.706	
34	2:03.520	20 Laps
9	2:03.578	5 Laps
20	2:07.300	14 Laps
46	2:09.498	41 Laps
19	1:58.860	1 Lap
2	2:06.643	3 Laps
3	2:05.887	6 Laps
31	2:03.702	3 Laps
5	2:09.186	6 Laps
11	2:00.191	49.504
40	2:19.140	15 Laps
29	2:03.907	5 Laps
27	2:10.413	5 Laps
12	2:12.257	6 Laps
10	2:08.180	8 Laps
16	2:01.800	2 Laps
17	2:41.873	6 Laps
22	2:14.125	9 Laps
6	2:05.942	6 Laps
14	2:05.265	3 Laps
30	2:11.500	8 Laps
28	2:08.306	8 Laps
34	2:03.907	19 Laps
7	2:09.594	6 Laps
9	2:03.512	4 Laps
20	2:06.983	13 Laps
19	1:58.681	2:19.483
46	2:10.109	40 Laps
2	2:06.675	2 Laps
31	2:02.836	2 Laps
3	2:06.547	5 Laps
5	2:09.190	5 Laps
32	4:40.880	4 Laps
29	2:04.207	4 Laps
25	7:42.329	16 Laps
40	2:18.346	14 Laps
27	2:09.864	4 Laps
16	2:02.520	1 Lap
10	2:11.081	7 Laps
6	2:04.990	5 Laps
14	2:04.664	2 Laps
22	2:13.492	8 Laps
30	2:10.831	7 Laps
34	2:04.521	18 Laps
28	2:08.631	7 Laps
9	2:05.412	3 Laps
7	2:10.261	5 Laps

Lap 94

Num	Lap Time	Gap
19	1:58.708	
20	2:09.763	13 Laps
46	2:09.831	40 Laps
21	4:43.920	25.729
31	2:02.906	2 Laps
2	2:07.701	2 Laps
3	2:06.866	5 Laps
5	2:08.335	5 Laps
29	2:03.362	4 Laps
11	4:21.707	53.020
25	2:18.980	16 Laps
40	2:17.263	14 Laps
16	2:01.327	1 Lap
27	2:10.970	4 Laps
10	2:10.805	7 Laps
6	2:05.836	5 Laps
14	2:05.993	2 Laps
34	2:03.157	18 Laps
22	2:13.227	8 Laps

Lap 95

Num	Lap Time	Gap
19	1:58.994	
30	2:10.543	8 Laps
28	2:08.247	8 Laps
9	2:05.937	4 Laps
7	2:10.624	6 Laps
33	12:11.741	30 Laps
20	2:07.546	13 Laps
21	1:57.301	24.036
46	2:09.154	40 Laps
31	2:04.301	2 Laps
2	2:06.486	2 Laps
3	2:06.010	5 Laps
12	5:38.207	7 Laps
5	2:08.645	5 Laps
29	2:03.092	4 Laps
16	2:02.131	1 Lap
25	2:17.350	16 Laps
40	2:19.554	14 Laps
27	2:10.945	4 Laps
10	2:10.541	7 Laps
6	2:05.606	5 Laps
14	2:05.706	2 Laps

Lap 96

Num	Lap Time	Gap
19	1:58.632	
34	2:05.466	19 Laps
9	2:05.984	4 Laps
28	2:10.190	8 Laps
22	2:15.046	9 Laps

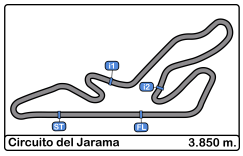

Circuito del Jarama
VI UV Endurance RACE Jarama
Carrera 8 horas resistencia
Analysis by Lap

Num	Lap Time	Gap
30	2:13.103	8 Laps
7	2:10.760	6 Laps
21	1:57.205	22.609
46	2:08.751	40 Laps
33	2:25.684	30 Laps
2	2:05.967	2 Laps
3	2:05.895	5 Laps
29	2:02.903	4 Laps
5	2:08.681	5 Laps
16	2:01.920	1 Lap
11	4:45.672	1 Lap
32	6:59.454	6 Laps
27	2:11.473	4 Laps
25	2:21.021	16 Laps
40	2:17.155	14 Laps

Lap 97

Num	Lap Time	Gap
19	1:58.656	
6	2:07.388	6 Laps
14	2:06.619	3 Laps
34	2:02.877	19 Laps
10	2:14.647	8 Laps
9	2:06.756	4 Laps
21	1:58.245	22.198
28	2:08.150	8 Laps
30	2:10.231	8 Laps
22	2:12.799	9 Laps
46	2:09.053	40 Laps
2	2:05.938	2 Laps
3	2:05.410	5 Laps
20	4:36.137	14 Laps
29	2:05.760	4 Laps
33	2:25.568	30 Laps
5	2:08.015	5 Laps
16	2:00.192	1 Lap
11	2:00.636	1 Lap
32	2:05.024	6 Laps

Lap 98

Num	Lap Time	Gap
19	1:59.624	
6	2:05.223	6 Laps
34	2:03.197	19 Laps
14	2:06.187	3 Laps
27	2:13.587	5 Laps
25	2:21.101	17 Laps
21	1:57.720	20.294
10	2:12.194	8 Laps
40	2:26.052	15 Laps
28	2:08.296	8 Laps
30	2:08.556	8 Laps
22	2:12.495	9 Laps
46	2:08.856	40 Laps
2	2:05.771	2 Laps
3	2:06.036	5 Laps
31	6:26.362	4 Laps
29	2:03.695	4 Laps
5	2:07.821	5 Laps
33	2:24.737	30 Laps
16	2:00.040	1 Lap
11	1:59.337	1 Lap
12	6:59.201	9 Laps
32	2:04.694	6 Laps

Lap 99

Num	Lap Time	Gap
19	1:57.884	
34	2:02.667	19 Laps
6	2:07.204	6 Laps
14	2:06.712	3 Laps
21	1:56.125	18.535
27	2:12.664	5 Laps
10	2:11.150	8 Laps
25	2:19.396	17 Laps
28	2:07.147	8 Laps
40	2:20.292	15 Laps
30	2:09.171	8 Laps
7	6:26.824	8 Laps
22	2:12.303	9 Laps
2	2:05.427	2 Laps
46	2:10.428	40 Laps
3	2:05.514	5 Laps
29	2:03.280	4 Laps
16	2:00.636	1 Lap
11	2:00.019	1 Lap

Lap 100

Num	Lap Time	Gap
19	1:59.460	
12	2:03.916	10 Laps
33	2:23.075	31 Laps
32	2:03.578	7 Laps
21	1:55.871	14.946
34	2:03.337	19 Laps
14	2:07.182	3 Laps
17	14:53.743	12 Laps
27	2:10.993	5 Laps
10	2:09.370	8 Laps
28	2:08.676	8 Laps
9	6:29.783	6 Laps
30	2:09.235	8 Laps
25	2:18.986	17 Laps
40	2:17.971	15 Laps
22	2:13.849	9 Laps
2	2:05.477	2 Laps
3	2:06.568	5 Laps
46	2:07.977	40 Laps
29	2:03.118	4 Laps
16	2:00.917	1 Lap
11	1:59.050	1 Lap
31	4:54.408	5 Laps

Lap 101

Num	Lap Time	Gap
19	1:58.788	
12	2:03.907	10 Laps
20	7:04.327	17 Laps
32	2:03.864	7 Laps
21	1:56.275	12.433
5	4:56.872	7 Laps
34	2:02.061	19 Laps
33	2:22.831	31 Laps
14	2:05.767	3 Laps
27	2:10.200	5 Laps
17	2:18.445	12 Laps
10	2:10.608	8 Laps
28	2:07.806	8 Laps
30	2:09.145	8 Laps
25	2:16.348	17 Laps
2	2:06.280	2 Laps
40	2:19.517	15 Laps
46	2:09.178	40 Laps
29	2:06.488	4 Laps
22	2:14.932	9 Laps
16	2:00.299	1 Lap
11	1:58.608	1 Lap

Lap 102

Num	Lap Time	Gap
19	1:58.312	
31	2:05.607	6 Laps
12	2:03.398	10 Laps
21	1:56.947	11.068
32	2:03.863	7 Laps
20	2:13.372	17 Laps
34	2:02.696	19 Laps
14	2:06.482	3 Laps
6	6:20.737	8 Laps
33	2:22.308	31 Laps
27	2:10.781	5 Laps
17	2:10.676	12 Laps
28	2:10.173	8 Laps
10	2:13.219	8 Laps
30	2:09.059	8 Laps
2	2:05.843	2 Laps
29	2:03.678	4 Laps
22	2:12.740	9 Laps
25	2:24.685	17 Laps
16	2:01.839	1 Lap
11	1:59.065	1 Lap
40	2:21.119	15 Laps

Lap 103

Num	Lap Time	Gap
19	1:58.027	
9	5:07.369	8 Laps
21	1:55.550	08.591
31	2:04.045	6 Laps
12	2:03.077	10 Laps
32	2:02.622	7 Laps
20	2:09.590	17 Laps
34	2:04.798	19 Laps
3	5:28.946	7 Laps
14	2:05.587	3 Laps
7	8:07.598	11 Laps
33	2:20.752	31 Laps
27	2:12.278	5 Laps
17	2:12.121	12 Laps
28	2:09.049	8 Laps
10	2:10.471	8 Laps
30	2:08.573	8 Laps
2	2:06.338	2 Laps
29	2:03.856	4 Laps
11	1:58.896	1 Lap
16	2:01.953	1 Lap
22	2:13.697	9 Laps

Lap 104

Num	Lap Time	Gap
19	1:57.575	
21	1:57.001	08.017
25	2:21.896	18 Laps
9	2:05.486	8 Laps
46	4:42.336	42 Laps
40	2:23.542	16 Laps
31	2:03.605	6 Laps
32	2:03.170	7 Laps
12	2:05.500	10 Laps
34	2:03.102	19 Laps
20	2:10.038	17 Laps
14	2:06.061	3 Laps
7	2:11.410	11 Laps
27	2:09.299	5 Laps
17	2:08.762	12 Laps

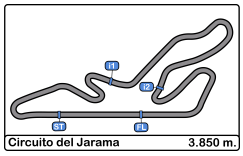

Circuito del Jarama
VI UV Endurance RACE Jarama
Carrera 8 horas resistencia
Analysis by Lap

Num	Lap Time	Gap
28	2:09.044	8 Laps
33	2:21.244	31 Laps
10	2:10.641	8 Laps
30	2:07.953	8 Laps
2	2:06.206	2 Laps
29	2:04.960	4 Laps
11	1:58.436	1 Lap
16	2:01.211	1 Lap
Num	**Lap Time**	**Gap**
Lap 105		
19	1:56.647	
21	1:56.030	07.400
22	2:13.098	10 Laps
9	2:03.412	8 Laps
31	2:03.625	6 Laps
32	2:03.603	7 Laps
12	2:04.336	10 Laps
25	2:25.125	18 Laps
40	2:23.086	16 Laps
34	2:03.606	19 Laps
20	2:08.998	17 Laps
14	2:05.704	3 Laps
7	2:10.775	11 Laps
17	2:08.071	12 Laps
27	2:12.907	5 Laps
28	2:10.807	8 Laps
30	2:10.089	8 Laps
11	2:02.316	1 Lap
10	2:12.531	8 Laps
2	2:06.937	2 Laps
29	2:07.262	4 Laps
6	7:07.999	10 Laps
16	2:01.265	1 Lap
Num	**Lap Time**	**Gap**
Lap 106		
19	1:57.216	
33	2:22.686	32 Laps
21	1:55.634	05.818
9	2:03.101	8 Laps
31	2:03.519	6 Laps

Num	Lap Time	Gap
22	2:13.424	10 Laps
32	2:03.219	7 Laps
12	2:04.025	10 Laps
34	2:04.944	19 Laps
25	2:18.339	18 Laps
40	2:21.033	16 Laps
20	2:07.221	17 Laps
14	2:05.082	3 Laps
3	6:30.340	9 Laps
7	2:10.553	11 Laps
17	2:07.449	12 Laps
11	2:01.352	1 Lap
27	2:13.524	5 Laps
Num	**Lap Time**	**Gap**
Lap 107		
19	1:59.057	
28	2:11.994	9 Laps
16	2:03.123	2 Laps
21	1:57.819	04.580
30	2:09.308	9 Laps
2	2:07.818	3 Laps
29	2:07.026	5 Laps
10	2:13.395	9 Laps
6	2:22.515	11 Laps
33	2:19.926	32 Laps
9	2:03.338	8 Laps
31	2:03.202	6 Laps
5	12:03.761	12 Laps
32	2:02.099	7 Laps
12	2:04.479	10 Laps
22	2:13.932	10 Laps
34	2:03.581	19 Laps
20	2:07.105	17 Laps
25	2:18.416	18 Laps
14	2:04.479	3 Laps
40	2:21.579	16 Laps
3	2:12.842	9 Laps
11	2:00.031	1 Lap

Num	Lap Time	Gap
Lap 108		
19	1:57.697	
7	2:10.131	12 Laps
17	2:10.697	13 Laps
21	1:56.290	03.173
16	2:05.722	2 Laps
29	2:06.288	5 Laps
2	2:09.112	3 Laps
30	2:10.880	9 Laps
28	2:15.593	9 Laps
10	2:09.894	9 Laps
9	2:05.539	8 Laps
46	8:18.044	45 Laps
31	2:03.986	6 Laps
6	2:17.304	11 Laps
32	2:03.079	7 Laps
33	2:21.798	32 Laps
12	2:03.746	10 Laps
5	2:12.405	12 Laps
34	2:02.749	19 Laps
22	2:13.758	10 Laps
20	2:07.115	17 Laps
14	2:04.448	3 Laps
25	2:18.758	18 Laps
40	2:21.664	16 Laps
3	2:12.167	9 Laps
11	1:57.962	1 Lap
Num	**Lap Time**	**Gap**
Lap 109		
19	1:58.386	
21	1:56.137	00.924
7	2:11.270	12 Laps
17	2:09.961	13 Laps
16	2:02.225	2 Laps
29	2:04.622	5 Laps
2	2:06.553	3 Laps
30	2:07.877	9 Laps
10	2:09.982	9 Laps
9	2:02.409	8 Laps
31	2:03.356	6 Laps

Num	Lap Time	Gap
32	2:02.178	7 Laps
12	2:03.985	10 Laps
6	2:13.130	11 Laps
5	2:09.480	12 Laps
46	2:23.399	45 Laps
34	2:03.211	19 Laps
33	2:22.134	32 Laps
27	5:13.567	7 Laps
22	2:13.678	10 Laps
20	2:10.739	17 Laps
25	2:15.958	18 Laps
Num	**Lap Time**	**Gap**
Lap 110		
21	1:57.163	
19	1:58.535	00.448
11	2:01.332	2 Laps
3	2:12.978	10 Laps
16	2:01.272	2 Laps
40	2:26.435	17 Laps
7	2:11.369	12 Laps
29	2:05.428	5 Laps
17	2:13.545	13 Laps
2	2:06.279	3 Laps
30	2:07.463	9 Laps
9	2:02.084	8 Laps
10	2:11.459	9 Laps
32	2:03.982	7 Laps
31	2:04.881	6 Laps
12	2:03.486	10 Laps
34	2:03.223	19 Laps
6	2:12.875	11 Laps
5	2:16.388	12 Laps
22	2:13.988	10 Laps
33	2:24.289	32 Laps
20	2:10.454	17 Laps
46	2:41.005	45 Laps
28	5:25.584	10 Laps

Num	Lap Time	Gap
Lap 111		
21	1:56.041	
19	1:56.956	01.363
11	1:59.677	2 Laps
25	2:20.123	19 Laps
16	2:01.478	2 Laps
3	2:11.956	10 Laps
29	2:04.521	5 Laps
7	2:09.753	12 Laps
2	2:06.888	3 Laps
30	2:09.699	9 Laps
9	2:02.356	8 Laps
40	2:28.482	17 Laps
32	2:03.685	7 Laps
10	2:09.668	9 Laps
31	2:03.623	6 Laps
12	2:03.439	10 Laps
34	2:03.541	19 Laps
6	2:11.636	11 Laps
5	2:28.040	12 Laps
22	2:15.508	10 Laps
14	6:20.644	5 Laps
Num	**Lap Time**	**Gap**
Lap 112		
21	1:56.543	
19	1:58.113	02.933
20	2:07.533	18 Laps
11	2:00.180	2 Laps
33	2:24.187	33 Laps
46	2:24.880	46 Laps
16	2:01.717	2 Laps
3	2:10.326	10 Laps
29	2:05.739	5 Laps
25	2:24.257	19 Laps
7	2:09.654	12 Laps
9	2:01.419	8 Laps
30	2:08.381	9 Laps
32	2:02.604	7 Laps
31	2:03.104	6 Laps
10	2:11.329	9 Laps

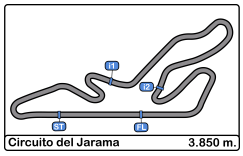

Circuito del Jarama
VI UV Endurance RACE Jarama
Carrera 8 horas resistencia
Analysis by Lap

Num	Lap Time	Gap
12	2:04.436	10 Laps
34	2:03.765	19 Laps
6	2:11.188	11 Laps
Num	**Lap Time**	**Gap**
Lap 113		
21	1:57.501	
19	1:56.577	02.009
17	5:23.814	15 Laps
5	2:07.916	13 Laps
11	1:59.291	2 Laps
20	2:06.768	18 Laps
16	2:01.832	2 Laps
27	7:15.059	10 Laps
46	2:25.562	46 Laps
29	2:05.555	5 Laps
3	2:11.255	10 Laps
9	2:03.539	8 Laps
7	2:11.033	12 Laps
32	2:03.002	7 Laps
25	2:20.223	19 Laps
31	2:02.504	6 Laps
30	2:09.878	9 Laps
12	2:04.504	10 Laps
10	2:09.593	9 Laps
34	2:04.035	19 Laps
Num	**Lap Time**	**Gap**
Lap 114		
21	1:55.952	
6	2:10.893	12 Laps
19	1:56.679	02.736
2	5:13.893	5 Laps
11	2:00.996	2 Laps
5	2:08.126	13 Laps
20	2:05.755	18 Laps
28	6:28.910	13 Laps
16	2:00.540	2 Laps
29	2:06.764	5 Laps
3	2:08.295	10 Laps
9	2:02.305	8 Laps
27	2:26.158	10 Laps

Num	Lap Time	Gap
46	2:24.285	46 Laps
32	2:02.440	7 Laps
31	2:02.614	6 Laps
7	2:11.345	12 Laps
30	2:12.863	9 Laps
12	2:04.451	10 Laps
25	2:23.160	19 Laps
10	2:08.237	9 Laps
40	6:36.055	19 Laps
34	2:03.870	19 Laps
Num	**Lap Time**	**Gap**
Lap 115		
21	1:55.812	
19	1:57.896	04.820
6	2:09.742	12 Laps
14	6:11.602	8 Laps
11	1:59.692	2 Laps
5	2:07.678	13 Laps
20	2:05.616	18 Laps
16	2:01.235	2 Laps
28	2:16.205	13 Laps
9	2:01.626	8 Laps
22	7:06.512	13 Laps
29	2:06.148	5 Laps
3	2:08.356	10 Laps
32	2:03.004	7 Laps
31	2:02.903	6 Laps
7	2:10.021	12 Laps
12	2:04.262	10 Laps
27	2:24.099	10 Laps
30	2:10.749	9 Laps
46	2:25.878	46 Laps
34	2:04.098	19 Laps
Num	**Lap Time**	**Gap**
Lap 116		
21	1:56.543	
19	1:57.394	05.671
25	2:22.607	20 Laps
11	1:59.801	2 Laps
6	2:09.861	12 Laps

Num	Lap Time	Gap
14	2:07.223	8 Laps
5	2:08.056	13 Laps
20	2:05.904	18 Laps
16	2:00.666	2 Laps
28	2:13.650	13 Laps
17	7:03.262	17 Laps
9	2:01.367	8 Laps
29	2:05.644	5 Laps
3	2:08.117	10 Laps
31	2:03.366	6 Laps
33	9:08.775	36 Laps
12	2:04.334	10 Laps
7	2:09.170	12 Laps
32	2:24.814	7 Laps
Num	**Lap Time**	**Gap**
Lap 117		
21	1:57.629	
30	2:10.289	10 Laps
34	2:09.658	20 Laps
19	1:58.032	06.074
27	2:22.101	11 Laps
46	2:22.847	47 Laps
11	2:01.387	2 Laps
2	6:10.091	7 Laps
25	2:18.635	20 Laps
6	2:08.554	12 Laps
14	2:06.479	8 Laps
20	2:05.396	18 Laps
16	1:59.929	2 Laps
5	2:09.140	13 Laps
9	2:02.531	8 Laps
28	2:12.580	13 Laps
17	2:09.877	17 Laps
29	2:06.291	5 Laps
31	2:02.758	6 Laps
10	5:49.515	11 Laps
40	5:51.780	21 Laps
3	2:10.017	10 Laps
12	2:02.586	10 Laps

Num	Lap Time	Gap
Lap 118		
21	1:56.676	
7	2:08.765	13 Laps
32	2:03.682	8 Laps
19	1:57.264	06.662
30	2:09.447	10 Laps
27	2:16.030	11 Laps
11	2:01.753	2 Laps
2	2:03.261	7 Laps
46	2:20.492	47 Laps
14	2:05.872	8 Laps
6	2:09.104	12 Laps
16	2:01.048	2 Laps
25	2:25.125	20 Laps
20	2:08.246	18 Laps
5	2:08.263	13 Laps
9	2:01.966	8 Laps
28	2:10.877	13 Laps
29	2:04.886	5 Laps
17	2:08.779	17 Laps
31	2:02.679	6 Laps
Num	**Lap Time**	**Gap**
Lap 119		
21	1:56.912	
3	2:11.738	11 Laps
12	2:03.379	11 Laps
22	6:40.862	16 Laps
19	1:59.834	09.584
40	2:20.633	22 Laps
32	2:04.950	8 Laps
7	2:10.097	13 Laps
30	2:09.104	10 Laps
11	2:00.737	2 Laps
2	2:02.980	7 Laps
27	2:13.447	11 Laps
14	2:04.636	8 Laps
16	2:00.628	2 Laps
6	2:07.654	12 Laps
46	2:21.618	47 Laps
20	2:07.373	18 Laps

Num	Lap Time	Gap
5	2:08.225	13 Laps
25	2:20.939	20 Laps
9	2:01.260	8 Laps
29	2:05.888	5 Laps
31	2:04.030	6 Laps
28	2:14.188	13 Laps
Num	**Lap Time**	**Gap**
Lap 120		
21	1:56.613	
17	2:12.089	18 Laps
12	2:02.627	11 Laps
19	1:58.180	11.151
3	2:08.946	11 Laps
32	2:05.532	8 Laps
22	2:15.539	16 Laps
7	2:10.209	13 Laps
40	2:18.488	22 Laps
30	2:08.542	10 Laps
11	2:02.681	2 Laps
2	2:03.164	7 Laps
16	2:00.794	2 Laps
27	2:13.535	11 Laps
14	2:04.747	8 Laps
6	2:07.377	12 Laps
20	2:07.668	18 Laps
5	2:08.192	13 Laps
46	2:24.868	47 Laps
9	2:01.603	8 Laps
25	2:17.841	20 Laps
Num	**Lap Time**	**Gap**
Lap 121		
21	1:57.189	
31	2:04.024	7 Laps
29	2:06.733	6 Laps
19	1:57.401	11.363
17	2:09.841	18 Laps
12	2:03.466	11 Laps
28	2:14.666	14 Laps
3	2:07.618	11 Laps
32	2:02.844	8 Laps

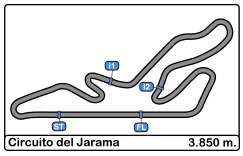

Circuito del Jarama
VI UV Endurance RACE Jarama
Carrera 8 horas resistencia
Analysis by Lap

Num	Lap Time	Gap
22	2:13.876	16 Laps
7	2:09.965	13 Laps
11	2:03.882	2 Laps
30	2:08.908	10 Laps
2	2:03.211	7 Laps
40	2:21.537	22 Laps
10	7:09.803	14 Laps
16	2:01.157	2 Laps
14	2:03.754	8 Laps
27	2:13.242	11 Laps
6	2:09.127	12 Laps
5	2:08.180	13 Laps
9	2:01.416	8 Laps
20	2:16.330	18 Laps

Lap 122

Num	Lap Time	Gap
21	1:57.211	
46	2:21.195	48 Laps
25	2:17.755	21 Laps
31	2:04.016	7 Laps
19	1:57.724	11.876
29	2:06.512	6 Laps
33	10:28.601	41 Laps
12	2:03.528	11 Laps
17	2:08.200	18 Laps
28	2:10.596	14 Laps
32	2:03.220	8 Laps
3	2:08.309	11 Laps
11	2:02.282	2 Laps
7	2:10.255	13 Laps
22	2:12.608	16 Laps
2	2:02.324	7 Laps
30	2:08.860	10 Laps
16	2:00.551	2 Laps
10	2:08.923	14 Laps
40	2:17.802	22 Laps
14	2:04.126	8 Laps
27	2:13.344	11 Laps
6	2:08.521	12 Laps
9	2:02.118	8 Laps
5	2:10.385	13 Laps

Lap 123

Num	Lap Time	Gap
21	1:56.780	
19	1:57.119	12.215
31	2:04.653	7 Laps
29	2:06.739	6 Laps
46	2:22.653	48 Laps
12	2:03.415	11 Laps
25	2:19.295	21 Laps
17	2:07.984	18 Laps
32	2:03.856	8 Laps
33	2:17.632	41 Laps
28	2:10.974	14 Laps
3	2:08.296	11 Laps
11	2:01.621	2 Laps
2	2:02.850	7 Laps
7	2:09.675	13 Laps
16	1:59.268	2 Laps
22	2:11.756	16 Laps
30	2:10.526	10 Laps
10	2:08.223	14 Laps
14	2:04.227	8 Laps
40	2:18.938	22 Laps
6	2:09.407	12 Laps
27	2:12.661	11 Laps
9	2:01.260	8 Laps

Lap 124

Num	Lap Time	Gap
21	1:57.625	
5	2:07.766	14 Laps
19	1:57.279	11.869
31	2:03.766	7 Laps
12	2:02.642	11 Laps
20	4:51.519	20 Laps
32	2:03.429	8 Laps
17	2:09.415	18 Laps
46	2:22.113	48 Laps
25	2:17.886	21 Laps
3	2:11.066	11 Laps
28	2:14.234	14 Laps
33	2:19.262	41 Laps
11	2:03.069	2 Laps
2	2:02.920	7 Laps
16	1:59.878	2 Laps
7	2:08.958	13 Laps
22	2:11.466	16 Laps
30	2:09.995	10 Laps
14	2:03.192	8 Laps
10	2:07.231	14 Laps
9	2:01.441	8 Laps
40	2:16.547	22 Laps

Lap 125

Num	Lap Time	Gap
21	1:58.465	
6	2:08.926	13 Laps
27	2:12.909	12 Laps
19	1:58.035	11.439
5	2:08.325	14 Laps
31	2:04.285	7 Laps
12	2:02.776	11 Laps
32	2:03.269	8 Laps
17	2:07.114	18 Laps
20	2:14.931	20 Laps
29	4:37.083	7 Laps
25	2:14.127	21 Laps
11	2:01.890	2 Laps
46	2:18.632	48 Laps
3	2:08.660	11 Laps
2	2:03.881	7 Laps
16	2:00.351	2 Laps
28	2:13.516	14 Laps
33	2:14.728	41 Laps
7	2:09.709	13 Laps
14	2:04.104	8 Laps
22	2:11.802	16 Laps
30	2:09.988	10 Laps
10	2:07.985	14 Laps

Lap 126

Num	Lap Time	Gap
21	1:56.704	
9	2:01.823	9 Laps
19	1:56.730	11.465
6	2:09.870	13 Laps
40	2:16.631	23 Laps
27	2:13.443	12 Laps
5	2:08.587	14 Laps
31	2:04.289	7 Laps
12	2:02.188	11 Laps
32	2:03.107	8 Laps
17	2:06.703	18 Laps
11	1:58.308	2 Laps
20	2:13.269	20 Laps
16	2:01.447	2 Laps
2	2:04.035	7 Laps
3	2:09.407	11 Laps
25	2:19.119	21 Laps
28	2:09.659	14 Laps
33	2:12.912	41 Laps
46	2:22.354	48 Laps
14	2:04.173	8 Laps
7	2:10.375	13 Laps
34	19:18.614	28 Laps
30	2:10.428	10 Laps
22	2:11.193	16 Laps
10	2:07.074	14 Laps

Lap 127

Num	Lap Time	Gap
21	1:57.058	
9	2:01.410	9 Laps
19	1:56.507	10.914
6	2:10.011	13 Laps
27	2:11.236	12 Laps
5	2:08.539	14 Laps
40	2:17.953	23 Laps
31	2:04.156	7 Laps
12	2:01.361	11 Laps
32	2:02.460	8 Laps
11	1:59.341	2 Laps
17	2:06.865	18 Laps
16	1:59.942	2 Laps
2	2:02.610	7 Laps
20	2:13.630	20 Laps
3	2:07.377	11 Laps
28	2:09.525	14 Laps
25	2:16.993	21 Laps
33	2:12.217	41 Laps
14	2:04.867	8 Laps

Lap 128

Num	Lap Time	Gap
21	1:58.034	
7	2:10.328	14 Laps
46	2:21.810	49 Laps
10	2:08.001	15 Laps
19	1:56.944	09.824
9	2:02.599	9 Laps
22	2:13.791	17 Laps
30	2:16.968	11 Laps
6	2:07.864	13 Laps
31	2:04.232	7 Laps
5	2:08.321	14 Laps
12	2:02.423	11 Laps
27	2:13.189	12 Laps
40	2:16.779	23 Laps
32	2:03.021	8 Laps
11	2:00.881	2 Laps
17	2:07.250	18 Laps
16	2:01.136	2 Laps
2	2:02.852	7 Laps
3	2:07.688	11 Laps
20	2:12.145	20 Laps
28	2:08.777	14 Laps

Lap 129

Num	Lap Time	Gap
21	1:56.605	
14	2:05.346	9 Laps
33	2:14.457	42 Laps
19	1:57.372	10.591
7	2:10.099	14 Laps

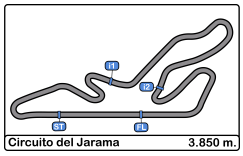

Circuito del Jarama
VI UV Endurance RACE Jarama
Carrera 8 horas resistencia
Analysis by Lap

Num	Lap Time	Gap
9	2:01.734	9 Laps
25	2:23.513	22 Laps
10	2:08.786	15 Laps
22	2:11.420	17 Laps
46	2:23.900	49 Laps
30	2:16.390	11 Laps
6	2:09.128	13 Laps
31	2:03.512	7 Laps
12	2:02.168	11 Laps
5	2:08.349	14 Laps
27	2:13.440	12 Laps
32	2:02.798	8 Laps
11	2:00.593	2 Laps
40	2:19.806	23 Laps
16	2:00.578	2 Laps
17	2:07.331	18 Laps
2	2:02.853	7 Laps
29	8:31.163	10 Laps
3	2:07.899	11 Laps

Lap 130

Num	Lap Time	Gap
21	1:57.387	
20	2:11.692	21 Laps
34	6:07.475	31 Laps
19	1:56.959	10.163
14	2:04.945	9 Laps
28	2:12.398	15 Laps
9	2:02.533	9 Laps
33	2:12.299	42 Laps
7	2:09.974	14 Laps
10	2:07.634	15 Laps
25	2:16.874	22 Laps
22	2:11.545	17 Laps
46	2:19.473	49 Laps
30	2:16.280	11 Laps
6	2:07.799	13 Laps
12	2:02.288	11 Laps
31	2:03.765	7 Laps
5	2:08.085	14 Laps
32	2:03.185	8 Laps
11	2:01.958	2 Laps
27	2:16.671	12 Laps
16	2:00.010	2 Laps
40	2:18.000	23 Laps
17	2:06.367	18 Laps
2	2:02.322	7 Laps
29	2:07.703	10 Laps

Lap 131

Num	Lap Time	Gap
21	1:56.738	
3	2:07.546	12 Laps
19	1:56.463	09.888
34	2:03.464	31 Laps
14	2:03.899	9 Laps
20	2:12.405	21 Laps
28	2:08.730	15 Laps
9	2:02.373	9 Laps
7	2:09.891	14 Laps
10	2:07.464	15 Laps
33	2:13.280	42 Laps
22	2:11.073	17 Laps
25	2:18.202	22 Laps
12	2:02.637	11 Laps
30	2:10.929	11 Laps
31	2:03.504	7 Laps
6	2:08.500	13 Laps
46	2:23.168	49 Laps
5	2:09.069	14 Laps
11	1:58.207	2 Laps
32	2:03.797	8 Laps
16	2:00.187	2 Laps
27	2:14.820	12 Laps
2	2:03.294	7 Laps
17	2:07.248	18 Laps

Lap 132

Num	Lap Time	Gap
21	1:56.493	
40	2:16.874	24 Laps
29	2:06.653	11 Laps
3	2:07.025	12 Laps
34	2:01.545	31 Laps
14	2:04.956	9 Laps
20	2:09.731	21 Laps
9	2:02.948	9 Laps
28	2:09.865	15 Laps
10	2:06.670	15 Laps
7	2:09.645	14 Laps
33	2:11.673	42 Laps
22	2:11.187	17 Laps
12	2:02.717	11 Laps
31	2:03.140	7 Laps
25	2:17.430	22 Laps
30	2:10.261	11 Laps
6	2:08.082	13 Laps
11	1:59.247	2 Laps
32	2:03.942	8 Laps
5	2:08.891	14 Laps
16	1:59.557	2 Laps
46	2:22.310	49 Laps

Lap 133

Num	Lap Time	Gap
21	1:57.649	
2	2:03.381	8 Laps
27	2:12.079	13 Laps
17	2:07.047	19 Laps
29	2:06.308	11 Laps
34	2:01.625	31 Laps
40	2:17.627	24 Laps
3	2:07.493	12 Laps
14	2:04.288	9 Laps
9	2:02.747	9 Laps
19	4:26.310	1 Lap
20	2:10.383	21 Laps
28	2:08.371	15 Laps
10	2:07.301	15 Laps
7	2:09.688	14 Laps
33	2:10.218	42 Laps
12	2:02.344	11 Laps
31	2:03.746	7 Laps
22	2:12.426	17 Laps
11	2:02.880	2 Laps
6	2:09.508	13 Laps
30	2:11.621	11 Laps
32	2:02.701	8 Laps
25	2:20.952	22 Laps
16	2:00.328	2 Laps
5	2:09.202	14 Laps

Lap 134

Num	Lap Time	Gap
21	1:57.218	
46	2:19.071	50 Laps
2	2:06.526	8 Laps
17	2:07.169	19 Laps
27	2:12.841	13 Laps
29	2:05.657	11 Laps
34	2:03.041	31 Laps
3	2:06.945	12 Laps
14	2:04.099	9 Laps
9	2:02.375	9 Laps
40	2:19.484	24 Laps
20	2:09.362	21 Laps
28	2:09.038	15 Laps
10	2:07.268	15 Laps
7	2:08.828	14 Laps
33	2:10.079	42 Laps
12	2:02.673	11 Laps
31	2:02.484	7 Laps
11	2:01.007	2 Laps
22	2:11.124	17 Laps
32	2:02.819	8 Laps
16	1:59.945	2 Laps
6	2:09.772	13 Laps
30	2:09.699	11 Laps
5	2:09.041	14 Laps
25	2:22.049	22 Laps
2	2:03.362	7 Laps
17	2:07.294	18 Laps
46	2:18.046	49 Laps
34	2:03.468	30 Laps
27	2:13.438	12 Laps
14	2:05.189	8 Laps
9	2:02.029	8 Laps
3	2:08.036	11 Laps
29	2:23.972	10 Laps
40	2:16.767	23 Laps
28	2:09.491	14 Laps
20	2:12.717	20 Laps
10	2:08.599	14 Laps
7	2:09.409	13 Laps
12	2:02.652	10 Laps
31	2:02.644	6 Laps
33	2:11.442	41 Laps
11	2:00.547	1 Lap
16	2:01.208	1 Lap
32	2:03.521	7 Laps
22	2:11.493	16 Laps
6	2:06.984	12 Laps
30	2:08.330	10 Laps
5	2:08.422	13 Laps
2	2:04.295	6 Laps

Lap 135

Num	Lap Time	Gap
21	4:18.069	
17	2:07.462	18 Laps
34	2:01.158	30 Laps
46	2:15.439	49 Laps
9	2:01.937	8 Laps
27	2:12.600	12 Laps
14	2:05.038	8 Laps
3	2:05.691	11 Laps
1	1:35:49.618	48 Laps
19	6:31.426	2 Laps
28	2:10.860	14 Laps
20	2:11.456	20 Laps
40	2:19.482	23 Laps
10	2:08.660	14 Laps
12	2:04.504	10 Laps
31	2:03.095	6 Laps
7	2:09.899	13 Laps
11	2:01.689	1 Lap

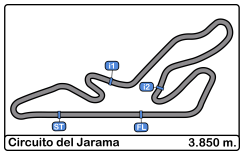

Circuito del Jarama
VI UV Endurance RACE Jarama
Carrera 8 horas resistencia
Analysis by Lap

Num	Lap Time	Gap
33	2:10.728	41 Laps
32	2:02.713	7 Laps
16	2:04.573	1 Lap
22	2:11.819	16 Laps
6	2:08.861	12 Laps
30	2:07.882	10 Laps
5	2:07.956	13 Laps
2	2:04.207	6 Laps
34	2:01.933	29 Laps
17	2:07.712	17 Laps
9	2:02.735	7 Laps
14	2:04.655	7 Laps
3	2:06.384	10 Laps
27	2:13.950	11 Laps
25	4:53.826	22 Laps
46	2:20.207	48 Laps
19	1:56.903	1 Lap
1	2:14.546	47 Laps
28	2:08.055	13 Laps
20	2:08.603	19 Laps
10	2:07.893	13 Laps
12	2:05.891	9 Laps
31	2:03.994	5 Laps
11	2:01.485	3:22.325
40	2:20.075	22 Laps
7	2:11.576	12 Laps
32	2:03.930	6 Laps
16	2:02.716	3:36.289
33	2:12.558	40 Laps
6	2:07.687	11 Laps
22	2:10.585	15 Laps
30	2:08.669	9 Laps
5	2:07.742	12 Laps
2	2:04.658	5 Laps
34	2:02.579	28 Laps
29	5:56.028	10 Laps
17	2:08.084	16 Laps
9	2:03.353	6 Laps
14	2:04.741	6 Laps
3	2:05.831	9 Laps

Num	Lap Time	Gap
19	1:56.415	4:51.513
27	2:13.894	10 Laps
46	2:14.112	47 Laps
1	2:09.391	46 Laps
28	2:09.069	12 Laps
20	2:08.956	18 Laps
31	2:02.840	4 Laps
10	2:07.980	12 Laps
Num	**Lap Time**	**Gap**
Lap 136		
11	2:04.748	
16	2:00.151	09.367
7	2:10.887	12 Laps
32	2:04.805	6 Laps
33	2:11.060	40 Laps
6	2:08.681	11 Laps
30	2:09.901	9 Laps
22	2:11.452	15 Laps
2	2:04.652	5 Laps
5	2:08.303	12 Laps
34	2:02.294	28 Laps
29	2:04.676	10 Laps
17	2:06.202	16 Laps
9	2:01.368	6 Laps
21	6:40.680	1:13.607
14	2:05.005	6 Laps
19	1:55.658	1:20.098
3	2:06.362	9 Laps
27	2:12.721	10 Laps
40	3:44.199	22 Laps
46	2:13.030	47 Laps
1	2:07.350	46 Laps
31	2:03.587	4 Laps
28	2:11.059	12 Laps
20	2:10.830	18 Laps
Num	**Lap Time**	**Gap**
Lap 137		
11	2:05.826	
10	2:08.154	13 Laps
16	2:01.126	04.667

Num	Lap Time	Gap
32	2:04.031	6 Laps
7	2:10.730	12 Laps
33	2:09.241	40 Laps
6	2:07.755	11 Laps
30	2:09.873	9 Laps
2	2:05.329	5 Laps
22	2:10.788	15 Laps
5	2:07.936	12 Laps
34	2:02.449	28 Laps
29	2:05.483	10 Laps
9	2:01.893	6 Laps
21	1:58.576	1:06.357
19	1:55.095	1:09.367
17	2:07.905	16 Laps
14	2:04.457	6 Laps
3	2:08.947	9 Laps
1	2:08.319	46 Laps
27	2:12.961	10 Laps
46	2:13.784	47 Laps
31	2:04.225	4 Laps
12	6:12.902	10 Laps
Num	**Lap Time**	**Gap**
Lap 138		
11	2:03.315	
16	2:02.097	03.449
28	2:11.381	13 Laps
10	2:08.301	13 Laps
20	2:13.813	19 Laps
32	2:04.743	6 Laps
7	2:10.850	12 Laps
33	2:09.237	40 Laps
6	2:08.859	11 Laps
2	2:07.240	5 Laps
30	2:10.476	9 Laps
22	2:09.952	15 Laps
34	2:02.602	28 Laps
5	2:07.554	12 Laps
21	1:57.790	1:00.832
19	1:56.431	1:02.483
9	2:03.029	6 Laps

Num	Lap Time	Gap
29	2:05.745	10 Laps
17	2:05.988	16 Laps
14	2:04.217	6 Laps
3	2:07.375	9 Laps
25	8:39.592	24 Laps
1	2:07.721	46 Laps
27	2:09.690	10 Laps
31	2:04.304	4 Laps
Num	**Lap Time**	**Gap**
Lap 139		
16	2:01.024	
11	2:04.870	00.397
10	2:09.015	13 Laps
28	2:11.983	13 Laps
20	2:11.255	19 Laps
46	2:36.478	48 Laps
7	2:11.073	12 Laps
33	2:09.491	40 Laps
6	2:09.258	11 Laps
34	2:03.665	28 Laps
21	1:58.633	54.992
30	2:09.886	9 Laps
19	1:57.420	55.430
5	2:08.397	12 Laps
22	2:12.229	15 Laps
9	2:01.664	6 Laps
29	2:05.479	10 Laps
17	2:06.563	16 Laps
14	2:03.421	6 Laps
3	2:06.941	9 Laps
1	2:11.848	46 Laps
27	2:11.943	10 Laps
Num	**Lap Time**	**Gap**
Lap 140		
11	2:04.714	
25	2:25.726	25 Laps
10	2:07.484	13 Laps
28	2:08.481	13 Laps
20	2:10.854	19 Laps
46	2:14.965	48 Laps

Num	Lap Time	Gap
32	4:33.254	7 Laps
7	2:11.227	12 Laps
33	2:08.109	40 Laps
21	1:57.825	47.706
19	1:57.502	47.821
6	2:08.373	11 Laps
34	2:04.336	28 Laps
30	2:08.787	9 Laps
9	2:02.210	6 Laps
5	2:08.605	12 Laps
22	2:11.725	15 Laps
29	2:04.953	10 Laps
14	2:03.522	6 Laps
17	2:07.066	16 Laps
3	2:07.250	9 Laps
1	2:07.616	46 Laps
27	2:11.172	10 Laps
25	2:15.599	24 Laps
2	5:39.778	6 Laps
10	2:07.402	12 Laps
28	2:07.320	12 Laps
20	2:14.210	18 Laps
Num	**Lap Time**	**Gap**
Lap 141		
19	1:55.282	
21	1:57.496	02.099
46	2:18.335	48 Laps
33	2:10.167	40 Laps
7	2:12.933	12 Laps
34	2:02.474	28 Laps
6	2:08.559	11 Laps
9	2:01.462	6 Laps
5	2:09.503	12 Laps
30	2:15.403	9 Laps
29	2:05.966	10 Laps
22	2:12.836	15 Laps
14	2:03.487	6 Laps
17	2:05.702	16 Laps
3	2:06.811	9 Laps
1	2:06.317	46 Laps

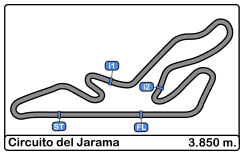

Circuito del Jarama
VI UV Endurance RACE Jarama
Carrera 8 horas resistencia
Analysis by Lap

Num	Lap Time	Gap
31	6:30.330	6 Laps
27	2:15.237	10 Laps
10	2:09.113	12 Laps
28	2:09.834	12 Laps
25	2:17.672	24 Laps
Num	**Lap Time**	**Gap**
Lap 142		
19	1:55.233	
21	1:56.510	03.376
20	2:12.156	19 Laps
34	2:03.322	28 Laps
33	2:09.440	40 Laps
7	2:09.332	12 Laps
9	2:02.025	6 Laps
6	2:08.619	11 Laps
46	2:24.657	48 Laps
5	2:09.290	12 Laps
29	2:04.837	10 Laps
14	2:03.988	6 Laps
30	2:12.932	9 Laps
22	2:10.165	15 Laps
17	2:06.384	16 Laps
3	2:06.745	9 Laps
1	2:06.559	46 Laps
2	4:02.545	7 Laps
16	8:31.789	2 Laps
Num	**Lap Time**	**Gap**
Lap 143		
19	1:57.371	
21	1:56.791	02.796
10	2:09.376	13 Laps
27	2:16.685	11 Laps
28	2:13.973	13 Laps
25	2:15.987	25 Laps
34	2:03.029	28 Laps
9	2:03.294	6 Laps
33	2:09.510	40 Laps
7	2:09.054	12 Laps
6	2:08.041	11 Laps
29	2:04.951	10 Laps

Num	Lap Time	Gap
14	2:03.941	6 Laps
5	2:09.545	12 Laps
17	2:06.465	16 Laps
22	2:11.922	15 Laps
30	2:17.563	9 Laps
3	2:07.511	9 Laps
32	7:28.366	9 Laps
1	2:05.989	46 Laps
11	8:25.369	2 Laps
2	2:04.275	7 Laps
Num	**Lap Time**	**Gap**
Lap 144		
19	1:56.657	
21	1:56.385	02.524
10	2:08.768	13 Laps
16	2:24.105	3 Laps
27	2:13.151	11 Laps
28	2:13.474	13 Laps
34	2:05.796	28 Laps
25	2:15.244	25 Laps
9	2:03.097	6 Laps
40	15:52.018	29 Laps
7	2:09.198	12 Laps
33	2:10.246	40 Laps
6	2:08.424	11 Laps
29	2:05.699	10 Laps
14	2:04.271	6 Laps
31	5:20.075	8 Laps
5	2:10.374	12 Laps
17	2:05.984	16 Laps
22	2:11.080	15 Laps
30	2:13.432	9 Laps
3	2:07.208	9 Laps
32	2:06.439	9 Laps
1	2:05.860	46 Laps
Num	**Lap Time**	**Gap**
Lap 145		
19	1:56.603	
20	5:40.914	21 Laps
21	1:56.332	02.253

Num	Lap Time	Gap
2	2:05.426	8 Laps
16	2:01.087	3 Laps
10	2:08.406	13 Laps
27	2:13.131	11 Laps
28	2:10.204	13 Laps
34	2:05.898	28 Laps
25	2:13.744	25 Laps
7	2:12.467	12 Laps
33	2:12.210	40 Laps
6	2:08.748	11 Laps
29	2:04.406	10 Laps
40	2:18.057	29 Laps
14	2:04.133	6 Laps
31	2:04.860	8 Laps
46	6:30.332	50 Laps
5	2:08.634	12 Laps
17	2:05.982	16 Laps
22	2:11.318	15 Laps
11	3:39.032	3 Laps
30	2:12.335	9 Laps
3	2:07.543	9 Laps
32	2:04.645	9 Laps
Num	**Lap Time**	**Gap**
Lap 146		
19	1:56.397	
21	1:56.093	01.949
2	2:04.658	8 Laps
1	2:10.257	47 Laps
16	2:02.210	3 Laps
10	2:08.134	13 Laps
27	2:12.168	11 Laps
28	2:13.512	13 Laps
25	2:12.768	25 Laps
29	2:05.671	10 Laps
14	2:05.602	6 Laps
6	2:09.899	11 Laps
7	2:13.126	12 Laps
9	4:35.054	7 Laps
33	2:13.563	40 Laps
31	2:05.845	8 Laps

Num	Lap Time	Gap
40	2:16.774	29 Laps
17	2:06.030	16 Laps
5	2:09.816	12 Laps
11	2:02.812	3 Laps
22	2:10.729	15 Laps
3	2:06.996	9 Laps
32	2:04.283	9 Laps
Num	**Lap Time**	**Gap**
Lap 147		
19	1:56.849	
21	1:56.100	01.200
2	2:04.423	8 Laps
1	2:05.424	47 Laps
16	2:03.024	3 Laps
10	2:09.151	13 Laps
27	2:12.281	11 Laps
28	2:09.147	13 Laps
34	4:33.405	29 Laps
14	2:03.650	6 Laps
25	2:12.242	25 Laps
29	2:11.398	10 Laps
33	2:09.994	40 Laps
31	2:06.412	8 Laps
7	2:13.369	12 Laps
17	2:06.088	16 Laps
5	2:09.960	12 Laps
40	2:16.915	29 Laps
11	2:03.126	3 Laps
Num	**Lap Time**	**Gap**
Lap 148		
19	1:57.118	
21	1:56.696	00.778
22	2:11.484	16 Laps
32	2:06.591	10 Laps
3	2:09.244	10 Laps
2	2:04.845	8 Laps
1	2:05.060	47 Laps
16	2:04.011	3 Laps
10	2:10.899	13 Laps
46	5:52.314	52 Laps

Num	Lap Time	Gap
6	3:58.728	12 Laps
28	2:11.049	13 Laps
27	2:14.545	11 Laps
20	7:19.277	23 Laps
14	2:04.706	6 Laps
30	5:45.056	11 Laps
29	2:06.078	10 Laps
25	2:13.002	25 Laps
31	2:04.674	8 Laps
33	2:09.653	40 Laps
7	2:11.996	12 Laps
17	2:09.037	16 Laps
Num	**Lap Time**	**Gap**
Lap 149		
19	1:56.074	
11	2:05.140	4 Laps
21	1:56.820	01.524
5	2:10.109	13 Laps
40	2:18.962	30 Laps
32	2:06.406	10 Laps
3	2:07.322	10 Laps
22	2:12.391	16 Laps
2	2:04.002	8 Laps
1	2:04.353	47 Laps
16	2:03.166	3 Laps
10	2:08.614	13 Laps
46	2:10.954	52 Laps
14	2:04.905	6 Laps
27	2:13.878	11 Laps
20	2:13.633	23 Laps
29	2:05.089	10 Laps
31	2:04.677	8 Laps
25	2:12.017	25 Laps
Num	**Lap Time**	**Gap**
Lap 150		
19	1:57.196	
21	1:57.414	01.742
33	2:09.735	41 Laps
17	2:07.260	17 Laps
11	2:05.405	4 Laps

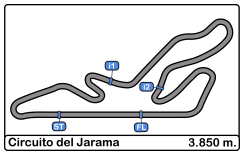

Circuito del Jarama
VI UV Endurance RACE Jarama
Carrera 8 horas resistencia
Analysis by Lap

Num	Lap Time	Gap
7	2:15.236	13 Laps
5	2:09.223	13 Laps
32	2:02.743	10 Laps
3	2:05.301	10 Laps
40	2:18.485	30 Laps
22	2:10.475	16 Laps
2	2:03.999	8 Laps
1	2:03.738	47 Laps
16	2:02.355	3 Laps
10	2:08.356	13 Laps
46	2:09.966	52 Laps
14	2:05.873	6 Laps
29	2:06.036	10 Laps
Num	**Lap Time**	**Gap**
Lap 151		
19	1:57.094	
21	1:57.559	02.207
31	2:06.861	9 Laps
27	2:14.920	12 Laps
20	2:17.872	24 Laps
17	2:06.405	17 Laps
11	2:04.964	4 Laps
33	2:11.847	41 Laps
28	4:45.563	15 Laps
25	2:18.335	26 Laps
5	2:10.510	13 Laps
32	2:03.050	10 Laps
3	2:05.053	10 Laps
2	2:03.511	8 Laps
22	2:10.927	16 Laps
1	2:05.437	47 Laps
40	2:20.543	30 Laps
16	2:03.596	3 Laps
10	2:09.327	13 Laps
14	2:04.042	6 Laps
Num	**Lap Time**	**Gap**
Lap 152		
19	1:57.116	
21	1:55.969	01.060
46	2:10.513	53 Laps

Num	Lap Time	Gap
29	2:04.897	11 Laps
31	2:03.638	9 Laps
34	8:32.995	33 Laps
27	2:12.639	12 Laps
11	2:03.294	4 Laps
17	2:08.241	17 Laps
20	2:12.419	24 Laps
33	2:11.085	41 Laps
25	2:10.654	26 Laps
32	2:03.715	10 Laps
3	2:05.112	10 Laps
2	2:03.677	8 Laps
1	2:06.588	47 Laps
22	2:12.210	16 Laps
16	2:02.860	3 Laps
7	4:49.926	14 Laps
40	2:18.449	30 Laps
10	2:08.797	13 Laps
Num	**Lap Time**	**Gap**
Lap 153		
19	1:57.053	
21	1:56.296	00.303
14	2:06.230	7 Laps
30	8:21.924	15 Laps
46	2:09.734	53 Laps
29	2:04.194	11 Laps
31	2:03.256	9 Laps
34	2:03.584	33 Laps
11	2:02.172	4 Laps
17	2:06.690	17 Laps
27	2:13.183	12 Laps
20	2:09.799	24 Laps
5	4:06.951	14 Laps
33	2:10.929	41 Laps
32	2:05.171	10 Laps
25	2:11.787	26 Laps
3	2:05.192	10 Laps
2	2:03.791	8 Laps
1	2:04.465	47 Laps
16	2:01.579	3 Laps

Num	Lap Time	Gap
22	2:10.939	16 Laps
28	4:57.418	16 Laps
40	2:16.631	30 Laps
Num	**Lap Time**	**Gap**
Lap 154		
19	1:56.169	
21	1:56.556	00.690
10	2:08.966	14 Laps
14	2:06.013	7 Laps
31	2:03.974	9 Laps
34	2:05.640	33 Laps
46	2:11.498	53 Laps
29	2:13.389	11 Laps
30	2:16.462	15 Laps
11	2:02.946	4 Laps
17	2:05.468	17 Laps
27	2:11.919	12 Laps
32	2:05.369	10 Laps
9	15:09.373	14 Laps
20	2:13.529	24 Laps
33	2:09.996	41 Laps
3	2:05.555	10 Laps
25	2:12.521	26 Laps
2	2:03.846	8 Laps
16	2:00.993	3 Laps
1	2:05.510	47 Laps
22	2:10.710	16 Laps
28	2:11.323	16 Laps
Num	**Lap Time**	**Gap**
Lap 155		
19	1:55.822	
21	1:56.068	00.936
40	2:16.645	31 Laps
10	2:09.112	14 Laps
14	2:05.766	7 Laps
31	2:03.593	9 Laps
34	2:03.929	33 Laps
11	2:01.810	4 Laps
29	2:06.217	11 Laps
46	2:10.388	53 Laps

Num	Lap Time	Gap
30	2:12.227	15 Laps
17	2:05.446	17 Laps
32	2:02.099	10 Laps
20	2:08.456	24 Laps
27	2:13.047	12 Laps
33	2:09.269	41 Laps
3	2:05.153	10 Laps
2	2:03.442	8 Laps
16	2:00.762	3 Laps
25	2:11.679	26 Laps
9	2:22.983	14 Laps
1	2:02.987	47 Laps
22	2:11.683	16 Laps
28	2:10.715	16 Laps
Num	**Lap Time**	**Gap**
Lap 156		
19	1:55.771	
21	1:56.101	01.266
5	5:10.082	16 Laps
40	2:15.755	31 Laps
10	2:09.325	14 Laps
14	2:05.046	7 Laps
31	2:03.466	9 Laps
34	2:03.635	33 Laps
11	2:00.925	4 Laps
29	2:04.959	11 Laps
46	2:08.674	53 Laps
17	2:07.158	17 Laps
30	2:11.951	15 Laps
32	2:02.537	10 Laps
20	2:07.602	24 Laps
2	2:03.867	8 Laps
16	2:00.413	3 Laps
9	2:00.414	14 Laps
3	2:09.822	10 Laps
33	2:12.501	41 Laps
27	2:16.013	12 Laps
1	2:02.853	47 Laps
25	2:12.324	26 Laps

Num	Lap Time	Gap
Lap 157		
19	1:55.490	
21	1:55.636	01.412
22	2:11.987	17 Laps
5	2:06.404	16 Laps
28	2:17.116	17 Laps
40	2:15.476	31 Laps
14	2:04.798	7 Laps
31	2:04.793	9 Laps
10	2:09.806	14 Laps
11	2:00.277	4 Laps
34	2:04.888	33 Laps
29	2:05.387	11 Laps
12	39:09.897	29 Laps
46	2:08.152	53 Laps
32	2:02.057	10 Laps
17	2:06.045	17 Laps
30	2:12.121	15 Laps
16	2:01.262	3 Laps
9	2:01.702	14 Laps
2	2:04.030	8 Laps
20	2:08.924	24 Laps
3	2:04.525	10 Laps
1	2:04.542	47 Laps
33	2:11.920	41 Laps
27	2:11.891	12 Laps
7	10:23.580	18 Laps
25	2:10.721	26 Laps
Num	**Lap Time**	**Gap**
Lap 158		
19	1:55.658	
21	1:55.546	01.300
22	2:10.615	17 Laps
5	2:06.119	16 Laps
28	2:11.776	17 Laps
14	2:04.733	7 Laps
31	2:03.761	9 Laps
11	2:01.721	4 Laps
34	2:06.427	33 Laps
10	2:08.885	14 Laps

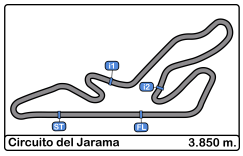

Circuito del Jarama
VI UV Endurance RACE Jarama
Carrera 8 horas resistencia
Analysis by Lap

Num	Lap Time	Gap
40	2:17.169	31 Laps
29	2:05.104	11 Laps
6	19:23.016	21 Laps
32	2:04.200	10 Laps
12	2:09.795	29 Laps
46	2:09.182	53 Laps
17	2:06.244	17 Laps
16	2:01.313	3 Laps
9	2:00.688	14 Laps
30	2:11.715	15 Laps
2	2:03.410	8 Laps
20	2:10.168	24 Laps
1	2:03.427	47 Laps

Lap 159

Num	Lap Time	Gap
19	1:56.020	
21	1:55.759	01.039
33	2:11.743	42 Laps
7	2:12.277	19 Laps
25	2:15.772	27 Laps
5	2:06.277	16 Laps
22	2:10.656	17 Laps
28	2:09.958	17 Laps
31	2:04.688	9 Laps
11	2:05.522	4 Laps
14	2:10.155	7 Laps
34	2:03.783	33 Laps
10	2:08.122	14 Laps
29	2:04.598	11 Laps
40	2:14.858	31 Laps
32	2:03.227	10 Laps
46	2:09.170	53 Laps
6	2:12.175	21 Laps
12	2:10.986	29 Laps
17	2:08.586	17 Laps
9	1:59.803	14 Laps
16	2:02.265	3 Laps
2	2:03.167	8 Laps
30	2:08.811	15 Laps

Lap 160

Num	Lap Time	Gap
19	1:55.655	
21	1:56.301	01.685
1	2:05.488	48 Laps
20	2:08.985	25 Laps
33	2:09.928	42 Laps
7	2:11.894	19 Laps
25	2:12.458	27 Laps
5	2:06.566	16 Laps
22	2:10.832	17 Laps
28	2:09.946	17 Laps
31	2:03.277	9 Laps
11	2:02.246	4 Laps
14	2:03.734	7 Laps
34	2:04.078	33 Laps
29	2:04.535	11 Laps
10	2:09.720	14 Laps
32	2:04.356	10 Laps
40	2:15.518	31 Laps
46	2:07.830	53 Laps
12	2:07.481	29 Laps
17	2:07.321	17 Laps
16	2:05.134	3 Laps
2	2:03.994	8 Laps

Lap 161

Num	Lap Time	Gap
19	1:57.579	
21	1:56.364	00.470
1	2:05.012	48 Laps
30	2:12.946	16 Laps
20	2:08.268	25 Laps
3	6:36.559	13 Laps
33	2:15.195	42 Laps
7	2:13.174	19 Laps
9	2:56.273	15 Laps
25	2:11.091	27 Laps
5	2:06.369	16 Laps
22	2:11.894	17 Laps
27	7:07.356	15 Laps
11	2:01.674	4 Laps
31	2:04.274	9 Laps
28	2:14.601	17 Laps
14	2:04.717	7 Laps
34	2:03.453	33 Laps
29	2:06.398	11 Laps
10	2:11.125	14 Laps
32	2:03.637	10 Laps
16	2:03.343	3 Laps

Lap 162

Num	Lap Time	Gap
21	1:58.566	
19	1:59.810	00.774
40	2:16.570	32 Laps
46	2:11.092	54 Laps
2	2:05.799	9 Laps
12	2:12.318	30 Laps
17	2:12.078	18 Laps
30	2:09.959	16 Laps
20	2:06.760	25 Laps
33	2:14.989	42 Laps
7	2:10.627	19 Laps
25	2:10.124	27 Laps
5	2:10.169	16 Laps
11	2:01.291	4 Laps
22	2:12.336	17 Laps
31	2:04.282	9 Laps
14	2:06.730	7 Laps
34	2:06.222	33 Laps
28	2:14.121	17 Laps
29	2:05.824	11 Laps
32	2:04.695	10 Laps
10	2:09.424	14 Laps

Lap 163

Num	Lap Time	Gap
21	1:56.535	
19	1:56.200	00.439
16	2:00.415	4 Laps
2	2:03.775	9 Laps
46	2:07.667	54 Laps
12	2:07.597	30 Laps
17	2:08.578	18 Laps
40	2:17.124	32 Laps
20	2:07.086	25 Laps
30	2:10.058	16 Laps
33	2:11.264	42 Laps
7	2:09.130	19 Laps
25	2:09.962	27 Laps
1	4:56.049	49 Laps
5	2:06.604	16 Laps
11	2:01.908	4 Laps
31	2:04.873	9 Laps
34	2:03.297	33 Laps
14	2:07.409	7 Laps
29	2:05.236	11 Laps
28	2:13.653	17 Laps

Lap 164

Num	Lap Time	Gap
21	1:56.769	
32	2:03.576	11 Laps
19	1:56.506	00.176
16	1:59.549	4 Laps
10	2:09.219	15 Laps
2	2:03.062	9 Laps
46	2:07.349	54 Laps
12	2:06.003	30 Laps
27	5:19.762	17 Laps
40	2:14.754	32 Laps
20	2:05.872	25 Laps
30	2:09.158	16 Laps
7	2:09.197	19 Laps
33	2:12.287	42 Laps
25	2:09.161	27 Laps
5	2:06.835	16 Laps
11	2:01.998	4 Laps
31	2:04.321	9 Laps
34	2:05.409	33 Laps
22	4:21.429	18 Laps
14	2:06.903	7 Laps

Lap 165

Num	Lap Time	Gap
21	1:55.926	
19	1:56.343	00.593
29	2:05.424	12 Laps
32	2:02.773	11 Laps
16	2:02.326	4 Laps
28	2:17.450	18 Laps
10	2:07.939	15 Laps
2	2:03.256	9 Laps
12	2:06.431	30 Laps
46	2:08.167	54 Laps
3	8:08.092	16 Laps
27	2:05.708	17 Laps
20	2:05.836	25 Laps
40	2:14.769	32 Laps
30	2:10.396	16 Laps
7	2:08.890	19 Laps
11	2:01.455	4 Laps
5	2:07.652	16 Laps
33	2:11.389	42 Laps
25	2:11.631	27 Laps
17	5:23.379	19 Laps
31	2:04.544	9 Laps

Lap 166

Num	Lap Time	Gap
21	1:55.719	
19	1:56.217	01.091
14	2:08.461	8 Laps
29	2:04.232	12 Laps
32	2:02.851	11 Laps
16	2:01.741	4 Laps
28	2:09.479	18 Laps
2	2:04.382	9 Laps
6	12:38.549	27 Laps
12	2:07.564	30 Laps
27	2:06.298	17 Laps
46	2:16.585	54 Laps
3	2:06.937	16 Laps
20	2:06.287	25 Laps
30	2:10.240	16 Laps

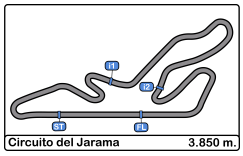

Circuito del Jarama
VI UV Endurance RACE Jarama
Carrera 8 horas resistencia
Analysis by Lap

Num	Lap Time	Gap
40	2:15.163	32 Laps
11	2:01.239	4 Laps
7	2:08.457	19 Laps
5	2:07.382	16 Laps
1	6:28.554	51 Laps

Lap 167

Num	Lap Time	Gap
21	1:56.174	
25	2:12.571	28 Laps
19	1:56.137	01.054
31	2:05.696	10 Laps
14	2:07.738	8 Laps
32	2:03.137	11 Laps
29	2:05.082	12 Laps
34	4:30.714	35 Laps
2	2:03.733	9 Laps
28	2:11.426	18 Laps
6	2:05.752	27 Laps
12	2:07.634	30 Laps
27	2:05.196	17 Laps
3	2:05.175	16 Laps
46	2:08.523	54 Laps
20	2:06.809	25 Laps
30	2:10.594	16 Laps
40	2:14.643	32 Laps
11	2:02.113	4 Laps
10	5:26.008	16 Laps

Lap 168

Num	Lap Time	Gap
21	1:56.250	
19	1:56.151	00.955
7	2:09.238	20 Laps
5	2:07.812	17 Laps
1	2:05.116	52 Laps
31	2:04.166	10 Laps
25	2:13.421	28 Laps
32	2:01.943	11 Laps
29	2:04.652	12 Laps
14	2:08.231	8 Laps
2	2:03.475	9 Laps
6	2:05.657	27 Laps
12	2:08.251	30 Laps
22	7:06.848	21 Laps
27	2:05.377	17 Laps
3	2:06.157	16 Laps
46	2:07.516	54 Laps
20	2:10.308	25 Laps
30	2:09.978	16 Laps
11	2:00.989	4 Laps

Lap 169

Num	Lap Time	Gap
21	1:56.680	
19	1:56.291	00.566
40	2:15.357	33 Laps
33	6:14.849	45 Laps
1	2:02.679	52 Laps
17	6:10.648	22 Laps
7	2:08.438	20 Laps
5	2:07.081	17 Laps
31	2:04.213	10 Laps
25	2:10.948	28 Laps
32	2:02.492	11 Laps
29	2:05.099	12 Laps
14	2:11.137	8 Laps
2	2:03.639	9 Laps
6	2:04.680	27 Laps
12	2:09.000	30 Laps
3	2:05.296	16 Laps
27	2:06.713	17 Laps
22	2:11.582	21 Laps
46	2:07.772	54 Laps
20	2:06.883	25 Laps
11	2:01.724	4 Laps

Lap 170

Num	Lap Time	Gap
21	1:56.097	
19	1:56.382	00.851
16	7:29.457	7 Laps
30	2:10.668	17 Laps
1	2:02.662	52 Laps
40	2:14.595	33 Laps
5	2:06.840	17 Laps
7	2:07.792	20 Laps
31	2:04.923	10 Laps
17	2:12.089	22 Laps
9	17:23.538	23 Laps
32	2:02.492	11 Laps
25	2:11.960	28 Laps
29	2:04.727	12 Laps
2	2:04.121	9 Laps
28	6:17.872	20 Laps
6	2:05.685	27 Laps
34	6:45.748	37 Laps
3	2:05.903	16 Laps
27	2:06.412	17 Laps
12	2:09.622	30 Laps
22	2:11.809	21 Laps
46	2:07.658	54 Laps
20	2:06.752	25 Laps

Lap 171

Num	Lap Time	Gap
21	1:56.018	
11	2:02.602	5 Laps
30	2:10.028	17 Laps
1	2:03.887	52 Laps
31	2:03.835	10 Laps
5	2:06.841	17 Laps
7	2:08.041	20 Laps
40	2:15.122	33 Laps
17	2:06.336	22 Laps
32	2:03.073	11 Laps
29	2:04.100	12 Laps
25	2:11.598	28 Laps
2	2:05.503	9 Laps
6	2:07.716	27 Laps
14	4:34.318	9 Laps
9	2:48.297	23 Laps
34	2:05.481	37 Laps
3	2:05.584	16 Laps
27	2:05.203	17 Laps
12	2:08.154	30 Laps
46	2:08.410	54 Laps

Lap 172

Num	Lap Time	Gap
21	1:57.116	
33	5:42.446	47 Laps
22	2:11.228	22 Laps
20	2:06.763	26 Laps
11	2:02.716	5 Laps
30	2:09.940	17 Laps
1	2:03.299	52 Laps
31	2:04.864	10 Laps
5	2:06.837	17 Laps
7	2:07.216	20 Laps
17	2:05.784	22 Laps
32	2:03.177	11 Laps
40	2:15.506	33 Laps
29	2:03.915	12 Laps
25	2:10.229	28 Laps
16	5:08.527	8 Laps
2	2:03.887	9 Laps
9	2:03.634	23 Laps
19	5:29.982	1 Lap
6	2:10.337	27 Laps
34	2:03.752	37 Laps
3	2:05.009	16 Laps
27	2:05.691	17 Laps

Lap 173

Num	Lap Time	Gap
21	1:57.284	
12	2:07.881	31 Laps
46	2:08.039	55 Laps
20	2:06.882	26 Laps
22	2:12.316	22 Laps
11	2:02.751	5 Laps
33	2:14.933	47 Laps
1	2:03.624	52 Laps
28	5:13.676	22 Laps
30	2:10.203	17 Laps
31	2:04.158	10 Laps
5	2:06.804	17 Laps
7	2:06.895	20 Laps
32	2:03.699	11 Laps
17	2:07.941	22 Laps
10	10:49.854	21 Laps
29	2:04.513	12 Laps
40	2:14.437	33 Laps
16	2:00.731	8 Laps
2	2:02.616	9 Laps
25	2:13.586	28 Laps
9	2:02.614	23 Laps
34	2:04.587	37 Laps
6	2:09.977	27 Laps

Lap 174

Num	Lap Time	Gap
21	1:57.585	
3	2:05.569	17 Laps
27	2:05.085	18 Laps
12	2:07.915	31 Laps
46	2:07.548	55 Laps
11	2:01.158	5 Laps
20	2:06.281	26 Laps
22	2:11.872	22 Laps
33	2:11.507	47 Laps
1	2:03.332	52 Laps
28	2:09.149	22 Laps
30	2:10.005	17 Laps
31	2:04.780	10 Laps
32	2:02.023	11 Laps
5	2:07.086	17 Laps
7	2:07.973	20 Laps
17	2:06.529	22 Laps
10	2:08.891	21 Laps
29	2:04.435	12 Laps
16	1:59.947	8 Laps
2	2:03.099	9 Laps
40	2:14.980	33 Laps
25	2:09.995	28 Laps
9	2:01.825	23 Laps
6	2:08.765	27 Laps

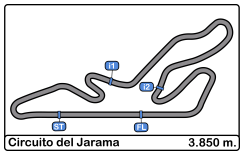

Circuito del Jarama
VI UV Endurance RACE Jarama
Carrera 8 horas resistencia
Analysis by Lap

Num	Lap Time	Gap
34	2:14.093	37 Laps
3	2:03.929	16 Laps
27	2:03.883	17 Laps
12	2:08.177	30 Laps
11	2:00.734	4 Laps
20	2:05.132	25 Laps
46	2:08.366	54 Laps
22	2:11.934	21 Laps
33	2:11.692	46 Laps
1	2:02.654	51 Laps
28	2:07.892	21 Laps
31	2:04.432	9 Laps
30	2:10.441	16 Laps
32	2:03.590	10 Laps
14	7:29.710	11 Laps
5	2:06.430	16 Laps
19	5:31.545	2 Laps
7	2:08.046	19 Laps
17	2:07.881	21 Laps
29	2:03.979	11 Laps
16	1:59.355	7 Laps
10	2:08.109	20 Laps
2	2:03.008	8 Laps
40	2:14.308	32 Laps
9	2:01.219	22 Laps
25	2:11.627	27 Laps
3	2:04.893	15 Laps
27	2:04.997	16 Laps
6	2:10.742	26 Laps
11	2:00.095	3 Laps
Lap 175		
21	4:24.196	
12	2:07.971	30 Laps
20	2:05.433	25 Laps
46	2:07.316	54 Laps
1	2:02.591	51 Laps
22	2:12.443	21 Laps
33	2:11.135	46 Laps
31	2:03.899	9 Laps
28	2:08.333	21 Laps
32	2:02.428	10 Laps
19	1:58.247	2 Laps
30	2:12.762	16 Laps
5	2:07.302	16 Laps
14	2:12.337	11 Laps
17	2:07.106	21 Laps
16	2:00.856	7 Laps
7	2:09.516	19 Laps
29	2:05.343	11 Laps
10	2:07.215	20 Laps
2	2:03.890	8 Laps
9	2:02.618	22 Laps
40	2:14.625	32 Laps
25	2:11.490	27 Laps
27	2:04.257	16 Laps
3	2:05.822	15 Laps
11	2:02.234	3 Laps
20	2:07.443	24 Laps
12	2:13.582	29 Laps
46	2:07.340	53 Laps
1	2:02.827	50 Laps
33	2:09.903	45 Laps
22	2:11.482	20 Laps
31	2:04.917	8 Laps
19	1:56.861	1 Lap
32	2:03.471	9 Laps
28	2:09.908	20 Laps
14	2:04.541	10 Laps
16	2:00.525	6 Laps
5	2:06.791	15 Laps
30	2:11.500	15 Laps
29	2:04.401	10 Laps
17	2:07.829	20 Laps
7	2:09.535	18 Laps
10	2:07.298	19 Laps
2	2:03.095	7 Laps
9	2:01.800	21 Laps
40	2:14.776	31 Laps
25	2:10.756	26 Laps
27	2:04.133	15 Laps
3	2:04.609	14 Laps
11	2:01.794	2 Laps
20	2:06.990	23 Laps
46	2:08.481	52 Laps
12	2:10.832	28 Laps
1	2:03.684	49 Laps
19	1:58.516	4:43.803
31	2:05.765	7 Laps
32	2:02.990	8 Laps
33	2:10.897	44 Laps
22	2:11.766	19 Laps
28	2:06.586	19 Laps
16	1:58.985	5 Laps
14	2:03.107	9 Laps
5	2:06.550	14 Laps
29	2:03.709	9 Laps
6	5:20.372	26 Laps
17	2:06.028	19 Laps
30	2:12.145	14 Laps
2	2:03.017	6 Laps
7	2:09.562	17 Laps
10	2:07.174	18 Laps
9	2:02.186	20 Laps
27	2:04.356	14 Laps
3	2:04.796	13 Laps
11	2:03.348	1 Lap
40	2:15.552	30 Laps
25	2:15.396	25 Laps
20	2:08.649	22 Laps
1	2:03.473	48 Laps
Lap 176		
21	6:37.352	
19	1:55.638	02.089
12	2:10.034	28 Laps
32	2:01.817	8 Laps
31	2:04.382	7 Laps
16	2:01.243	5 Laps
33	2:10.524	44 Laps
22	2:10.233	19 Laps
28	2:07.247	19 Laps
14	2:04.115	9 Laps
29	2:04.379	9 Laps
5	2:07.146	14 Laps
17	2:05.748	19 Laps
2	2:02.829	6 Laps
30	2:10.125	14 Laps
7	2:07.987	17 Laps
10	2:07.296	18 Laps
9	2:01.287	20 Laps
46	3:36.440	52 Laps
27	2:04.463	14 Laps
11	2:01.857	1 Lap
3	2:05.454	13 Laps
40	2:15.273	30 Laps
25	2:11.977	25 Laps
Lap 177		
19	1:55.467	
21	1:57.571	00.015
1	2:05.011	49 Laps
20	2:09.735	23 Laps
12	2:07.318	28 Laps
32	2:02.234	8 Laps
31	2:04.024	7 Laps
16	1:59.512	5 Laps
33	2:09.247	44 Laps
28	2:06.866	19 Laps
14	2:05.966	9 Laps
22	2:11.073	19 Laps
5	2:06.550	14 Laps
2	2:02.930	6 Laps
17	2:08.320	19 Laps
29	2:13.164	9 Laps
9	2:02.442	20 Laps
6	4:23.612	27 Laps
7	2:08.080	17 Laps
10	2:07.939	18 Laps
30	2:11.508	14 Laps
11	2:01.936	1 Lap
27	2:04.593	14 Laps
3	2:04.419	13 Laps
Lap 178		
19	1:56.522	
25	2:09.972	26 Laps
21	1:57.974	01.467
40	2:16.193	31 Laps
1	2:02.758	49 Laps
20	2:06.149	23 Laps
12	2:09.834	28 Laps
32	2:02.797	8 Laps
16	1:58.505	5 Laps
31	2:04.555	7 Laps
14	2:06.361	9 Laps
28	2:08.136	19 Laps
33	2:10.328	44 Laps
22	2:09.986	19 Laps
2	2:02.614	6 Laps
17	2:07.014	19 Laps
9	2:00.713	20 Laps
10	2:07.595	18 Laps
7	2:08.713	17 Laps
6	2:12.166	27 Laps
30	2:11.509	14 Laps
11	2:01.337	1 Lap
27	2:03.700	14 Laps
3	2:04.487	13 Laps
Lap 179		
19	1:55.973	
21	1:56.331	01.825
1	2:03.455	49 Laps
5	3:30.303	15 Laps
40	2:15.576	31 Laps
20	2:07.081	23 Laps
16	1:59.230	5 Laps
32	2:04.027	8 Laps
12	2:09.528	28 Laps

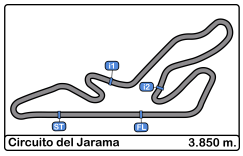

Circuito del Jarama
VI UV Endurance RACE Jarama
Carrera 8 horas resistencia
Analysis by Lap

Num	Lap Time	Gap
31	2:04.668	7 Laps
14	2:04.760	9 Laps
28	2:06.931	19 Laps
2	2:03.747	6 Laps
33	2:10.112	44 Laps
9	2:00.942	20 Laps
22	2:10.855	19 Laps
17	2:05.989	19 Laps
10	2:07.197	18 Laps
7	2:09.573	17 Laps
6	2:08.835	27 Laps
30	2:12.361	14 Laps
11	2:01.466	1 Lap
27	2:04.070	14 Laps
3	2:04.487	13 Laps

Lap 180

Num	Lap Time	Gap
19	1:56.466	
21	1:56.064	01.423
1	2:07.732	49 Laps
25	4:24.797	27 Laps
16	2:00.839	5 Laps
20	2:10.576	23 Laps
40	2:19.727	31 Laps
31	2:08.785	7 Laps
12	2:14.713	28 Laps
28	2:16.655	19 Laps
2	2:13.142	6 Laps
33	2:18.078	44 Laps
9	2:20.411	20 Laps
22	2:19.758	19 Laps
17	2:22.612	19 Laps
10	2:15.599	18 Laps
7	2:28.187	17 Laps
6	2:30.187	27 Laps
46	8:23.057	55 Laps
30	2:45.049	14 Laps
32	4:41.193	8 Laps

Lap 181

Num	Lap Time	Gap
19	4:32.566	
21	4:32.414	01.271
1	4:05.564	49 Laps
16	4:01.305	5 Laps
20	3:55.833	23 Laps
31	3:44.785	7 Laps
12	3:43.134	28 Laps
28	3:21.168	19 Laps
2	3:21.799	6 Laps
33	3:18.406	44 Laps
9	3:14.991	20 Laps
22	3:15.865	19 Laps
17	3:11.533	19 Laps
10	3:08.912	18 Laps
7	2:55.735	17 Laps
6	2:55.160	27 Laps
46	2:55.379	55 Laps
29	10:22.427	12 Laps
30	3:15.004	14 Laps
34	22:59.765	43 Laps
5	7:51.146	16 Laps
11	7:53.441	2 Laps
27	8:44.512	15 Laps

Lap 182

Num	Lap Time	Gap
19	4:12.674	
21	4:11.595	00.192
1	4:11.018	49 Laps
16	4:10.690	5 Laps
20	4:10.662	23 Laps
31	4:09.706	7 Laps
12	4:08.305	28 Laps
28	4:08.235	19 Laps
2	4:08.300	6 Laps
33	4:06.848	44 Laps
9	4:05.212	20 Laps
22	4:04.671	19 Laps
17	4:02.653	19 Laps
10	4:00.728	18 Laps
7	4:03.604	17 Laps
6	4:03.776	27 Laps
46	4:03.280	55 Laps
32	5:42.766	9 Laps
34	2:44.973	43 Laps
5	2:43.731	16 Laps
11	2:33.350	2 Laps
3	10:26.267	15 Laps
25	10:03.090	28 Laps

Lap 183

Num	Lap Time	Gap
21	1:57.236	
19	1:58.171	00.743
16	1:59.123	5 Laps
1	2:03.904	49 Laps
31	2:04.733	7 Laps
20	2:07.934	23 Laps
2	2:04.100	6 Laps
9	2:03.365	20 Laps
12	2:10.620	28 Laps
28	2:10.107	19 Laps
22	2:11.668	19 Laps
33	2:12.469	44 Laps
10	2:12.218	18 Laps
17	2:12.796	19 Laps
32	2:04.412	9 Laps
7	2:10.203	17 Laps
5	2:07.851	16 Laps
6	2:11.870	27 Laps
46	2:12.448	55 Laps
34	2:11.768	43 Laps
27	2:38.453	16 Laps
40	11:11.416	33 Laps
11	2:02.674	2 Laps

Lap 184

Num	Lap Time	Gap
21	1:56.532	
19	1:56.414	00.625
16	1:59.457	5 Laps
25	2:12.512	29 Laps
3	2:26.137	16 Laps
1	2:03.428	49 Laps
31	2:02.997	7 Laps
9	2:02.144	20 Laps
2	2:04.420	6 Laps
30	7:19.890	16 Laps
20	2:07.741	23 Laps
28	2:10.848	19 Laps
12	2:11.785	28 Laps
33	2:08.868	44 Laps
32	2:07.541	9 Laps
22	2:11.406	19 Laps
10	2:10.456	18 Laps
17	2:10.298	19 Laps
5	2:07.722	16 Laps
7	2:11.426	17 Laps
6	2:08.284	27 Laps
27	2:04.672	16 Laps
46	2:10.258	55 Laps
34	2:10.475	43 Laps
29	8:30.299	14 Laps
11	2:03.453	2 Laps

Lap 185

Num	Lap Time	Gap
21	1:56.817	
19	1:56.385	00.193
16	1:59.426	5 Laps
1	2:01.984	49 Laps
3	2:06.398	16 Laps
31	2:05.082	7 Laps
9	2:02.827	20 Laps
25	2:13.452	29 Laps
2	2:03.656	6 Laps
20	2:08.032	23 Laps
30	2:12.223	16 Laps
32	2:04.283	9 Laps
28	2:08.485	19 Laps
33	2:11.155	44 Laps
10	2:09.218	18 Laps
12	2:15.288	28 Laps
5	2:08.092	16 Laps
22	2:11.364	19 Laps
27	2:05.333	16 Laps
17	2:12.272	19 Laps
7	2:09.593	17 Laps
6	2:09.606	27 Laps
46	2:10.204	55 Laps
34	2:10.986	43 Laps
29	2:04.432	14 Laps
40	4:18.490	34 Laps
11	2:04.526	2 Laps

Lap 186

Num	Lap Time	Gap
19	1:57.818	
21	1:58.306	00.295
16	2:00.155	5 Laps
1	2:01.377	49 Laps
3	2:05.580	16 Laps
9	2:03.766	20 Laps
31	2:06.507	7 Laps
2	2:03.977	6 Laps
25	2:12.063	29 Laps
20	2:07.846	23 Laps
32	2:04.088	9 Laps
30	2:10.126	16 Laps
28	2:08.744	19 Laps
10	2:08.822	18 Laps
27	2:06.584	16 Laps
5	2:08.078	16 Laps
33	2:12.668	44 Laps
22	2:11.195	19 Laps
12	2:13.730	28 Laps
7	2:10.228	17 Laps
6	2:10.041	27 Laps
17	2:12.464	19 Laps
46	2:10.020	55 Laps
34	2:12.876	43 Laps
29	2:03.462	14 Laps
11	2:04.315	2 Laps

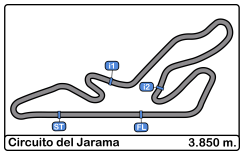

Circuito del Jarama
VI UV Endurance RACE Jarama
Carrera 8 horas resistencia
Analysis by Lap

Lap 187

Num	Lap Time	Gap
19	1:57.260	
21	1:58.066	01.101
16	1:59.967	5 Laps
40	2:28.963	35 Laps
1	2:02.572	49 Laps
9	2:01.097	20 Laps
3	2:05.951	16 Laps
2	2:03.819	6 Laps
31	2:06.401	7 Laps
25	2:12.197	29 Laps
32	2:03.701	9 Laps
20	2:09.196	23 Laps
30	2:11.218	16 Laps
28	2:08.082	19 Laps
27	2:04.048	16 Laps
10	2:07.118	18 Laps
5	2:07.115	16 Laps
33	2:09.171	44 Laps
22	2:09.361	19 Laps
7	2:08.263	17 Laps
6	2:08.277	27 Laps
17	2:08.271	19 Laps
12	2:14.293	28 Laps
46	2:10.321	55 Laps
29	2:04.295	14 Laps

Lap 188

Num	Lap Time	Gap
19	1:56.752	
21	1:57.277	01.626
11	2:03.000	3 Laps
16	2:00.604	5 Laps
1	2:03.679	49 Laps
9	2:02.317	20 Laps
40	2:25.265	35 Laps
2	2:03.719	6 Laps
3	2:07.228	16 Laps
32	2:02.747	9 Laps
25	2:11.587	29 Laps
20	2:10.882	23 Laps
27	2:05.102	16 Laps
30	2:10.720	16 Laps
28	2:09.252	19 Laps
5	2:07.216	16 Laps
10	2:10.329	18 Laps
7	2:08.109	17 Laps
33	2:10.808	44 Laps
17	2:08.535	19 Laps
22	2:09.934	19 Laps
6	2:09.711	27 Laps
12	2:10.625	28 Laps
46	2:10.477	55 Laps
34	4:20.582	44 Laps
29	2:03.779	14 Laps

Lap 189

Num	Lap Time	Gap
19	1:56.859	
21	1:56.986	01.753
11	2:00.985	3 Laps
16	1:59.554	5 Laps
1	2:03.918	49 Laps
9	2:01.159	20 Laps
2	2:04.320	6 Laps
3	2:04.703	16 Laps
32	2:04.469	9 Laps
40	2:25.799	35 Laps
27	2:04.612	16 Laps
25	2:13.343	29 Laps
30	2:09.176	16 Laps
28	2:08.176	19 Laps
5	2:06.866	16 Laps
10	2:07.072	18 Laps
7	2:08.385	17 Laps
17	2:07.291	19 Laps
6	2:08.361	27 Laps
22	2:10.855	19 Laps
33	2:12.732	44 Laps
46	2:09.824	55 Laps
12	2:12.620	28 Laps
29	2:05.200	14 Laps
31	5:05.851	8 Laps

Lap 190

Num	Lap Time	Gap
19	1:56.488	
21	1:56.963	02.228
11	2:01.953	3 Laps
16	1:59.699	5 Laps
1	2:02.201	49 Laps
9	2:01.333	20 Laps
2	2:04.138	6 Laps
3	2:05.006	16 Laps
32	2:04.591	9 Laps
27	2:05.218	16 Laps
28	2:07.865	19 Laps
25	2:13.083	29 Laps
5	2:08.027	16 Laps
30	2:12.094	16 Laps
10	2:08.125	18 Laps
40	2:29.751	35 Laps
17	2:06.064	19 Laps
6	2:07.728	27 Laps
7	2:10.754	17 Laps

Lap 191

Num	Lap Time	Gap
19	1:57.806	
22	2:10.395	20 Laps
33	2:11.248	45 Laps
21	1:58.103	02.525
46	2:09.104	56 Laps
29	2:06.925	15 Laps
20	4:47.622	25 Laps
12	2:16.556	29 Laps
11	2:03.105	3 Laps
16	1:59.270	5 Laps
1	2:03.306	49 Laps
2	2:04.222	6 Laps
3	2:05.337	16 Laps
32	2:04.548	9 Laps
27	2:04.922	16 Laps
28	2:07.878	19 Laps
5	2:07.445	16 Laps
25	2:11.944	29 Laps
30	2:10.872	16 Laps

Lap 192

Num	Lap Time	Gap
19	1:57.372	
10	2:09.953	19 Laps
17	2:08.206	20 Laps
21	1:57.830	02.983
6	2:08.378	28 Laps
7	2:10.062	18 Laps
22	2:10.425	20 Laps
29	2:05.114	15 Laps
33	2:11.759	45 Laps
46	2:09.557	56 Laps
40	2:30.359	36 Laps
11	2:02.727	3 Laps
16	1:59.525	5 Laps
12	2:16.645	29 Laps
1	2:03.417	49 Laps
31	5:13.139	10 Laps
2	2:05.022	6 Laps
3	2:06.394	16 Laps
32	2:04.377	9 Laps
9	4:52.427	21 Laps
27	2:05.027	16 Laps

Lap 193

Num	Lap Time	Gap
19	1:56.726	
21	1:57.930	04.187
5	2:07.704	17 Laps
28	2:10.897	20 Laps
10	2:08.566	19 Laps
30	2:11.177	17 Laps
17	2:08.353	20 Laps
25	2:14.001	30 Laps
6	2:08.108	28 Laps
29	2:05.865	15 Laps
7	2:10.821	18 Laps
22	2:10.893	20 Laps
46	2:08.659	56 Laps
16	2:00.536	5 Laps
33	2:10.626	45 Laps
11	2:03.749	3 Laps
40	2:23.685	36 Laps
12	2:16.049	29 Laps
1	2:02.579	49 Laps
2	2:05.407	6 Laps
31	2:08.415	10 Laps
3	2:05.371	16 Laps
32	2:04.580	9 Laps
27	2:04.904	16 Laps

Lap 194

Num	Lap Time	Gap
19	1:56.527	
21	1:57.873	05.533
5	2:07.815	17 Laps
28	2:08.106	20 Laps
34	10:21.048	49 Laps
10	2:06.503	19 Laps
17	2:05.114	20 Laps
6	2:07.798	28 Laps
30	2:13.046	17 Laps
25	2:12.500	30 Laps
29	2:06.875	15 Laps
16	1:59.019	5 Laps
22	2:11.096	20 Laps
11	2:06.669	3 Laps
46	2:09.969	56 Laps
33	2:10.487	45 Laps
1	2:03.744	49 Laps
12	2:15.554	29 Laps
20	7:02.378	27 Laps
40	2:28.828	36 Laps
31	2:05.602	10 Laps
3	2:04.554	16 Laps
32	2:02.812	9 Laps

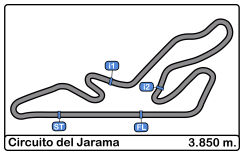

Circuito del Jarama
VI UV Endurance RACE Jarama
Carrera 8 horas resistencia
Analysis by Lap

Lap 195

Num	Lap Time	Gap
19	1:57.166	
27	2:06.107	17 Laps
21	2:05.855	14.222
9	4:20.484	23 Laps
28	2:06.143	20 Laps
5	2:08.928	17 Laps
17	2:06.247	20 Laps
10	2:08.324	19 Laps
16	1:59.885	5 Laps
6	2:08.456	28 Laps
29	2:06.045	15 Laps
34	2:18.304	49 Laps
30	2:12.442	17 Laps
25	2:11.595	30 Laps
11	2:03.088	3 Laps
22	2:10.304	20 Laps
46	2:09.417	56 Laps
7	4:26.907	19 Laps
33	2:10.093	45 Laps
1	2:02.405	49 Laps
20	2:18.656	27 Laps
40	2:22.105	36 Laps
3	2:06.666	16 Laps
31	2:08.782	10 Laps
32	2:02.630	9 Laps

Lap 196

Num	Lap Time	Gap
19	1:57.006	
27	2:05.052	17 Laps
9	2:01.721	23 Laps
28	2:06.746	20 Laps
16	1:59.469	5 Laps
21	2:21.741	38.957
5	2:08.088	17 Laps
17	2:07.022	20 Laps
10	2:08.435	19 Laps
29	2:04.661	15 Laps
6	2:09.217	28 Laps
11	2:04.498	3 Laps
30	2:10.018	17 Laps
25	2:12.285	30 Laps
2	5:31.177	8 Laps
46	2:09.900	56 Laps
22	2:09.951	20 Laps
33	2:09.902	45 Laps
34	2:27.430	49 Laps
1	2:02.351	49 Laps
3	2:06.541	16 Laps
31	2:06.838	10 Laps

Lap 197

Num	Lap Time	Gap
19	1:58.513	
32	2:06.529	10 Laps
20	2:19.442	28 Laps
40	2:27.422	37 Laps
27	2:03.935	17 Laps
9	2:05.695	23 Laps
16	1:59.129	5 Laps
21	1:58.960	39.404
28	2:07.388	20 Laps
5	2:07.266	17 Laps
17	2:05.445	20 Laps
10	2:06.676	19 Laps
29	2:05.125	15 Laps
11	2:01.940	3 Laps
6	2:10.381	28 Laps
30	2:12.341	17 Laps
25	2:11.091	30 Laps
22	2:09.661	20 Laps
46	2:09.844	56 Laps
33	2:10.786	45 Laps
1	2:03.081	49 Laps
12	6:19.615	31 Laps

Lap 198

Num	Lap Time	Gap
19	1:56.626	
32	2:03.725	10 Laps
31	2:07.173	11 Laps
3	2:09.443	17 Laps
20	2:14.175	28 Laps
27	2:04.715	17 Laps
9	2:01.611	23 Laps
21	1:59.115	41.893
16	2:00.673	5 Laps
40	2:27.107	37 Laps
7	5:51.740	21 Laps
28	2:07.314	20 Laps
17	2:05.212	20 Laps
5	2:07.708	17 Laps
10	2:07.244	19 Laps
29	2:04.388	15 Laps
11	2:01.927	3 Laps
30	2:13.634	17 Laps
25	2:12.524	30 Laps
22	2:10.426	20 Laps
46	2:10.329	56 Laps
1	2:03.612	49 Laps
33	2:10.113	45 Laps
6	2:44.127	28 Laps

Lap 199

Num	Lap Time	Gap
19	1:56.398	
32	2:02.825	10 Laps
31	2:03.758	11 Laps
3	2:05.306	17 Laps
27	2:04.330	17 Laps
9	2:01.326	23 Laps
20	2:15.780	28 Laps
16	2:02.811	5 Laps
21	2:05.091	50.586
28	2:08.724	20 Laps
17	2:09.638	20 Laps
7	2:12.077	21 Laps
5	2:08.392	17 Laps
11	2:04.815	3 Laps
29	2:07.056	15 Laps
10	2:10.769	19 Laps
40	2:31.533	37 Laps
2	6:13.985	10 Laps
1	2:05.602	49 Laps
25	2:11.421	30 Laps
22	2:10.555	20 Laps
30	2:14.667	17 Laps
33	2:10.782	45 Laps

Lap 200

Num	Lap Time	Gap
19	1:57.032	
46	2:21.787	57 Laps
34	6:55.672	52 Laps
32	2:02.846	10 Laps
31	2:04.071	11 Laps
3	2:04.775	17 Laps
9	2:01.424	23 Laps
27	2:04.365	17 Laps
16	2:00.707	5 Laps
21	2:01.531	55.085
20	2:12.953	28 Laps
6	3:00.148	29 Laps
11	2:04.540	3 Laps
28	2:08.305	20 Laps
17	2:07.536	20 Laps
5	2:07.610	17 Laps
29	2:07.079	15 Laps
7	2:10.436	21 Laps
10	2:06.694	19 Laps
2	2:18.496	10 Laps
1	2:03.074	49 Laps
40	2:28.588	37 Laps

Lap 201

Num	Lap Time	Gap
19	1:57.869	
25	2:11.041	31 Laps
22	2:10.529	21 Laps
33	2:10.563	46 Laps
30	2:16.368	18 Laps
32	2:02.784	10 Laps
31	2:04.627	11 Laps
3	2:05.531	17 Laps
9	2:01.479	23 Laps
27	2:03.438	17 Laps
34	2:31.920	52 Laps
16	2:00.411	5 Laps
21	2:00.310	57.526
46	3:06.693	57 Laps
6	2:11.608	29 Laps
20	2:13.893	28 Laps
11	2:01.056	3 Laps
28	2:06.649	20 Laps
17	2:06.472	20 Laps
5	2:06.437	17 Laps
29	2:04.873	15 Laps
12	7:42.527	34 Laps
7	2:08.984	21 Laps
10	2:07.407	19 Laps
1	2:02.096	49 Laps

Lap 202

Num	Lap Time	Gap
19	1:57.674	
2	2:14.589	11 Laps
22	2:09.671	21 Laps
25	2:11.325	31 Laps
33	2:10.159	46 Laps
40	2:25.664	38 Laps
30	2:15.883	18 Laps
32	2:03.404	10 Laps
31	2:05.477	11 Laps
3	2:05.399	17 Laps
9	2:02.002	23 Laps
27	2:02.885	17 Laps
16	1:59.413	5 Laps
21	2:00.249	1:00.101
46	2:09.560	57 Laps
6	2:07.914	29 Laps
20	2:08.942	28 Laps
11	2:01.377	3 Laps
28	2:07.238	20 Laps
29	2:06.251	15 Laps
5	2:07.712	17 Laps
12	2:05.240	34 Laps

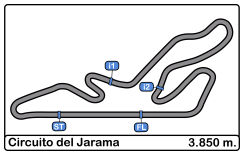

Circuito del Jarama
VI UV Endurance RACE Jarama
Carrera 8 horas resistencia
Analysis by Lap

Num	Lap Time	Gap
17	2:11.405	20 Laps
7	2:08.040	21 Laps
10	2:08.006	19 Laps

Lap 203

Num	Lap Time	Gap
19	1:56.806	
1	2:05.292	50 Laps
2	2:14.054	11 Laps
22	2:09.610	21 Laps
25	2:10.047	31 Laps
33	2:09.626	46 Laps
32	2:03.546	10 Laps
30	2:15.781	18 Laps
31	2:05.731	11 Laps
3	2:05.652	17 Laps
9	2:02.154	23 Laps
40	2:26.856	38 Laps
16	1:59.584	5 Laps
27	2:03.906	17 Laps
21	1:59.513	1:02.808
11	2:04.259	3 Laps
6	2:10.255	29 Laps
46	2:11.375	57 Laps
20	2:09.480	28 Laps
29	2:05.121	15 Laps
12	2:04.814	34 Laps
5	2:08.002	17 Laps
28	2:13.652	20 Laps

Lap 204

Num	Lap Time	Gap
19	2:01.266	
10	2:12.532	20 Laps
17	2:16.727	21 Laps
7	2:15.776	22 Laps
1	2:04.382	50 Laps
2	2:12.618	11 Laps
22	2:11.156	21 Laps
25	2:10.322	31 Laps
33	2:09.765	46 Laps
32	2:04.167	10 Laps
31	2:06.050	11 Laps
3	2:04.555	17 Laps
9	2:02.704	23 Laps
16	1:59.161	5 Laps
30	2:15.491	18 Laps
21	2:00.925	1:02.467
27	2:03.413	17 Laps
40	2:29.168	38 Laps
11	2:01.933	3 Laps
6	2:06.288	29 Laps
20	2:09.492	28 Laps
46	2:11.350	57 Laps
29	2:03.657	15 Laps
12	2:03.104	34 Laps
5	2:06.819	17 Laps
28	2:11.576	20 Laps
10	2:07.477	19 Laps
1	2:08.670	49 Laps
17	2:14.546	20 Laps
7	2:14.097	21 Laps
32	2:06.000	9 Laps
22	2:11.630	20 Laps
2	2:14.158	10 Laps
25	2:13.464	30 Laps
33	2:12.231	45 Laps
16	2:00.621	4 Laps
31	2:07.043	10 Laps
3	2:05.719	16 Laps
9	2:03.475	22 Laps

Lap 205

Num	Lap Time	Gap
21	2:01.583	
27	2:02.425	17 Laps
30	2:13.587	18 Laps
11	2:01.553	3 Laps
40	2:24.339	38 Laps
6	2:07.486	29 Laps
20	2:08.092	28 Laps
29	2:03.593	15 Laps
12	2:03.876	34 Laps
46	2:10.179	57 Laps
5	2:06.426	17 Laps
10	2:08.993	19 Laps
1	2:02.751	49 Laps
28	2:16.530	20 Laps
7	2:10.954	21 Laps
17	2:14.070	20 Laps
32	2:03.058	9 Laps
19	4:50.112	1:46.062
16	2:00.597	4 Laps
22	2:10.498	20 Laps
2	2:10.412	10 Laps
9	2:02.114	22 Laps
33	2:10.868	45 Laps
25	2:12.963	30 Laps

Lap 206

Num	Lap Time	Gap
21	2:02.711	
3	2:08.315	17 Laps
31	2:09.590	11 Laps
27	2:03.282	17 Laps
30	2:13.210	18 Laps
11	2:01.298	3 Laps
6	2:06.537	29 Laps
29	2:04.220	15 Laps
12	2:03.680	34 Laps
20	2:09.300	28 Laps
46	2:08.639	57 Laps
5	2:06.701	17 Laps
40	2:26.043	38 Laps
1	2:03.791	49 Laps
10	2:08.448	19 Laps
28	2:14.179	20 Laps
7	2:09.144	21 Laps
17	2:09.733	20 Laps
32	2:02.123	9 Laps
16	2:00.237	4 Laps
9	2:02.366	22 Laps
22	2:10.484	20 Laps
2	2:10.530	10 Laps
33	2:09.399	45 Laps

Lap 207

Num	Lap Time	Gap
21	2:07.247	
27	2:04.967	17 Laps
3	2:07.035	17 Laps
25	2:12.620	31 Laps
31	2:07.487	11 Laps
11	2:02.062	3 Laps
30	2:12.027	18 Laps
29	2:04.235	15 Laps
12	2:04.175	34 Laps
6	2:09.297	29 Laps
20	2:08.033	28 Laps
46	2:09.152	57 Laps
5	2:06.249	17 Laps
1	2:02.750	49 Laps
40	2:25.643	38 Laps
10	2:17.620	19 Laps
7	2:10.301	21 Laps
17	2:10.816	20 Laps
32	2:02.767	9 Laps
28	2:19.218	20 Laps
16	2:00.200	4 Laps
9	2:01.081	22 Laps
19	4:20.477	1 Lap
27	2:06.331	16 Laps
22	2:11.141	20 Laps
2	2:10.108	10 Laps
3	2:06.343	16 Laps
33	2:11.127	45 Laps
31	2:06.835	10 Laps

Lap 208

Num	Lap Time	Gap
21	2:11.710	
25	2:11.327	31 Laps
11	2:02.880	3 Laps
30	2:12.284	18 Laps
29	2:03.784	15 Laps
12	2:03.522	34 Laps
6	2:05.453	29 Laps
20	2:07.345	28 Laps
46	2:08.815	57 Laps
5	2:06.354	17 Laps
1	2:00.453	49 Laps
32	2:02.788	9 Laps
7	2:09.485	21 Laps
16	1:59.208	4 Laps
17	2:11.652	20 Laps
19	1:57.306	1 Lap
9	2:03.247	22 Laps
28	2:15.344	20 Laps
40	2:31.782	38 Laps
27	2:03.117	16 Laps
3	2:05.639	16 Laps
22	2:10.464	20 Laps
31	2:08.064	10 Laps
2	2:10.589	10 Laps
33	2:10.119	45 Laps

Lap 209

Num	Lap Time	Gap
21	2:10.839	
25	2:12.512	31 Laps
11	2:01.780	3 Laps
30	2:13.694	18 Laps
29	2:03.499	15 Laps
12	2:03.689	34 Laps
6	2:05.702	29 Laps
20	2:07.929	28 Laps
5	2:06.468	17 Laps
46	2:09.960	57 Laps
32	2:06.456	9 Laps
19	1:56.924	1 Lap
16	2:06.073	4 Laps
7	2:09.071	21 Laps
9	2:01.512	22 Laps
17	2:16.371	20 Laps
28	2:11.389	20 Laps
27	2:04.670	16 Laps
3	2:03.621	16 Laps

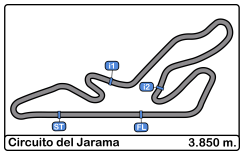

Circuito del Jarama
VI UV Endurance RACE Jarama
Carrera 8 horas resistencia
Analysis by Lap

Num	Lap Time	Gap
31	2:04.425	10 Laps
40	2:28.718	38 Laps
22	2:09.740	20 Laps
2	2:09.274	10 Laps
33	2:09.421	45 Laps
Num	**Lap Time**	**Gap**
Lap 210		
21	2:10.188	
11	2:02.598	3 Laps
25	2:14.219	31 Laps
10	5:20.119	21 Laps
12	2:02.897	34 Laps
29	2:05.939	15 Laps
30	2:13.521	18 Laps
6	2:05.205	29 Laps
20	2:07.609	28 Laps
5	2:06.522	17 Laps
46	2:09.677	57 Laps
34	20:02.333	60 Laps
19	1:56.932	1 Lap
32	2:02.697	9 Laps
16	2:06.893	4 Laps
9	2:01.217	22 Laps
7	2:09.180	21 Laps
27	2:04.098	16 Laps
28	2:13.120	20 Laps
17	2:16.273	20 Laps
3	2:04.430	16 Laps
31	2:03.915	10 Laps
2	2:08.329	10 Laps
11	2:03.505	2 Laps
22	2:10.318	20 Laps
33	2:10.527	45 Laps
Num	**Lap Time**	**Gap**
Lap 211		
21	2:10.685	
40	2:26.762	39 Laps
25	2:13.337	31 Laps
10	2:09.552	21 Laps
12	2:03.465	34 Laps

Num	Lap Time	Gap
29	2:03.993	15 Laps
6	2:04.613	29 Laps
30	2:14.335	18 Laps
20	2:06.863	28 Laps
5	2:05.818	17 Laps
46	2:10.418	57 Laps
19	1:56.822	1 Lap
34	2:01.391	60 Laps
32	2:01.758	9 Laps
9	2:01.147	22 Laps
16	2:02.510	4 Laps
7	2:08.623	21 Laps
27	2:03.819	16 Laps
3	2:04.850	16 Laps
31	2:04.780	10 Laps
28	2:12.005	20 Laps
1	7:22.895	51 Laps
11	2:00.381	2 Laps
17	2:18.321	20 Laps
2	2:09.205	10 Laps
22	2:10.119	20 Laps
33	2:09.097	45 Laps
Num	**Lap Time**	**Gap**
Lap 212		
21	2:11.641	
12	2:03.832	34 Laps
25	2:13.945	31 Laps
10	2:08.869	21 Laps
29	2:05.705	15 Laps
6	2:05.198	29 Laps
40	2:28.204	39 Laps
30	2:14.256	18 Laps
5	2:06.005	17 Laps
20	2:08.527	28 Laps
19	1:56.240	1 Lap
46	2:10.376	57 Laps
32	2:01.965	9 Laps
16	2:00.172	4 Laps
9	2:01.682	22 Laps
7	2:09.816	21 Laps

Num	Lap Time	Gap
27	2:03.972	16 Laps
3	2:04.471	16 Laps
31	2:04.309	10 Laps
11	2:00.859	2 Laps
28	2:12.394	20 Laps
2	2:09.148	10 Laps
33	2:08.629	45 Laps
1	2:22.997	51 Laps
22	2:10.799	20 Laps
17	2:21.064	20 Laps
Num	**Lap Time**	**Gap**
Lap 213		
21	2:10.985	
12	2:04.366	34 Laps
10	2:07.727	21 Laps
29	2:05.469	15 Laps
6	2:05.676	29 Laps
25	2:15.325	31 Laps
19	1:57.536	1 Lap
5	2:06.939	17 Laps
20	2:07.762	28 Laps
30	2:11.660	18 Laps
40	2:26.636	39 Laps
32	2:03.625	9 Laps
16	2:00.261	4 Laps
9	2:00.467	22 Laps
46	2:12.069	57 Laps
7	2:09.224	21 Laps
27	2:03.700	16 Laps
3	2:04.438	16 Laps
11	2:01.169	2 Laps
31	2:05.832	10 Laps
28	2:11.726	20 Laps
1	2:02.495	51 Laps
2	2:10.242	10 Laps
34	5:17.414	61 Laps
33	2:09.435	45 Laps
22	2:08.819	20 Laps
17	2:16.168	20 Laps
12	2:06.643	33 Laps

Num	Lap Time	Gap
Lap 214		
21	2:12.518	
29	2:04.483	15 Laps
10	2:08.690	21 Laps
6	2:03.079	29 Laps
19	1:56.322	1 Lap
25	2:16.143	31 Laps
5	2:06.210	17 Laps
20	2:05.358	28 Laps
30	2:11.871	18 Laps
32	2:01.359	9 Laps
16	2:00.492	4 Laps
9	2:00.412	22 Laps
46	2:09.379	57 Laps
40	2:25.405	39 Laps
27	2:03.247	16 Laps
7	2:07.988	21 Laps
11	2:02.606	2 Laps
3	2:06.442	16 Laps
31	2:04.355	10 Laps
1	2:02.985	51 Laps
28	2:11.942	20 Laps
2	2:09.557	10 Laps
33	2:08.220	45 Laps
22	2:08.986	20 Laps
12	2:03.655	33 Laps
29	2:05.194	14 Laps
Num	**Lap Time**	**Gap**
Lap 215		
21	2:11.117	
6	2:04.188	29 Laps
19	1:57.102	1 Lap
10	2:08.780	21 Laps
17	2:20.801	21 Laps
34	2:42.584	62 Laps
5	2:06.202	17 Laps
25	2:16.105	31 Laps
20	2:07.796	28 Laps
16	2:01.430	4 Laps
9	2:01.505	22 Laps

Num	Lap Time	Gap
32	2:03.384	9 Laps
30	2:14.187	18 Laps
46	2:10.078	57 Laps
40	2:20.491	39 Laps
27	2:03.772	16 Laps
11	2:05.315	2 Laps
3	2:05.317	16 Laps
7	2:10.472	21 Laps
31	2:04.441	10 Laps
1	2:01.447	51 Laps
28	2:09.161	20 Laps
2	2:10.482	10 Laps
33	2:10.131	45 Laps
12	2:04.153	33 Laps
22	2:09.863	20 Laps
19	1:57.152	1:59.234
29	2:05.158	14 Laps
6	2:05.787	28 Laps
10	2:08.810	20 Laps
Num	**Lap Time**	**Gap**
Lap 216		
21	2:13.327	
34	2:01.388	62 Laps
17	2:17.183	21 Laps
5	2:05.666	17 Laps
16	1:59.255	4 Laps
20	2:07.019	28 Laps
9	2:01.235	22 Laps
32	2:00.916	9 Laps
25	2:14.502	31 Laps
30	2:13.504	18 Laps
46	2:10.254	57 Laps
27	2:04.572	16 Laps
11	2:02.750	2 Laps
3	2:05.208	16 Laps
31	2:06.531	10 Laps
7	2:09.377	21 Laps
40	2:29.545	39 Laps
1	2:00.755	51 Laps
19	1:59.958	1:45.865

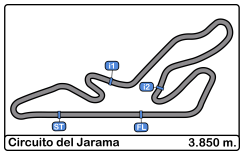

Circuito del Jarama
VI UV Endurance RACE Jarama
Carrera 8 horas resistencia
Analysis by Lap

Num	Lap Time	Gap
12	2:04.438	33 Laps
28	2:12.821	20 Laps
33	2:10.078	45 Laps
22	2:10.720	20 Laps
2	2:13.968	10 Laps
29	2:07.337	14 Laps
6	2:06.251	28 Laps
10	2:07.849	20 Laps
34	2:02.522	61 Laps

Lap 217

Num	Lap Time	Gap
21	2:11.704	
5	2:06.686	17 Laps
9	2:01.590	22 Laps
32	2:02.191	9 Laps
17	2:15.763	21 Laps
20	2:10.870	28 Laps
25	2:15.191	31 Laps
30	2:14.122	18 Laps
46	2:10.026	57 Laps
27	2:03.501	16 Laps
11	2:04.514	2 Laps
31	2:05.091	10 Laps
7	2:08.090	21 Laps
1	2:02.207	51 Laps
3	2:15.323	16 Laps
19	1:57.782	1:31.943
12	2:04.698	33 Laps
40	2:30.961	39 Laps
28	2:09.886	20 Laps
22	2:09.351	20 Laps
33	2:12.401	45 Laps
29	2:08.887	14 Laps
2	2:11.236	10 Laps
6	2:08.980	28 Laps
34	2:03.978	61 Laps
10	2:07.441	20 Laps
9	2:01.339	21 Laps

Lap 218

Num	Lap Time	Gap
21	2:13.608	
32	2:01.194	9 Laps
5	2:06.911	17 Laps
20	2:08.043	28 Laps
17	2:20.616	21 Laps
25	2:16.056	31 Laps
27	2:04.452	16 Laps
46	2:09.575	57 Laps
30	2:13.405	18 Laps
11	2:03.914	2 Laps
31	2:04.999	10 Laps
1	2:01.904	51 Laps
7	2:08.700	21 Laps
3	2:07.577	16 Laps
19	1:56.988	1:15.323
12	2:03.677	33 Laps
28	2:10.508	20 Laps
29	2:04.513	14 Laps
22	2:09.323	20 Laps
33	2:12.438	45 Laps
6	2:10.207	28 Laps
34	2:07.672	61 Laps
40	2:29.204	39 Laps
2	2:13.917	10 Laps
10	2:07.171	20 Laps
9	2:01.310	21 Laps
32	2:02.798	8 Laps

Lap 219

Num	Lap Time	Gap
21	2:06.523	
5	2:05.930	17 Laps
20	2:08.050	28 Laps
17	2:20.867	21 Laps
27	2:02.792	16 Laps
46	2:08.388	57 Laps
25	2:20.095	31 Laps
30	2:11.270	18 Laps
11	2:08.837	2 Laps
31	2:06.228	10 Laps
1	2:02.866	51 Laps
19	1:58.121	1:06.921
3	2:07.528	16 Laps
7	2:10.670	21 Laps
12	2:03.267	33 Laps
29	2:04.670	14 Laps
28	2:10.550	20 Laps
22	2:09.210	20 Laps
6	2:05.508	28 Laps
34	2:03.743	61 Laps
33	2:14.634	45 Laps
2	2:11.218	10 Laps
10	2:10.635	20 Laps
32	2:04.628	8 Laps

Lap 220

Num	Lap Time	Gap
21	2:05.144	
5	2:06.748	17 Laps
9	2:21.376	22 Laps
40	2:31.453	40 Laps
20	2:06.557	28 Laps
27	2:03.557	16 Laps
46	2:09.268	57 Laps
17	2:21.467	21 Laps
1	2:03.662	51 Laps
11	2:11.386	2 Laps
31	2:06.035	10 Laps
25	2:18.791	31 Laps
19	1:59.009	1:00.786
30	2:17.576	18 Laps
3	2:05.418	16 Laps
7	2:08.873	21 Laps
12	2:02.800	33 Laps
29	2:04.657	14 Laps
6	2:07.641	28 Laps
34	2:08.550	61 Laps
22	2:11.161	20 Laps
28	2:14.293	20 Laps
32	2:03.525	8 Laps
10	2:12.520	20 Laps
2	2:13.493	10 Laps

Lap 221

Num	Lap Time	Gap
21	2:08.901	
5	2:06.258	17 Laps
33	2:21.418	46 Laps
20	2:06.327	28 Laps
9	2:23.664	22 Laps
40	2:24.113	40 Laps
27	2:03.251	16 Laps
1	2:01.614	51 Laps
46	2:09.464	57 Laps
19	1:59.340	51.225
31	2:05.867	10 Laps
17	2:13.364	21 Laps
11	2:10.107	2 Laps
30	2:10.229	18 Laps
3	2:08.280	16 Laps
25	2:21.152	31 Laps
7	2:08.049	21 Laps
12	2:02.634	33 Laps
29	2:05.229	14 Laps
6	2:05.167	28 Laps
34	2:06.506	61 Laps
22	2:09.028	20 Laps
32	2:05.594	8 Laps
28	2:11.471	20 Laps
10	2:07.349	20 Laps

Lap 222

Num	Lap Time	Gap
21	2:08.760	
5	2:06.663	17 Laps
2	2:13.706	11 Laps
20	2:08.441	28 Laps
27	2:03.892	16 Laps
33	2:29.388	46 Laps
19	1:58.494	40.959
1	2:02.530	51 Laps
9	2:32.384	22 Laps
40	2:28.316	40 Laps
46	2:09.364	57 Laps
31	2:04.367	10 Laps
11	2:05.712	2 Laps
17	2:10.788	21 Laps
30	2:09.651	18 Laps
3	2:09.107	16 Laps
12	2:02.669	33 Laps
7	2:08.000	21 Laps
25	2:27.763	31 Laps
29	2:04.508	14 Laps
6	2:04.952	28 Laps
22	2:09.910	20 Laps
32	2:13.098	8 Laps
28	2:10.097	20 Laps
10	2:06.969	20 Laps

Lap 223

Num	Lap Time	Gap
21	2:07.387	
5	2:06.671	17 Laps
34	2:25.973	62 Laps
2	2:11.698	11 Laps
20	2:06.771	28 Laps
27	2:03.173	16 Laps
19	1:58.257	31.829
1	2:00.521	51 Laps
31	2:05.836	10 Laps
46	2:09.695	57 Laps
33	2:32.448	46 Laps
11	2:06.164	2 Laps
17	2:11.594	21 Laps
12	2:03.482	33 Laps
30	2:11.701	18 Laps
3	2:07.517	16 Laps
7	2:07.939	21 Laps
40	2:34.299	40 Laps
9	2:38.963	22 Laps
29	2:05.407	14 Laps
6	2:06.625	28 Laps
25	2:25.732	31 Laps
22	2:10.592	20 Laps

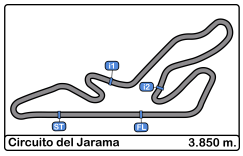

Circuito del Jarama
VI UV Endurance RACE Jarama
Carrera 8 horas resistencia
Analysis by Lap

Num	Lap Time	Gap
10	2:06.423	20 Laps
28	2:12.870	20 Laps

Lap 224

Num	Lap Time	Gap
21	2:07.316	
5	2:13.603	17 Laps
20	2:06.548	28 Laps
2	2:13.615	11 Laps
27	2:02.090	16 Laps
19	1:56.959	21.472
1	1:59.705	51 Laps
31	2:05.558	10 Laps
11	2:06.649	2 Laps
46	2:10.737	57 Laps
12	2:02.680	33 Laps
3	2:06.702	16 Laps
30	2:08.030	18 Laps
17	2:13.769	21 Laps
7	2:07.205	21 Laps
32	3:33.089	9 Laps
29	2:04.864	14 Laps
40	2:27.508	40 Laps
6	2:05.907	28 Laps
9	2:46.741	22 Laps
10	2:08.434	20 Laps
22	2:13.610	20 Laps
25	2:26.364	31 Laps

Lap 225

Num	Lap Time	Gap
21	2:09.317	
28	2:11.620	21 Laps
5	2:06.004	17 Laps
19	1:56.030	08.185
27	2:02.641	16 Laps
20	2:08.503	28 Laps
2	2:13.035	11 Laps
1	1:59.772	51 Laps
31	2:05.476	10 Laps
11	2:06.266	2 Laps
46	2:09.267	57 Laps
12	2:02.840	33 Laps
3	2:04.879	16 Laps
30	2:07.763	18 Laps
7	2:08.883	21 Laps
17	2:13.125	21 Laps
32	2:05.479	9 Laps
34	5:36.450	63 Laps
29	2:03.833	14 Laps
6	2:10.025	28 Laps
40	2:28.697	40 Laps

Lap 226

Num	Lap Time	Gap
21	2:02.960	
10	2:07.483	21 Laps
19	1:57.442	02.667
5	2:06.105	17 Laps
22	2:14.217	21 Laps
27	2:02.890	16 Laps
28	2:15.767	21 Laps
20	2:08.046	28 Laps
1	2:02.527	51 Laps
25	2:27.295	32 Laps
2	2:15.848	11 Laps
9	2:47.994	23 Laps
31	2:04.255	10 Laps
11	2:06.489	2 Laps
12	2:02.801	33 Laps
46	2:09.656	57 Laps
3	2:06.967	16 Laps
30	2:08.431	18 Laps
32	2:04.271	9 Laps
7	2:09.704	21 Laps
34	2:06.680	63 Laps
29	2:06.145	14 Laps
17	2:24.265	21 Laps
6	2:07.683	28 Laps
40	2:25.818	40 Laps

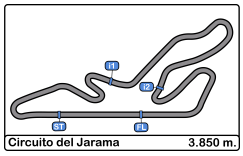

Circuito del Jarama
VI UV Endurance RACE Jarama
Carrera 8 horas resistencia
Best Sectors Results

	Sector - 1			Sector - 2			Sector - 3			Vuelta Ideal vs Mejor Vuelta					
Clas	Nº	Equipo	Tiempo	Nº	Equipo	Tiempo	Nº	Equipo	Tiempo	Clas	Nº	Equipo	Vta. Ideal	Mejor Vta.	Clas
1	19	RACING TO ENJOY	43.763	19	RACING TO ENJOY	38.436	19	RACING TO ENJOY	32.021	1	19	RACING TO ENJOY	1:54.220	1:54.495	1
2	21	BOYACA VSR	44.290	21	BOYACA VSR	38.517	24	VSR MTORSPORT	32.232	2	21	BOYACA VSR	1:55.048	1:55.546	2
3	24	VSR MTORSPORT	44.521	24	VSR MTORSPORT	38.816	21	BOYACA VSR	32.241	3	24	VSR MTORSPORT	1:55.569	1:55.667	3
4	11	M&M RACING TEAM	44.828	11	M&M RACING TEAM	39.131	16	RRO RACING VSR	32.904	4	11	M&M RACING TEAM	1:56.933	1:57.689	4
5	16	RRO RACING VSR	45.094	16	RRO RACING VSR	39.374	11	M&M RACING TEAM	32.974	5	16	RRO RACING VSR	1:57.372	1:58.293	5
6	34	RRB COMPETICION	45.973	34	RRB COMPETICION	39.860	1	ASAP RACING	33.259	6	1	ASAP RACING	1:59.395	1:59.705	6
7	9	JDM MOTOR 1	45.983	9	JDM MOTOR 1	40.098	9	JDM MOTOR 1	33.514	7	34	RRB COMPETICION	1:59.471	1:59.776	7
8	1	ASAP RACING	46.005	1	ASAP RACING	40.131	32	PUNTAL PRODUCTI	33.581	8	9	JDM MOTOR 1	1:59.595	1:59.803	8
9	32	PUNTAL PRODUCTI	46.081	32	PUNTAL PRODUCTI	40.333	34	RRB COMPETICION	33.638	9	32	PUNTAL PRODUCTI	1:59.995	2:00.916	9
10	26	PIKANTO RACING	46.379	26	PIKANTO RACING	40.611	12	M.BOSS RACING	33.845	10	12	M.BOSS RACING	2:01.098	2:01.361	10
11	6	CHAMAQUITOS	46.544	12	M.BOSS RACING	40.631	31	EB RACING	33.991	11	26	PIKANTO RACING	2:01.217	2:01.981	12
12	12	M.BOSS RACING	46.622	14	OLIMPIA RACING	40.720	27	RG MOTORSPORT	34.003	12	14	OLIMPIA RACING	2:01.482	2:02.002	13
13	2	BMOVIE	46.642	27	RG MOTORSPORT	40.889	14	OLIMPIA RACING	34.045	13	27	RG MOTORSPORT	2:01.696	2:02.090	14
14	14	OLIMPIA RACING	46.717	31	EB RACING	40.939	2	BMOVIE	34.159	14	31	EB RACING	2:01.718	2:02.484	15
15	29	ALPHA RACING	46.749	2	BMOVIE	40.952	6	CHAMAQUITOS	34.160	15	2	BMOVIE	2:01.753	2:01.946	11
16	31	EB RACING	46.788	29	ALPHA RACING	40.963	26	PIKANTO RACING	34.227	16	29	ALPHA RACING	2:02.016	2:02.903	16
17	27	RG MOTORSPORT	46.804	17	SAOCA SPORT	41.489	29	ALPHA RACING	34.304	17	6	CHAMAQUITOS	2:02.370	2:03.079	17
18	3	ANGALI RACING	47.105	8	HLT MK3	41.624	3	ANGALI RACING	34.435	18	3	ANGALI RACING	2:03.492	2:03.621	18
19	20	CLASICOS REDAN	47.350	6	CHAMAQUITOS	41.666	17	SAOCA SPORT	34.570	19	17	SAOCA SPORT	2:03.598	2:04.069	19
20	28	EMAN EGURRE	47.391	10	FANSI GARAJE 49	41.777	28	EMAN EGURRE	34.695	20	20	CLASICOS REDAN	2:03.972	2:04.521	22
21	8	HLT MK3	47.430	20	CLASICOS REDAN	41.803	20	CLASICOS REDAN	34.819	21	8	HLT MK3	2:04.040	2:04.267	20
22	10	FANSI GARAJE 49	47.443	3	ANGALI RACING	41.952	5	DE DIEGO MOTOR	34.920	22	28	EMAN EGURRE	2:04.048	2:04.501	21
23	17	SAOCA SPORT	47.539	28	EMAN EGURRE	41.962	8	HLT MK3	34.986	23	10	FANSI GARAJE 49	2:04.275	2:04.630	23
24	5	DE DIEGO MOTOR	47.768	7	NATARA SPORT	42.255	10	FANSI GARAJE 49	35.055	24	5	DE DIEGO MOTOR	2:05.139	2:05.666	24
25	46	UV-SAYAGO	48.248	5	DE DIEGO MOTOR	42.451	7	NATARA SPORT	35.243	25	7	NATARA SPORT	2:06.084	2:06.751	25
26	30	PLIPETTI'S RACING	48.509	30	PLIPETTI'S RACING	42.894	30	PLIPETTI'S RACING	35.284	26	30	PLIPETTI'S RACING	2:06.687	2:07.463	27
27	7	NATARA SPORT	48.586	33	AMAZON SPORT 1	42.975	46	UV-SAYAGO	35.479	27	46	UV-SAYAGO	2:07.035	2:07.316	26
28	33	AMAZON SPORT 1	48.660	22	ABOGADO AMIGO	43.209	33	AMAZON SPORT 1	35.485	28	33	AMAZON SPORT 1	2:07.120	2:07.781	28
29	22	ABOGADO AMIGO	48.791	25	POLESTAR TEAM	43.304	22	ABOGADO AMIGO	35.909	29	22	ABOGADO AMIGO	2:07.909	2:08.819	29
30	18	SAAB ENDURANCE	49.275	46	UV-SAYAGO	43.308	25	POLESTAR TEAM	36.202	30	25	POLESTAR TEAM	2:08.965	2:09.161	30
31	25	POLESTAR TEAM	49.459	18	SAAB ENDURANCE	44.082	18	SAAB ENDURANCE	36.570	31	18	SAAB ENDURANCE	2:09.927	2:10.180	31
32	40	UV-TEC	50.866	40	UV-TEC	44.855	40	UV-TEC	37.295	32	40	UV-TEC	2:13.016	2:14.045	32

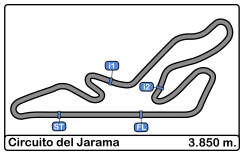

Circuito del Jarama
VI UV Endurance RACE Jarama
Carrera 8 horas resistencia
Leader Sequence

Nº	Equipo	Vehiculo	Cat	Vta.Inicio	Vta. Fin	Vtas	Total Vtas.
19	RACING TO ENJOY	BMW E36 325i	3	1	**44**	44	44
21	BOYACA VSR	BMW 320i E36	3	45	**52**	8	8
16	RRO RACING VSR	BMW 325I e36	3	53	**57**	5	5
1	ASAP RACING	Honda Civic EG5	1	58	**60**	3	3
19	RACING TO ENJOY	BMW E36 325i	3	61	**83**	23	67
21	BOYACA VSR	BMW 320i E36	3	84	**93**	10	18
19	RACING TO ENJOY	BMW E36 325i	3	94	**109**	16	83
21	BOYACA VSR	BMW 320i E36	3	110	**135**	26	44
11	M&M RACING TEAM	BMW E30 325i	3	136	**138**	3	3
16	RRO RACING VSR	BMW 325I e36	3	139	**139**	1	6
11	M&M RACING TEAM	BMW E30 325i	3	140	**140**	1	4
19	RACING TO ENJOY	BMW E36 325i	3	141	**161**	21	104
21	BOYACA VSR	BMW 320i E36	3	162	**176**	15	59
19	RACING TO ENJOY	BMW E36 325i	3	177	**182**	6	110
21	BOYACA VSR	BMW 320i E36	3	183	**185**	3	62
19	RACING TO ENJOY	BMW E36 325i	3	186	**204**	19	129
21	BOYACA VSR	BMW 320i E36	3	205	**226**	22	84

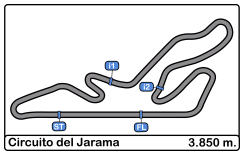

Circuito del Jarama
VI UV Endurance RACE Jarama
Carrera 8 horas resistencia
Best 5 Lap Times

					Mejor 1		Mejor 2		Mejor 3		Mejor 4		Mejor 5	
Clas	**Nº**	**Equipo**	**Vehiculo**	**Cat**	**Tiempo**	**Vta.**	**Tiempo**	**Vta.**	**Tiempo**	**Vta.**	**Tiempo**	**Vta.**	**Tiempo**	**Vta.**
1	**19**	RACING TO ENJOY	BMW E36 325i	3	**1:54.495**	10	1:55.084	11	1:55.095	137	1:55.219	15	1:55.233	142
2	**21**	BOYACA VSR	BMW 320i E36	3	**1:55.546**	158	1:55.550	103	1:55.634	106	1:55.636	157	1:55.719	166
3	**24**	VSR MTORSPORT	BMW 325i E36	3	**1:55.667**	10	1:55.845	2	1:55.917	3	1:56.020	4	1:56.107	6
4	**11**	M&M RACING TEAM	BMW E30 325i	3	**1:57.689**	3	1:57.857	10	1:57.962	107	1:58.105	85	1:58.134	2
5	**16**	RRO RACING VSR	BMW 325I e36	3	**1:58.293**	17	1:58.432	13	1:58.471	18	1:58.475	20	1:58.505	173
6	**1**	ASAP RACING	Honda Civic EG5	1	**1:59.705**	173	1:59.772	174	2:00.453	159	2:00.521	172	2:00.703	85
7	**34**	RRB COMPETICION	Renault Clio	2	**1:59.776**	22	2:00.306	23	2:00.841	11	2:00.899	10	2:00.959	24
8	**9**	JDM MOTOR 1	BMW E30 325i	3	**1:59.803**	145	2:00.412	192	2:00.414	142	2:00.467	191	2:00.688	144
9	**32**	PUNTAL PRODUCTIONS	BMW 325i E36	3	**2:00.916**	207	2:01.194	209	2:01.359	205	2:01.652	25	2:01.758	202
10	**12**	M.BOSS RACING	VW Golf MK3	2	**2:01.361**	116	2:01.593	24	2:01.720	34	2:01.792	29	2:01.931	37
11	**2**	BMOVIE	BMW E36 320i	2	**2:01.946**	35	2:02.097	38	2:02.212	37	2:02.250	36	2:02.280	20
12	**26**	PIKANTO RACING	Seat Toledo	2	**2:01.981**	10	2:02.115	4	2:02.158	25	2:02.173	19	2:02.328	2
13	**14**	OLIMPIA RACING	VW Golf MK2	2	**2:02.002**	2	2:02.012	11	2:02.081	6	2:02.126	12	2:02.146	14
14	**27**	RG MOTORSPORT	VW Golf MK2	2	**2:02.090**	208	2:02.201	27	2:02.425	188	2:02.532	6	2:02.584	42
15	**31**	EB RACING	BMW 325i E36	3	**2:02.484**	127	2:02.504	107	2:02.546	24	2:02.559	11	2:02.614	108
16	**29**	ALPHA RACING	BMW Compact	2	**2:02.903**	92	2:03.087	84	2:03.092	91	2:03.118	96	2:03.280	95
17	**6**	CHAMAQUITOS	Honda Civic EG4	1	**2:03.079**	185	2:04.188	186	2:04.253	32	2:04.533	24	2:04.537	23
18	**3**	ANGALI RACING OURENSE	BMW E36 320i	2	**2:03.621**	193	2:03.929	158	2:04.419	164	2:04.430	194	2:04.438	197
19	**17**	SAOCA SPORT	HONDA Civic	1	**2:04.069**	62	2:04.412	29	2:04.881	41	2:04.932	15	2:05.033	28
20	**8**	HLT MK3	VW Golf MK3	2	**2:04.267**	12	2:04.504	38	2:04.581	19	2:04.656	32	2:04.681	5
21	**28**	EMAN EGURRE RACING TEAM	BMW E36 325i	3	**2:04.501**	31	2:04.976	10	2:04.980	19	2:05.052	12	2:05.200	35
22	**20**	CLASICOS REDAN	BMW 325i E30	3	**2:04.521**	6	2:04.779	34	2:04.991	16	2:05.132	15	2:05.132	149
23	**10**	FANSI GARAJE 49	BMW 318ti	2	**2:04.630**	3	2:04.734	2	2:05.615	5	2:05.881	4	2:06.423	203
24	**5**	DE DIEGO MOTORSPORT	Citroen Saxo	SAXO	**2:05.666**	199	2:05.818	194	2:05.930	202	2:06.004	208	2:06.005	195
25	**7**	NATARA SPORT	Honda Civic	1	**2:06.751**	60	2:06.885	62	2:06.895	153	2:07.076	75	2:07.205	203
26	**46**	UV-SAYAGO	Citroen Saxo	SAXO	**2:07.316**	121	2:07.340	122	2:07.349	110	2:07.516	114	2:07.548	119
27	**30**	PLIPETTI'S RACING TEAM	VW Golf GTI	2	**2:07.463**	101	2:07.763	207	2:07.765	36	2:07.877	100	2:07.882	125
28	**33**	AMAZON SPORT 1	VW Golf MK3	2	**2:07.781**	36	2:07.951	14	2:08.109	100	2:08.220	169	2:08.295	40
29	**22**	ABOGADO AMIGO TEAM	Citroen Saxo	SAXO	**2:08.819**	193	2:08.986	194	2:09.028	201	2:09.210	199	2:09.323	198
30	**25**	POLESTAR TEAM	Volvo 850	3	**2:09.161**	137	2:09.962	136	2:09.972	152	2:09.995	146	2:10.047	172
31	**18**	SAAB ENDURANCE RACING SO	SAAB	2	**2:10.180**	20	2:10.796	33	2:10.921	19	2:11.072	32	2:11.696	37
32	**40**	UV-TEC	Citroen Saxo	SAXO	**2:14.045**	39	2:14.088	38	2:14.308	142	2:14.437	140	2:14.561	47

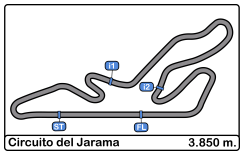

Circuito del Jarama
VI UV Endurance RACE Jarama
Carrera 8 horas resistencia
Best 5 Top Speeds

					Maxima 1		Maxima 2		Maxima 3		Maxima 4		Maxima 5		
Clas	**Nº**	**Equipo**	**Vehiculo**	**Cat**	**Km/h**	**Vta.**	**Km/h**	**Vta.**	**Km/h**	**Vta.**	**Km/h**	**Vta.**	**Km/h**	**Vta.**	**Media**
1	**19**	RACING TO ENJOY	BMW E36 325i	3	**203.3**	80	203.0	24	202.6	13	202.6	23	201.8	76	202.7
2	**21**	BOYACA VSR	BMW 320i E36	3	**203.3**	162	202.6	148	202.6	164	202.2	157	202.2	160	202.6
3	**11**	M&M RACING TEAM	BMW E30 325i	3	**202.2**	92	201.8	69	201.4	15	201.4	22	201.4	86	201.7
4	**24**	VSR MTORSPORT	BMW 325i E36	3	**197.8**	3	197.4	22	196.3	6	196.0	13	194.5	2	196.4
5	**9**	JDM MOTOR 1	BMW E30 325i	3	**196.3**	144	194.5	194	194.2	133	193.8	43	193.2	119	194.4
6	**1**	ASAP RACING	Honda Civic EG5	1	**195.6**	173	195.6	174	194.9	172	192.8	136	192.8	159	194.3
7	**16**	RRO RACING VSR	BMW 325I e36	3	**193.5**	2	191.8	29	188.8	16	187.8	171	186.8	136	189.7
8	**31**	EB RACING	BMW 325i E36	3	**193.5**	20	192.5	71	191.4	16	191.4	24	191.4	87	192.1
9	**12**	M.BOSS RACING	VW Golf MK3	2	**192.8**	19	191.4	14	191.1	12	190.1	32	190.1	113	191.1
10	**27**	RG MOTORSPORT	VW Golf MK2	2	**192.5**	189	192.1	184	192.1	188	191.8	27	191.4	186	192.0
11	**32**	PUNTAL PRODUCTIONS	BMW 325i E36	3	**192.1**	12	192.1	25	192.1	29	191.8	3	191.8	26	192.0
12	**34**	RRB COMPETICION	Renault Clio	2	**191.1**	40	190.4	151	190.1	24	188.1	15	188.1	156	189.6
13	**10**	FANSI GARAJE 49	BMW 318ti	2	**189.8**	2	188.4	3	187.5	4	184.9	5	183.9	199	186.9
14	**14**	OLIMPIA RACING	VW Golf MK2	2	**188.8**	66	186.2	2	185.2	38	185.2	39	184.9	6	186.0
15	**20**	CLASICOS REDAN	BMW 325i E30	3	**187.8**	7	186.8	149	185.8	2	185.2	3	184.9	188	186.1
16	**33**	AMAZON SPORT 1	VW Golf MK3	2	**186.5**	17	185.2	89	185.2	117	184.9	3	184.6	39	185.3
17	**26**	PIKANTO RACING	Seat Toledo	2	**186.2**	2	186.2	20	185.2	15	184.6	3	184.6	16	185.3
18	**7**	NATARA SPORT	Honda Civic	1	**185.5**	132	184.9	181	183.3	131	183.0	2	182.4	169	183.8
19	**17**	SAOCA SPORT	HONDA Civic	1	**185.5**	142	185.2	141	184.6	134	183.6	24	183.6	139	184.5
20	**3**	ANGALI RACING OURENSE	BMW E36 320i	2	**183.9**	208	182.1	73	181.5	61	181.5	69	180.6	53	181.9
21	**25**	POLESTAR TEAM	Volvo 850	3	**183.6**	137	183.6	172	182.4	132	181.8	145	181.5	151	182.6
22	**28**	EMAN EGURRE RACING TEAM	BMW E36 325i	3	**183.6**	181	182.4	130	180.3	159	180.0	152	179.1	31	181.1
23	**6**	CHAMAQUITOS	Honda Civic EG4	1	**182.7**	175	181.8	167	181.2	6	181.2	65	181.2	143	181.6
24	**18**	SAAB ENDURANCE RACING SO	SAAB	2	**182.1**	18	178.5	16	178.5	21	177.9	3	177.6	5	178.9
25	**5**	DE DIEGO MOTORSPORT	Citroen Saxo	SAXO	**180.9**	192	180.6	185	180.3	196	180.0	175	180.0	209	180.3
26	**30**	PLIPETTI'S RACING TEAM	VW Golf GTI	2	**180.3**	34	180.0	5	179.7	7	178.8	207	178.5	20	179.4
27	**8**	HLT MK3	VW Golf MK3	2	**179.7**	43	179.4	28	179.4	44	178.8	30	178.8	45	179.2
28	**46**	UV-SAYAGO	Citroen Saxo	SAXO	**177.6**	123	176.1	112	175.8	105	175.8	142	175.6	12	176.2
29	**29**	ALPHA RACING	BMW Compact	2	**177.3**	5	177.3	15	177.3	24	177.3	44	177.3	46	177.3
30	**2**	BMOVIE	BMW E36 320i	2	**176.1**	37	175.6	46	175.3	150	175.0	69	174.7	35	175.3
31	**22**	ABOGADO AMIGO TEAM	Citroen Saxo	SAXO	**175.8**	167	173.9	194	173.6	181	173.6	193	172.2	180	173.8
32	**40**	UV-TEC	Citroen Saxo	SAXO	**171.7**	21	171.4	26	170.8	10	169.5	56	168.7	105	170.4

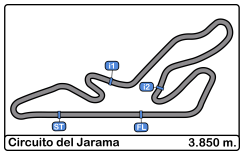

Circuito del Jarama
VI UV Endurance RACE Jarama
Carrera 8 horas resistencia
Fastest Laps Sequence

Vta	Hora Día	T Sesion	Nº	Equipo	Vehiculo	Cat	Time	Km/h
2	13:08:49.891	3:58.891	**19**	RACING TO ENJOY	BMW E36 325i	3	**1:55.403**	120.1
3	13:10:45.263	5:54.263	**19**	RACING TO ENJOY	BMW E36 325i	3	**1:55.372**	120.1
5	13:14:35.929	9:44.929	**19**	RACING TO ENJOY	BMW E36 325i	3	**1:55.234**	120.2
10	13:26:38.541	21:47.541	**19**	RACING TO ENJOY	BMW E36 325i	3	**1:54.495**	121.0

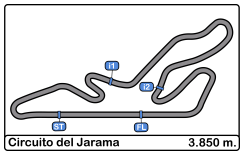

Circuito del Jarama
VI UV Endurance RACE Jarama
Carrera 8 horas resistencia
Event Best Maximum Speed

Nº	Equipo	Vehiculo	Cat	Clas	Km/h	Sesion
19	RACING TO ENJOY	BMW E36 325i	3	1	**204.1**	Entrenamiento No cronometrado
21	BOYACA VSR	BMW 320i E36	3	2	**203.3**	Carrera 8 horas resistencia
11	M&M RACING TEAM	BMW E30 325i	3	3	**202.2**	Carrera 8 horas resistencia
24	VSR MTORSPORT	BMW 325i E36	3	4	**200.7**	Entrenamiento cronometrado
16	RRO RACING VSR	BMW 325I e36	3	5	**197.8**	Entrenamiento No cronometrado
26	PIKANTO RACING	Seat Toledo	2	1	**196.7**	Entrenamiento cronometrado
9	JDM MOTOR 1	BMW E30 325i	3	6	**196.3**	Carrera 8 horas resistencia
1	ASAP RACING	Honda Civic EG5	1	1	**195.6**	Carrera 8 horas resistencia
31	EB RACING	BMW 325i E36	3	7	**193.5**	Carrera 8 horas resistencia
12	M.BOSS RACING	VW Golf MK3	2	2	**192.8**	Carrera 8 horas resistencia
27	RG MOTORSPORT	VW Golf MK2	2	3	**192.5**	Carrera 8 horas resistencia
32	PUNTAL PRODUCTIONS	BMW 325i E36	3	8	**192.1**	Entrenamiento No cronometrado
14	OLIMPIA RACING	VW Golf MK2	2	4	**191.1**	Entrenamiento No cronometrado
34	RRB COMPETICION	Renault Clio	2	5	**191.1**	Carrera 8 horas resistencia
10	FANSI GARAJE 49	BMW 318ti	2	6	**189.8**	Carrera 8 horas resistencia
4	4 TEAM	BMW Compact	2	7	**188.1**	Entrenamiento No cronometrado
20	CLASICOS REDAN	BMW 325i E30	3	9	**187.8**	Carrera 8 horas resistencia
33	AMAZON SPORT 1	VW Golf MK3	2	8	**186.5**	Carrera 8 horas resistencia
7	NATARA SPORT	Honda Civic	1	2	**185.5**	Carrera 8 horas resistencia
17	SAOCA SPORT	HONDA Civic	1	3	**185.5**	Carrera 8 horas resistencia
3	ANGALI RACING OURENSE	BMW E36 320i	2	9	**183.9**	Carrera 8 horas resistencia
28	EMAN EGURRE RACING TEAM	BMW E36 325i	3	10	**183.6**	Carrera 8 horas resistencia
25	POLESTAR TEAM	Volvo 850	3	11	**183.6**	Carrera 8 horas resistencia
6	CHAMAQUITOS	Honda Civic EG4	1	4	**182.7**	Carrera 8 horas resistencia
18	SAAB ENDURANCE RACING	SAAB	2	10	**182.1**	Carrera 8 horas resistencia
8	HLT MK3	VW Golf MK3	2	11	**181.8**	Entrenamiento No cronometrado
5	DE DIEGO MOTORSPORT	Citroen Saxo	SAX	1	**180.9**	Carrera 8 horas resistencia
30	PLIPETTI'S RACING TEAM	VW Golf GTI	2	12	**180.3**	Carrera 8 horas resistencia
46	UV-SAYAGO	Citroen Saxo	SAX	2	**177.6**	Carrera 8 horas resistencia
29	ALPHA RACING	BMW Compact	2	13	**177.3**	Entrenamiento No cronometrado
2	BMOVIE	BMW E36 320i	2	14	**176.1**	Carrera 8 horas resistencia
22	ABOGADO AMIGO TEAM	Citroen Saxo	SAX	3	**175.8**	Carrera 8 horas resistencia
40	UV-TEC	Citroen Saxo	SAX	4	**171.7**	Carrera 8 horas resistencia

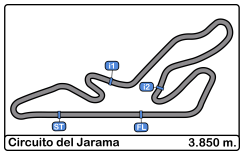

Circuito del Jarama
VI UV Endurance RACE Jarama
Carrera 8 horas resistencia
Lap Chart

LAP

Nr	Pos	Grid	1	2	3	4	5	6	7	8	9	10	11	12	13	14	15	16	17	18	19	20	21	22	23	24	25	26	27	28	29	30
24	**1**	24	19	19	19	19	19	19	19	19	19	19	19	19	19	19	19	19	19	19	19	19	19	19	19	19	19	19	19	19	19	19
19	**2**	19	24	24	24	24	24	24	24	24	24	24	24	24	24	24	24	24	24	24	24	24	24	24	21	21	21	21	21	21	21	21
21	**3**	21	21	21	21	21	21	21	21	21	21	11	21	21	21	21	21	21	21	21	21	21	21	21	24	16	16	16	16	16	16	16
26	**4**	26	11	11	11	11	11	11	11	11	11	21	11	11	11	11	11	11	11	11	11	11	11	11	16	11	11	11	11	11	11	11
16	**5**	16	16	16	16	16	16	16	16	16	16	16	16	16	16	16	16	16	16	16	16	16	16	16	11	1	1	1	1	1	1	1
11	**6**	11	26	26	26	26	34	34	34	34	34	34	34	34	34	34	34	34	34	34	34	1	1	1	1	14	14	14	14	14	14	14
14	**7**	14	14	14	14	34	14	14	14	14	14	1	1	1	1	1	1	1	1	1	1	14	14	14	14	26	26	26	2	2	2	2
9	**8**	9	9	34	34	14	26	1	1	1	1	14	14	14	14	14	14	14	14	14	14	26	26	26	26	2	2	2	26	12	12	12
34	**9**	34	34	1	1	1	1	26	26	26	26	26	26	26	26	26	26	26	26	26	26	2	2	2	2	27	27	12	12	27	32	32
1	**10**	1	1	9	27	27	2	2	2	2	2	2	2	2	2	2	2	2	2	2	2	27	27	27	27	12	12	27	27	32	27	27
27	**11**	27	27	27	2	2	27	27	27	27	27	27	27	27	27	12	12	12	27	27	27	31	12	12	12	32	32	32	32	26	26	31
12	**12**	12	2	12	12	12	12	12	12	12	12	12	12	12	12	27	27	27	31	31	31	12	31	32	32	31	31	31	31	31	31	26
2	**13**	2	12	2	31	31	31	31	31	31	31	31	31	31	31	31	31	31	32	32	12	32	32	31	31	9	9	9	9	9	9	9
31	**14**	31	31	31	9	9	9	9	9	9	9	32	32	32	32	32	32	32	12	12	32	9	9	9	9	29	29	29	29	29	29	29
8	**15**	8	29	29	29	29	29	29	32	32	32	9	9	9	9	9	9	9	9	9	9	29	29	29	29	8	8	8	8	8	8	8
29	**16**	29	8	8	8	8	8	8	29	29	29	29	29	29	29	29	29	29	29	29	29	8	8	8	8	17	17	17	17	17	17	17
17	**17**	17	5	5	10	10	10	32	8	8	8	8	8	8	8	8	8	8	8	8	8	20	17	17	17	5	5	5	5	5	5	5
20	**18**	20	20	10	5	5	32	10	20	20	20	20	20	20	20	20	20	20	20	20	20	17	20	5	5	10	10	10	10	10	10	10
5	**19**	5	10	20	20	32	5	20	10	10	10	5	5	5	5	17	17	17	17	17	17	5	5	10	10	6	6	6	6	6	6	6
7	**20**	7	7	7	32	20	20	5	5	5	5	10	10	10	17	5	5	5	5	5	5	10	10	28	6	28	28	28	28	28	28	28
10	**21**	10	17	30	7	17	17	17	17	17	17	17	17	17	10	10	10	10	10	10	10	28	28	6	28	7	7	7	7	7	7	7
33	**22**	33	30	17	17	7	6	6	6	6	6	6	6	6	6	6	28	28	28	28	28	6	6	7	7	30	30	30	30	30	30	30
3	**23**	3	3	3	30	30	7	7	30	30	30	28	28	28	28	28	6	6	6	6	6	7	7	30	30	3	3	3	3	3	3	3
30	**24**	30	28	32	3	3	30	30	7	7	28	30	30	30	7	7	7	7	7	7	7	30	30	33	33	33	20	20	20	20	20	20
46	**25**	46	33	28	28	6	3	3	3	3	7	7	7	7	30	30	30	30	30	30	30	33	3	3	3	20	22	22	22	22	22	22
28	**26**	28	25	33	6	28	28	28	28	28	33	33	33	33	33	33	33	33	33	33	33	3	33	20	20	22	25	25	25	25	25	33
22	**27**	22	22	6	33	33	33	33	33	33	3	3	3	3	3	3	3	3	3	3	3	22	22	22	22	25	33	33	33	33	33	25
25	**28**	25	32	25	25	22	22	22	22	22	22	22	22	22	22	22	22	22	22	22	22	34	25	25	25	40	34	34	34	34	34	34
40	**29**	40	6	22	22	25	25	25	25	25	25	25	25	46	46	46	46	46	25	25	25	25	40	40	40	34	40	40	40	40	40	40
6	**30**	6	18	18	18	18	18	40	40	40	46	46	46	25	25	25	25	25	40	40	40	40	34	34	34	18	18	18	18	18	18	18
18	**31**	18	40	40	40	40	40	46	46	46	40	40	40	40	40	40	40	40	46	18	18	18	18	18	18	24	24	46	46	46	46	46
32	**32**	32	46	46	46	46	46	18	18	18	18	18	18	18	18	18	18	18	18	46	46	46	46	46	46	46	46	24	24	24	24	

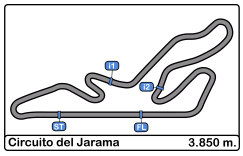

Circuito del Jarama
VI UV Endurance RACE Jarama
Carrera 8 horas resistencia
Lap Chart

LAP

Nr	Pos	31	32	33	34	35	36	37	38	39	40	41	42	43	44	45	46	47	48	49	50	51	52	53	54	55	56	57	58	59	60	61
24	**1**	19	19	19	19	19	19	19	19	19	19	19	19	19	19	21	21	21	21	21	21	21	21	16	16	16	16	16	1	1	1	19
19	**2**	21	21	21	21	21	21	21	21	21	21	21	21	21	21	16	16	16	16	16	16	16	16	11	11	1	1	1	2	2	2	1
21	**3**	16	16	16	16	16	16	16	16	16	16	16	16	16	16	11	11	11	11	11	11	11	11	21	1	2	2	2	19	19	19	2
26	**4**	11	11	11	11	11	11	11	11	11	11	11	11	11	11	19	1	1	1	1	1	1	1	1	2	14	14	19	16	29	29	16
16	**5**	1	1	1	1	1	1	1	1	1	1	1	1	1	1	1	2	2	2	2	2	2	2	2	14	19	19	29	29	16	16	21
11	**6**	14	14	14	14	14	14	12	12	12	12	12	2	2	2	2	14	14	14	14	14	14	14	14	19	29	29	21	21	21	21	11
14	**7**	2	2	2	12	12	12	14	14	2	2	2	14	14	14	14	32	27	27	27	27	19	19	19	29	21	21	11	11	11	11	30
9	**8**	12	12	12	2	2	2	2	2	14	14	14	32	32	32	32	27	9	9	9	9	29	29	29	21	11	11	30	30	30	30	31
34	**9**	32	32	32	32	32	32	32	32	32	32	32	27	27	27	27	9	19	19	19	19	5	5	5	5	30	30	14	31	31	31	29
1	**10**	27	27	27	27	27	27	27	27	27	27	27	31	31	9	9	19	29	29	29	29	10	10	10	10	31	31	31	32	32	32	32
27	**11**	31	31	31	31	31	31	31	31	31	31	31	9	9	29	29	29	5	5	5	5	30	30	30	30	32	32	32	14	14	14	14
12	**12**	26	26	9	9	9	9	9	9	9	9	9	29	29	8	8	8	10	10	10	10	27	31	31	31	5	27	27	27	27	27	27
2	**13**	9	9	26	26	26	26	26	26	26	26	29	8	8	17	17	17	30	30	30	30	31	32	32	32	27	8	8	8	8	8	8
31	**14**	29	29	29	29	29	29	29	29	29	29	8	17	17	5	5	5	32	31	31	31	22	22	22	22	12	12	12	12	9	9	9
8	**15**	8	8	8	8	8	8	8	8	8	8	17	5	5	28	28	28	8	22	22	22	32	27	27	27	8	9	9	9	12	12	12
29	**16**	17	17	17	17	17	17	17	17	17	17	5	12	28	6	10	10	31	33	32	32	9	12	12	12	9	20	20	20	20	5	5
17	**17**	5	5	5	5	5	5	5	5	5	5	28	28	6	10	30	30	22	32	33	33	12	8	8	8	20	5	5	5	5	6	6
20	**18**	10	10	6	6	6	6	6	6	6	6	6	6	10	31	6	22	33	34	12	12	8	9	9	9	10	6	6	6	6	3	3
5	**19**	6	6	10	28	28	28	28	28	28	28	10	10	30	30	22	31	34	12	8	8	20	20	20	20	6	3	3	3	3	7	7
7	**20**	28	28	28	10	10	10	10	10	10	10	26	3	22	22	31	33	12	8	20	20	6	6	6	6	3	7	7	7	7	17	17
10	**21**	7	3	3	3	3	3	3	3	3	3	3	30	33	33	33	34	17	20	34	6	3	3	3	3	7	17	17	17	17	20	20
33	**22**	30	7	7	7	7	7	7	7	7	7	30	22	12	12	34	12	20	6	6	3	7	7	7	7	17	33	33	33	33	33	33
3	**23**	3	30	30	30	30	30	30	30	30	30	7	33	34	34	12	20	6	3	3	7	33	17	17	17	22	22	10	10	10	10	10
30	**24**	20	20	20	20	20	20	22	22	22	22	22	34	3	20	20	6	7	7	7	17	17	33	33	33	33	10	22	22	22	22	28
46	**25**	22	22	22	22	22	22	33	33	33	33	33	20	20	7	7	7	3	17	17	28	28	28	28	28	28	28	28	28	28	28	22
28	**26**	33	33	33	33	33	33	20	34	34	34	34	7	7	3	3	3	28	28	28	40	40	40	40	40	40	40	40	40	40	40	40
22	**27**	25	25	34	34	34	34	34	20	20	20	20	40	40	40	40	40	40	40	40	25	25	25	25	25	25	25	25	25	25	25	25
25	**28**	34	34	25	25	25	25	25	40	40	40	40	25	25	25	25	25	25	25	25	34	34	34	34	34	34	34	34	34	34	34	34
40	**29**	40	40	40	40	40	40	40	25	25	25	25	46	46	46	46	46	46	46	46	46	46	46	46	46	46	46	46	46	46	46	46
6	**30**	18	18	18	18	18	18	18	18	46	46	46																				
18	**31**	46	46	46	46	46	46	46	46																							
32	**32**																															

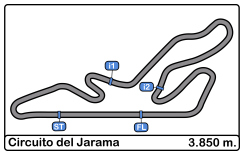

Circuito del Jarama
VI UV Endurance RACE Jarama
Carrera 8 horas resistencia
Lap Chart

LAP

Nr	Pos	62	63	64	65	66	67	68	69	70	71	72	73	74	75	76	77	78	79	80	81	82	83	84	85	86	87	88	89	90	91	92
24	**1**	19	19	19	19	19	19	19	19	19	19	19	19	19	19	19	19	19	19	19	19	19	19	21	21	21	21	21	21	21	21	21
19	**2**	16	16	16	16	21	21	21	21	21	21	21	21	21	21	21	21	21	21	21	21	21	21	11	11	11	11	11	11	11	11	11
21	**3**	2	21	21	21	16	16	16	16	16	16	16	16	16	16	16	16	16	16	16	16	11	11	19	19	19	19	19	19	19	19	19
26	**4**	21	11	11	11	11	11	11	11	11	11	11	11	11	11	11	11	11	11	11	11	16	1	1	1	16	16	16	16	16	16	16
16	**5**	1	1	1	1	1	1	1	1	1	1	1	1	1	1	1	1	1	1	1	1	1	16	16	16	1	2	2	2	2	2	31
11	**6**	11	2	2	2	2	2	2	2	2	2	2	2	2	2	2	2	2	2	2	2	2	2	2	2	2	31	31	31	31	31	2
14	**7**	30	30	30	30	30	30	30	30	30	30	30	31	31	31	31	31	31	31	31	31	31	31	31	31	31	14	14	14	14	14	14
9	**8**	31	31	31	31	31	31	31	31	31	31	31	30	30	32	32	14	32	32	14	14	14	14	14	14	14	32	32	9	9	9	9
34	**9**	32	32	32	32	32	32	32	32	32	32	32	32	32	14	14	32	14	14	32	32	32	32	32	32	32	9	9	32	29	29	29
1	**10**	14	14	14	14	14	14	14	14	14	14	14	14	14	9	9	9	9	9	9	9	9	9	9	9	9	29	29	29	27	27	27
27	**11**	27	27	27	27	27	27	27	27	8	8	8	9	9	27	27	27	27	27	27	27	27	29	29	29	29	27	27	27	3	3	3
12	**12**	8	8	8	8	8	8	8	8	27	27	9	27	27	29	29	29	29	29	29	29	29	27	27	27	27	3	3	3	5	5	5
2	**13**	9	9	9	9	9	9	9	9	9	9	27	29	29	30	3	3	3	3	3	3	3	3	3	3	3	5	5	5	6	6	6
31	**14**	12	12	29	29	29	29	29	29	29	29	29	8	3	3	5	5	5	5	5	5	5	5	5	5	5	12	6	6	7	32	32
8	**15**	29	29	12	12	12	12	12	12	6	6	6	3	6	6	6	6	17	17	17	17	17	17	17	17	17	17	7	7	32	10	10
29	**16**	5	5	5	5	5	5	5	5	5	5	5	6	5	5	12	12	12	12	12	12	12	12	12	12	12	6	12	10	10	28	28
17	**17**	6	6	6	6	6	6	6	6	12	3	3	5	12	12	17	17	7	7	7	7	7	7	6	6	6	7	10	28	28	30	30
20	**18**	3	3	3	3	3	3	3	3	3	12	12	12	17	17	7	7	6	6	6	6	6	6	7	7	7	10	28	30	30	7	22
5	**19**	17	17	17	17	17	17	17	17	17	17	17	17	7	7	30	30	10	10	10	10	10	10	10	10	10	30	30	22	22	22	12
7	**20**	7	7	7	7	7	7	7	7	7	7	7	7	10	10	10	10	30	30	30	30	30	30	30	30	30	28	22	12	12	12	7
10	**21**	20	20	20	20	20	20	20	10	10	10	10	10	28	28	28	28	28	28	28	28	28	28	28	28	28	22	17	17	17	17	17
33	**22**	33	10	10	10	10	10	10	28	28	28	28	28	22	22	22	22	22	22	22	22	22	22	22	22	22	40	40	40	40	40	40
3	**23**	10	33	28	28	28	28	28	22	22	22	22	22	20	20	20	20	20	20	20	20	20	20	40	40	40	20	20	20	20	20	20
30	**24**	28	28	22	22	22	22	22	20	20	20	20	20	25	25	25	40	40	40	40	40	40	40	20	20	20	25	25	25	25	25	25
46	**25**	22	22	40	40	25	25	25	25	25	25	25	25	40	40	40	25	25	25	25	25	25	25	25	25	25	34	34	34	34	34	34
28	**26**	40	40	25	25	40	40	40	40	40	40	40	40	34	34	34	34	34	34	34	34	34	34	34	34	34	33	33	33	33	33	33
22	**27**	25	25	34	34	34	34	34	34	34	34	34	34	33	33	33	33	33	33	33	33	33	33	33	33	33	1	1	1	1	1	1
25	**28**	34	34	33	33	33	33	33	33	33	33	33	33	46	46	46	46	46	46	46	46	46	46	46	46	46	46	46	46	46	46	46
40	**29**	46	46	46	46	46	46	46	46	46	46	46	46																			
6	**30**																															
18	**31**																															
32	**32**																															

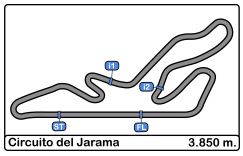

Circuito del Jarama
VI UV Endurance RACE Jarama
Carrera 8 horas resistencia
Lap Chart

LAP

Nr	Pos	93	94	95	96	97	98	99	100	101	102	103	104	105	106	107	108	109	110	111	112	113	114	115	116	117	118	119	120	121	122	123
24	**1**	21	19	19	19	19	19	19	19	19	19	19	19	19	19	19	19	19	21	21	21	21	21	21	21	21	21	21	21	21	21	21
19	**2**	11	21	21	21	21	21	21	21	21	21	21	21	21	21	21	21	21	19	19	19	19	19	19	19	19	19	19	19	19	19	19
21	**3**	19	11	16	16	16	16	16	16	16	11	11	11	11	11	11	11	11	11	11	11	11	11	11	11	11	11	11	11	11	11	11
26	**4**	16	16	11	11	11	11	11	11	11	16	16	16	16	16	16	16	16	16	16	16	16	16	16	16	16	16	16	16	16	16	16
16	**5**	31	2	2	2	2	2	2	2	2	2	2	2	2	2	2	2	2	29	29	29	29	29	29	29	29	31	31	31	31	31	31
11	**6**	2	14	14	14	14	14	14	14	14	14	14	14	14	29	29	29	29	31	31	31	31	31	31	31	31	29	2	2	2	2	2
14	**7**	14	31	29	29	29	29	29	29	29	29	29	29	29	14	31	31	31	2	2	2	2	2	2	2	2	2	32	32	32	32	32
9	**8**	9	29	27	27	27	27	27	27	27	31	31	31	31	31	32	32	32	32	32	32	32	32	32	32	32	32	14	14	14	14	14
34	**9**	29	27	3	31	31	31	31	31	31	32	32	32	32	32	14	14	14	14	14	14	14	14	14	14	14	14	9	9	9	9	9
1	**10**	27	3	31	32	32	32	32	32	32	27	9	9	9	9	9	9	9	9	9	9	9	9	9	9	9	9	29	29	29	29	29
27	**11**	3	9	32	3	9	9	9	9	9	9	30	30	30	30	30	30	30	30	30	30	30	30	30	30	30	30	30	12	12	12	12
12	**12**	5	32	9	9	28	28	30	30	30	30	10	10	10	3	3	3	12	12	12	12	12	12	12	12	12	12	12	30	30	30	30
2	**13**	6	5	28	28	30	30	28	10	10	10	27	3	3	12	12	12	3	3	3	3	3	3	3	3	3	3	3	3	3	3	3
31	**14**	32	6	10	10	10	10	10	3	3	3	3	27	12	27	27	27	27	27	27	27	27	27	27	27	27	27	27	27	27	27	27
8	**15**	10	28	30	30	3	3	3	12	12	12	12	12	27	10	6	6	6	6	6	6	6	6	6	6	6	6	6	6	6	6	6
29	**16**	28	10	22	22	12	12	12	22	22	6	6	6	6	6	7	7	7	7	7	7	7	7	7	7	7	7	7	7	7	7	7
17	**17**	30	30	12	12	22	22	22	28	6	7	7	7	7	7	5	5	5	5	5	5	5	5	5	5	5	5	5	5	5	5	5
20	**18**	22	22	6	6	6	6	6	6	7	5	5	5	5	5	28	28	28	28	28	28	28	28	28	28	28	28	28	28	28	28	28
5	**19**	12	12	7	7	7	7	7	7	5	28	28	28	28	28	10	10	10	10	10	10	10	10	10	10	10	10	10	10	10	10	10
7	**20**	7	7	5	5	5	5	5	5	28	22	22	22	22	22	22	22	22	22	22	22	22	22	22	22	22	22	22	22	22	22	22
10	**21**	17	17	17	17	17	17	17	17	17	17	17	17	17	17	17	17	17	17	17	17	17	17	17	17	17	17	17	17	17	17	17
33	**22**	40	40	20	20	20	20	20	20	20	20	20	20	20	20	20	20	20	20	20	20	20	20	20	20	20	20	20	20	20	20	20
3	**23**	20	20	25	34	34	25	25	25	25	25	25	25	25	25	25	25	25	25	25	25	25	40	25	25	25	25	25	25	25	25	25
30	**24**	25	25	40	25	25	40	40	40	40	40	40	40	40	40	40	40	40	40	40	40	40	25	34	34	34	34	40	40	40	40	40
46	**25**	34	34	34	40	40	34	34	34	34	34	34	34	34	34	34	34	34	34	34	34	34	34	40	40	40	40	34	34	34	34	34
28	**26**	33	33	33	33	33	33	33	33	33	33	33	33	33	33	33	33	33	33	33	33	33	33	33	33	33	33	33	33	33	33	33
22	**27**	1	1	1	1	1	1	1	1	1	1	1	1	1	1	1	1	1	1	1	1	1	1	1	1	1	1	1	1	1	1	1
25	**28**	46	46	46	46	46	46	46	46	46	46	46	46	46	46	46	46	46	46	46	46	46	46	46	46	46	46	46	46	46	46	46
40	**29**																															
6	**30**																															
18	**31**																															
32	**32**																															

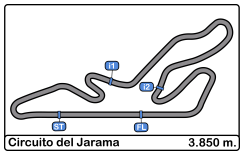

Circuito del Jarama
VI UV Endurance RACE Jarama
Carrera 8 horas resistencia
Lap Chart

LAP

Nr	Pos	124	125	126	127	128	129	130	131	132	133	134	135	136	137	138	139	140	141	142	143	144	145	146	147	148	149	150	151	152	153	154
24	**1**	21	21	21	21	21	21	21	21	21	21	21	21	11	11	11	16	11	19	19	19	19	19	19	19	19	19	19	19	19	19	19
19	**2**	19	19	19	19	19	19	19	19	19	11	11	11	16	16	16	11	21	21	21	21	21	21	21	21	21	21	21	21	21	21	21
21	**3**	11	11	11	11	11	11	11	11	11	16	16	16	21	21	21	21	19	11	16	16	16	16	16	16	16	16	16	16	16	16	16
26	**4**	16	16	16	16	16	16	16	16	16	19	19	19	19	19	19	19	16	16	11	11	11	11	11	11	11	11	11	11	11	11	11
16	**5**	31	31	31	31	31	31	31	31	31	31	31	9	9	9	9	14	14	14	14	14	14	14	14	14	14	14	14	14	14	14	14
11	**6**	2	2	2	2	2	2	2	2	2	2	9	14	14	14	14	9	2	2	2	2	2	2	2	2	2	2	2	2	2	2	2
14	**7**	32	32	32	32	32	32	32	32	32	9	14	31	2	2	2	2	31	31	31	31	31	31	31	31	31	31	31	31	31	31	31
9	**8**	14	14	14	9	9	9	9	9	9	14	2	2	31	31	31	31	32	32	32	32	32	32	32	32	32	32	32	32	32	32	32
34	**9**	9	9	9	14	14	14	14	14	14	32	30	30	30	3	32	32	3	3	3	3	3	3	3	3	29	29	29	29	29	29	29
1	**10**	29	12	12	30	30	30	30	30	30	30	3	3	3	32	3	3	29	29	29	29	29	29	29	29	3	10	10	3	3	3	3
27	**11**	12	30	30	3	3	3	3	3	3	3	32	32	32	29	29	29	27	27	27	27	27	27	10	10	10	3	3	30	30	30	30
12	**12**	30	3	3	29	29	29	29	29	29	29	29	29	29	27	27	27	10	10	10	10	10	10	9	30	30	30	30	10	5	5	5
2	**13**	3	29	29	27	27	27	27	27	27	27	27	27	27	30	5	10	9	9	9	9	9	9	27	5	5	5	5	5	27	27	27
31	**14**	27	27	27	12	6	6	6	6	6	6	6	6	6	7	10	5	30	30	30	30	30	30	30	27	27	27	27	27	7	7	7
8	**15**	6	6	6	6	7	7	7	7	7	7	7	7	7	5	7	30	5	5	5	5	5	5	5	28	28	28	7	7	10	10	10
29	**16**	7	7	7	7	5	5	5	5	5	5	5	5	5	10	30	22	22	22	22	22	22	22	28	7	7	7	28	22	22	22	22
17	**17**	5	5	5	5	10	10	10	10	10	10	10	10	10	22	22	28	28	28	28	28	28	28	22	22	22	22	22	28	28	28	28
20	**18**	28	28	10	10	28	28	28	28	28	28	28	28	28	28	28	17	17	17	17	17	17	17	7	17	17	17	17	17	17	17	17
5	**19**	10	10	28	28	22	22	22	22	22	22	22	22	22	17	17	7	7	7	7	7	7	7	17	9	9	9	9	9	9	9	9
7	**20**	22	22	22	22	17	17	17	17	17	17	17	17	17	6	6	20	20	20	20	20	20	20	20	20	20	20	20	20	20	20	20
10	**21**	17	17	17	17	20	20	20	20	20	20	20	20	20	20	20	6	6	6	6	6	6	6	6	6	6	25	25	25	25	25	6
33	**22**	20	20	20	20	25	25	25	25	25	25	25	25	25	25	25	25	25	25	25	25	25	25	25	25	25	6	6	6	6	6	12
3	**23**	25	25	25	25	12	12	12	12	12	12	12	12	12	12	12	12	12	12	12	12	12	12	12	12	12	12	12	12	12	12	25
30	**24**	40	40	40	40	40	40	40	40	40	40	40	40	40	40	40	40	40	40	40	40	40	40	40	40	40	40	40	40	40	40	40
46	**25**	34	34	34	34	34	34	34	34	34	34	34	34	34	34	34	34	34	34	34	34	33	33	33	33	33	33	33	33	33	33	33
28	**26**	33	33	33	33	33	33	33	33	33	33	33	33	33	33	33	33	33	33	33	33	34	34	34	34	1	1	1	1	1	1	1
22	**27**	1	1	1	1	1	1	1	1	1	1	1	1	1	1	1	1	1	1	1	1	1	1	1	1	34	34	46	46	46	46	46
25	**28**	46	46	46	46	46	46	46	46	46	46	46	46	46	46	46	46	46	46	46	46	46	46	46	46	46	46	34	34	34	34	34
40	**29**																															
6	**30**																															
18	**31**																															
32	**32**																															

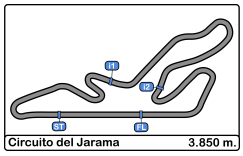

Circuito del Jarama
VI UV Endurance RACE Jarama
Carrera 8 horas resistencia
Lap Chart

LAP

Nr	Pos	155	156	157	158	159	160	161	162	163	164	165	166	167	168	169	170	171	172	173	174	175	176	177	178	179	180	181	182	183	184	185
24	**1**	19	19	19	19	19	19	19	21	21	21	21	21	21	21	21	21	21	21	21	21	21	21	19	19	19	19	19	19	21	21	21
19	**2**	21	21	21	21	21	21	21	19	19	19	19	19	19	19	19	19	19	19	19	19	19	19	21	21	21	21	21	21	19	19	19
21	**3**	16	16	16	16	16	16	16	16	11	11	11	11	11	11	11	11	11	11	11	11	11	11	11	11	11	11	11	11	11	11	11
26	**4**	11	11	11	11	11	11	11	11	16	16	16	16	16	16	16	16	16	16	16	16	16	16	16	16	16	16	16	16	16	16	16
16	**5**	14	14	14	14	14	14	14	2	2	2	2	2	2	2	2	2	2	2	2	2	2	2	2	2	2	2	2	2	2	2	2
11	**6**	2	2	2	2	2	2	2	14	31	31	31	31	31	31	31	31	31	31	31	31	31	31	31	31	31	31	31	32	32	32	32
14	**7**	31	31	31	31	31	31	31	31	32	32	32	32	32	32	32	32	32	32	32	32	32	32	32	32	32	32	32	31	31	31	31
9	**8**	32	32	32	32	32	32	32	32	14	14	14	14	14	14	14	14	29	29	29	29	29	29	29	29	29	29	29	29	29	29	29
34	**9**	29	29	29	29	29	29	29	29	29	29	29	29	29	29	29	29	3	3	3	3	3	3	3	3	3	3	3	3	3	3	3
1	**10**	3	3	3	3	3	3	3	3	3	3	3	3	30	3	3	3	30	27	27	27	27	27	27	27	27	27	27	27	27	27	27
27	**11**	30	30	30	30	30	5	5	5	5	30	30	30	3	30	30	30	27	30	30	5	5	5	5	5	5	5	5	5	5	5	5
12	**12**	5	5	5	5	5	30	30	30	30	27	27	27	5	5	5	27	5	5	5	30	30	30	30	30	30	30	30	30	30	30	30
2	**13**	27	27	27	27	27	27	27	27	27	5	5	5	27	27	27	5	7	7	7	7	7	10	10	10	10	10	10	10	10	10	10
31	**14**	7	7	7	7	7	7	7	7	7	7	7	7	7	7	7	7	10	10	10	10	10	7	28	28	28	28	28	28	28	28	28
8	**15**	10	10	10	10	10	10	10	10	10	10	10	10	10	10	10	10	28	28	28	28	28	28	17	17	17	17	17	17	17	17	17
29	**16**	22	22	22	28	28	28	28	28	28	28	28	28	28	28	28	28	17	17	17	17	17	17	22	22	22	22	22	22	22	22	22
17	**17**	28	28	28	22	22	22	22	22	22	22	22	22	22	22	17	17	22	22	22	22	22	22	7	7	7	7	7	7	7	7	7
20	**18**	17	17	17	17	17	17	17	17	17	17	17	17	17	17	22	22	9	9	9	9	9	9	9	9	9	9	9	9	9	9	9
5	**19**	9	9	9	9	9	9	9	9	9	9	9	9	9	9	9	9	20	20	20	20	20	20	20	20	20	20	20	20	20	20	20
7	**20**	20	20	20	20	20	20	20	20	20	20	20	20	20	20	20	20	6	6	6	6	6	6	6	6	6	6	6	6	6	6	6
10	**21**	6	6	6	6	6	6	6	6	6	6	6	6	6	6	6	6	25	25	25	25	25	25	25	25	25	25	25	25	25	25	25
33	**22**	12	12	12	12	12	12	12	12	12	12	12	25	25	25	25	25	12	12	12	12	12	12	12	12	12	12	12	12	12	12	12
3	**23**	25	25	25	25	25	25	25	25	25	25	25	12	12	12	12	12	40	40	40	40	40	40	40	40	40	40	40	40	40	40	40
30	**24**	40	40	40	40	40	40	40	40	40	40	40	40	40	40	40	40	33	33	33	33	33	33	33								
46	**25**	33	33	33	33	33	33	33	33	33	33	33	33	33	33	33	33	1	1	1	1	1										
28	**26**	1	1	1	1	1	1	1	1	1	1	1	1	1	1	1	1															
22	**27**	46	46	46	46	46	46	46	46	46	46	46	46	46	46	46																
25	**28**	34	34	34	34	34	34	34	34	34																						
40	**29**																															
6	**30**																															
18	**31**																															
32	**32**																															

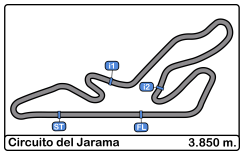

Circuito del Jarama
VI UV Endurance RACE Jarama
Carrera 8 horas resistencia
Lap Chart

LAP

Nr	Pos	186	187	188	189	190	191	192	193	194	195	196	197	198	199	200	201	202	203	204	205	206	207	208	209	210	211	212	213	214	215	216
24	**1**	19	19	19	19	19	19	19	19	19	19	19	19	19	19	19	19	19	19	19	21	21	21	21	21	21	21	21	21	21	21	21
19	**2**	21	21	21	21	21	21	21	21	21	21	21	21	21	21	21	21	21	21	21	19	19	19	19	19	19	19	19	19	19	19	19
21	**3**	11	11	11	11	11	11	11	11	11	11	11	11	11	11	11	11	11	11	11	11	11	11	11	11	11	11	11	11	11	11	11
26	**4**	16	16	16	16	16	16	16	16	16	16	16	16	16	16	16	16	16	16	16	16	16	16	16	16	16	16	16	32	32	32	32
16	**5**	2	2	2	32	32	32	32	32	32	32	32	32	32	32	32	32	32	32	32	32	32	32	32	32	32	32	32	31	31	31	31
11	**6**	32	32	32	2	2	2	2	2	2	2	2	2	31	31	31	31	31	31	31	31	31	31	31	31	31	31	31	2	2	2	
14	**7**	31	31	31	31	31	31	31	31	31	31	31	31	2	2	2	2	2	2	2	2	2	2	2	2	2	2	2				
9	**8**	29	29	29	29	29	29	29	29	29	29	29	29	29	29	29	29	29	29	29	29	29	29	29	29	29	29	29				
34	**9**	3	3	3	3	27	27	27	27	27	27	27	27	27	27	27	27	27	27	27	27	27	27	27	27	27						
1	**10**	27	27	27	27	3	3	3	3	3	3	3	3	3	3	3	3	3	3	3	3	3	3	3	3	3						
27	**11**	5	5	5	5	5	5	5	5	5	5	5	5	5	5	5	5	5	5	5	5	5	5	5	5							
12	**12**	30	30	30	30	30	30	30	30	30	30	30	30	30	30	30	30	30	30	30	30	30	30	30								
2	**13**	10	10	10	17	28	28	28	28	28	28	28	28	28	28	22	22	22	22	10	10											
31	**14**	28	17	17	28	17	17	22	22	22	22	22	22	22	22	28	28	28	10	22	22											
8	**15**	17	28	28	22	22	22	17	17	10	10	10	10	10	10	10	10	10	28	28	28											
29	**16**	22	22	22	10	10	10	10	10	17	17	17	17	17	17	17	17	17	17	7	7											
17	**17**	7	7	7	7	7	7	7	7	7	7	7	7	7	7	7	7	7	7	17	17											
20	**18**	9	9	9	9	9	9	9	9	9	9	9	9	9	9	9	9	9	9													
5	**19**	20	20	20	20	20	20	20	20	20	20	20	20	20																		
7	**20**	6	6	6	6	6	6	6	6	6	6	6	6	6																		
10	**21**	25	25	25	25	25	25	25	25	25																						
33	**22**	12	12	12	12	12	12	12	12																							
3	**23**	40																														
30	**24**																															
46	**25**																															
28	**26**																															
22	**27**																															
25	**28**																															
40	**29**																															
6	**30**																															
18	**31**																															
32	**32**																															

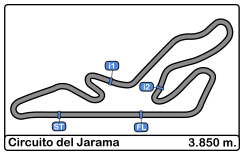

Circuito del Jarama
VI UV Endurance RACE Jarama
Carrera 8 horas resistencia
Lap Chart

LAP

Nr	Pos	217	218	219	220	221	222	223	224	225	226
24	**1**	21	21	21	21	21	21	21	21	21	21
19	**2**	19	19	19	19	19	19	19	19	19	19
21	**3**	11	11	11	11	11	11	11	11		
26	**4**	32									
16	**5**										
11	**6**										
14	**7**										
9	**8**										
34	**9**										
1	**10**										
27	**11**										
12	**12**										
2	**13**										
31	**14**										
8	**15**										
29	**16**										
17	**17**										
20	**18**										
5	**19**										
7	**20**										
10	**21**										
33	**22**										
3	**23**										
30	**24**										
46	**25**										
28	**26**										
22	**27**										
25	**28**										
40	**29**										
6	**30**										
18	**31**										
32	**32**										

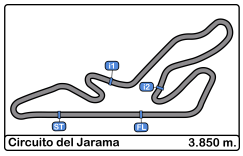

Circuito del Jarama
VI UV Endurance RACE Jarama
Carrera 8 horas resistencia
Graphic Lap Chart



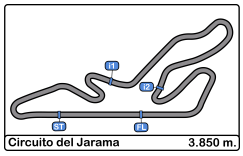

Circuito del Jarama
VI UV Endurance RACE Jarama
Carrera 8 horas resistencia
Pit Stop Analysis

Nº	Tiempo Día	Equipo	Vehiculo	Cat	Tiempo Entrada	Nº Parada	Tiempo Pit	Handicap
22	13:43:58.724	ABOGADO AMIGO TEAM	Citroen Saxo	SAXO	39:07.524	1	30.868	7:00
46	13:44:47.601	UV-SAYAGO	Citroen Saxo	SAXO	39:56.401	1	1:19:40.165	7:00
34	13:47:20.079	RRB COMPETICION	Renault Clio	2	42:28.879	1	6:50.474	7:00
20	13:50:21.908	CLASICOS REDAN	BMW 325i E30	3	45:30.708	1	2:41.891	7:00
24	13:52:27.305	VSR MTORSPORT	BMW 325i E36	3	47:36.105	1	31:47.176	7:00
33	13:58:39.776	AMAZON SPORT 1	VW Golf MK3	2	53:48.576	1	2:37.453	7:00
18	13:59:48.287	SAAB ENDURANCE RACING SO	SAAB	2	54:57.087	1	11:21.248	7:00
40	14:06:37.083	UV-TEC	Citroen Saxo	SAXO	1:01:45.883	1	7:26.835	7:00
18	14:13:34.184	SAAB ENDURANCE RACING SO	SAAB	2	1:08:42.984	2	3:14.663	7:00
25	14:18:56.357	POLESTAR TEAM	Volvo 850	3	1:14:05.157	1	25.942	7:00
24	14:26:51.475	VSR MTORSPORT	BMW 325i E36	3	1:22:00.275	2	23:48.385	7:00
20	14:27:21.508	CLASICOS REDAN	BMW 325i E30	3	1:22:30.308	2	4:46.103	7:00
25	14:30:35.441	POLESTAR TEAM	Volvo 850	3	1:25:44.241	2	13:31.800	7:00
12	14:32:34.917	M.BOSS RACING	VW Golf MK3	2	1:27:43.717	1	7:41.040	7:00
7	14:35:10.544	NATARA SPORT	Honda Civic	1	1:30:19.344	1	7:39.017	7:00
19	14:35:11.331	RACING TO ENJOY	BMW E36 325i	3	1:30:20.131	1	5:03.467	7:00
31	14:37:15.415	EB RACING	BMW 325i E36	3	1:32:24.215	1	7:18.953	7:00
3	14:39:22.914	ANGALI RACING OURENSE	BMW E36 320i	2	1:34:31.714	1	8:00.485	7:00
6	14:42:23.422	CHAMAQUITOS	Honda Civic EG4	1	1:37:32.222	1	8:20.274	7:00
32	14:43:08.175	PUNTAL PRODUCTIONS	BMW 325i E36	3	1:38:16.975	1	8:12.830	7:00
8	14:45:12.364	HLT MK3	VW Golf MK3	2	1:40:21.164	1	8:17.506	7:00
17	14:45:18.222	SAOCA SPORT	HONDA Civic	1	1:40:27.022	1	10:59.912	7:00
28	14:46:19.813	EMAN EGURRE RACING TEAM	BMW E36 325i	3	1:41:28.613	1	12:54.862	7:00
21	14:51:18.301	BOYACA VSR	BMW 320i E36	3	1:46:27.101	1	7:03.486	7:00
27	14:51:27.749	RG MOTORSPORT	VW Golf MK2	2	1:46:36.549	1	8:55.107	7:00
9	14:51:58.371	JDM MOTOR 1	BMW E30 325i	3	1:47:07.171	1	11:01.516	7:00
34	14:53:37.571	RRB COMPETICION	Renault Clio	2	1:48:46.371	2	3:35.692	7:00
11	14:56:59.199	M&M RACING TEAM	BMW E30 325i	3	1:52:07.999	1	7:23.945	7:00
34	14:59:27.604	RRB COMPETICION	Renault Clio	2	1:54:36.404	3	13:24.585	7:00
33	15:00:07.413	AMAZON SPORT 1	VW Golf MK3	2	1:55:16.213	2	7:07.999	7:00
16	15:02:50.740	RRO RACING VSR	BMW 325I e36	3	1:57:59.540	1	5:02.885	7:00
5	15:03:05.855	DE DIEGO MOTORSPORT	Citroen Saxo	SAXO	1:58:14.655	1	9:10.572	7:00
14	15:03:43.349	OLIMPIA RACING	VW Golf MK2	2	1:58:52.149	1	9:04.417	7:00
10	15:04:05.254	FANSI GARAJE 49	BMW 318ti	2	1:59:14.054	1	12:13.547	7:00
22	15:08:47.379	ABOGADO AMIGO TEAM	Citroen Saxo	SAXO	2:03:56.179	2	7:11.755	7:00
2	15:13:48.790	BMOVIE	BMW E36 320i	2	2:08:57.590	1	7:15.853	7:00
1	15:13:52.380	ASAP RACING	Honda Civic EG5	1	2:09:01.180	1	7:05.387	7:00
29	15:13:57.285	ALPHA RACING	BMW Compact	2	2:09:06.085	1	10:40.454	7:00
34	15:15:02.918	RRB COMPETICION	Renault Clio	2	2:10:11.718	4	11:13.545	7:00
20	15:20:28.393	CLASICOS REDAN	BMW 325i E30	3	2:15:37.193	3	2:15.305	7:00
33	15:33:54.943	AMAZON SPORT 1	VW Golf MK3	2	2:29:03.743	3	37:39.791	7:00
24	15:35:30.370	VSR MTORSPORT	BMW 325i E36	3	2:30:39.170	3	15:28.253	7:00
40	15:35:44.226	UV-TEC	Citroen Saxo	SAXO	2:30:53.026	2	7:18.637	7:00
20	15:42:58.773	CLASICOS REDAN	BMW 325i E30	3	2:38:07.573	4	13:19.699	7:00
34	15:45:28.127	RRB COMPETICION	Renault Clio	2	2:40:36.927	5	5:47.356	7:00
30	15:51:57.381	PLIPETTI'S RACING TEAM	VW Golf GTI	2	2:47:06.181	1	7:49.994	7:00
19	15:54:40.013	RACING TO ENJOY	BMW E36 325i	3	2:49:48.813	2	7:05.807	7:00
16	15:56:12.432	RRO RACING VSR	BMW 325I e36	3	2:51:21.232	2	7:03.393	7:00
6	15:59:34.038	CHAMAQUITOS	Honda Civic EG4	1	2:54:42.838	2	1:10.972	7:00
19	16:05:51.177	RACING TO ENJOY	BMW E36 325i	3	3:00:59.977	3	24.775	7:00
1	16:11:38.229	ASAP RACING	Honda Civic EG5	1	3:06:47.029	2	1:33:37.769	7:00
33	16:14:11.359	AMAZON SPORT 1	VW Golf MK3	2	3:09:20.159	4	9:51.282	7:00

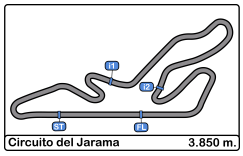

Circuito del Jarama
VI UV Endurance RACE Jarama
Carrera 8 horas resistencia
Pit Stop Analysis

Nº	Tiempo Día	Equipo	Vehiculo	Cat	Tiempo Entrada	Nº Parada	Tiempo Pit	Handicap
21	16:15:14.923	BOYACA VSR	BMW 320i E36	3	3:10:23.723	2	28.572	7:00
25	16:15:22.318	POLESTAR TEAM	Volvo 850	3	3:10:31.118	3	5:25.891	7:00
21	16:17:42.424	BOYACA VSR	BMW 320i E36	3	3:12:51.224	3	5:03.313	7:00
32	16:20:27.743	PUNTAL PRODUCTIONS	BMW 325i E36	3	3:15:36.543	2	7:22.900	7:00
17	16:21:25.904	SAOCA SPORT	HONDA Civic	1	3:16:34.704	2	12:44.142	7:00
11	16:22:48.109	M&M RACING TEAM	BMW E30 325i	3	3:17:56.909	2	5:03.511	7:00
12	16:23:46.245	M.BOSS RACING	VW Golf MK3	2	3:18:55.045	2	8:16.642	7:00
20	16:28:45.662	CLASICOS REDAN	BMW 325i E30	3	3:23:54.462	5	7:12.998	7:00
31	16:28:54.218	EB RACING	BMW 325i E36	3	3:24:03.018	2	7:06.254	7:00
7	16:30:53.937	NATARA SPORT	Honda Civic	1	3:26:02.737	2	9:57.745	7:00
9	16:32:42.822	JDM MOTOR 1	BMW E30 325i	3	3:27:51.622	2	7:17.433	7:00
5	16:35:40.958	DE DIEGO MOTORSPORT	Citroen Saxo	SAXO	3:30:49.758	2	12:36.394	7:00
6	16:36:38.589	CHAMAQUITOS	Honda Civic EG4	1	3:31:47.389	3	8:45.643	7:00
3	16:39:36.343	ANGALI RACING OURENSE	BMW E36 320i	2	3:34:45.143	2	7:31.152	7:00
46	16:41:43.203	UV-SAYAGO	Citroen Saxo	SAXO	3:36:52.003	2	8:10.712	7:00
27	16:52:27.032	RG MOTORSPORT	VW Golf MK2	2	3:47:35.832	2	7:26.197	7:00
28	16:54:26.736	EMAN EGURRE RACING TEAM	BMW E36 325i	3	3:49:35.536	2	7:24.748	7:00
14	16:55:31.757	OLIMPIA RACING	VW Golf MK2	2	3:50:40.557	2	8:09.763	7:00
5	16:57:04.208	DE DIEGO MOTORSPORT	Citroen Saxo	SAXO	3:52:13.008	3	27.561	7:00
17	16:58:42.052	SAOCA SPORT	HONDA Civic	1	3:53:50.852	3	7:54.066	7:00
2	17:00:37.051	BMOVIE	BMW E36 320i	2	3:55:45.851	2	7:13.623	7:00
40	17:01:11.345	UV-TEC	Citroen Saxo	SAXO	3:56:20.145	3	7:35.245	7:00
22	17:01:54.454	ABOGADO AMIGO TEAM	Citroen Saxo	SAXO	3:57:03.254	3	9:15.558	7:00
33	17:02:19.837	AMAZON SPORT 1	VW Golf MK3	2	3:57:28.637	5	14:49.917	7:00
10	17:07:26.949	FANSI GARAJE 49	BMW 318ti	2	4:02:35.749	2	8:36.209	7:00
20	17:18:47.664	CLASICOS REDAN	BMW 325i E30	3	4:13:56.464	6	2:42.495	7:00
29	17:23:37.835	ALPHA RACING	BMW Compact	2	4:18:46.635	2	8:53.319	7:00
19	17:38:52.809	RACING TO ENJOY	BMW E36 325i	3	4:34:01.609	4	7:02.728	7:00
21	17:44:36.285	BOYACA VSR	BMW 320i E36	3	4:39:45.085	4	7:01.571	7:00
29	17:45:20.647	ALPHA RACING	BMW Compact	2	4:40:29.447	3	3:57.596	7:00
25	17:47:07.835	POLESTAR TEAM	Volvo 850	3	4:42:16.635	4	8:49.475	7:00
40	17:52:42.195	UV-TEC	Citroen Saxo	SAXO	4:47:50.995	4	14:42.531	7:00
12	17:53:15.404	M.BOSS RACING	VW Golf MK3	2	4:48:24.204	3	40:09.612	7:00
32	17:58:49.487	PUNTAL PRODUCTIONS	BMW 325i E36	3	4:53:58.287	3	7:49.514	7:00
2	17:59:31.769	BMOVIE	BMW E36 320i	2	4:54:40.569	3	5:25.966	7:00
31	18:00:35.729	EB RACING	BMW 325i E36	3	4:55:44.529	3	7:36.125	7:00
16	18:00:38.129	RRO RACING VSR	BMW 325I e36	3	4:55:46.929	3	6:48.192	7:00
11	18:02:50.657	M&M RACING TEAM	BMW E30 325i	3	4:57:59.457	3	7:51.851	7:00
20	18:07:45.740	CLASICOS REDAN	BMW 325i E30	3	5:02:54.540	7	8:24.815	7:00
46	18:08:35.223	UV-SAYAGO	Citroen Saxo	SAXO	5:03:44.023	3	7:30.747	7:00
9	18:11:58.288	JDM MOTOR 1	BMW E30 325i	3	5:07:07.088	3	15:28.918	7:00
34	18:14:03.181	RRB COMPETICION	Renault Clio	2	5:09:11.981	6	8:47.387	7:00
30	18:15:08.498	PLIPETTI'S RACING TEAM	VW Golf GTI	2	5:10:17.298	2	9:33.700	7:00
6	18:18:14.396	CHAMAQUITOS	Honda Civic EG4	1	5:13:23.196	4	17:14.561	7:00
28	18:20:42.887	EMAN EGURRE RACING TEAM	BMW E36 325i	3	5:15:51.687	3	5:09.488	7:00
7	18:23:20.859	NATARA SPORT	Honda Civic	1	5:18:29.659	3	10:43.854	7:00
5	18:25:26.557	DE DIEGO MOTORSPORT	Citroen Saxo	SAXO	5:20:35.357	4	5:03.556	7:00
9	18:29:28.839	JDM MOTOR 1	BMW E30 325i	3	5:24:37.639	4	28.041	7:00
3	18:38:21.599	ANGALI RACING OURENSE	BMW E36 320i	2	5:33:30.399	3	10:19.622	7:00
27	18:38:31.718	RG MOTORSPORT	VW Golf MK2	2	5:33:40.518	3	8:03.844	7:00
9	18:42:49.465	JDM MOTOR 1	BMW E30 325i	3	5:37:58.265	5	15:17.560	7:00
1	18:44:31.075	ASAP RACING	Honda Civic EG5	1	5:39:39.875	3	7:10.365	7:00

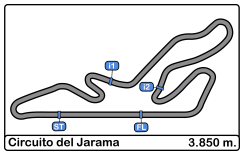

Circuito del Jarama
VI UV Endurance RACE Jarama
Carrera 8 horas resistencia
Pit Stop Analysis

Nº	Tiempo Día	Equipo	Vehiculo	Cat	Tiempo Entrada	Nº Parada	Tiempo Pit	Handicap
22	18:47:45.800	ABOGADO AMIGO TEAM	Citroen Saxo	SAXO	5:42:54.600	4	7:05.216	7:00
17	18:48:36.908	SAOCA SPORT	HONDA Civic	1	5:43:45.708	4	7:04.608	7:00
34	18:52:05.782	RRB COMPETICION	Renault Clio	2	5:47:14.582	7	6:55.515	7:00
10	18:52:32.980	FANSI GARAJE 49	BMW 318ti	2	5:47:41.780	3	11:48.092	7:00
33	18:53:54.842	AMAZON SPORT 1	VW Golf MK3	2	5:49:03.642	6	7:24.522	7:00
16	18:54:19.148	RRO RACING VSR	BMW 325I e36	3	5:49:27.948	4	8:32.106	7:00
28	18:56:57.675	EMAN EGURRE RACING TEAM	BMW E36 325i	3	5:52:06.475	4	7:04.060	7:00
9	19:00:13.733	JDM MOTOR 1	BMW E30 325i	3	5:55:22.533	6	52.135	7:00
14	19:00:45.560	OLIMPIA RACING	VW Golf MK2	2	5:55:54.360	3	7:43.634	7:00
19	19:01:38.842	RACING TO ENJOY	BMW E36 325i	3	5:56:47.642	5	7:08.519	7:00
34	19:09:29.656	RRB COMPETICION	Renault Clio	2	6:04:38.456	8	20:53.836	7:00
21	19:09:30.716	BOYACA VSR	BMW 320i E36	3	6:04:39.516	5	7:02.286	7:00
6	19:14:00.282	CHAMAQUITOS	Honda Civic EG4	1	6:09:09.082	5	5:10.970	7:00
46	19:18:30.287	UV-SAYAGO	Citroen Saxo	SAXO	6:13:39.087	4	7:19.038	7:00
29	19:21:15.334	ALPHA RACING	BMW Compact	2	6:16:24.134	4	3:40.492	7:00
5	19:23:21.356	DE DIEGO MOTORSPORT	Citroen Saxo	SAXO	6:18:30.156	5	7:02.836	7:00
25	19:24:38.566	POLESTAR TEAM	Volvo 850	3	6:19:47.366	5	9:57.342	7:00
32	19:27:02.670	PUNTAL PRODUCTIONS	BMW 325i E36	3	6:22:11.470	4	4:57.734	7:00
29	19:27:39.535	ALPHA RACING	BMW Compact	2	6:22:48.335	5	10:29.414	7:00
11	19:28:45.822	M&M RACING TEAM	BMW E30 325i	3	6:23:54.622	4	5:37.936	7:00
27	19:28:47.787	RG MOTORSPORT	VW Golf MK2	2	6:23:56.587	4	6:42.051	7:00
3	19:29:21.917	ANGALI RACING OURENSE	BMW E36 320i	2	6:24:30.717	4	7:42.146	7:00
40	19:30:44.094	UV-TEC	Citroen Saxo	SAXO	6:25:52.894	5	9:29.969	7:00
30	19:31:50.070	PLIPETTI'S RACING TEAM	VW Golf GTI	2	6:26:58.870	3	5:17.236	7:00
34	19:46:29.709	RRB COMPETICION	Renault Clio	2	6:41:38.509	9	10:06.250	7:00
31	19:47:38.283	EB RACING	BMW 325i E36	3	6:42:47.083	4	6:01.460	7:00
20	19:50:15.890	CLASICOS REDAN	BMW 325i E30	3	6:45:24.690	8	7:10.852	7:00
9	19:53:34.776	JDM MOTOR 1	BMW E30 325i	3	6:48:43.576	7	5:05.640	7:00
7	19:59:09.653	NATARA SPORT	Honda Civic	1	6:54:18.453	4	5:51.022	7:00
2	20:00:02.757	BMOVIE	BMW E36 320i	2	6:55:11.557	4	7:15.481	7:00
21	20:00:31.672	BOYACA VSR	BMW 320i E36	3	6:55:40.472	6	30.865	7:00
12	20:01:56.708	M.BOSS RACING	VW Golf MK3	2	6:57:05.508	4	9:38.835	7:00
34	20:03:26.339	RRB COMPETICION	Renault Clio	2	6:58:35.139	10	4:46.985	7:00
6	20:08:00.573	CHAMAQUITOS	Honda Civic EG4	1	7:03:09.373	6	51.702	7:00
46	20:10:04.439	UV-SAYAGO	Citroen Saxo	SAXO	7:05:13.239	5	1:04.386	7:00
34	20:12:54.265	RRB COMPETICION	Renault Clio	2	7:08:03.065	11	18:07.661	7:00
19	20:20:08.867	RACING TO ENJOY	BMW E36 325i	3	7:15:17.667	6	5:08.373	7:00
10	20:26:41.968	FANSI GARAJE 49	BMW 318ti	2	7:21:50.768	4	3:14.495	7:00
1	20:30:34.848	ASAP RACING	Honda Civic EG5	1	7:25:43.648	4	5:38.864	7:00
34	20:37:12.465	RRB COMPETICION	Renault Clio	2	7:32:21.265	12	3:46.289	7:00
32	20:59:49.779	PUNTAL PRODUCTIONS	BMW 325i E36	3	7:54:58.579	5	1:37.090	7:00
34	20:59:58.202	RRB COMPETICION	Renault Clio	2	7:55:07.002	13	3:41.262	7:00

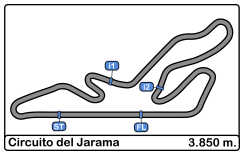

Circuito del Jarama
VI UV Endurance RACE Jarama
Carrera 8 horas resistencia
Final Results

Cla	Nº	Equipo	Vehiculo	Cat	Cla	TMA	EBC	N.V.	Tiempo	Dif 1º	Dif Ant.	Km/h	V.R.	Tiempo	Km/h
1	**21**	BOYACA VSR	BMW 320i E36	3	1			226	**8:01:28.803**			108.4	158	1:55.546	119.9
2	**19**	RACING TO ENJOY	BMW E36 325i	3	2			226	**8:01:31.470**	2.667	2.667	108.4	10	1:54.495	121.0
3	**11**	M&M RACING TEAM	BMW E30 325i	3	3			224	**8:02:24.063**	2 Vtas	2 Vtas	107.2	3	1:57.689	117.7
4	**32**	PUNTAL	BMW 325i E36	3	4			217	**8:02:45.432**	9 Vtas	7 Vtas	103.8	207	2:00.916	114.6
5	**31**	EB RACING	BMW 325i E36	3	5			216	**8:09:38.495**	10 Vtas	1 Vta	101.9	127	2:02.484	113.1
6	**2**	BMOVIE	BMW E36 320i	2	1			215	**8:02:00.932**	11 Vtas	1 Vta	103.0	35	2:01.946	113.6
7	**16**	RRO RACING VSR	BMW 325I e36	3	6			212	**7:40:26.130**	14 Vtas	3 Vtas	106.3	17	1:58.293	117.1
8	**29**	ALPHA RACING	BMW Compact	2	2			212	**8:02:56.224**	14 Vtas	22:30.09	101.4	92	2:02.903	112.7
9	**27**	RG MOTORSPORT	VW Golf MK2	2	3			210	**8:01:38.542**	16 Vtas	2 Vtas	100.7	208	2:02.090	113.5
10	**3**	ANGALI RACING OURENSE	BMW E36 320i	2	4			210	**8:02:36.510**	16 Vtas	57.968	100.5	193	2:03.621	112.1
11	**30**	PLIPETTI'S RACING TEAM	VW Golf GTI	2	5			208	**8:02:41.696**	18 Vtas	2 Vtas	99.5	101	2:07.463	108.7
12	**10**	FANSI GARAJE 49	BMW 318ti	2	6			205	**8:01:29.438**	21 Vtas	3 Vtas	98.3	3	2:04.630	111.2
13	**22**	ABOGADO AMIGO	Citroen Saxo	SA	1			205	**8:01:37.631**	21 Vtas	8.193	98.3	193	2:08.819	107.5
14	**28**	EMAN EGURRE RACING TEAM	BMW E36 325i	3	7			205	**8:01:43.166**	21 Vtas	5.535	98.3	31	2:04.501	111.3
15	**7**	NATARA SPORT	Honda Civic	1	1			205	**8:02:48.421**	21 Vtas	1:05.255	98.0	60	2:06.751	109.3
16	**17**	SAOCA SPORT	HONDA Civic	1	2			205	**8:03:05.325**	21 Vtas	16.904	98.0	62	2:04.069	111.7
17	**5**	DE DIEGO	Citroen Saxo	SA	2			204	**8:01:35.493**	22 Vtas	1 Vta	97.8	199	2:05.666	110.2
18	**9**	JDM MOTOR 1	BMW E30 325i	3	8			203	**8:02:04.452**	23 Vtas	1 Vta	97.2	145	1:59.803	115.6
19	**20**	CLASICOS REDAN	BMW 325i E30	3	9			198	**8:01:45.589**	28 Vtas	5 Vtas	94.9	6	2:04.521	111.3
20	**6**	CHAMAQUITOS	Honda Civic EG4	1	3			198	**8:03:18.725**	28 Vtas	1:33.136	94.6	185	2:03.079	112.6
21	**25**	POLESTAR TEAM	Volvo 850	3	10			194	**8:01:53.071**	32 Vtas	4 Vtas	92.9	137	2:09.161	107.3
22	**12**	M.BOSS RACING	VW Golf MK3	2	7			193	**8:02:25.722**	33 Vtas	1 Vta	92.4	116	2:01.361	114.2
23	**40**	UV-TEC	Citroen Saxo	SA	3			186	**8:03:48.340**	40 Vtas	7 Vtas	88.8	39	2:14.045	103.3
24	**33**	AMAZON SPORT 1	VW Golf MK3	2	8			177	**7:56:02.297**	49 Vtas	9 Vtas	85.8	36	2:07.781	108.4
25	**1**	ASAP RACING	Honda Civic EG5	1	4			175	**8:01:47.636**	51 Vtas	2 Vtas	83.9	173	1:59.705	115.7
26	**14**	OLIMPIA RACING	VW Golf MK2	2	9			170	**6:20:24.369**	56 Vtas	5 Vtas	103.2	2	2:02.002	113.6
	No clasificados: (Requerimiento: 75% del numero de vueltas del lider = 170 Vueltas)														
	46	UV-SAYAGO	Citroen Saxo	SA	4			169	**8:02:31.396**	57 Vtas	1 Vta	80.9	121	2:07.316	108.8
	34	RRB COMPETICION	Renault Clio	2	10			163	**8:02:55.627**	63 Vtas	6 Vtas	77.9	22	1:59.776	115.7
	8	HLT MK3	VW Golf MK3	2	11			73	**2:45:07.638**	153 Vtas	90 Vtas	102.1	12	2:04.267	111.5
	26	PIKANTO RACING	Seat Toledo	2	12			41	**1:29:08.123**	185 Vtas	32 Vtas	106.2	10	2:01.981	113.6
	18	SAAB ENDURANCE RACING SOCIETY	SAAB	2	13			38	**1:46:05.062**	188 Vtas	3 Vtas	82.7	20	2:10.180	106.4
	24	VSR MTORSPORT	BMW 325i E36	3	11			29	**2:50:34.939**	197 Vtas	9 Vtas	39.2	10	1:55.667	119.8

Vta. rápida de RACING TO ENJOY en 1:54.495 a 121.1 Km/h en la vuelta 10

Penalizado el dorsal 5 con 5 Vueltas en virtud del artículo 14.2 del Reglamento Gral UV Endurance 2021
Penalizado el dorsal 31 con 7 min 24 seg en virtud del Art. 41.1 del Reglamento Gral UV Endurance 2021

Publicada a las :.....

Comisarios Deportivos:	**Director de Carrera:**	**Cronometrador:**