VI UV Endurance RACE Jarama

Circuito del Jarama

6 de diciembre de 2020

Results booklet

Provided by Cronococa S.L.
www.cronococa.com

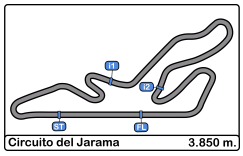

Circuito del Jarama
VI UV Endurance RACE Jarama
Entrenamiento cronometrado
Resultados Provisionales

Clas	Nº	Equipo	Vehiculo	Cat	Clas	N.V.	V.R.	Tiempo	Dif 1º	Dif Ant.	Km/h
1	**18**	VSR MOTORSPORT 1	BMW E36 325i	3	1	21	**20**	**1:55.385**			120.1
2	**19**	RACING TO ENJOY 1	BMW E36 325i	3	2	19	**3**	**1:55.901**	0.516	0.516	119.5
3	**16**	RRO RACING	BMW E36 325i	3	3	20	**18**	**1:56.241**	0.856	0.340	119.2
4	**21**	BOYACÁ VSR	BMW E36 325i	3	4	19	**3**	**1:56.392**	1.007	0.151	119.0
5	**6**	DEYSCOM	CITROEN AX	1	1	20	**10**	**1:57.468**	2.083	1.076	117.9
6	**15**	PIKANTO RACING	SEAT TOLEDO	2	1	23	**23**	**1:58.543**	3.158	1.075	116.9
7	**54**	VINELIT RACING GRAPHICS	Peugeot 205	2	2	19	**18**	**1:58.821**	3.436	0.278	116.6
8	**10**	JDM MOTOR 2	BMW E36 325i	3	5	22	**20**	**1:58.966**	3.581	0.145	116.5
9	**2**	4 TEAM	BMW 318	2	3	17	**10**	**1:59.232**	3.847	0.266	116.2
10	**35**	EVC	BMW E36 325i	3	6	21	**20**	**1:59.663**	4.278	0.431	115.8
11	**41**	ÚLTIMA VUELTA	Citroen AX	1	2	15	**13**	**2:00.755**	5.370	1.092	114.7
12	**50**	RRB Competicion	Clio 1.8 16v	2	4	12	**8**	**2:00.955**	5.570	0.200	114.5
13	**9**	JDM MOTOR 1	BMW E30 325i	3	7	19	**18**	**2:01.538**	6.153	0.583	114.0
14	**1**	ASAP RACING	Honda Civic	1	3	15	**8**	**2:01.848**	6.463	0.310	113.7
15	**14**	OLIMPIA TECSPORT	VW Golf MK2	2	5	20	**3**	**2:01.922**	6.537	0.074	113.6
16	**37**	MSi Race Tech	Honda Civic	1	4	15	**4**	**2:02.314**	6.929	0.392	113.3
17	**31**	Primera Team	Nissan Primera	2	6	22	**20**	**2:03.729**	8.344	1.415	112.0
18	**46**	4 HOMBRES Y 1 MIATA	MAZDA MX5	2	7	18	**3**	**2:03.826**	8.441	0.097	111.9
19	**34**	EB Racing	BMW E36 325i	3	8	17	**11**	**2:04.152**	8.767	0.326	111.6
20	**4**	B-MOVIE	BMW E36 320i	2	8	11	**10**	**2:04.195**	8.810	0.043	111.5
21	**8**	HLT MK3	VW Golf MK3	2	9	21	**12**	**2:04.518**	9.133	0.323	111.3
22	**5**	DE DIEGO MOTORSPORT	Citroen Saxo 1.6	SAXO	1	24	**5**	**2:05.765**	10.380	1.247	110.2
23	**44**	ALVITRUCKSPORT	CITROEN SAXO 1.6	SAXO	2	18	**18**	**2:06.209**	10.824	0.444	109.8
24	**36**	VSR MOTORSPORT SAXO	Citroen Saxo 1.6	SAXO	3	13	**5**	**2:06.598**	11.213	0.389	109.4
25	**58**	EFICAR TEAM SAXO	Citroen Saxo 1.6	SAXO	4	15	**6**	**2:06.607**	11.222	0.009	109.4
26	**33**	VAGSPEED MOTORSPORT	Citroen Saxo 8v	SAXO	5	21	**13**	**2:07.044**	11.659	0.437	109.0
27	**42**	Fuñigators Team	Citroen Saxo 1.6	SAXO	6	21	**12**	**2:07.794**	12.409	0.750	108.4
28	**51**	TMA-PADRISA-	Citroen Saxo 1.6	SAXO	7	21	**16**	**2:07.923**	12.538	0.129	108.3
29	**45**	Art Motorsport	Citroen Saxo 1.6	SAXO	8	13	**12**	**2:08.052**	12.667	0.129	108.2
30	**55**	SABUESOS TEAM	BMW E36 320i	2	10	11	**10**	**2:08.584**	13.199	0.532	107.7
31	**47**	ALFRA-CLIMALEC	Citroen Saxo 1.6	SAXO	9	17	**16**	**2:08.643**	13.258	0.059	107.7
32	**56**	DANACAR	Citroen Saxo 1.6	SAXO	10	13	**7**	**2:08.824**	13.439	0.181	107.5
33	**53**	ELADIO MOTOR	Citroen Saxo 1.6	SAXO	11	25	**20**	**2:10.059**	14.674	1.235	106.5
34	**48**	AMAZON SPORT 1	VW Golf	2	11	19	**18**	**2:10.706**	15.321	0.647	106.0
35	**49**	AMAZON SPORT 2	VW Golf	2	12	15	**2**	**2:11.337**	15.952	0.631	105.5
36	**39**	GT SPORT	Citroen Saxo 1.6	SAXO	12	14	**11**	**2:11.512**	16.127	0.175	105.3
37	**52**	JL CRESPILLO TEAM	Citroen Saxo 1.6	SAXO	13	17	**4**	**2:13.334**	17.949	1.822	103.9
38	**43**	CLEMENTE ARROYO	Citroen Saxo 1.6	SAXO	14	8	**3**	**2:16.803**	21.418	3.469	101.3
39	**40**	UV - TECSPORT	Citroen Saxo 1.6	SAXO	15	17	**14**	**2:16.877**	21.492	0.074	101.2
40	**38**	RACING for ALCALA	Toyota Aygo	AYGO	1	15	**4**	**2:17.764**	22.379	0.887	100.6
41	**57**	EFICAR TEAM INFE	Toyota Aygo	AYGO	2	17	**12**	**2:19.206**	23.821	1.442	99.5
42	**59**	EFICAR TEAM, LOQUIMAY	Toyota Aygo	AYGO	3	18	**16**	**2:19.819**	24.434	0.613	99.1
43	**26**	KOBE MOTOR	Toyota Aygo	AYGO	4	20	**19**	**2:20.369**	24.984	0.550	98.7
44	**60**	RIGA	Toyota Aygo	AYGO	5	10	**2**	**2:20.745**	25.360	0.376	98.4

Publicada a las :.....

Comisarios Deportivos:	**Director de Carrera:**	**Cronometrador:**

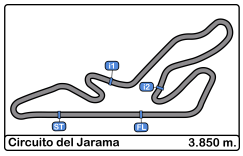

Circuito del Jarama
VI UV Endurance RACE Jarama
Entrenamiento cronometrado
Resultados Provisionales por categoria

Clas	Nº	Equipo	Vehiculo	Cat	Clas	N.V.	V.R.	Tiempo	Dif 1º	Dif Ant.	Km/h
		1									
1	**6**	DEYSCOM	CITROEN AX	1	1	20	**10**	**1:57.468**			117.9
2	**41**	ÚLTIMA VUELTA	Citroen AX	1	2	15	**13**	**2:00.755**	3.287	3.287	114.7
3	**1**	ASAP RACING	Honda Civic	1	3	15	**8**	**2:01.848**	4.380	1.093	113.7
4	**37**	MSi Race Tech	Honda Civic	1	4	15	**4**	**2:02.314**	4.846	0.466	113.3
		2									
1	**15**	PIKANTO RACING	SEAT TOLEDO	2	1	23	**23**	**1:58.543**			116.9
2	**54**	VINELIT RACING	Peugeot 205	2	2	19	**18**	**1:58.821**	0.278	0.278	116.6
3	**2**	4 TEAM	BMW 318	2	3	17	**10**	**1:59.232**	0.689	0.411	116.2
4	**50**	RRB Competicion	Clio 1.8 16v	2	4	12	**8**	**2:00.955**	2.412	1.723	114.5
5	**14**	OLIMPIA TECSPORT	VW Golf MK2	2	5	20	**3**	**2:01.922**	3.379	0.967	113.6
6	**31**	Primera Team	Nissan Primera	2	6	22	**20**	**2:03.729**	5.186	1.807	112.0
7	**46**	4 HOMBRES Y 1 MIATA	MAZDA MX5	2	7	18	**3**	**2:03.826**	5.283	0.097	111.9
8	**4**	B-MOVIE	BMW E36 320i	2	8	11	**10**	**2:04.195**	5.652	0.369	111.5
9	**8**	HLT MK3	VW Golf MK3	2	9	21	**12**	**2:04.518**	5.975	0.323	111.3
10	**55**	SABUESOS TEAM	BMW E36 320i	2	10	11	**10**	**2:08.584**	10.041	4.066	107.7
11	**48**	AMAZON SPORT 1	VW Golf	2	11	19	**18**	**2:10.706**	12.163	2.122	106.0
12	**49**	AMAZON SPORT 2	VW Golf	2	12	15	**2**	**2:11.337**	12.794	0.631	105.5
		3									
1	**18**	VSR MOTORSPORT 1	BMW E36 325i	3	1	21	**20**	**1:55.385**			120.1
2	**19**	RACING TO ENJOY 1	BMW E36 325i	3	2	19	**3**	**1:55.901**	0.516	0.516	119.5
3	**16**	RRO RACING	BMW E36 325i	3	3	20	**18**	**1:56.241**	0.856	0.340	119.2
4	**21**	BOYACÁ VSR	BMW E36 325i	3	4	19	**3**	**1:56.392**	1.007	0.151	119.0
5	**10**	JDM MOTOR 2	BMW E36 325i	3	5	22	**20**	**1:58.966**	3.581	2.574	116.5
6	**35**	EVC	BMW E36 325i	3	6	21	**20**	**1:59.663**	4.278	0.697	115.8
7	**9**	JDM MOTOR 1	BMW E30 325i	3	7	19	**18**	**2:01.538**	6.153	1.875	114.0
8	**34**	EB Racing	BMW E36 325i	3	8	17	**11**	**2:04.152**	8.767	2.614	111.6
		AYGO									
1	**38**	RACING for ALCALA	Toyota Aygo	AYGO	1	15	**4**	**2:17.764**			100.6
2	**57**	EFICAR TEAM INFE	Toyota Aygo	AYGO	2	17	**12**	**2:19.206**	1.442	1.442	99.5
3	**59**	EFICAR TEAM, LOQUIMAY	Toyota Aygo	AYGO	3	18	**16**	**2:19.819**	2.055	0.613	99.1
4	**26**	KOBE MOTOR	Toyota Aygo	AYGO	4	20	**19**	**2:20.369**	2.605	0.550	98.7
5	**60**	RIGA	Toyota Aygo	AYGO	5	10	**2**	**2:20.745**	2.981	0.376	98.4
		SAXO									
1	**5**	DE DIEGO MOTORSPORT	Citroen Saxo 1.6	SAXO	1	24	**5**	**2:05.765**			110.2
2	**44**	ALVITRUCKSPORT	CITROEN SAXO 1.6	SAXO	2	18	**18**	**2:06.209**	0.444	0.444	109.8
3	**36**	VSR MOTORSPORT SAXO	Citroen Saxo 1.6	SAXO	3	13	**5**	**2:06.598**	0.833	0.389	109.4
4	**58**	EFICAR TEAM SAXO	Citroen Saxo 1.6	SAXO	4	15	**6**	**2:06.607**	0.842	0.009	109.4
5	**33**	VAGSPEED	Citroen Saxo 8v	SAXO	5	21	**13**	**2:07.044**	1.279	0.437	109.0
6	**42**	Fuñigators Team	Citroen Saxo 1.6	SAXO	6	21	**12**	**2:07.794**	2.029	0.750	108.4
7	**51**	TMA-PADRISA-	Citroen Saxo 1.6	SAXO	7	21	**16**	**2:07.923**	2.158	0.129	108.3
8	**45**	Art Motorsport	Citroen Saxo 1.6	SAXO	8	13	**12**	**2:08.052**	2.287	0.129	108.2
9	**47**	ALFRA-CLIMALEC	Citroen Saxo 1.6	SAXO	9	17	**16**	**2:08.643**	2.878	0.591	107.7
10	**56**	DANACAR	Citroen Saxo 1.6	SAXO	10	13	**7**	**2:08.824**	3.059	0.181	107.5

Publicada a las :.....

Comisarios Deportivos:	**Director de Carrera:**	**Cronometrador:**

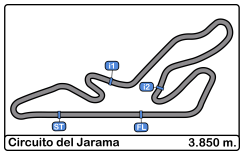

Circuito del Jarama
VI UV Endurance RACE Jarama
Entrenamiento cronometrado
Resultados Provisionales por categoria

Publicada a las :.....

Comisarios Deportivos:	Director de Carrera:	Cronometrador:

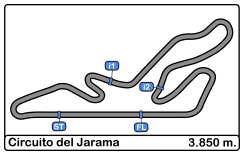

Circuito del Jarama
VI UV Endurance RACE Jarama
Entrenamiento cronometrado
Resultados Provisionales por categoria

Clas	Nº	Equipo	Vehiculo	Cat	Clas	N.V.	V.R.	Tiempo	Dif 1º	Dif Ant.	Km/h
11	**53**	ELADIO MOTOR	Citroen Saxo 1.6	SAXO	11	25	**20**	**2:10.059**	4.294	1.235	106.5
12	**39**	GT SPORT	Citroen Saxo 1.6	SAXO	12	14	**11**	**2:11.512**	5.747	1.453	105.3
13	**52**	JL CRESPILLO TEAM	Citroen Saxo 1.6	SAXO	13	17	**4**	**2:13.334**	7.569	1.822	103.9
14	**43**	CLEMENTE ARROYO	Citroen Saxo 1.6	SAXO	14	8	**3**	**2:16.803**	11.038	3.469	101.3
15	**40**	UV - TECSPORT	Citroen Saxo 1.6	SAXO	15	17	**14**	**2:16.877**	11.112	0.074	101.2

Publicada a las :.....

Comisarios Deportivos:	**Director de Carrera:**	**Cronometrador:**

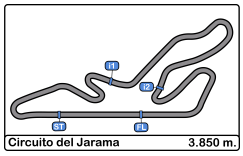

Circuito del Jarama
VI UV Endurance RACE Jarama
Entrenamiento cronometrado
Tiempos Por Vuelta

1

1 Andrés Sanchez Perez — Honda Civic

1 — 2 Juan Fco. Gastañaga Martinez — ANDRES SANCHEZ PEREZ

Vta	D	Tiempo	Sector 1	Sector 2	Sector 3	V.Max	Elapsed
1		10:45:09.029	10:43:49.198	44.404	35.427	82.8	10:45:09.029
2		2:04.299	48.940	41.305	34.054	160.7	10:47:13.328
3		2:03.535	48.050	41.445	34.040	169.2	10:49:16.863
4		2:03.330	47.929	41.295	34.106	175.6	10:51:20.193
5		2:20.704	47.828	45.148	47.728	176.1	10:53:40.897
6		4:11.961	2:56.035	41.655	34.271	75.7	10:57:52.858
7		2:02.146	46.819	41.408	33.919	186.8	10:59:55.004
8		2:01.848	46.548	41.067	34.233	188.1	11:01:56.852
9		2:19.506	46.806	43.669	49.031	190.4	11:04:16.358
10		4:18.741	2:54.721	45.696	38.324	80.8	11:08:35.099
11		2:11.346	48.680	43.442	39.224	162.6	11:10:46.445
12		~~3:36.160~~	1:47.207	55.292	53.661	67.1	11:14:22.605
13		5:49.162	4:31.671	41.928	35.563	90.3	11:20:11.767
14		2:19.364	51.828	42.657	44.879	138.4	11:22:31.131
15		9:15.741	3:50.103	43.058	4:42.580	88.4	11:31:46.872

2

1 Jorge Ramirez Fernandez — BMW 318

2 — 2 Alejandro Arbesu Alvarez — C.D.E. DEYSCOM SPORT

Vta	D	Tiempo	Sector 1	Sector 2	Sector 3	V.Max	Elapsed
1		10:47:45.467	10:46:22.872	44.785	37.810	71.6	10:47:45.467
2		2:12.548	55.790	41.789	34.969	156.9	10:49:58.015
3		2:04.960	47.285	42.824	34.851	184.6	10:52:02.975
4		2:14.085	47.774	42.038	44.273	177.3	10:54:17.060
5		5:11.964	3:52.332	45.683	33.949	69.9	10:59:29.024
6		2:00.438	46.223	40.108	34.107	185.5	11:01:29.462
7		2:04.364	47.183	40.773	36.408	183.6	11:03:33.826
8		1:59.441	45.905	39.777	33.759	188.4	11:05:33.267
9		1:59.921	46.066	39.787	34.068	189.8	11:07:33.188
10		1:59.232	45.791	40.024	33.417	187.5	11:09:32.420
11		1:59.709	45.736	40.100	33.873	191.4	11:11:32.129
12		~~2:14.415~~	45.620	40.654	48.141	188.4	11:13:46.544
13		5:17.708	3:57.882	40.622	39.204	83.7	11:19:04.252
14		2:00.146	46.128	40.383	33.635	186.2	11:21:04.398
15		2:00.821	46.279	40.592	33.950	189.4	11:23:05.219
16		2:01.389	46.024	40.466	34.899	188.8	11:25:06.608
17		4:03.401	47.548	43.154	2:32.699	179.1	11:29:10.009

4

1 Fernando Paniagua Duran — BMW E36 320i

2 — 2 David Pasamontes Lazaro — ULTIMA VUELTA

Vta	D	Tiempo	Sector 1	Sector 2	Sector 3	V.Max	Elapsed
1		10:43:10.132	10:41:42.754	49.513	37.865	74.2	10:43:10.132
2		2:14.024	51.955	45.339	36.730	158.1	10:45:24.156
3		2:11.717	50.670	44.930	36.117	156.7	10:47:35.873
4		2:07.076	48.516	43.158	35.402	185.8	10:49:42.949
5		2:08.391	49.232	43.641	35.518	173.9	10:51:51.340
6		2:23.527	48.217	44.329	50.981	174.1	10:54:14.867
7		4:55.018	3:36.348	42.522	36.148	68.9	10:59:09.885
8		2:06.858	48.530	43.726	34.602	183.3	11:01:16.743
9		2:04.222	47.668	41.487	35.067	183.9	11:03:20.965
10		2:04.195	47.477	41.880	34.838	182.1	11:05:25.160
11		4:40.442	52.761	1:03.750	2:43.931	187.1	11:10:05.602

5

1 Marcos De Diego Bravo — Citroen Saxo 1.6

SAXO — 2 Francisco Palomino Cantero — ULTIMA VUELTA

Vta	D	Tiempo	Sector 1	Sector 2	Sector 3	V.Max	Elapsed
1		10:43:14.384	10:41:49.653	46.734	37.997	78.3	10:43:14.384
2		2:11.420	50.972	44.400	36.048	167.4	10:45:25.804
3		2:07.867	49.170	43.223	35.474	173.9	10:47:33.671
4		2:06.820	47.975	43.452	35.393	174.4	10:49:40.491
5		2:05.765	47.671	42.858	35.236	176.7	10:51:46.256
6		2:23.564	50.834	45.856	46.874	173.6	10:54:09.820
7		5:51.569	4:27.700	45.889	37.980	80.3	11:00:01.389
8		2:12.316	51.266	44.073	36.977	154.2	11:02:13.705
9		2:13.551	52.384	44.271	36.896	166.9	11:04:27.256
10		2:12.090	50.864	44.178	37.048	161.1	11:06:39.346
11		2:24.004	50.976	45.353	47.675	166.1	11:09:03.350
12		~~4:44.515~~	3:12.767	51.306	40.442	88.8	11:13:47.865
13		~~2:36.282~~	55.155	59.565	41.562	168.7	11:16:24.147
14		2:15.456	52.622	45.716	37.118	164.6	11:18:39.603
15		2:09.774	49.171	44.037	36.566	172.2	11:20:49.377
16		2:09.463	48.865	43.955	36.643	173.6	11:22:58.840
17		2:10.833	49.689	44.259	36.885	171.7	11:25:09.673
18		2:09.863	49.420	43.856	36.587	171.9	11:27:19.536
19		2:08.434	48.689	43.544	36.201	174.1	11:29:27.970
20		2:08.434	48.720	43.598	36.116	168.4	11:31:36.404
21		2:09.094	48.890	43.831	36.373	171.7	11:33:45.498
22		2:09.250	49.038	44.160	36.052	172.5	11:35:54.748
23		2:09.298	49.432	43.638	36.228	174.1	11:38:04.046
24		2:08.891	48.871	43.678	36.342	172.2	11:40:12.937
25			53.896	49.243		167.1	

6

1 Raul Barderas Vilchez — CITROEN AX

1 — 2 Raul Gonzalez Gomez — C.D.E. DEYSCOM SPORT

Vta	D	Tiempo	Sector 1	Sector 2	Sector 3	V.Max	Elapsed
1		10:44:40.820	10:43:14.765	47.927	38.128	69.6	10:44:40.820
2		2:18.000	55.501	46.103	36.396	138.2	10:46:58.820
3		2:09.581	50.905	42.702	35.974	151.4	10:49:08.401
4		2:18.492	47.892	42.041	48.559	169.0	10:51:26.893
5		5:26.442	4:01.227	49.531	35.684	62.1	10:56:53.335
6		2:09.354	49.111	47.245	32.998	152.3	10:59:02.689
7		2:08.752	46.666	47.417	34.669	188.1	11:01:11.441
8		2:05.835	45.538	39.238	41.059	187.5	11:03:17.276
9		2:24.409	54.274	56.738	33.397	170.3	11:05:41.685
10		1:57.468	44.965	39.412	33.091	189.4	11:07:39.153
11		2:03.268	47.623	41.849	33.796	189.4	11:09:42.421
12		1:57.541	45.039	39.579	32.923	189.4	11:11:39.962
13		~~2:14.083~~	49.169	41.412	43.502	172.8	11:13:54.045
14		4:15.957	2:56.412	43.799	35.746	93.8	11:18:10.002
15		2:05.230	49.484	41.079	34.667	160.0	11:20:15.232
16		2:08.866	49.013	44.966	34.887	172.2	11:22:24.098
17		4:03.822	49.085	41.199	2:33.538	164.8	11:26:27.920
18		4:08.801	2:50.428	43.533	34.840	94.4	11:30:36.721
19		2:04.905	47.153	41.972	35.780	167.7	11:32:41.626
20		2:03.332	47.802	41.653	33.877	156.5	11:34:44.958
21			47.872	43.084		157.6	

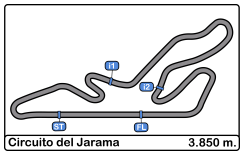

Circuito del Jarama
VI UV Endurance RACE Jarama
Entrenamiento cronometrado
Tiempos Por Vuelta

8

1 Leopoldo Iglesia Poch — VW Golf MK3

2 Jorge Fernandez Ledo — ECO MODULAR MOTORSPORT

Vta	D	Tiempo	Sector 1	Sector 2	Sector 3	V.Max	Elapsed
1		10:43:59.290	10:42:34.268	48.274	36.748	86.2	10:43:59.290
2		2:16.150	P 49.241	42.700	44.209	156.9	10:46:15.440
3		2:37.196	1:18.333	43.465	35.398	92.8	10:48:52.636
4		2:06.601	48.176	43.332	35.093	164.1	10:50:59.237
5		2:16.455	P 48.154	44.597	43.704	165.3	10:53:15.692
6		5:41.559	4:24.488	41.997	35.074	91.6	10:58:57.251
7		2:05.035	47.616	42.436	34.983	179.1	11:01:02.286
8		2:04.594	47.524	41.765	35.305	180.9	11:03:06.880
9		2:23.999	P 50.759	42.579	50.661	173.0	11:05:30.879
10		~~9:53.947~~	8:26.053	49.634	38.260	48.8	11:15:24.826
11		2:18.852	53.343	49.088	36.421	132.6	11:17:43.678
12		2:04.518	47.578	41.772	35.168	176.4	11:19:48.196
13		2:05.797	48.045	41.736	36.016	172.5	11:21:53.993
14		2:35.157	P 51.077	49.983	54.097	176.4	11:24:29.150
15		6:27.334	5:08.853	42.739	35.742	79.7	11:30:56.484
16		2:08.031	48.271	42.375	37.385	180.6	11:33:04.515
17		2:08.049	49.289	42.195	36.565	173.6	11:35:12.564
18		2:05.429	48.436	41.585	35.408	183.9	11:37:17.993
19		2:05.075	48.240	41.313	35.522	179.4	11:39:23.068
20		2:05.357	48.127	41.512	35.718	177.9	11:41:28.425
21		3:17.881	P 1:03.367	1:01.712	1:12.802	116.3	11:44:46.306

9

1 José Manuel Tello Madrid — BMW E30 325i

3 2 Sergio Tello Garcia — ULTIMA VUELTA

Vta	D	Tiempo	Sector 1	Sector 2	Sector 3	V.Max	Elapsed
1		10:44:38.891	10:43:04.361	54.878	39.652	76.5	10:44:38.891
2		2:37.411	P 59.313	51.508	46.590	145.1	10:47:16.302
3		5:57.581	4:32.476	47.075	38.030	89.1	10:53:13.883
4		2:25.899	P 53.633	45.747	46.519	173.6	10:55:39.782
5		7:31.379	6:07.936	46.524	36.919	70.5	11:03:11.161
6		2:08.250	49.469	42.366	36.415	159.0	11:05:19.411
7		2:07.967	48.955	43.146	35.866	165.3	11:07:27.378
8		2:09.061	49.038	43.973	36.050	172.2	11:09:36.439
9		2:33.451	P 52.964	48.791	51.696	167.1	11:12:09.890
10		5:59.808	4:38.580	44.413	36.815	52.7	11:18:09.698
11		2:08.180	50.015	42.270	35.895	172.2	11:20:17.878
12		2:05.702	48.268	41.985	35.449	166.6	11:22:23.580
13		2:03.429	48.157	40.917	34.355	182.1	11:24:27.009
14		2:03.087	47.115	41.285	34.687	188.1	11:26:30.096
15		2:18.651	P 49.238	41.850	47.563	170.3	11:28:48.747
16		4:39.429	3:17.400	42.498	39.531	80.4	11:33:28.176
17		2:01.779	46.950	40.508	34.321	189.4	11:35:29.955
18		2:01.538	46.443	40.660	34.435	187.1	11:37:31.493
19		2:01.804	46.622	40.509	34.673	184.6	11:39:33.297
20			54.260	50.287		148.9	

10

1 David Santos López Arranz — BMW E36 325i

3 2 David Entero Villena — ULTIMA VUELTA

Vta	D	Tiempo	Sector 1	Sector 2	Sector 3	V.Max	Elapsed
1		10:43:34.191	10:42:08.605	46.709	38.877	56.7	10:43:34.191
2		2:06.448	48.841	42.415	35.192	162.8	10:45:40.639
3		2:03.835	47.128	40.971	35.736	187.5	10:47:44.474
4		2:01.788	47.333	40.317	34.138	182.7	10:49:46.262
5		2:01.367	46.482	41.074	33.811	195.2	10:51:47.629
6		2:30.618	P 49.464	51.243	49.911	191.8	10:54:18.247
7		5:23.125	4:02.549	44.621	35.955	62.3	10:59:41.372
8		2:05.800	48.598	42.506	34.696	166.1	11:01:47.172
9		2:03.495	47.440	41.693	34.362	177.6	11:03:50.667
10		2:01.756	46.958	40.806	33.992	175.3	11:05:52.423
11		2:08.542	48.837	43.587	36.118	187.5	11:08:00.965
12		2:22.407	P 49.409	44.367	48.631	158.1	11:10:23.372
13		6:24.473	4:40.657	1:02.908	40.908	56.2	11:16:47.845
14		2:05.157	48.883	41.302	34.972	158.8	11:18:53.002
15		2:03.581	48.414	41.051	34.116	160.2	11:20:56.583
16		2:03.759	48.734	41.047	33.978	169.5	11:23:00.342
17		2:19.668	P 47.322	43.064	49.282	170.8	11:25:20.010
18		4:38.097	3:22.370	41.167	34.560	92.4	11:29:58.107
19		2:00.545	46.678	40.248	33.619	184.6	11:31:58.652
20		1:58.966	45.697	39.848	33.421	182.1	11:33:57.618
21		1:59.387	45.809	40.035	33.543	191.8	11:35:57.005
22		2:00.230	46.442	40.044	33.744	189.4	11:37:57.235
23			48.983	47.513		171.1	

14

1 Oscar Plazio Gomez — VW Golf MK2

2 2 Carlos Plazio Gomez — ULTIMA VUELTA

Vta	D	Tiempo	Sector 1	Sector 2	Sector 3	V.Max	Elapsed
1		10:45:11.669	10:43:49.878	44.573	37.218	73.6	10:45:11.669
2		2:04.427	48.783	41.502	34.142	161.9	10:47:16.096
3		2:01.922	46.863	41.103	33.956	183.3	10:49:18.018
4		2:02.592	47.209	41.440	33.943	180.6	10:51:20.610
5		2:22.514	P 49.390	46.413	46.711	159.7	10:53:43.124
6		4:02.986	2:44.021	43.438	35.527	84.2	10:57:46.110
7		2:06.057	48.915	42.410	34.732	170.0	10:59:52.167
8		2:04.755	48.180	41.767	34.808	174.4	11:01:56.922
9		2:08.036	49.177	43.049	35.810	164.1	11:04:04.958
10		2:18.969	P 49.247	44.548	45.174	168.2	11:06:23.927
11		5:02.225	3:40.414	45.542	36.269	82.3	11:11:26.152
12		2:14.464	50.512	44.893	39.059	159.2	11:13:40.616
13		~~2:40.716~~	P 50.473	59.781	50.462	157.2	11:16:21.332
14		4:45.540	3:25.470	44.357	35.713	82.4	11:21:06.872
15		2:14.766	50.115	45.261	39.390	173.0	11:23:21.638
16		2:26.508	P 52.928	44.114	49.466	151.8	11:25:48.146
17		4:06.851	2:47.640	42.986	36.225	91.6	11:29:54.997
18		2:08.470	49.169	43.357	35.944	176.4	11:32:03.467
19		2:09.025	49.029	43.197	36.799	166.4	11:34:12.492
20		2:15.348	50.904	45.475	38.969	162.4	11:36:27.840
21			53.660	48.645		144.9	

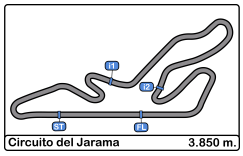

Circuito del Jarama
VI UV Endurance RACE Jarama
Entrenamiento cronometrado
Tiempos Por Vuelta

15

1 Francisco Maldonado De La Torre — SEAT TOLEDO

2 — 2 Javier Sanchez Avila — ESCUDERÍA A. POTARROJOS

Vta	D	Tiempo	Sector 1	Sector 2	Sector 3	V.Max	Elapsed
1		10:44:59.648	10:43:35.035	46.531	38.082	61.6	10:44:59.648
2		2:27.319	57.120	53.432	36.767	103.2	10:47:26.967
3		2:08.708	50.336	42.549	35.823	166.4	10:49:35.675
4		2:03.400	47.841	41.206	34.353	171.9	10:51:39.075
5		2:04.669	48.051	41.224	35.394	163.3	10:53:43.744
6		2:29.258	P 53.618	47.969	47.671	140.4	10:56:13.002
7		7:00.277	5:39.113	45.062	36.102	80.4	11:03:13.279
8		2:06.505	48.813	41.955	35.737	186.2	11:05:19.784
9		2:05.129	46.969	43.246	34.914	186.2	11:07:24.913
10		2:04.500	47.021	42.280	35.199	188.1	11:09:29.413
11		2:28.230	P 50.878	49.598	47.754	184.3	11:11:57.643
12		~~3:40.575~~	2:21.628	43.768	35.179	83.6	11:15:38.218
13		2:03.695	47.008	41.980	34.707	181.8	11:17:41.913
14		2:03.041	46.567	41.210	35.264	181.8	11:19:44.954
15		2:02.040	46.132	41.478	34.430	179.4	11:21:46.994
16		2:17.057	P 46.731	41.041	49.285	176.7	11:24:04.051
17		4:17.231	3:00.471	41.437	35.323	86.1	11:28:21.282
18		1:59.313	46.157	39.933	33.223	191.4	11:30:20.595
19		2:02.390	46.061	42.421	33.908	195.2	11:32:22.985
20		1:59.567	45.391	39.731	34.445	194.9	11:34:22.552
21		1:59.525	45.962	40.012	33.551	195.2	11:36:22.077
22		2:18.741	52.484	52.268	33.989	152.7	11:38:40.818
23		1:58.543	45.713	39.465	33.365	195.2	11:40:39.361
24			52.133	54.862		146.7	

16

1 Raul Ramperez Moran — BMW E36 325i

3 — 2 Raul Cerrada Cerrada — ULTIMA VUELTA

Vta	D	Tiempo	Sector 1	Sector 2	Sector 3	V.Max	Elapsed
1		10:42:57.365	10:41:39.456	44.247	33.662	88.0	10:42:57.365
2		1:57.411	45.293	39.542	32.576	194.9	10:44:54.776
3		1:57.304	44.504	39.705	33.095	198.1	10:46:52.080
4		1:56.825	44.375	39.998	32.452	196.7	10:48:48.905
5		2:08.372	P 44.175	39.542	44.655	200.3	10:50:57.277
6		4:22.692	3:07.456	41.483	33.753	92.7	10:55:19.969
7		2:01.105	45.729	41.484	33.892	188.1	10:57:21.074
8		1:58.168	45.620	39.579	32.969	189.8	10:59:19.242
9		1:59.510	45.267	40.075	34.168	186.5	11:01:18.752
10		1:58.061	45.624	39.716	32.721	180.6	11:03:16.813
11		2:17.804	P 46.047	42.233	49.524	194.5	11:05:34.617
12		4:46.686	3:31.481	41.932	33.273	100.1	11:10:21.303
13		1:57.214	45.261	39.256	32.697	175.0	11:12:18.517
14		~~2:05.953~~	45.405	41.609	38.939	180.0	11:14:24.470
15		2:46.018	P 52.216	1:02.455	51.347	158.5	11:17:10.488
16		4:52.215	3:26.058	51.796	34.361	84.5	11:22:02.703
17		1:57.632	44.977	39.913	32.742	196.3	11:24:00.335
18		1:56.241	44.641	39.341	32.259	186.8	11:25:56.576
19		2:11.533	45.658	47.787	38.088	194.2	11:28:08.109
20		4:25.257	P 52.037	44.402	2:48.818	141.9	11:32:33.366

18

1 Ivan Velasco Sanchez — BMW E36 325i

3 — 2 Toni Castillo Navas — ULTIMA VUELTA

Vta	D	Tiempo	Sector 1	Sector 2	Sector 3	V.Max	Elapsed
1		10:45:27.125	10:44:09.299	43.113	34.713	74.6	10:45:27.125
2		2:03.070	48.073	41.442	33.555	160.9	10:47:30.195
3		1:58.891	46.315	39.468	33.108	176.4	10:49:29.086
4		1:58.020	44.926	40.198	32.896	192.5	10:51:27.106
5		2:10.843	P 46.434	42.233	42.176	177.6	10:53:37.949
6		4:52.090	3:32.610	43.544	35.936	82.3	10:58:30.039
7		2:06.229	48.536	43.145	34.548	178.8	11:00:36.268
8		2:04.439	48.870	41.462	34.107	181.8	11:02:40.707
9		2:01.589	46.462	41.242	33.885	192.5	11:04:42.296
10		2:00.688	46.443	40.605	33.640	188.4	11:06:42.984
11		2:00.962	46.542	40.799	33.621	189.1	11:08:43.946
12		2:10.365	P 46.457	40.710	43.198	185.2	11:10:54.311
13		~~4:05.728~~	2:43.057	43.061	39.610	94.6	11:15:00.039
14		2:17.982	55.126	47.567	35.289	133.3	11:17:18.021
15		2:03.515	46.628	42.569	34.318	171.7	11:19:21.536
16		2:13.116	P 46.310	42.432	44.374	179.1	11:21:34.652
17		5:32.956	4:18.854	40.919	33.183	96.9	11:27:07.608
18		1:56.346	44.677	38.766	32.903	191.8	11:29:03.954
19		2:00.627	46.070	39.266	35.291	181.5	11:31:04.581
20		1:55.385	44.412	38.881	32.092	195.2	11:32:59.966
21		4:52.271	P 48.189	45.093	3:18.989	169.2	11:37:52.237

19

1 Fernando Navarrete Rodrigo — BMW E36 325i

3 — 2 Fernando Navarrete Perdices — CD TERRA TRAINING MOTORSPORT

Vta	D	Tiempo	Sector 1	Sector 2	Sector 3	V.Max	Elapsed
1		10:47:11.344	10:45:33.924	1:04.447	32.973	66.7	10:47:11.344
2		1:57.040	44.893	39.555	32.592	191.4	10:49:08.384
3		1:55.901	44.714	38.680	32.507	192.8	10:51:04.285
4		2:14.437	P 44.321	45.190	44.926	197.8	10:53:18.722
5		7:09.488	5:49.289	44.642	35.557	87.3	11:00:28.210
6		2:01.992	46.713	40.730	34.549	190.4	11:02:30.202
7		2:11.213	P 47.197	41.503	42.513	193.8	11:04:41.415
8		4:32.868	3:16.618	41.139	35.111	85.4	11:09:14.283
9		2:02.149	48.593	40.205	33.351	164.6	11:11:16.432
10		2:18.558	48.867	46.547	43.144	150.0	11:13:34.990
11		~~2:34.396~~	P 49.965	59.458	44.973	140.0	11:16:09.386
12		4:44.239	3:30.543	40.170	33.526	87.0	11:20:53.625
13		1:58.632	45.419	40.099	33.114	183.3	11:22:52.257
14		2:01.386	45.216	42.302	33.868	186.2	11:24:53.643
15		1:57.522	45.120	39.563	32.839	187.5	11:26:51.165
16		2:11.717	49.299	46.057	36.361	186.2	11:29:02.882
17		1:59.384	46.577	39.390	33.417	165.8	11:31:02.266
18		2:00.362	47.426	39.887	33.049	176.7	11:33:02.628
19		6:09.739	P 49.786	42.381	4:37.572	158.1	11:39:12.367

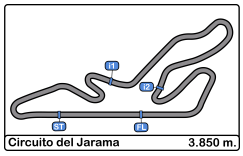

Circuito del Jarama
VI UV Endurance RACE Jarama
Entrenamiento cronometrado
Tiempos Por Vuelta

21

1 José Guillermo Villanueva Ruiz — BMW E36 325i
3 — 2 Alvaro Villanueva Capote — ULTIMA VUELTA

Vta	D	Tiempo	Sector 1	Sector 2	Sector 3	V.Max	Elapsed
1		10:44:18.796	10:42:59.466	42.529	36.801	79.8	10:44:18.796
2		1:58.353	46.007	39.140	33.206	181.2	10:46:17.149
3		1:56.392	44.786	39.238	32.368	191.1	10:48:13.541
4		2:04.365	P 44.566	39.387	40.412	192.5	10:50:17.906
5		4:56.339	3:43.112	39.772	33.455	90.5	10:55:14.245
6		2:01.668	47.880	40.138	33.650	161.9	10:57:15.913
7		2:01.640	45.527	42.166	33.947	178.2	10:59:17.553
8		2:12.067	P 45.790	40.644	45.633	186.5	11:01:29.620
9		4:58.498	3:43.929	41.145	33.424	82.4	11:06:28.118
10		1:59.932	45.808	40.553	33.571	198.1	11:08:28.050
11		1:58.612	45.804	39.719	33.089	192.1	11:10:26.662
12		2:12.765	P 47.110	42.603	43.052	181.8	11:12:39.427
13		6:42.799	5:24.688	43.667	34.444	95.1	11:19:22.226
14		2:02.373	46.783	41.590	34.000	161.9	11:21:24.599
15		1:59.739	45.978	40.491	33.270	180.0	11:23:24.338
16		1:58.655	45.852	40.042	32.761	174.4	11:25:22.993
17		1:57.432	45.054	39.685	32.693	184.6	11:27:20.425
18		1:57.133	44.908	39.440	32.785	187.8	11:29:17.558
19		4:57.252	P 45.829	40.226	3:31.197	192.5	11:34:14.810

26

1 José Alberto Dorsch Buzon — Toyota Aygo
AYGO — 2 Alvaro Gil Carretero — RACE

Vta	D	Tiempo	Sector 1	Sector 2	Sector 3	V.Max	Elapsed
1		10:44:16.792	10:42:22.816	1:10.109	43.867	52.8	10:44:16.792
2		2:25.644	55.088	50.521	40.035	146.9	10:46:42.436
3		2:22.386	54.222	48.796	39.368	151.0	10:49:04.822
4		2:26.618	54.728	51.421	40.469	148.7	10:51:31.440
5		2:21.440	53.499	48.710	39.231	149.3	10:53:52.880
6		2:55.043	P 1:02.178	54.899	57.966	126.1	10:56:47.923
7		5:13.576	3:38.240	52.498	42.838	71.7	11:02:01.499
8		2:26.256	54.975	49.972	41.309	147.9	11:04:27.755
9		2:22.667	53.651	49.106	39.910	150.6	11:06:50.422
10		2:22.324	53.883	49.003	39.438	150.6	11:09:12.746
11		2:24.528	54.726	49.518	40.284	150.8	11:11:37.274
12		~~2:23.366~~	54.080	48.834	40.452	152.1	11:14:00.640
13		2:35.312	53.733	1:00.463	41.116	147.7	11:16:35.952
14		2:21.709	53.770	49.023	38.916	148.1	11:18:57.661
15		2:29.715	P 54.334	48.643	46.738	149.5	11:21:27.376
16		4:17.554	2:47.818	49.714	40.022	80.2	11:25:44.930
17		2:21.455	53.460	48.631	39.364	150.2	11:28:06.385
18		2:22.860	55.393	48.604	38.863	148.7	11:30:29.245
19		2:20.369	52.986	48.476	38.907	148.3	11:32:49.614
20		2:20.860	53.302	48.554	39.004	149.1	11:35:10.474
21			53.917	52.694		149.1	

31

1 Miguel Gomez Perales — Nissan Primera
2 — 2 Juan Jose Rios Gullon — ESCUDERÍA LE MANS

Vta	D	Tiempo	Sector 1	Sector 2	Sector 3	V.Max	Elapsed
1		10:44:30.024	10:43:02.410	49.081	38.533	82.2	10:44:30.024
2		2:14.959	52.662	45.517	36.780	144.9	10:46:44.983
3		2:11.604	50.013	45.194	36.397	152.3	10:48:56.587
4		2:06.891	48.557	43.066	35.268	164.3	10:51:03.478
5		2:09.118	48.165	44.930	36.023	164.3	10:53:12.596
6		2:22.390	P 49.875	43.033	49.482	170.8	10:55:34.986
7		4:59.640	3:33.851	48.332	37.457	95.2	11:00:34.626
8		2:14.059	53.253	43.478	37.328	164.3	11:02:48.685
9		2:10.797	49.847	45.116	35.834	165.6	11:04:59.482
10		2:06.857	48.994	42.589	35.274	172.8	11:07:06.339
11		2:18.296	P 49.472	42.657	46.167	178.5	11:09:24.635
12		7:45.775	6:17.500	50.100	38.175	78.4	11:17:10.410
13		2:08.176	49.501	43.315	35.360	153.6	11:19:18.586
14		2:09.069	48.664	44.210	36.195	170.8	11:21:27.655
15		2:04.925	48.170	41.610	35.145	171.4	11:23:32.580
16		2:05.517	47.756	42.433	35.328	175.0	11:25:38.097
17		2:35.075	P 52.101	53.635	49.339	153.4	11:28:13.172
18		4:17.534	2:57.434	44.014	36.086	78.2	11:32:30.706
19		2:04.727	47.807	42.066	34.854	172.5	11:34:35.433
20		2:03.729	47.336	41.734	34.659	179.1	11:36:39.162
21		2:04.136	47.177	42.272	34.687	174.4	11:38:43.298
22		2:04.310	47.424	42.075	34.811	177.3	11:40:47.608
23			51.189	48.418		170.6	

33

1 Óscar Bartol Leclere — Citroen Saxo 8v
SAXO — 2 Ismael Arquero Saz — Óscar Bartol Leclere

Vta	D	Tiempo	Sector 1	Sector 2	Sector 3	V.Max	Elapsed
1		10:43:58.664	10:42:28.033	50.214	40.417	78.0	10:43:58.664
2		2:16.955	54.138	45.539	37.278	145.9	10:46:15.619
3		2:14.056	51.277	46.249	36.530	162.6	10:48:29.675
4		2:11.729	50.267	44.546	36.916	170.8	10:50:41.404
5		2:09.452	49.758	43.430	36.264	172.5	10:52:50.856
6		2:08.755	49.743	43.147	35.865	174.1	10:54:59.611
7		2:08.520	49.129	43.217	36.174	173.6	10:57:08.131
8		2:15.620	P 48.754	42.718	44.148	173.3	10:59:23.751
9		4:17.461	2:56.407	44.520	36.534	78.7	11:03:41.212
10		2:08.190	49.266	43.250	35.674	171.4	11:05:49.402
11		2:07.593	48.674	43.162	35.757	174.7	11:07:56.995
12		2:07.092	48.292	43.186	35.614	175.3	11:10:04.087
13		2:07.044	48.128	43.051	35.865	174.7	11:12:11.131
14		~~2:23.536~~	P 48.722	44.645	50.169	174.1	11:14:34.667
15		5:38.486	4:17.977	44.218	36.291	77.8	11:20:13.153
16		2:10.076	50.007	44.200	35.869	159.2	11:22:23.229
17		2:08.763	49.614	43.482	35.667	170.3	11:24:31.992
18		2:08.725	49.044	43.921	35.760	171.7	11:26:40.717
19		2:22.002	54.101	51.000	36.901	167.7	11:29:02.719
20		2:08.990	48.957	43.818	36.215	171.1	11:31:11.709
21		2:52.031	P 56.229	55.123	1:00.679	173.6	11:34:03.740

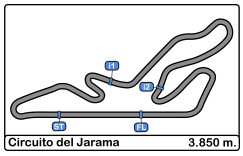

Circuito del Jarama
VI UV Endurance RACE Jarama
Entrenamiento cronometrado
Tiempos Por Vuelta

34

1 Emilio Benito Castelo — BMW E36 325i

3 — 2 Javier Benito Lopez — ULTIMA VUELTA

Vta	D	Tiempo	Sector 1	Sector 2	Sector 3	V.Max	Elapsed
1		10:44:11.873	10:42:31.690	55.455	44.728	61.5	10:44:11.873
2		2:21.227	54.969	48.154	38.104	152.1	10:46:33.100
3		2:10.045	50.270	43.844	35.931	159.0	10:48:43.145
4		2:11.330	49.605	45.363	36.362	161.4	10:50:54.475
5		2:11.465	50.178	44.555	36.732	162.6	10:53:05.940
6		2:55.403	58.853	56.808	59.742	146.7	10:56:01.343
7		6:14.168	4:53.824	44.419	35.925	78.2	11:02:15.511
8		2:07.392	49.872	42.012	35.508	182.4	11:04:22.903
9		2:04.550	48.213	41.662	34.675	192.8	11:06:27.453
10		2:05.731	48.203	41.795	35.733	192.1	11:08:33.184
11		2:04.152	48.114	41.201	34.837	183.6	11:10:37.336
12		2:17.839	50.005	43.361	44.473	173.9	11:12:55.175
13		5:42.924	4:19.900	46.259	36.765	71.9	11:18:38.099
14		2:07.021	48.862	42.801	35.358	178.8	11:20:45.120
15		2:11.877	49.002	47.291	35.584	174.1	11:22:56.997
16		2:11.863	48.398	46.184	37.281	180.3	11:25:08.860
17		5:16.593	48.257	47.450	3:40.886	179.7	11:30:25.453

35

1 Oscar Gomez Gonzalez — BMW E36 325i

3 — 2 Jonathan Gomez Gonzalez — ZAMUDIO RACING ELKARTEA

Vta	D	Tiempo	Sector 1	Sector 2	Sector 3	V.Max	Elapsed
1		10:42:14.015	10:40:57.821	42.104	34.090	72.6	10:42:14.015
2		2:03.608	47.451	41.509	34.648	190.1	10:44:17.623
3		2:02.698	47.849	40.854	33.995	182.4	10:46:20.321
4		2:02.595	46.940	41.725	33.930	194.9	10:48:22.916
5		2:12.849	48.559	43.178	41.112	191.8	10:50:35.765
6		6:22.026	5:05.944	40.931	35.151	85.5	10:56:57.791
7		2:01.268	46.713	40.527	34.028	185.8	10:58:59.059
8		2:03.793	46.680	42.802	34.311	194.9	11:01:02.852
9		2:04.770	48.129	42.585	34.056	174.7	11:03:07.622
10		2:21.728	46.878	40.870	53.980	177.9	11:05:29.350
11		3:46.867	2:30.005	41.759	35.103	87.2	11:09:16.217
12		2:10.587	48.495	47.410	34.682	168.7	11:11:26.804
13		2:12.585	47.652	43.046	41.887	180.3	11:13:39.389
14		~~2:39.305~~	48.712	1:00.231	50.362	178.2	11:16:18.694
15		4:04.061	2:48.046	41.573	34.442	96.8	11:20:22.755
16		2:03.638	47.110	41.895	34.633	179.1	11:22:26.393
17		2:21.797	51.021	45.217	45.559	178.2	11:24:48.190
18		3:54.559	2:37.673	42.101	34.785	82.2	11:28:42.749
19		1:59.921	45.880	40.337	33.704	191.4	11:30:42.670
20		1:59.663	45.651	40.353	33.659	197.0	11:32:42.333
21		2:00.478	46.374	40.386	33.718	191.1	11:34:42.811
22			48.278	45.975		189.4	

36

1 Javier Ugalde Moreno — Citroen Saxo 1.6

SAXO — 2 Hector Peiró Carrasco — ULTIMA VUELTA

Vta	D	Tiempo	Sector 1	Sector 2	Sector 3	V.Max	Elapsed
1		10:43:25.768	10:42:01.358	47.246	37.164	75.2	10:43:25.768
2		2:10.661	50.718	44.067	35.876	160.0	10:45:36.429
3		2:08.500	48.826	43.145	36.529	172.2	10:47:44.929
4		2:06.794	48.355	42.979	35.460	173.3	10:49:51.723
5		2:06.598	48.039	43.005	35.554	173.3	10:51:58.321
6		2:06.609	47.870	43.146	35.593	175.0	10:54:04.930
7		2:14.108	48.156	43.258	42.694	174.1	10:56:19.038
8		4:30.448	3:09.764	44.337	36.347	82.5	11:00:49.486
9		2:09.183	49.251	44.005	35.927	169.8	11:02:58.669
10		5:14.829	48.870	43.369	3:42.590	171.9	11:08:13.498
11		4:13.560	2:54.183	43.617	35.760	82.5	11:12:27.058
12		~~2:27.098~~	48.703	46.985	51.410	171.4	11:14:54.156
13		2:39.627	1:00.253	47.959	51.415	103.2	11:17:33.783

37

1 Hector Hernandez Benito — Honda Civic

1 — 2 Eduardo Fuster Lopez — TEO MARTIN MOTORSPORT

Vta	D	Tiempo	Sector 1	Sector 2	Sector 3	V.Max	Elapsed
1		10:42:18.175	10:40:58.883	44.011	35.281		10:42:18.175
2		2:07.234	47.895	44.410	34.929		10:44:25.409
3		2:05.326	48.522	42.373	34.431		10:46:30.735
4		2:02.314	46.840	41.423	34.051		10:48:33.049
5		2:35.022	56.129	47.154	51.739		10:51:08.071
6		6:17.281	4:55.694	45.993	35.594		10:57:25.352
7		2:07.619	49.104	43.139	35.376		10:59:32.971
8		2:05.946	48.233	42.318	35.395		11:01:38.917
9		2:05.514	48.454	42.346	34.714		11:03:44.431
10		2:05.293	48.132	41.964	35.197		11:05:49.724
11		2:21.998	48.673	51.679	41.646		11:08:11.722
12		2:03.234	47.031	41.641	34.562		11:10:14.956
13		2:02.547	46.852	41.237	34.458		11:12:17.503
14		~~2:48.104~~	54.792	55.451	57.861		11:15:05.607
15		5:20.294	3:54.876	44.338	41.080		11:20:25.901

38

1 Angel Rodriguez Cabello — Toyota Aygo

AYGO — 2 Jose Miguel Rodriguez Cabello — JARAMA SPORT

Vta	D	Tiempo	Sector 1	Sector 2	Sector 3	V.Max	Elapsed
1		10:45:46.872	10:44:13.320	52.995	40.557	65.1	10:45:46.872
2		2:24.326	55.987	48.956	39.383	133.1	10:48:11.198
3		2:17.852	52.457	47.481	37.914	150.8	10:50:29.050
4		2:17.764	52.155	47.679	37.930	150.8	10:52:46.814
5		2:39.836	57.413	53.784	48.639	138.8	10:55:26.650
6		7:11.410	5:35.852	52.722	42.836	71.8	11:02:38.060
7		2:28.624	56.329	51.153	41.142	135.1	11:05:06.684
8		2:29.202	55.471	52.942	40.789	147.9	11:07:35.886
9		2:26.302	55.550	50.337	40.415	149.3	11:10:02.188
10		3:00.362	1:03.213	59.047	58.102	122.5	11:13:02.550
11		5:38.818	4:08.160	49.554	41.104	71.3	11:18:41.368
12		2:26.121	54.709	50.220	41.192	148.7	11:21:07.489
13		2:25.335	54.925	49.738	40.672	147.7	11:23:32.824
14		2:22.603	55.076	48.404	39.123	150.2	11:25:55.427
15		7:52.019	53.071	47.964	6:10.984	151.6	11:33:47.446

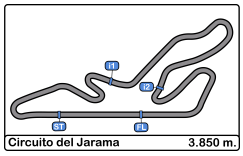

Circuito del Jarama
VI UV Endurance RACE Jarama
Entrenamiento cronometrado
Tiempos Por Vuelta

39

1 Julian Garcia Gonzalez — Citroen Saxo 1.6
SAXO — 2 Gjergji Priftuli — ULTIMA VUELTA

Vta	D	Tiempo	Sector 1	Sector 2	Sector 3	V.Max	Elapsed
1		10:43:34.693	10:42:04.667	50.021	40.005	69.2	10:43:34.693
2		2:19.167	52.834	47.522	38.811	164.8	10:45:53.860
3		2:17.486	51.655	47.252	38.579	163.1	10:48:11.346
4		2:31.163	1:05.228	47.440	38.495	130.4	10:50:42.509
5		2:13.492	50.513	45.657	37.322	171.7	10:52:56.001
6		2:14.235	50.649	45.720	37.866	169.0	10:55:10.236
7		2:14.853	51.130	45.467	38.256	166.9	10:57:25.089
8		2:13.611	51.038	45.097	37.476	164.3	10:59:38.700
9		2:14.357	50.729	46.758	36.870	166.6	11:01:53.057
10		2:12.839	50.484	44.959	37.396	170.8	11:04:05.896
11		2:11.512	49.294	45.140	37.078	171.4	11:06:17.408
12		2:13.856	51.092	45.549	37.215	159.0	11:08:31.264
13		2:21.325	50.668	44.657	46.000	170.8	11:10:52.589
14		2:21.159	P 50.422	45.012	45.725	163.1	11:13:13.748

40

1 Francisco Javier Yañez Conde — Citroen Saxo 1.6
SAXO — 2 Ivan Manuel Martin Navas — ÚLTIMA VUELTA

Vta	D	Tiempo	Sector 1	Sector 2	Sector 3	V.Max	Elapsed
1		10:51:15.268	10:49:33.398	57.111	44.759	60.9	10:51:15.268
2		2:26.298	57.498	48.935	39.865	136.1	10:53:41.566
3		2:21.559	53.813	48.005	39.741	155.6	10:56:03.125
4		2:22.847	54.111	48.053	40.683	152.3	10:58:25.972
5		2:35.895	P 54.122	48.030	53.743	152.7	11:01:01.867
6		8:07.804	6:40.859	48.166	38.779	72.7	11:09:09.671
7		2:22.492	54.516	49.363	38.613	156.7	11:11:32.163
8		~~2:38.952~~	P 52.665	49.709	56.578	161.1	11:14:11.115
9		4:06.579	2:38.686	49.572	38.321	82.0	11:18:17.694
10		2:17.283	52.812	46.258	38.213	159.7	11:20:34.977
11		2:17.454	51.626	47.347	38.481	163.1	11:22:52.431
12		2:19.824	51.698	49.112	39.014	164.1	11:25:12.255
13		2:17.660	51.889	46.842	38.929	165.3	11:27:29.915
14		2:16.877	51.844	46.153	38.880	165.3	11:29:46.792
15		2:19.910	52.778	47.798	39.334	159.0	11:32:06.702
16		2:27.235	P 52.584	46.468	48.183	159.0	11:34:33.937
17		8:32.236	P 1:51.918	48.402	5:51.916	87.6	11:43:06.173

41

1 Francisco Perez Sierra — Citroen AX
1 — 2 Juan Ramon Romero Delgado — ÚLTIMA VUELTA

Vta	D	Tiempo	Sector 1	Sector 2	Sector 3	V.Max	Elapsed
1		10:52:49.716	10:51:26.796	45.974	36.946	71.7	10:52:49.716
2		2:11.097	51.516	44.147	35.434	149.1	10:55:00.813
3		2:08.681	49.596	43.051	36.034	174.7	10:57:09.494
4		2:24.551	P 50.698	44.430	49.423	158.5	10:59:34.045
5		4:11.322	2:48.040	45.754	37.528	75.4	11:03:45.367
6		2:05.451	48.858	42.217	34.376	173.3	11:05:50.818
7		2:14.412	P 48.679	43.715	42.018	163.3	11:08:05.230
8		12:38.862	11:18.622	44.547	35.693	74.4	11:20:44.092
9		2:05.383	48.025	42.565	34.793	170.8	11:22:49.475
10		2:19.563	P 48.897	42.728	47.938	170.0	11:25:09.038
11		4:39.022	3:22.477	42.317	34.228	70.7	11:29:48.060
12		2:01.499	46.629	40.982	33.888	181.5	11:31:49.559
13		2:00.755	46.484	40.484	33.787	179.7	11:33:50.314
14		2:01.848	46.780	41.259	33.809	180.3	11:35:52.162
15		2:17.177	P 46.912	41.664	48.601	181.2	11:38:09.339
16			2:41.236	44.563		79.2	

42

1 Jorge Otero Agreda — Citroen Saxo 1.6
SAXO — 2 Victor Medrano Esteban — JORGE OTERO AGREDA

Vta	D	Tiempo	Sector 1	Sector 2	Sector 3	V.Max	Elapsed
1		10:44:31.078	10:42:55.054	54.866	41.158	59.9	10:44:31.078
2		2:21.657	55.482	48.486	37.689	137.7	10:46:52.735
3		2:15.074	52.450	45.460	37.164	139.7	10:49:07.809
4		2:10.038	50.402	43.661	35.975	158.8	10:51:17.847
5		2:12.029	49.434	46.487	36.108	167.4	10:53:29.876
6		2:08.806	48.993	43.783	36.030	165.1	10:55:38.682
7		2:31.328	P 53.706	49.450	48.172	156.7	10:58:10.010
8		5:29.010	4:08.988	43.691	36.331	82.9	11:03:39.020
9		2:08.561	48.963	43.729	35.869	169.5	11:05:47.581
10		2:08.520	48.969	43.390	36.161	170.6	11:07:56.101
11		2:12.399	49.484	46.264	36.651	170.6	11:10:08.500
12		2:07.794	48.660	43.388	35.746	170.0	11:12:16.294
13		~~2:26.975~~	P 49.269	46.148	51.558	170.8	11:14:43.269
14		6:52.805	5:29.514	46.407	36.884	81.3	11:21:36.074
15		2:08.697	49.168	43.783	35.746	170.8	11:23:44.771
16		2:08.131	48.783	43.622	35.726	172.5	11:25:52.902
17		2:08.787	48.878	43.974	35.935	172.2	11:28:01.689
18		2:08.102	48.630	43.269	36.203	171.9	11:30:09.791
19		2:27.371	53.639	51.314	42.418	150.0	11:32:37.162
20		2:15.243	52.365	45.883	36.995	156.9	11:34:52.405
21		2:08.140	48.620	43.588	35.932	172.5	11:37:00.545
22			53.105	47.863		147.7	

43

1 Angel Diez Calderon — Citroen Saxo 1.6
SAXO — 2 Carlos E. Vazquez Hernandez — AD CLEMENTE ARROYO

Vta	D	Tiempo	Sector 1	Sector 2	Sector 3	V.Max	Elapsed
1		10:46:41.059	10:45:13.875	48.121	39.063	76.1	10:46:41.059
2		2:17.664	51.945	47.860	37.859	155.1	10:48:58.723
3		2:16.803	51.501	46.914	38.388	160.7	10:51:15.526
4		2:18.073	51.615	47.696	38.762	160.0	10:53:33.599
5		2:30.456	P 51.873	47.240	51.343	160.0	10:56:04.055
6		10:11.846	8:42.965	49.084	39.797	52.1	11:06:15.901
7		2:22.142	54.792	48.375	38.975	152.7	11:08:38.043
8		2:18.522	52.970	47.163	38.389	161.1	11:10:56.565
9			52.274	46.629		159.2	

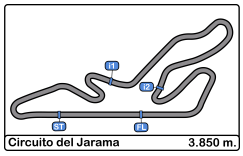

Circuito del Jarama
VI UV Endurance RACE Jarama
Entrenamiento cronometrado
Tiempos Por Vuelta

44

1 José Alberto Vila Sainz — CITROEN SAXO 1.6

SAXO — 2 Félix Tapia Del Rey — ULTIMA VUELTA

Vta	D	Tiempo	Sector 1	Sector 2	Sector 3	V.Max	Elapsed
1		10:47:27.176	10:46:02.153	47.008	38.015	80.5	10:47:27.176
2		2:15.713	52.618	44.790	38.305	154.7	10:49:42.889
3		2:12.371	50.373	45.490	36.508	163.8	10:51:55.260
4		2:08.600	48.942	43.728	35.930	170.8	10:54:03.860
5		2:07.509	48.732	43.223	35.554	170.8	10:56:11.369
6		2:07.861	48.601	43.321	35.939	170.3	10:58:19.230
7		2:35.173	P 53.752	50.342	51.079	143.2	11:00:54.403
8		4:36.952	3:17.255	43.739	35.958	81.6	11:05:31.355
9		2:13.477	49.541	46.381	37.555	171.4	11:07:44.832
10		2:09.270	48.542	43.681	37.047	172.5	11:09:54.102
11		2:13.841	48.475	44.485	40.881	171.7	11:12:07.943
12		~~2:29.243~~	P 49.041	49.883	50.319	166.6	11:14:37.186
13		6:31.084	5:12.272	43.131	35.681	89.5	11:21:08.270
14		2:08.146	48.354	43.483	36.309	172.2	11:23:16.416
15		2:10.490	50.131	44.393	35.966	144.9	11:25:26.906
16		2:48.273	P 54.871	1:02.487	50.915	171.7	11:28:15.179
17		4:17.360	2:56.217	45.510	35.633	85.4	11:32:32.539
18		2:06.209	47.983	42.916	35.310	172.5	11:34:38.748
19			53.339	46.530		166.6	

45

1 Cristian Rubio Rodriguez — Citroen Saxo 1.6

SAXO — 2 Martin Antonio Scarpina Aquilano — JARAMA SPORT

Vta	D	Tiempo	Sector 1	Sector 2	Sector 3	V.Max	Elapsed
1		10:44:16.639	10:42:42.198	54.496	39.945	76.5	10:44:16.639
2		2:13.192	51.999	44.961	36.232	140.9	10:46:29.831
3		2:08.615	49.617	43.258	35.740	160.4	10:48:38.446
4		2:15.784	P 48.704	43.506	43.574	170.3	10:50:54.230
5		29:16.512	27:39.437	57.423	39.652	70.1	11:20:10.742
6		2:33.721	1:02.618	51.520	39.583	129.4	11:22:44.463
7		2:18.559	55.536	45.653	37.370	160.7	11:25:03.022
8		2:09.955	49.007	44.036	36.912	169.2	11:27:12.977
9		2:09.240	49.793	43.847	35.600	170.6	11:29:22.217
10		2:39.172	P 59.323	54.006	45.843	165.8	11:32:01.389
11		4:11.005	2:49.987	44.695	36.323	83.8	11:36:12.394
12		2:08.052	48.861	43.114	36.077	167.4	11:38:20.446
13		2:08.069	49.817	42.983	35.269	175.3	11:40:28.515
14			56.040	54.177		171.1	

46

1 Aitor Sanchez Trigo — MAZDA MX5

2 — 2 Jorge Tello Villa — ULTIMA VUELTA

Vta	D	Tiempo	Sector 1	Sector 2	Sector 3	V.Max	Elapsed
1		10:43:04.803	10:41:30.692	54.301	39.810	71.3	10:43:04.803
2		2:06.020	48.386	42.067	35.567	166.9	10:45:10.823
3		2:03.826	47.996	41.680	34.150	171.7	10:47:14.649
4		2:05.359	49.481	41.534	34.344	174.1	10:49:20.008
5		2:15.070	P 47.402	42.163	45.505	174.4	10:51:35.078
6		6:35.657	5:08.723	49.047	37.887	83.3	10:58:10.735
7		2:08.762	50.222	43.293	35.247	162.1	11:00:19.497
8		2:07.316	48.649	43.045	35.622	166.4	11:02:26.813
9		2:08.910	48.327	42.762	37.821	168.7	11:04:35.723
10		2:10.127	49.553	43.568	37.006	162.8	11:06:45.850
11		2:23.403	P 53.518	44.064	45.821	155.3	11:09:09.253
12		~~5:52.234~~	4:21.989	47.518	42.727	81.0	11:15:01.487
13		2:18.492	54.335	48.166	35.991	135.1	11:17:19.979
14		2:08.054	47.680	44.622	35.752	172.2	11:19:28.033
15		2:04.788	47.569	42.117	35.102	172.2	11:21:32.821
16		2:04.856	47.755	42.366	34.735	172.8	11:23:37.677
17		2:04.648	47.710	42.073	34.865	173.0	11:25:42.325
18		5:06.141	P 53.143	46.898	3:26.100	139.1	11:30:48.466

47

1 Francisco Perez Sierra — Citroen Saxo 1.6

SAXO — 2 Alberto Martin Martin — ÚLTIMA VUELTA

Vta	D	Tiempo	Sector 1	Sector 2	Sector 3	V.Max	Elapsed
1		10:53:19.602	10:51:44.542	51.587	43.473	81.6	10:53:19.602
2		2:35.529	58.731	53.880	42.918	144.3	10:55:55.131
3		2:43.062	P 57.280	50.016	55.766	130.7	10:58:38.193
4		4:29.330	2:58.509	50.529	40.292	88.3	11:03:07.523
5		2:22.768	55.522	48.803	38.443	154.5	11:05:30.291
6		2:20.594	53.479	47.887	39.228	157.2	11:07:50.885
7		2:27.811	P 53.050	48.055	46.706	160.9	11:10:18.696
8		~~4:20.004~~	2:51.918	46.257	41.829	90.6	11:14:38.700
9		2:29.769	56.388	55.549	37.832	155.1	11:17:08.469
10		2:09.362	49.550	43.938	35.874	169.2	11:19:17.831
11		2:17.643	P 48.799	44.647	44.197	171.7	11:21:35.474
12		5:27.691	4:05.263	45.440	36.988	84.7	11:27:03.165
13		2:09.176	49.895	43.442	35.839	165.8	11:29:12.341
14		2:17.321	54.379	45.790	37.152	164.3	11:31:29.662
15		2:08.888	49.312	43.854	35.722	171.9	11:33:38.550
16		2:08.643	49.314	43.525	35.804	172.2	11:35:47.193
17		3:01.319	P 1:04.024	56.769	1:00.526	173.6	11:38:48.512

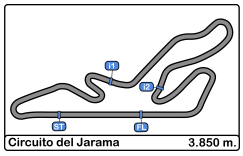

Circuito del Jarama
VI UV Endurance RACE Jarama
Entrenamiento cronometrado
Tiempos Por Vuelta

48

1 Alfredo Martinez Fornes — VW Golf
2 Alfredo Martinez Doblas — A.E.C.D.

Vta	D	Tiempo	Sector 1	Sector 2	Sector 3	V.Max	Elapsed
1		10:48:16.863	10:46:31.919	59.380	45.564	62.2	10:48:16.863
2		2:27.832	57.179	49.437	41.216	145.5	10:50:44.695
3		2:26.564	54.374	51.576	40.614	167.4	10:53:11.259
4		2:47.924	P 57.575	51.406	58.943	165.1	10:55:59.183
5		5:34.081	3:58.481	53.758	41.842	70.3	11:01:33.264
6		2:25.910	55.233	48.951	41.726	141.3	11:03:59.174
7		2:42.151	P 53.377	51.875	56.899	139.1	11:06:41.325
8		5:26.341	3:44.966	56.775	44.600	73.7	11:12:07.666
9		~~2:56.036~~	P 58.615	54.962	1:02.459	120.1	11:15:03.702
10		5:39.938	4:15.530	47.083	37.325	80.2	11:20:43.640
11		2:11.173	49.762	44.800	36.611	161.1	11:22:54.813
12		2:11.887	49.840	45.559	36.488	168.4	11:25:06.700
13		2:12.662	49.764	46.031	36.867	161.1	11:27:19.362
14		2:12.635	50.070	45.284	37.281	170.3	11:29:31.997
15		2:13.173	49.991	45.761	37.421	158.5	11:31:45.170
16		2:12.435	50.029	45.509	36.897	158.3	11:33:57.605
17		2:11.666	49.186	45.120	37.360	162.4	11:36:09.271
18		2:10.706	49.552	44.584	36.570	163.3	11:38:19.977
19		2:12.425	51.046	44.381	36.998	157.2	11:40:32.402
20			57.175	55.277		122.7	

49

1 Javier Manuel Capelo Garcia — VW Golf
2 Alfonso Masoliver Macaya — A.E.C.D.

Vta	D	Tiempo	Sector 1	Sector 2	Sector 3	V.Max	Elapsed
1		10:43:19.018	10:41:52.739	47.550	38.729	78.8	10:43:19.018
2		2:11.337	51.276	43.671	36.390	161.1	10:45:30.355
3		2:11.399	50.430	44.133	36.836	184.6	10:47:41.754
4		2:18.670	P 50.687	44.585	43.398	159.5	10:50:00.424
5		4:54.996	3:27.904	48.204	38.888	82.3	10:54:55.420
6		2:13.687	51.292	44.686	37.709	156.7	10:57:09.107
7		2:22.743	P 50.053	44.456	48.234	165.3	10:59:31.850
8		5:15.754	3:39.730	53.667	42.357	69.3	11:04:47.604
9		2:22.357	55.240	47.356	39.761	150.2	11:07:09.961
10		2:21.738	54.861	46.850	40.027	146.5	11:09:31.699
11		2:33.385	P 55.531	49.006	48.848	155.6	11:12:05.084
12		5:05.374	3:29.530	55.399	40.445	59.7	11:17:10.458
13		2:22.418	52.647	50.497	39.274	154.2	11:19:32.876
14		2:18.519	52.263	46.939	39.317	164.1	11:21:51.395
15		4:34.970	P 52.737	48.564	2:53.669	169.5	11:26:26.365

50

1 Victor Rodriguez-Rey Barral — Clio 1.8 16v
2 Fco. Javier Rodriguez-Rey Barral — EFICAR TEAM

Vta	D	Tiempo	Sector 1	Sector 2	Sector 3	V.Max	Elapsed
1		10:59:35.843	10:58:13.653	46.482	35.708	57.7	10:59:35.843
2		2:05.977	49.972	41.739	34.266	175.6	11:01:41.820
3		2:12.469	47.830	49.421	35.218	183.0	11:03:54.289
4		2:01.419	46.765	40.563	34.091	183.9	11:05:55.708
5		2:25.395	P 46.886	44.645	53.864	188.4	11:08:21.103
6		~~6:12.114~~	P 4:32.529	43.424	56.161	54.1	11:14:33.217
7		9:35.341	8:16.822	43.954	34.565	80.6	11:24:08.558
8		2:00.955	46.386	40.763	33.806	185.2	11:26:09.513
9		2:02.093	47.065	40.974	34.054	186.8	11:28:11.606
10		2:03.920	48.480	40.984	34.456	184.9	11:30:15.526
11		2:35.193	P 50.692	53.765	50.736	183.6	11:32:50.719
12		4:30.385	3:14.411	42.008	33.966	98.2	11:37:21.104
13			54.170			183.3	

51

1 Manuel Alvarez Lozano — Citroen Saxo 1.6
SAXO — 2 Luis Barroso Catalina — PARADINAS MOTORSPORT

Vta	D	Tiempo	Sector 1	Sector 2	Sector 3	V.Max	Elapsed
1		10:43:05.420	10:41:34.910	52.250	38.260	76.4	10:43:05.420
2		2:11.295	49.841	44.330	37.124	165.8	10:45:16.715
3		2:11.791	50.578	44.698	36.515	169.2	10:47:28.506
4		2:11.355	50.883	44.289	36.183	167.1	10:49:39.861
5		2:10.289	50.070	43.686	36.533	170.0	10:51:50.150
6		2:27.693	57.587	51.726	38.380	140.2	10:54:17.843
7		2:10.401	49.750	44.163	36.488	170.0	10:56:28.244
8		2:08.444	49.395	43.452	35.597	169.5	10:58:36.688
9		2:43.925	P 58.272	55.420	50.233	146.7	11:01:20.613
10		10:39.633	9:17.592	45.710	36.331	72.1	11:12:00.246
11		~~2:24.421~~	P 48.961	44.905	50.555	170.8	11:14:24.667
12		6:13.232	4:50.726	45.250	37.256	76.5	11:20:37.899
13		2:08.790	49.348	43.759	35.683	162.1	11:22:46.689
14		2:09.624	49.140	44.798	35.686	171.7	11:24:56.313
15		2:09.865	49.723	43.816	36.326	164.8	11:27:06.178
16		2:07.923	49.086	43.296	35.541	163.1	11:29:14.101
17		2:29.899	P 48.958	50.534	50.407	166.4	11:31:44.000
18		4:01.867	2:39.064	46.767	36.036	84.7	11:35:45.867
19		2:08.536	48.685	43.580	36.271	169.0	11:37:54.403
20		2:08.323	49.016	43.485	35.822	167.9	11:40:02.726
21		3:00.332	P 59.978	1:00.199	1:00.155	150.2	11:43:03.058

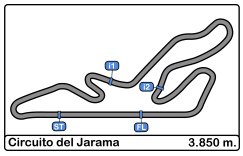

Circuito del Jarama
VI UV Endurance RACE Jarama
Entrenamiento cronometrado
Tiempos Por Vuelta

52

1 Jorge Martinez Garcia — Citroen Saxo 1.6
SAXO — 2 Jorge Martinez Perez — ESCUDERIA CENTRO

Vta	D	Tiempo	Sector 1	Sector 2	Sector 3	V.Max	Elapsed
1		10:43:08.737	P 10:41:19.592	55.693	53.452	68.9	10:43:08.737
2		8:28.531	6:59.160	51.029	38.342	68.0	10:51:37.268
3		2:17.236	53.304	46.385	37.547	154.7	10:53:54.504
4		2:13.334	51.579	44.819	36.936	153.6	10:56:07.838
5		2:15.641	50.619	47.476	37.546	167.7	10:58:23.479
6		2:28.725	P 53.152	47.496	48.077	141.7	11:00:52.204
7		12:06.749	10:39.382	48.827	38.540	60.8	11:12:58.953
8		~~2:24.198~~	55.004	48.954	40.240	153.6	11:15:23.151
9		2:23.339	53.920	49.637	39.782	158.3	11:17:46.490
10		2:20.621	53.284	48.393	38.944	157.4	11:20:07.111
11		2:31.170	P 53.163	50.172	47.835	164.3	11:22:38.281
12		4:35.622	3:10.276	46.884	38.462	69.7	11:27:13.903
13		2:15.465	51.072	46.547	37.846	159.7	11:29:29.368
14		2:13.958	50.627	45.969	37.362	169.2	11:31:43.326
15		2:18.008	50.883	47.976	39.149	168.4	11:34:01.334
16		2:15.360	51.507	45.485	38.368	163.8	11:36:16.694
17		2:33.259	P 50.901	45.311	57.047	165.1	11:38:49.953

53

1 Alvaro Ruiz De La Hermosa Correa — Citroen Saxo 1.6
SAXO — 2 Eladio Ruiz De La Hermosa Correa — ÚLTIMA VUELTA

Vta	D	Tiempo	Sector 1	Sector 2	Sector 3	V.Max	Elapsed
1		10:42:37.676	10:41:08.128	51.206	38.342	74.0	10:42:37.676
2		2:13.239	51.639	45.006	36.594	141.9	10:44:50.915
3		2:12.410	50.417	45.345	36.648	162.4	10:47:03.325
4		2:10.865	49.656	44.355	36.854	169.0	10:49:14.190
5		2:11.141	50.074	44.475	36.592	170.8	10:51:25.331
6		2:27.197	P 51.181	47.245	48.771	171.7	10:53:52.528
7		6:40.586	5:14.979	47.564	38.043	82.8	11:00:33.114
8		2:14.273	52.919	44.519	36.835	156.0	11:02:47.387
9		2:13.891	50.618	46.257	37.016	167.7	11:05:01.278
10		2:11.228	50.523	43.990	36.715	165.3	11:07:12.506
11		2:11.297	50.243	44.648	36.406	166.1	11:09:23.803
12		2:13.160	50.192	45.271	37.697	167.9	11:11:36.963
13		~~2:28.026~~	P 52.471	45.985	49.570	164.1	11:14:04.989
14		4:35.577	3:12.771	45.466	37.340	75.5	11:18:40.566
15		2:11.999	50.340	44.845	36.814	164.6	11:20:52.565
16		2:12.966	50.846	45.793	36.327	148.5	11:23:05.531
17		2:10.757	49.755	44.540	36.462	172.5	11:25:16.288
18		2:11.510	50.233	44.570	36.707	166.1	11:27:27.798
19		2:11.142	49.979	44.547	36.616	170.6	11:29:38.940
20		2:10.059	49.392	44.230	36.437	170.8	11:31:48.999
21		2:11.353	49.688	44.237	37.428	170.6	11:34:00.352
22		2:12.297	50.376	44.275	37.646	168.7	11:36:12.649
23		2:11.628	50.126	45.014	36.488	168.4	11:38:24.277
24		2:10.787	50.035	44.519	36.233	171.1	11:40:35.064
25		2:37.489	P 50.726	53.862	52.901	170.3	11:43:12.553

54

1 Miguel Abuin Taeño — Peugeot 205
2 — 2 Julio Ortiz Alonso — ÚLTIMA VUELTA

Vta	D	Tiempo	Sector 1	Sector 2	Sector 3	V.Max	Elapsed
1		10:49:09.987	10:47:51.506	43.299	35.182	64.8	10:49:09.987
2		2:03.999	47.559	41.269	35.171	171.9	10:51:13.986
3		2:02.968	47.044	41.067	34.857	173.9	10:53:16.954
4		2:06.774	49.459	42.630	34.685	170.3	10:55:23.728
5		2:11.170	P 46.485	42.073	42.612	187.8	10:57:34.898
6		4:43.776	3:19.026	47.631	37.119	68.9	11:02:18.674
7		2:09.392	50.899	43.006	35.487	169.2	11:04:28.066
8		2:07.572	49.010	42.818	35.744	172.8	11:06:35.638
9		2:10.283	50.476	43.039	36.768	170.6	11:08:45.921
10		2:07.698	47.889	43.303	36.506	183.6	11:10:53.619
11		2:08.940	49.926	42.902	36.112	156.7	11:13:02.559
12		~~2:26.757~~	P 49.297	45.229	52.231	166.4	11:15:29.316
13		7:43.131	6:28.425	40.424	34.282	95.0	11:23:12.447
14		1:59.633	46.298	39.816	33.519	197.0	11:25:12.080
15		2:02.222	46.231	41.580	34.411	190.8	11:27:14.302
16		1:59.365	46.006	39.505	33.854	191.8	11:29:13.667
17		1:59.259	45.968	39.526	33.765	181.5	11:31:12.926
18		1:58.821	46.020	39.486	33.315	172.8	11:33:11.747
19		5:43.710	P 45.816	40.839	4:17.055	192.1	11:38:55.457

55

1 Manuel Ruiz Alonso — BMW E36 320i
2 — 2 Jorge De Miguel Martín — ULTIMA VUELTA

Vta	D	Tiempo	Sector 1	Sector 2	Sector 3	V.Max	Elapsed
1		11:06:39.620	11:05:10.059	50.181	39.380	71.0	11:06:39.620
2		2:17.428	53.537	45.622	38.269	154.9	11:08:57.048
3		2:12.453	50.652	44.582	37.219	174.1	11:11:09.501
4		~~2:41.126~~	P 49.803	45.962	1:05.361	172.2	11:13:50.627
5		6:13.188	4:47.324	48.024	37.840	68.7	11:20:03.815
6		2:17.248	51.806	46.900	38.542	134.6	11:22:21.063
7		2:20.097	56.697	46.431	36.969	165.6	11:24:41.160
8		2:10.791	49.776	44.250	36.765	172.5	11:26:51.951
9		2:12.350	50.346	44.866	37.138	163.8	11:29:04.301
10		2:08.584	48.954	43.766	35.864	163.6	11:31:12.885
11		2:10.063	49.928	44.067	36.068	151.2	11:33:22.948
12			49.546	44.373		161.6	

56

1 Israel De Ana Morales — Citroen Saxo 1.6
SAXO — 2 Cristian Sosa De Ana — ISRAEL DE ANA MORALES

Vta	D	Tiempo	Sector 1	Sector 2	Sector 3	V.Max	Elapsed
1		10:45:03.356	10:43:21.157	57.049	45.150	74.0	10:45:03.356
2		2:26.830	1:00.396	49.292	37.142	125.5	10:47:30.186
3		2:11.474	50.123	45.340	36.011	166.4	10:49:41.660
4		2:09.231	49.213	43.881	36.137	169.0	10:51:50.891
5		2:10.101	49.415	44.312	36.374	168.2	10:54:00.992
6		2:10.148	49.915	44.223	36.010	164.1	10:56:11.140
7		2:08.824	49.350	43.667	35.807	166.4	10:58:19.964
8		2:10.119	49.393	44.404	36.322	168.2	11:00:30.083
9		2:23.743	P 50.339	45.246	48.158	165.8	11:02:53.826
10		4:48.665	3:25.231	46.346	37.088	64.9	11:07:42.491
11		2:10.189	49.787	44.074	36.328	164.6	11:09:52.680
12		2:09.623	49.190	43.971	36.462	164.1	11:12:02.303
13		~~2:25.046~~	P 49.354	45.999	49.693	165.8	11:14:27.349

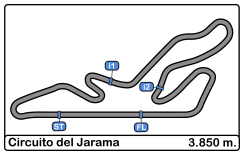

Circuito del Jarama
VI UV Endurance RACE Jarama
Entrenamiento cronometrado
Tiempos Por Vuelta

57

1 Carlos Tobar Martin — Toyota Aygo
AYGO — 2 Miguel Angel Tobar Martin — EFICAR TEAM

Vta	D	Tiempo	Sector 1	Sector 2	Sector 3	V.Max	Elapsed
1		10:44:37.095	10:42:53.677	1:01.544	41.874	68.2	10:44:37.095
2		2:32.345	58.444	52.243	41.658	139.1	10:47:09.440
3		2:26.601	56.605	49.700	40.296	143.0	10:49:36.041
4		2:26.790	56.161	50.558	40.071	147.3	10:52:02.831
5		2:21.967	53.741	49.051	39.175	149.1	10:54:24.798
6		2:44.694	57.059	50.513	57.122	149.7	10:57:09.492
7		11:43.504	10:16.537	48.430	38.537	73.0	11:08:52.996
8		2:19.593	52.851	48.332	38.410	151.8	11:11:12.589
9		2:28.889	53.090	51.628	44.171	152.3	11:13:41.478
10		2:47.851	55.119	58.986	53.746	145.7	11:16:29.329
11		3:50.154	2:21.827	48.458	39.869	77.6	11:20:19.483
12		2:19.206	52.677	48.123	38.406	153.4	11:22:38.689
13		2:29.345	52.551	48.277	48.517	151.0	11:25:08.034
14		4:55.701	3:27.196	49.471	39.034	68.2	11:30:03.735
15		2:19.697	52.834	48.298	38.565	150.2	11:32:23.432
16		2:19.800	52.656	48.448	38.696	150.4	11:34:43.232
17		2:42.670	54.060	51.511	57.099	150.0	11:37:25.902
18			1:44.895	53.659		76.4	

58

1 Sergio Lopez Mayoral — Citroen Saxo 1.6
SAXO — 2 Santiago Castilla Salinero — EFICAR TEAM

Vta	D	Tiempo	Sector 1	Sector 2	Sector 3	V.Max	Elapsed
1		10:44:20.045	10:42:40.003	58.220	41.822	73.7	10:44:20.045
2		2:20.001	57.849	45.102	37.050	127.8	10:46:40.046
3		2:22.968	50.397	48.060	44.511	162.6	10:49:03.014
4		12:16.736	10:55.855	44.290	36.591	87.8	11:01:19.750
5		2:06.993	48.793	42.768	35.432	168.2	11:03:26.743
6		2:06.607	48.462	43.007	35.138	170.3	11:05:33.350
7		2:30.171	51.857	52.114	46.200	152.3	11:08:03.521
8		12:12.328	10:44.681	47.237	40.410	79.8	11:20:15.849
9		2:14.955	51.321	46.507	37.127	157.8	11:22:30.804
10		2:21.091	50.111	44.785	46.195	154.2	11:24:51.895
11		4:07.561	2:44.310	45.139	38.112	82.9	11:28:59.456
12		2:11.780	51.401	44.132	36.247	164.3	11:31:11.236
13		2:20.526	52.600	43.822	44.104	128.1	11:33:31.762
14		4:48.480	3:28.609	43.881	35.990	90.6	11:38:20.242
15		2:07.467	49.349	43.016	35.102	176.1	11:40:27.709
16			1:00.864	53.097		125.8	

59

1 Carlos Peña Bautista — Toyota Aygo
AYGO — 2 Gabriel Alonso Savarino — EFICAR TEAM

Vta	D	Tiempo	Sector 1	Sector 2	Sector 3	V.Max	Elapsed
1		10:44:23.268	10:42:41.146	58.180	43.942	70.1	10:44:23.268
2		2:27.907	57.113	50.603	40.191	146.1	10:46:51.175
3		2:21.850	53.830	48.944	39.076	151.6	10:49:13.025
4		2:38.507	57.896	49.936	50.675	152.5	10:51:51.532
5		5:06.950	3:38.729	48.604	39.617	72.5	10:56:58.482
6		2:20.744	53.551	48.619	38.574	149.3	10:59:19.226
7		2:21.235	53.396	48.487	39.352	151.8	11:01:40.461
8		2:29.054	53.923	49.405	45.726	150.4	11:04:09.515
9		4:39.678	3:09.485	49.100	41.093	74.4	11:08:49.193
10		2:19.958	53.032	48.144	38.782	150.0	11:11:09.151
11		~~2:43.336~~	52.824	51.321	59.191	150.8	11:13:52.487
12		7:01.815	5:33.273	49.315	39.227	70.0	11:20:54.302
13		2:20.741	53.714	47.917	39.110	153.1	11:23:15.043
14		2:20.659	53.406	48.325	38.928	151.2	11:25:35.702
15		2:20.296	53.291	48.173	38.832	150.2	11:27:55.998
16		2:19.819	52.861	48.260	38.698	149.5	11:30:15.817
17		2:20.535	53.042	48.819	38.674	151.8	11:32:36.352
18		5:10.575	56.105	51.173	3:23.297	134.4	11:37:46.927

60

1 Sergio Cabal Diez — Toyota Aygo
AYGO — 2 Roberto Gomez Garcia — RASANTE SPORT

Vta	D	Tiempo	Sector 1	Sector 2	Sector 3	V.Max	Elapsed
1		10:53:57.417	10:52:29.190	49.505	38.722	62.4	10:53:57.417
2		2:20.745	53.517	48.459	38.769	150.8	10:56:18.162
3		2:21.119	53.723	48.402	38.994	150.2	10:58:39.281
4		2:21.273	53.579	48.753	38.941	150.4	11:01:00.554
5		2:30.304	53.758	48.343	48.203	148.9	11:03:30.858
6		8:05.493	6:32.305	52.812	40.376	66.4	11:11:36.351
7		~~2:29.822~~	57.158	50.533	42.131	149.7	11:14:06.173
8		2:55.823	57.100	1:14.897	43.826	147.7	11:17:01.996
9		2:28.006	56.827	50.178	41.001	143.8	11:19:30.002
10		2:35.747	55.924	50.170	49.653	149.5	11:22:05.749

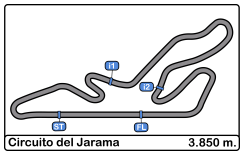

Circuito del Jarama
VI UV Endurance RACE Jarama
Entrenamiento cronometrado
Mejores Sectores

	Sector - 1			Sector - 2			Sector - 3			Vuelta Ideal vs Mejor Vuelta					
Clas	Nº	Equipo	Tiempo	Nº	Equipo	Tiempo	Nº	Equipo	Tiempo	Clas	Nº	Equipo	Vta. Ideal	Mejor Vta.	Clas
1	16	RRO RACING	44.175	19	RACING TO ENJOY	38.680	18	VSR MOTORSPORT	32.092	1	18	VSR MOTORSPORT	1:55.270	1:55.385	1
2	19	RACING TO ENJOY	44.321	18	VSR MOTORSPORT	38.766	16	RRO RACING	32.259	2	19	RACING TO ENJOY	1:55.508	1:55.901	2
3	18	VSR MOTORSPORT	44.412	21	BOYACÁ VSR	39.140	21	BOYACÁ VSR	32.368	3	16	RRO RACING	1:55.690	1:56.241	3
4	21	BOYACÁ VSR	44.566	6	DEYSCOM	39.238	19	RACING TO ENJOY	32.507	4	21	BOYACÁ VSR	1:56.074	1:56.392	4
5	6	DEYSCOM	44.965	16	RRO RACING	39.256	6	DEYSCOM	32.923	5	6	DEYSCOM	1:57.126	1:57.468	5
6	15	PIKANTO RACING	45.391	15	PIKANTO RACING	39.465	15	PIKANTO RACING	33.223	6	15	PIKANTO RACING	1:58.079	1:58.543	6
7	2	4 TEAM	45.620	54	VINELIT RACING	39.486	54	VINELIT RACING	33.315	7	54	VINELIT RACING	1:58.617	1:58.821	7
8	35	EVC	45.651	2	4 TEAM	39.777	2	4 TEAM	33.417	8	2	4 TEAM	1:58.814	1:59.232	9
9	10	JDM MOTOR 2	45.697	10	JDM MOTOR 2	39.848	10	JDM MOTOR 2	33.421	9	10	JDM MOTOR 2	1:58.966	1:58.966	8
10	54	VINELIT RACING	45.816	35	EVC	40.337	35	EVC	33.659	10	35	EVC	1:59.647	1:59.663	10
11	50	RRB Competicion	46.386	41	ÚLTIMA VUELTA	40.484	41	ÚLTIMA VUELTA	33.787	11	41	ÚLTIMA VUELTA	2:00.755	2:00.755	11
12	9	JDM MOTOR 1	46.443	9	JDM MOTOR 1	40.508	50	RRB Competicion	33.806	12	50	RRB Competicion	2:00.755	2:00.955	12
13	41	ÚLTIMA VUELTA	46.484	50	RRB Competicion	40.563	1	ASAP RACING	33.919	13	9	JDM MOTOR 1	2:01.272	2:01.538	13
14	1	ASAP RACING	46.548	1	ASAP RACING	41.067	14	OLIMPIA TECSPOR	33.943	14	1	ASAP RACING	2:01.534	2:01.848	14
15	37	MSi Race Tech	46.840	14	OLIMPIA TECSPOR	41.103	37	MSi Race Tech	34.051	15	14	OLIMPIA TECSPOR	2:01.909	2:01.922	15
16	14	OLIMPIA TECSPOR	46.863	34	EB Racing	41.201	46	4 HOMBRES Y 1 MI	34.150	16	37	MSi Race Tech	2:02.128	2:02.314	16
17	31	Primera Team	47.177	37	MSi Race Tech	41.237	9	JDM MOTOR 1	34.321	17	46	4 HOMBRES Y 1 MI	2:03.086	2:03.826	18
18	46	4 HOMBRES Y 1 MI	47.402	8	HLT MK3	41.313	4	B-MOVIE	34.602	18	31	Primera Team	2:03.446	2:03.729	17
19	4	B-MOVIE	47.477	4	B-MOVIE	41.487	31	Primera Team	34.659	19	4	B-MOVIE	2:03.566	2:04.195	20
20	8	HLT MK3	47.524	46	4 HOMBRES Y 1 MI	41.534	34	EB Racing	34.675	20	8	HLT MK3	2:03.820	2:04.518	21
21	5	DE DIEGO MOTOR	47.671	31	Primera Team	41.610	8	HLT MK3	34.983	21	34	EB Racing	2:03.990	2:04.152	19
22	36	VSR MOTORSPORT	47.870	33	VAGSPEED MOTOR	42.718	58	EFICAR TEAM SAX	35.102	22	5	DE DIEGO MOTOR	2:05.765	2:05.765	22
23	44	ALVITRUCKSPORT	47.983	58	EFICAR TEAM SAX	42.768	5	DE DIEGO MOTOR	35.236	23	44	ALVITRUCKSPORT	2:06.209	2:06.209	23
24	34	EB Racing	48.114	5	DE DIEGO MOTOR	42.858	45	Art Motorsport	35.269	24	36	VSR MOTORSPORT	2:06.309	2:06.598	24
25	33	VAGSPEED MOTOR	48.128	44	ALVITRUCKSPORT	42.916	44	ALVITRUCKSPORT	35.310	25	58	EFICAR TEAM SAX	2:06.332	2:06.607	25
26	58	EFICAR TEAM SAX	48.462	36	VSR MOTORSPORT	42.979	36	VSR MOTORSPORT	35.460	26	33	VAGSPEED MOTOR	2:06.460	2:07.044	26
27	42	Fuñigators Team	48.620	45	Art Motorsport	42.983	51	TMA-PADRISA-	35.541	27	45	Art Motorsport	2:06.956	2:08.052	29
28	51	TMA-PADRISA-	48.685	42	Fuñigators Team	43.269	33	VAGSPEED MOTOR	35.614	28	51	TMA-PADRISA-	2:07.522	2:07.923	28
29	45	Art Motorsport	48.704	51	TMA-PADRISA-	43.296	47	ALFRA-CLIMALEC	35.722	29	42	Fuñigators Team	2:07.615	2:07.794	27
30	47	ALFRA-CLIMALEC	48.799	47	ALFRA-CLIMALEC	43.442	42	Fuñigators Team	35.726	30	47	ALFRA-CLIMALEC	2:07.963	2:08.643	31
31	55	SABUESOS TEAM	48.954	56	DANACAR	43.667	56	DANACAR	35.807	31	55	SABUESOS TEAM	2:08.584	2:08.584	30
32	48	AMAZON SPORT 1	49.186	49	AMAZON SPORT 2	43.671	55	SABUESOS TEAM	35.864	32	56	DANACAR	2:08.664	2:08.824	32
33	56	DANACAR	49.190	55	SABUESOS TEAM	43.766	53	ELADIO MOTOR	36.233	33	53	ELADIO MOTOR	2:09.615	2:10.059	33
34	39	GT SPORT	49.294	53	ELADIO MOTOR	43.990	49	AMAZON SPORT 2	36.390	34	48	AMAZON SPORT 1	2:10.055	2:10.706	34
35	53	ELADIO MOTOR	49.392	48	AMAZON SPORT 1	44.381	48	AMAZON SPORT 1	36.488	35	49	AMAZON SPORT 2	2:10.114	2:11.337	35
36	49	AMAZON SPORT 2	50.053	39	GT SPORT	44.657	39	GT SPORT	36.870	36	39	GT SPORT	2:10.821	2:11.512	36
37	52	JL CRESPILLO TEA	50.619	52	JL CRESPILLO TEA	44.819	52	JL CRESPILLO TEA	36.936	37	52	JL CRESPILLO TEA	2:12.374	2:13.334	37
38	43	CLEMENTE ARROY	51.501	40	UV - TECSPORT	46.153	43	CLEMENTE ARROY	37.859	38	43	CLEMENTE ARROY	2:15.989	2:16.803	38
39	40	UV - TECSPORT	51.626	43	CLEMENTE ARROY	46.629	38	RACING for ALCALA	37.914	39	40	UV - TECSPORT	2:15.992	2:16.877	39
40	38	RACING for ALCALA	52.155	38	RACING for ALCALA	47.481	40	UV - TECSPORT	38.213	40	38	RACING for ALCALA	2:17.550	2:17.764	40
41	57	EFICAR TEAM INFE	52.551	59	EFICAR TEAM,	47.917	57	EFICAR TEAM INFE	38.406	41	57	EFICAR TEAM INFE	2:19.080	2:19.206	41
42	59	EFICAR TEAM,	52.824	57	EFICAR TEAM INFE	48.123	59	EFICAR TEAM,	38.574	42	59	EFICAR TEAM,	2:19.315	2:19.819	42
43	26	KOBE MOTOR	52.986	60	RIGA	48.343	60	RIGA	38.722	43	26	KOBE MOTOR	2:20.325	2:20.369	43
44	60	RIGA	53.517	26	KOBE MOTOR	48.476	26	KOBE MOTOR	38.863	44	60	RIGA	2:20.582	2:20.745	44

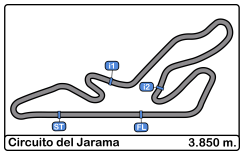

Circuito del Jarama
VI UV Endurance RACE Jarama
Entrenamiento cronometrado
5 Mejores Tiempos

					Mejor 1		Mejor 2		Mejor 3		Mejor 4		Mejor 5	
Clas	**Nº**	**Equipo**	**Vehiculo**	**Cat**	**Tiempo**	**Vta.**	**Tiempo**	**Vta.**	**Tiempo**	**Vta.**	**Tiempo**	**Vta.**	**Tiempo**	**Vta.**
1	**18**	VSR MOTORSPORT 1	BMW E36 325i	3	**1:55.385**	20	1:56.346	18	1:58.020	4	1:58.891	3	2:00.627	19
2	**19**	RACING TO ENJOY 1	BMW E36 325i	3	**1:55.901**	3	1:57.040	2	1:57.522	15	1:58.632	13	1:59.384	17
3	**16**	RRO RACING	BMW E36 325i	3	**1:56.241**	18	1:56.825	4	1:57.214	13	1:57.304	3	1:57.411	2
4	**21**	BOYACÁ VSR	BMW E36 325i	3	**1:56.392**	3	1:57.133	18	1:57.432	17	1:58.353	2	1:58.612	11
5	**6**	DEYSCOM	CITROEN AX	1	**1:57.468**	10	1:57.541	12	2:03.268	11	2:03.332	20	2:04.905	19
6	**15**	PIKANTO RACING	SEAT TOLEDO	2	**1:58.543**	23	1:59.313	18	1:59.525	21	1:59.567	20	2:02.040	15
7	**54**	VINELIT RACING GRAPHICS	Peugeot 205	2	**1:58.821**	18	1:59.259	17	1:59.365	16	1:59.633	14	2:02.222	15
8	**10**	JDM MOTOR 2	BMW E36 325i	3	**1:58.966**	20	1:59.387	21	2:00.230	22	2:00.545	19	2:01.367	5
9	**2**	4 TEAM	BMW 318	2	**1:59.232**	10	1:59.441	8	1:59.709	11	1:59.921	9	2:00.146	14
10	**35**	EVC	BMW E36 325i	3	**1:59.663**	20	1:59.921	19	2:00.478	21	2:01.268	7	2:02.595	4
11	**41**	ÚLTIMA VUELTA	Citroen AX	1	**2:00.755**	13	2:01.499	12	2:01.848	14	2:05.383	9	2:05.451	6
12	**50**	RRB Competicion	Clio 1.8 16v	2	**2:00.955**	8	2:01.419	4	2:02.093	9	2:03.920	10	2:05.977	2
13	**9**	JDM MOTOR 1	BMW E30 325i	3	**2:01.538**	18	2:01.779	17	2:01.804	19	2:03.087	14	2:03.429	13
14	**1**	ASAP RACING	Honda Civic	1	**2:01.848**	8	2:02.146	7	2:03.330	4	2:03.535	3	2:04.299	2
15	**14**	OLIMPIA TECSPORT	VW Golf MK2	2	**2:01.922**	3	2:02.592	4	2:04.427	2	2:04.755	8	2:06.057	7
16	**37**	MSi Race Tech	Honda Civic	1	**2:02.314**	4	2:02.547	13	2:03.234	12	2:05.293	10	2:05.326	3
17	**31**	Primera Team	Nissan Primera	2	**2:03.729**	20	2:04.136	21	2:04.310	22	2:04.727	19	2:04.925	15
18	**46**	4 HOMBRES Y 1 MIATA	MAZDA MX5	2	**2:03.826**	3	2:04.648	17	2:04.788	15	2:04.856	16	2:05.359	4
19	**34**	EB Racing	BMW E36 325i	3	**2:04.152**	11	2:04.550	9	2:05.731	10	2:07.021	14	2:07.392	8
20	**4**	B-MOVIE	BMW E36 320i	2	**2:04.195**	10	2:04.222	9	2:06.858	8	2:07.076	4	2:08.391	5
21	**8**	HLT MK3	VW Golf MK3	2	**2:04.518**	12	2:04.594	8	2:05.035	7	2:05.075	19	2:05.357	20
22	**5**	DE DIEGO MOTORSPORT	Citroen Saxo 1.6	SAXO	**2:05.765**	5	2:06.820	4	2:07.867	3	2:08.434	19	2:08.434	20
23	**44**	ALVITRUCKSPORT	CITROEN SAXO 1.6	SAXO	**2:06.209**	18	2:07.509	5	2:07.861	6	2:08.146	14	2:08.600	4
24	**36**	VSR MOTORSPORT SAXO	Citroen Saxo 1.6	SAXO	**2:06.598**	5	2:06.609	6	2:06.794	4	2:08.500	3	2:09.183	9
25	**58**	EFICAR TEAM SAXO	Citroen Saxo 1.6	SAXO	**2:06.607**	6	2:06.993	5	2:07.467	15	2:11.780	12	2:14.955	9
26	**33**	VAGSPEED MOTORSPORT	Citroen Saxo 8v	SAXO	**2:07.044**	13	2:07.092	12	2:07.593	11	2:08.190	10	2:08.520	7
27	**42**	Fuñigators Team	Citroen Saxo 1.6	SAXO	**2:07.794**	12	2:08.102	18	2:08.131	16	2:08.140	21	2:08.520	10
28	**51**	TMA-PADRISA-GTPERFORMAN	Citroen Saxo 1.6	SAXO	**2:07.923**	16	2:08.323	20	2:08.444	8	2:08.536	19	2:08.790	13
29	**45**	Art Motorsport	Citroen Saxo 1.6	SAXO	**2:08.052**	12	2:08.069	13	2:08.615	3	2:09.240	9	2:09.955	8
30	**55**	SABUESOS TEAM	BMW E36 320i	2	**2:08.584**	10	2:10.063	11	2:10.791	8	2:12.350	9	2:12.453	3
31	**47**	ALFRA-CLIMALEC	Citroen Saxo 1.6	SAXO	**2:08.643**	16	2:08.888	15	2:09.176	13	2:09.362	10	2:17.321	14
32	**56**	DANACAR	Citroen Saxo 1.6	SAXO	**2:08.824**	7	2:09.231	4	2:09.623	12	2:10.101	5	2:10.119	8
33	**53**	ELADIO MOTOR	Citroen Saxo 1.6	SAXO	**2:10.059**	20	2:10.757	17	2:10.787	24	2:10.865	4	2:11.141	5
34	**48**	AMAZON SPORT 1	VW Golf	2	**2:10.706**	18	2:11.173	11	2:11.666	17	2:11.887	12	2:12.425	19
35	**49**	AMAZON SPORT 2	VW Golf	2	**2:11.337**	2	2:11.399	3	2:13.687	6	2:18.519	14	2:18.670	4
36	**39**	GT SPORT	Citroen Saxo 1.6	SAXO	**2:11.512**	11	2:12.839	10	2:13.492	5	2:13.611	8	2:13.856	12
37	**52**	JL CRESPILLO TEAM	Citroen Saxo 1.6	SAXO	**2:13.334**	4	2:13.958	14	2:15.360	16	2:15.465	13	2:15.641	5
38	**43**	CLEMENTE ARROYO	Citroen Saxo 1.6	SAXO	**2:16.803**	3	2:17.664	2	2:18.073	4	2:18.522	8	2:22.142	7
39	**40**	UV - TECSPORT	Citroen Saxo 1.6	SAXO	**2:16.877**	14	2:17.283	10	2:17.454	11	2:17.660	13	2:19.824	12
40	**38**	RACING for ALCALA	Toyota Aygo	AYGO	**2:17.764**	4	2:17.852	3	2:22.603	14	2:24.326	2	2:25.335	13
41	**57**	EFICAR TEAM INFE	Toyota Aygo	AYGO	**2:19.206**	12	2:19.593	8	2:19.697	15	2:19.800	16	2:21.967	5
42	**59**	EFICAR TEAM, LOQUIMAY TEAM	Toyota Aygo	AYGO	**2:19.819**	16	2:19.958	10	2:20.296	15	2:20.535	17	2:20.659	14
43	**26**	KOBE MOTOR	Toyota Aygo	AYGO	**2:20.369**	19	2:20.860	20	2:21.440	5	2:21.455	17	2:21.709	14
44	**60**	RIGA	Toyota Aygo	AYGO	**2:20.745**	2	2:21.119	3	2:21.273	4	2:28.006	9	2:30.304	5

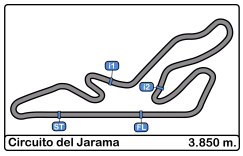

Circuito del Jarama
VI UV Endurance RACE Jarama
Entrenamiento cronometrado
5 Mejores Velocidades

					Maxima 1		Maxima 2		Maxima 3		Maxima 4		Maxima 5		
Clas	**Nº**	**Equipo**	**Vehiculo**	**Cat**	**Km/h**	**Vta.**	**Km/h**	**Vta.**	**Km/h**	**Vta.**	**Km/h**	**Vta.**	**Km/h**	**Vta.**	**Media**
1	**16**	RRO RACING	BMW E36 325i	3	**200.3**	5	198.1	3	196.7	4	196.3	17	194.9	2	197.3
2	**21**	BOYACÁ VSR	BMW E36 325i	3	**198.1**	10	192.5	4	192.5	19	192.1	11	191.1	3	193.3
3	**19**	RACING TO ENJOY 1	BMW E36 325i	3	**197.8**	4	193.8	7	192.8	3	191.4	2	190.4	6	193.3
4	**35**	EVC	BMW E36 325i	3	**197.0**	20	194.9	4	194.9	8	191.8	5	191.4	19	194.0
5	**54**	VINELIT RACING GRAPHICS	Peugeot 205	2	**197.0**	14	192.1	19	191.8	16	190.8	15	187.8	5	191.9
6	**10**	JDM MOTOR 2	BMW E36 325i	3	**195.2**	5	191.8	6	191.8	21	189.4	22	187.5	3	191.1
7	**15**	PIKANTO RACING	SEAT TOLEDO	2	**195.2**	19	195.2	21	195.2	23	194.9	20	191.4	18	194.4
8	**18**	VSR MOTORSPORT 1	BMW E36 325i	3	**195.2**	20	192.5	4	192.5	9	191.8	18	189.1	11	192.2
9	**34**	EB Racing	BMW E36 325i	3	**192.8**	9	192.1	10	183.6	11	182.4	8	180.3	16	186.2
10	**2**	4 TEAM	BMW 318	2	**191.4**	11	189.8	9	189.4	15	188.8	16	188.4	8	189.6
11	**1**	ASAP RACING	Honda Civic	1	**190.4**	9	188.1	8	186.8	7	176.1	5	175.6	4	183.4
12	**6**	DEYSCOM	CITROEN AX	1	**189.4**	10	189.4	11	189.4	12	188.1	7	187.5	8	188.8
13	**9**	JDM MOTOR 1	BMW E30 325i	3	**189.4**	17	188.1	14	187.1	18	184.6	19	182.1	13	186.3
14	**50**	RRB Competicion	Clio 1.8 16v	2	**188.4**	5	186.8	9	185.2	8	184.9	10	183.9	4	185.8
15	**4**	B-MOVIE	BMW E36 320i	2	**187.1**	11	185.8	4	183.9	9	183.3	8	182.1	10	184.5
16	**49**	AMAZON SPORT 2	VW Golf	2	**184.6**	3	169.5	15	165.3	7	164.1	14	161.1	2	168.9
17	**8**	HLT MK3	VW Golf MK3	2	**183.9**	18	180.9	8	180.6	16	179.4	19	179.1	7	180.7
18	**14**	OLIMPIA TECSPORT	VW Golf MK2	2	**183.3**	3	180.6	4	176.4	18	174.4	8	173.0	15	177.5
19	**41**	ÚLTIMA VUELTA	Citroen AX	1	**181.5**	12	181.2	15	180.3	14	179.7	13	174.7	3	179.4
20	**31**	Primera Team	Nissan Primera	2	**179.1**	20	178.5	11	177.3	22	175.0	16	174.4	21	176.8
21	**5**	DE DIEGO MOTORSPORT	Citroen Saxo 1.6	SAXO	**176.7**	5	174.4	4	174.1	19	174.1	23	173.9	3	174.7
22	**58**	EFICAR TEAM SAXO	Citroen Saxo 1.6	SAXO	**176.1**	15	170.3	6	168.2	5	164.3	12	162.6	3	168.3
23	**33**	VAGSPEED MOTORSPORT	Citroen Saxo 8v	SAXO	**175.3**	12	174.7	11	174.7	13	174.1	6	174.1	14	174.6
24	**45**	Art Motorsport	Citroen Saxo 1.6	SAXO	**175.3**	13	171.1	14	170.6	9	170.3	4	169.2	8	171.3
25	**36**	VSR MOTORSPORT SAXO	Citroen Saxo 1.6	SAXO	**175.0**	6	174.1	7	173.3	4	173.3	5	172.2	3	173.6
26	**46**	4 HOMBRES Y 1 MIATA	MAZDA MX5	2	**174.4**	5	174.1	4	173.0	17	172.8	16	172.2	14	173.3
27	**55**	SABUESOS TEAM	BMW E36 320i	2	**174.1**	3	172.5	8	172.2	4	165.6	7	163.8	9	169.6
28	**47**	ALFRA-CLIMALEC	Citroen Saxo 1.6	SAXO	**173.6**	17	172.2	16	171.9	15	171.7	11	169.2	10	171.7
29	**42**	Fuñigators Team	Citroen Saxo 1.6	SAXO	**172.5**	16	172.5	21	172.2	17	171.9	18	170.8	13	172.0
30	**44**	ALVITRUCKSPORT	CITROEN SAXO 1.6	SAXO	**172.5**	10	172.5	18	172.2	14	171.7	11	171.7	16	172.1
31	**53**	ELADIO MOTOR	Citroen Saxo 1.6	SAXO	**172.5**	17	171.7	6	171.1	24	170.8	5	170.8	20	171.4
32	**39**	GT SPORT	Citroen Saxo 1.6	SAXO	**171.7**	5	171.4	11	170.8	10	170.8	13	169.0	6	170.7
33	**51**	TMA-PADRISA-GTPERFORMAN	Citroen Saxo 1.6	SAXO	**171.7**	14	170.8	11	170.0	5	170.0	7	169.5	8	170.4
34	**48**	AMAZON SPORT 1	VW Golf	2	**170.3**	14	168.4	12	167.4	3	165.1	4	163.3	18	166.9
35	**52**	JL CRESPILLO TEAM	Citroen Saxo 1.6	SAXO	**169.2**	14	168.4	15	167.7	5	165.1	17	164.3	11	166.9
36	**56**	DANACAR	Citroen Saxo 1.6	SAXO	**169.0**	4	168.2	5	168.2	8	166.4	3	166.4	7	167.6
37	**40**	UV - TECSPORT	Citroen Saxo 1.6	SAXO	**165.3**	13	165.3	14	164.1	12	163.1	11	161.1	8	163.8
38	**43**	CLEMENTE ARROYO	Citroen Saxo 1.6	SAXO	**161.1**	8	160.7	3	160.0	4	160.0	5	159.2	9	160.2
39	**57**	EFICAR TEAM INFE	Toyota Aygo	AYGO	**153.4**	12	152.3	9	151.8	8	151.0	13	150.4	16	151.8
40	**59**	EFICAR TEAM, LOQUIMAY TEAM	Toyota Aygo	AYGO	**153.1**	13	152.5	4	151.8	7	151.8	17	151.6	3	152.2
41	**26**	KOBE MOTOR	Toyota Aygo	AYGO	**152.1**	12	151.0	3	150.8	11	150.6	9	150.6	10	151.0
42	**38**	RACING for ALCALA	Toyota Aygo	AYGO	**151.6**	15	150.8	3	150.8	4	150.2	14	149.3	9	150.5
43	**60**	RIGA	Toyota Aygo	AYGO	**150.8**	2	150.4	4	150.2	3	149.7	7	149.5	10	150.1

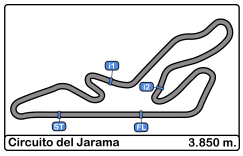

Circuito del Jarama
VI UV Endurance RACE Jarama
Entrenamiento cronometrado
Secuencia Vueltas Rapidas

Vta	Hora Día	T Sesion	Nº	Equipo	Vehiculo	Cat	Time	Km/h
2	10:44:17.623	4:17.623	**35**	EVC	BMW E36 325i	3	**2:03.608**	112.1
2	10:44:54.776	4:54.776	**16**	RRO RACING	BMW E36 325i	3	**1:57.411**	118.0
3	10:46:52.080	6:52.080	**16**	RRO RACING	BMW E36 325i	3	**1:57.304**	118.1
3	10:48:13.541	8:13.541	**21**	BOYACÁ VSR	BMW E36 325i	3	**1:56.392**	119.0
3	10:51:04.285	11:04.285	**19**	RACING TO ENJOY 1	BMW E36 325i	3	**1:55.901**	119.5
20	11:32:59.966	52:59.966	**18**	VSR MOTORSPORT 1	BMW E36 325i	3	**1:55.385**	120.1

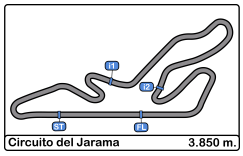

Circuito del Jarama
VI UV Endurance RACE Jarama
Entrenamiento cronometrado
Mejor Maxima Velocidad del Evento

Nº	Equipo	Vehiculo	Cat	Clas	Km/h	Sesion
16	RRO RACING	BMW E36 325i	3	1	**200.3**	Entrenamiento cronometrado
21	BOYACÁ VSR	BMW E36 325i	3	2	**198.1**	Entrenamiento cronometrado
19	RACING TO ENJOY 1	BMW E36 325i	3	3	**197.8**	Entrenamiento cronometrado
54	VINELIT RACING GRAPHICS	Peugeot 205	2	1	**197.0**	Entrenamiento cronometrado
35	EVC	BMW E36 325i	3	4	**197.0**	Entrenamiento cronometrado
10	JDM MOTOR 2	BMW E36 325i	3	5	**195.2**	Entrenamiento cronometrado
15	PIKANTO RACING	SEAT TOLEDO	2	2	**195.2**	Entrenamiento cronometrado
18	VSR MOTORSPORT 1	BMW E36 325i	3	6	**195.2**	Entrenamiento cronometrado
34	EB Racing	BMW E36 325i	3	7	**192.8**	Entrenamiento cronometrado
2	4 TEAM	BMW 318	2	3	**191.4**	Entrenamiento cronometrado
1	ASAP RACING	Honda Civic	1	1	**190.4**	Entrenamiento cronometrado
6	DEYSCOM	CITROEN AX	1	2	**189.4**	Entrenamiento cronometrado
9	JDM MOTOR 1	BMW E30 325i	3	8	**189.4**	Entrenamiento cronometrado
50	RRB Competicion	Clio 1.8 16v	2	4	**188.4**	Entrenamiento cronometrado
4	B-MOVIE	BMW E36 320i	2	5	**187.1**	Entrenamiento cronometrado
49	AMAZON SPORT 2	VW Golf	2	6	**184.6**	Entrenamiento cronometrado
8	HLT MK3	VW Golf MK3	2	7	**183.9**	Entrenamiento cronometrado
14	OLIMPIA TECSPORT	VW Golf MK2	2	8	**183.3**	Entrenamiento cronometrado
41	ÚLTIMA VUELTA	Citroen AX	1	3	**181.5**	Entrenamiento cronometrado
31	Primera Team	Nissan Primera	2	9	**179.1**	Entrenamiento cronometrado
5	DE DIEGO MOTORSPORT	Citroen Saxo 1.6	SAX	1	**176.7**	Entrenamiento cronometrado
58	EFICAR TEAM SAXO	Citroen Saxo 1.6	SAX	2	**176.1**	Entrenamiento cronometrado
33	VAGSPEED MOTORSPORT	Citroen Saxo 8v	SAX	3	**175.3**	Entrenamiento cronometrado
45	Art Motorsport	Citroen Saxo 1.6	SAX	4	**175.3**	Entrenamiento cronometrado
36	VSR MOTORSPORT SAXO	Citroen Saxo 1.6	SAX	5	**175.0**	Entrenamiento cronometrado
46	4 HOMBRES Y 1 MIATA	MAZDA MX5	2	10	**174.4**	Entrenamiento cronometrado
55	SABUESOS TEAM	BMW E36 320i	2	11	**174.1**	Entrenamiento cronometrado
47	ALFRA-CLIMALEC	Citroen Saxo 1.6	SAX	6	**173.6**	Entrenamiento cronometrado
44	ALVITRUCKSPORT	CITROEN SAXO	SAX	7	**172.5**	Entrenamiento cronometrado
53	ELADIO MOTOR	Citroen Saxo 1.6	SAX	8	**172.5**	Entrenamiento cronometrado
42	Fuñigators Team	Citroen Saxo 1.6	SAX	9	**172.5**	Entrenamiento cronometrado
39	GT SPORT	Citroen Saxo 1.6	SAX	10	**171.7**	Entrenamiento cronometrado
51	TMA-PADRISA-	Citroen Saxo 1.6	SAX	11	**171.7**	Entrenamiento cronometrado
48	AMAZON SPORT 1	VW Golf	2	12	**170.3**	Entrenamiento cronometrado
52	JL CRESPILLO TEAM	Citroen Saxo 1.6	SAX	12	**169.2**	Entrenamiento cronometrado
56	DANACAR	Citroen Saxo 1.6	SAX	13	**169.0**	Entrenamiento cronometrado
40	UV - TECSPORT	Citroen Saxo 1.6	SAX	14	**165.3**	Entrenamiento cronometrado
43	CLEMENTE ARROYO	Citroen Saxo 1.6	SAX	15	**161.1**	Entrenamiento cronometrado
57	EFICAR TEAM INFE	Toyota Aygo	AYG	1	**153.4**	Entrenamiento cronometrado

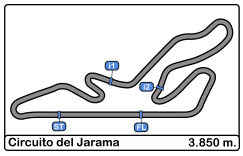

Circuito del Jarama
VI UV Endurance RACE Jarama
Entrenamiento cronometrado
Mejor Maxima Velocidad del Evento

59	EFICAR TEAM, LOQUIMAY	Toyota Aygo	AYG	2	**153.1**	Entrenamiento cronometrado
26	KOBE MOTOR	Toyota Aygo	AYG	3	**152.1**	Entrenamiento cronometrado
38	RACING for ALCALA	Toyota Aygo	AYG	4	**151.6**	Entrenamiento cronometrado
60	RIGA	Toyota Aygo	AYG	5	**150.8**	Entrenamiento cronometrado

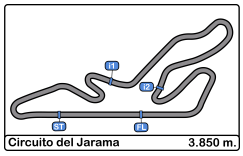

Circuito del Jarama
VI UV Endurance RACE Jarama
Entrenamiento cronometrado
Tiempos Parada en Pit

1 ASAP RACING
Honda Civic — 1

Nr.	Hora Día Entrada	Tiempo Entrada	Tiempo Salida	Tiempo Box	Tiempo Box Total
1	10:53:36.443	10:53:36.443	10:55:49.439	0:02:12.996	0:02:12.996
2	11:04:11.075	11:04:11.075	11:06:21.170	0:02:10.095	0:04:23.091
3	11:14:17.148	11:14:17.148	11:18:08.964	0:03:51.816	0:08:14.907
4	11:22:27.060	11:22:27.060	11:25:36.158	0:03:09.098	0:11:24.005

2 4 TEAM
BMW 318 — 2

Nr.	Hora Día Entrada	Tiempo Entrada	Tiempo Salida	Tiempo Box	Tiempo Box Total
1	10:54:12.956	10:54:12.956	10:57:16.706	0:03:03.750	0:03:03.750
2	11:13:42.293	11:13:42.293	11:17:00.199	0:03:17.906	0:06:21.656

4 B-MOVIE
BMW E36 320i — 2

Nr.	Hora Día Entrada	Tiempo Entrada	Tiempo Salida	Tiempo Box	Tiempo Box Total
1	10:54:10.157	10:54:10.157	10:57:01.678	0:02:51.521	0:02:51.521

5 DE DIEGO MOTORSPORT
Citroen Saxo 1.6 — SAXO

Nr.	Hora Día Entrada	Tiempo Entrada	Tiempo Salida	Tiempo Box	Tiempo Box Total
1	10:54:05.786	10:54:05.786	10:57:45.540	0:03:39.754	0:03:39.754
2	11:08:58.597	11:08:58.597	11:11:25.797	0:02:27.200	0:06:06.954

6 DEYSCOM
CITROEN AX — 1

Nr.	Hora Día Entrada	Tiempo Entrada	Tiempo Salida	Tiempo Box	Tiempo Box Total
1	10:51:22.098	10:51:22.098	10:54:36.408	0:03:14.310	0:03:14.310
2	11:13:48.794	11:13:48.794	11:15:56.710	0:02:07.916	0:05:22.226
3	11:24:33.977	11:24:33.977	11:28:32.914	0:03:58.937	0:09:21.163

8 HLT MK3
VW Golf MK3 — 2

Nr.	Hora Día Entrada	Tiempo Entrada	Tiempo Salida	Tiempo Box	Tiempo Box Total
1	10:46:11.759	10:46:11.759	10:46:48.085	0:00:36.326	0:00:36.326
2	10:53:11.525	10:53:11.525	10:56:56.334	0:03:44.809	0:04:21.135
3	11:05:26.290	11:05:26.290	11:13:03.380	0:07:37.090	0:11:58.225
4	11:24:23.275	11:24:23.275	11:28:51.240	0:04:27.965	0:16:26.190

9 JDM MOTOR 1
BMW E30 325i — 3

Nr.	Hora Día Entrada	Tiempo Entrada	Tiempo Salida	Tiempo Box	Tiempo Box Total
1	10:47:11.423	10:47:11.423	10:51:00.119	0:03:48.696	0:03:48.696
2	10:55:34.712	10:55:34.712	11:00:56.962	0:05:22.250	0:09:10.946
3	11:12:05.423	11:12:05.423	11:15:46.140	0:03:40.717	0:12:51.663
4	11:28:43.190	11:28:43.190	11:31:15.140	0:02:31.950	0:15:23.613

10 JDM MOTOR 2
BMW E36 325i — 3

Nr.	Hora Día Entrada	Tiempo Entrada	Tiempo Salida	Tiempo Box	Tiempo Box Total
1	10:54:14.121	10:54:14.121	10:57:25.841	0:03:11.720	0:03:11.720
2	11:10:18.015	11:10:18.015	11:14:09.858	0:03:51.843	0:07:03.563
3	11:25:15.190	11:25:15.190	11:27:57.033	0:02:41.843	0:09:45.406

14 OLIMPIA TECSPORT
VW Golf MK2 — 2

Nr.	Hora Día Entrada	Tiempo Entrada	Tiempo Salida	Tiempo Box	Tiempo Box Total
1	10:53:39.236	10:53:39.236	10:55:40.249	0:02:01.013	0:02:01.013
2	11:06:20.552	11:06:20.552	11:09:14.725	0:02:54.173	0:04:55.186
3	11:16:17.170	11:16:17.170	11:19:00.546	0:02:43.376	0:07:38.562
4	11:25:43.662	11:25:43.662	11:27:51.234	0:02:07.572	0:09:46.134

15 PIKANTO RACING
SEAT TOLEDO — 2

Nr.	Hora Día Entrada	Tiempo Entrada	Tiempo Salida	Tiempo Box	Tiempo Box Total
1	10:56:09.471	10:56:09.471	11:01:01.810	0:04:52.339	0:04:52.339
2	11:11:53.481	11:11:53.481	11:13:33.673	0:01:40.192	0:06:32.531
3	11:24:00.398	11:24:00.398	11:26:18.360	0:02:17.962	0:08:50.493

16 RRO RACING
BMW E36 325i — 3

Nr.	Hora Día Entrada	Tiempo Entrada	Tiempo Salida	Tiempo Box	Tiempo Box Total
1	10:50:52.545	10:50:52.545	10:53:17.155	0:02:24.610	0:02:24.610
2	11:05:29.265	11:05:29.265	11:08:23.219	0:02:53.954	0:05:18.564
3	11:17:06.187	11:17:06.187	11:19:47.486	0:02:41.299	0:07:59.863

18 VSR MOTORSPORT 1
BMW E36 325i — 3

Nr.	Hora Día Entrada	Tiempo Entrada	Tiempo Salida	Tiempo Box	Tiempo Box Total
1	10:53:33.429	10:53:33.429	10:56:24.630	0:02:51.201	0:02:51.201
2	11:10:50.292	11:10:50.292	11:12:51.105	0:02:00.813	0:04:52.014
3	11:21:30.599	11:21:30.599	11:25:09.803	0:03:39.204	0:08:31.218

19 RACING TO ENJOY 1
BMW E36 325i — 3

Nr.	Hora Día Entrada	Tiempo Entrada	Tiempo Salida	Tiempo Box	Tiempo Box Total
1	10:53:14.461	10:53:14.461	10:58:11.567	0:04:57.106	0:04:57.106
2	11:04:37.869	11:04:37.869	11:07:12.868	0:02:34.999	0:07:32.105
3	11:16:05.378	11:16:05.378	11:18:54.183	0:02:48.805	0:10:20.910

21 BOYACÁ VSR
BMW E36 325i — 3

Nr.	Hora Día Entrada	Tiempo Entrada	Tiempo Salida	Tiempo Box	Tiempo Box Total
1	10:50:13.277	10:50:13.277	10:53:15.675	0:03:02.398	0:03:02.398
2	11:01:23.773	11:01:23.773	11:04:29.284	0:03:05.511	0:06:07.909
3	11:12:35.027	11:12:35.027	11:17:15.109	0:04:40.082	0:10:47.991

26 KOBE MOTOR
Toyota Aygo — AYGO

Nr.	Hora Día Entrada	Tiempo Entrada	Tiempo Salida	Tiempo Box	Tiempo Box Total
1	10:56:41.004	10:56:41.004	10:59:32.093	0:02:51.089	0:02:51.089
2	11:21:22.733	11:21:22.733	11:23:23.353	0:02:00.620	0:04:51.709

31 Primera Team
Nissan Primera — 2

Nr.	Hora Día Entrada	Tiempo Entrada	Tiempo Salida	Tiempo Box	Tiempo Box Total
1	10:55:30.804	10:55:30.804	10:58:17.877	0:02:47.073	0:02:47.073
2	11:09:19.963	11:09:19.963	11:14:51.812	0:05:31.849	0:08:18.922
3	11:28:08.955	11:28:08.955	11:30:24.149	0:02:15.194	0:10:34.116

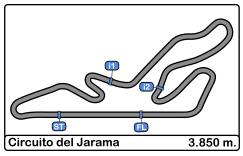

Circuito del Jarama
VI UV Endurance RACE Jarama
Entrenamiento cronometrado
Tiempos Parada en Pit

33 VAGSPEED MOTORSPORT

Citroen Saxo 8v — SAXO

Nr.	Hora Día Entrada	Tiempo Entrada	Tiempo Salida	Tiempo Box	Tiempo Box Total
1	10:59:20.425	10:59:20.425	11:01:32.601	0:02:12.176	0:02:12.176
2	11:14:28.736	11:14:28.736	11:18:04.979	0:03:36.243	0:05:48.419

34 EB Racing

BMW E36 325i — 3

Nr.	Hora Día Entrada	Tiempo Entrada	Tiempo Salida	Tiempo Box	Tiempo Box Total
1	10:55:54.228	10:55:54.228	11:00:04.067	0:04:09.839	0:04:09.839
2	11:12:50.667	11:12:50.667	11:16:20.878	0:03:30.211	0:07:40.050

35 EVC

BMW E36 325i — 3

Nr.	Hora Día Entrada	Tiempo Entrada	Tiempo Salida	Tiempo Box	Tiempo Box Total
1	10:50:32.132	10:50:32.132	10:54:55.871	0:04:23.739	0:04:23.739
2	11:05:24.223	11:05:24.223	11:07:14.429	0:01:50.206	0:06:13.945
3	11:16:15.004	11:16:15.004	11:18:23.024	0:02:08.020	0:08:21.965
4	11:24:44.035	11:24:44.035	11:26:39.946	0:01:55.911	0:10:17.876

36 VSR MOTORSPORT SAXO

Citroen Saxo 1.6 — SAXO

Nr.	Hora Día Entrada	Tiempo Entrada	Tiempo Salida	Tiempo Box	Tiempo Box Total
1	10:56:16.021	10:56:16.021	10:58:38.995	0:02:22.974	0:02:22.974
2	11:05:20.929	11:05:20.929	11:10:20.548	0:04:59.619	0:07:22.593

37 MSi Race Tech

Honda Civic — 1

Nr.	Hora Día Entrada	Tiempo Entrada	Tiempo Salida	Tiempo Box	Tiempo Box Total
1	10:51:03.496	10:51:03.496	10:55:14.853	0:04:11.357	0:04:11.357
2	11:15:00.429	11:15:00.429	11:18:14.402	0:03:13.973	0:07:25.330

38 RACING for ALCALA

Toyota Aygo — AYGO

Nr.	Hora Día Entrada	Tiempo Entrada	Tiempo Salida	Tiempo Box	Tiempo Box Total
1	10:55:23.037	10:55:23.037	11:00:08.854	0:04:45.817	0:04:45.817
2	11:12:58.302	11:12:58.302	11:16:17.634	0:03:19.332	0:08:05.149

40 UV - TECSPORT

Citroen Saxo 1.6 — SAXO

Nr.	Hora Día Entrada	Tiempo Entrada	Tiempo Salida	Tiempo Box	Tiempo Box Total
1	11:00:57.302	11:00:57.302	11:06:52.024	0:05:54.722	0:05:54.722
2	11:14:06.390	11:14:06.390	11:15:55.078	0:01:48.688	0:07:43.410
3	11:34:29.944	11:34:29.944	11:35:37.037	0:01:07.093	0:08:50.503

41 ÚLTIMA VUELTA

Citroen AX — 1

Nr.	Hora Día Entrada	Tiempo Entrada	Tiempo Salida	Tiempo Box	Tiempo Box Total
1	10:59:28.726	10:59:28.726	11:01:31.888	0:02:03.162	0:02:03.162
2	11:08:01.517	11:08:01.517	11:18:35.725	0:10:34.208	0:12:37.370
3	11:25:03.509	11:25:03.509	11:27:44.407	0:02:40.898	0:15:18.268
4	11:38:04.629	11:38:04.629	11:40:00.532	0:01:55.903	0:17:14.171

42 Fuñigators Team

Citroen Saxo 1.6 — SAXO

Nr.	Hora Día Entrada	Tiempo Entrada	Tiempo Salida	Tiempo Box	Tiempo Box Total
1	10:58:05.270	10:58:05.270	11:01:30.411	0:03:25.141	0:03:25.141
2	11:14:39.091	11:14:39.091	11:19:24.212	0:04:45.121	0:08:10.262

43 CLEMENTE ARROYO

Citroen Saxo 1.6 — SAXO

Nr.	Hora Día Entrada	Tiempo Entrada	Tiempo Salida	Tiempo Box	Tiempo Box Total
1	10:55:57.012	10:55:57.012	11:03:51.576	0:07:54.564	0:07:54.564

44 ALVITRUCKSPORT

CITROEN SAXO 1.6 — SAXO

Nr.	Hora Día Entrada	Tiempo Entrada	Tiempo Salida	Tiempo Box	Tiempo Box Total
1	11:00:50.438	11:00:50.438	11:03:22.609	0:02:32.171	0:02:32.171
2	11:14:32.924	11:14:32.924	11:19:04.981	0:04:32.057	0:07:04.228
3	11:28:11.334	11:28:11.334	11:30:25.174	0:02:13.840	0:09:18.068

45 Art Motorsport

Citroen Saxo 1.6 — SAXO

Nr.	Hora Día Entrada	Tiempo Entrada	Tiempo Salida	Tiempo Box	Tiempo Box Total
1	10:50:50.603	10:50:50.603	11:17:34.374	0:26:43.771	0:26:43.771
2	11:31:57.874	11:31:57.874	11:34:02.302	0:02:04.428	0:28:48.199

46 4 HOMBRES Y 1 MIATA

MAZDA MX5 — 2

Nr.	Hora Día Entrada	Tiempo Entrada	Tiempo Salida	Tiempo Box	Tiempo Box Total
1	10:51:31.024	10:51:31.024	10:55:55.435	0:04:24.411	0:04:24.411
2	11:09:04.965	11:09:04.965	11:12:43.845	0:03:38.880	0:08:03.291

47 ALFRA-CLIMALEC

Citroen Saxo 1.6 — SAXO

Nr.	Hora Día Entrada	Tiempo Entrada	Tiempo Salida	Tiempo Box	Tiempo Box Total
1	10:58:33.533	10:58:33.533	11:00:46.136	0:02:12.603	0:02:12.603
2	11:10:13.899	11:10:13.899	11:12:19.387	0:02:05.488	0:04:18.091
3	11:21:31.411	11:21:31.411	11:24:52.439	0:03:21.028	0:07:39.119

48 AMAZON SPORT 1

VW Golf — 2

Nr.	Hora Día Entrada	Tiempo Entrada	Tiempo Salida	Tiempo Box	Tiempo Box Total
1	10:55:52.453	10:55:52.453	10:59:06.902	0:03:14.449	0:03:14.449
2	11:06:36.567	11:06:36.567	11:09:30.745	0:02:54.178	0:06:08.627
3	11:14:58.872	11:14:58.872	11:18:31.120	0:03:32.248	0:09:40.875

49 AMAZON SPORT 2

VW Golf — 2

Nr.	Hora Día Entrada	Tiempo Entrada	Tiempo Salida	Tiempo Box	Tiempo Box Total
1	10:49:56.201	10:49:56.201	10:52:37.471	0:02:41.270	0:02:41.270
2	10:59:27.259	10:59:27.259	11:02:12.306	0:02:45.047	0:05:26.317
3	11:12:00.315	11:12:00.315	11:14:37.777	0:02:37.462	0:08:03.779

50 RRB Competicion

Clio 1.8 16v — 2

Nr.	Hora Día Entrada	Tiempo Entrada	Tiempo Salida	Tiempo Box	Tiempo Box Total
1	11:08:15.564	11:08:15.564	11:12:05.030	0:03:49.466	0:03:49.466
2	11:14:27.453	11:14:27.453	11:22:04.881	0:07:37.428	0:11:26.894
3	11:32:46.101	11:32:46.101	11:35:22.010	0:02:35.909	0:14:02.803

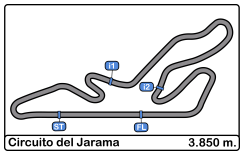

Circuito del Jarama
VI UV Endurance RACE Jarama
Entrenamiento cronometrado
Tiempos Parada en Pit

51 TMA-PADRISA-GTPERFORMANCE

Citroen Saxo 1.6 — SAXO

Nr.	Hora Día Entrada	Tiempo Entrada	Tiempo Salida	Tiempo Box	Tiempo Box Total
1	11:01:16.163	11:01:16.163	11:09:47.181	0:08:31.018	0:08:31.018
2	11:14:19.113	11:14:19.113	11:18:26.914	0:04:07.801	0:12:38.819
3	11:31:39.955	11:31:39.955	11:33:36.561	0:01:56.606	0:14:35.425

52 JL CRESPILLO TEAM

Citroen Saxo 1.6 — SAXO

Nr.	Hora Día Entrada	Tiempo Entrada	Tiempo Salida	Tiempo Box	Tiempo Box Total
1	10:43:04.177	10:43:04.177	10:49:12.161	0:06:07.984	0:06:07.984
2	11:00:48.401	11:00:48.401	11:10:37.071	0:09:48.670	0:15:56.654
3	11:22:33.997	11:22:33.997	11:24:58.045	0:02:24.048	0:18:20.702

53 ELADIO MOTOR

Citroen Saxo 1.6 — SAXO

Nr.	Hora Día Entrada	Tiempo Entrada	Tiempo Salida	Tiempo Box	Tiempo Box Total
1	10:53:48.179	10:53:48.179	10:58:15.411	0:04:27.232	0:04:27.232
2	11:14:01.725	11:14:01.725	11:16:29.201	0:02:27.476	0:06:54.708

54 VINELIT RACING GRAPHICS

Peugeot 205 — 2

Nr.	Hora Día Entrada	Tiempo Entrada	Tiempo Salida	Tiempo Box	Tiempo Box Total
1	10:57:31.214	10:57:31.214	11:00:01.286	0:02:30.072	0:02:30.072
2	11:15:23.959	11:15:23.959	11:21:12.877	0:05:48.918	0:08:18.990

55 SABUESOS TEAM

BMW E36 320i — 2

Nr.	Hora Día Entrada	Tiempo Entrada	Tiempo Salida	Tiempo Box	Tiempo Box Total
1	11:13:45.165	11:13:45.165	11:17:46.174	0:04:01.009	0:04:01.009

56 DANACAR

Citroen Saxo 1.6 — SAXO

Nr.	Hora Día Entrada	Tiempo Entrada	Tiempo Salida	Tiempo Box	Tiempo Box Total
1	11:02:49.820	11:02:49.820	11:05:27.993	0:02:38.173	0:02:38.173

57 EFICAR TEAM INFE

Toyota Aygo — AYGO

Nr.	Hora Día Entrada	Tiempo Entrada	Tiempo Salida	Tiempo Box	Tiempo Box Total
1	10:57:02.919	10:57:02.919	11:06:35.655	0:09:32.736	0:09:32.736
2	11:16:22.651	11:16:22.651	11:18:03.110	0:01:40.459	0:11:13.195
3	11:25:02.254	11:25:02.254	11:27:43.475	0:02:41.221	0:13:54.416
4	11:37:19.676	11:37:19.676	11:38:16.539	0:00:56.863	0:14:51.279

58 EFICAR TEAM SAXO

Citroen Saxo 1.6 — SAXO

Nr.	Hora Día Entrada	Tiempo Entrada	Tiempo Salida	Tiempo Box	Tiempo Box Total
1	10:48:59.926	10:48:59.926	10:59:12.720	0:10:12.794	0:10:12.794
2	11:08:00.304	11:08:00.304	11:17:56.496	0:09:56.192	0:20:08.986
3	11:24:47.590	11:24:47.590	11:26:43.466	0:01:55.876	0:22:04.862
4	11:33:28.489	11:33:28.489	11:36:14.403	0:02:45.914	0:24:50.776

59 EFICAR TEAM, LOQUIMAY TEAM

Toyota Aygo — AYGO

Nr.	Hora Día Entrada	Tiempo Entrada	Tiempo Salida	Tiempo Box	Tiempo Box Total
1	10:51:46.272	10:51:46.272	10:54:40.145	0:02:53.873	0:02:53.873
2	11:04:05.946	11:04:05.946	11:06:25.359	0:02:19.413	0:05:13.286
3	11:13:46.708	11:13:46.708	11:18:33.905	0:04:47.197	0:10:00.483

60 RIGA

Toyota Aygo — AYGO

Nr.	Hora Día Entrada	Tiempo Entrada	Tiempo Salida	Tiempo Box	Tiempo Box Total
1	11:03:27.009	11:03:27.009	11:09:09.098	0:05:42.089	0:05:42.089

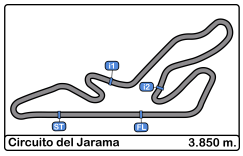

Circuito del Jarama
VI UV Endurance RACE Jarama
Entrenamiento cronometrado
Resultados Finales

Clas	Nº	Equipo	Vehiculo	Cat	Clas	N.V.	V.R.	Tiempo	Dif 1º	Dif Ant.	Km/h
1	**18**	VSR MOTORSPORT 1	BMW E36 325i	3	1	21	**20**	**1:55.385**			120.1
2	**19**	RACING TO ENJOY 1	BMW E36 325i	3	2	19	**3**	**1:55.901**	0.516	0.516	119.5
3	**16**	RRO RACING	BMW E36 325i	3	3	20	**18**	**1:56.241**	0.856	0.340	119.2
4	**21**	BOYACÁ VSR	BMW E36 325i	3	4	19	**3**	**1:56.392**	1.007	0.151	119.0
5	**6**	DEYSCOM	CITROEN AX	1	1	20	**10**	**1:57.468**	2.083	1.076	117.9
6	**15**	PIKANTO RACING	SEAT TOLEDO	2	1	23	**23**	**1:58.543**	3.158	1.075	116.9
7	**54**	VINELIT RACING GRAPHICS	Peugeot 205	2	2	19	**18**	**1:58.821**	3.436	0.278	116.6
8	**10**	JDM MOTOR 2	BMW E36 325i	3	5	22	**20**	**1:58.966**	3.581	0.145	116.5
9	**2**	4 TEAM	BMW 318	2	3	17	**10**	**1:59.232**	3.847	0.266	116.2
10	**35**	EVC	BMW E36 325i	3	6	21	**20**	**1:59.663**	4.278	0.431	115.8
11	**41**	ÚLTIMA VUELTA	Citroen AX	1	2	15	**13**	**2:00.755**	5.370	1.092	114.7
12	**50**	RRB Competicion	Clio 1.8 16v	2	4	12	**8**	**2:00.955**	5.570	0.200	114.5
13	**9**	JDM MOTOR 1	BMW E30 325i	3	7	19	**18**	**2:01.538**	6.153	0.583	114.0
14	**14**	OLIMPIA TECSPORT	VW Golf MK2	2	5	20	**3**	**2:01.922**	6.537	0.384	113.6
15	**37**	MSi Race Tech	Honda Civic	1	3	15	**4**	**2:02.314**	6.929	0.392	113.3
16	**31**	Primera Team	Nissan Primera	2	6	22	**20**	**2:03.729**	8.344	1.415	112.0
17	**34**	EB Racing	BMW E36 325i	3	8	17	**11**	**2:04.152**	8.767	0.423	111.6
18	**4**	B-MOVIE	BMW E36 320i	2	7	11	**10**	**2:04.195**	8.810	0.043	111.5
19	**8**	HLT MK3	VW Golf MK3	2	8	21	**12**	**2:04.518**	9.133	0.323	111.3
20	**5**	DE DIEGO MOTORSPORT	Citroen Saxo 1.6	SAXO	1	24	**5**	**2:05.765**	10.380	1.247	110.2
21	**44**	ALVITRUCKSPORT	CITROEN SAXO 1.6	SAXO	2	18	**18**	**2:06.209**	10.824	0.444	109.8
22	**36**	VSR MOTORSPORT SAXO	Citroen Saxo 1.6	SAXO	3	13	**5**	**2:06.598**	11.213	0.389	109.4
23	**58**	EFICAR TEAM SAXO	Citroen Saxo 1.6	SAXO	4	15	**6**	**2:06.607**	11.222	0.009	109.4
24	**33**	VAGSPEED MOTORSPORT	Citroen Saxo 8v	SAXO	5	21	**13**	**2:07.044**	11.659	0.437	109.0
25	**42**	Fuñigators Team	Citroen Saxo 1.6	SAXO	6	21	**12**	**2:07.794**	12.409	0.750	108.4
26	**51**	TMA-PADRISA-	Citroen Saxo 1.6	SAXO	7	21	**16**	**2:07.923**	12.538	0.129	108.3
27	**45**	Art Motorsport	Citroen Saxo 1.6	SAXO	8	13	**12**	**2:08.052**	12.667	0.129	108.2
28	**55**	SABUESOS TEAM	BMW E36 320i	2	9	11	**10**	**2:08.584**	13.199	0.532	107.7
29	**47**	ALFRA-CLIMALEC	Citroen Saxo 1.6	SAXO	9	17	**16**	**2:08.643**	13.258	0.059	107.7
30	**56**	DANACAR	Citroen Saxo 1.6	SAXO	10	13	**7**	**2:08.824**	13.439	0.181	107.5
31	**53**	ELADIO MOTOR	Citroen Saxo 1.6	SAXO	11	25	**20**	**2:10.059**	14.674	1.235	106.5
32	**48**	AMAZON SPORT 1	VW Golf	2	10	19	**18**	**2:10.706**	15.321	0.647	106.0
33	**49**	AMAZON SPORT 2	VW Golf	2	11	15	**2**	**2:11.337**	15.952	0.631	105.5
34	**39**	GT SPORT	Citroen Saxo 1.6	SAXO	12	14	**11**	**2:11.512**	16.127	0.175	105.3
35	**43**	CLEMENTE ARROYO	Citroen Saxo 1.6	SAXO	13	8	**3**	**2:16.803**	21.418	5.291	101.3
36	**40**	UV - TECSPORT	Citroen Saxo 1.6	SAXO	14	17	**14**	**2:16.877**	21.492	0.074	101.2
37	**38**	RACING for ALCALA	Toyota Aygo	AYGO	1	15	**4**	**2:17.764**	22.379	0.887	100.6
38	**57**	EFICAR TEAM INFE	Toyota Aygo	AYGO	2	17	**12**	**2:19.206**	23.821	1.442	99.5
39	**59**	EFICAR TEAM, LOQUIMAY	Toyota Aygo	AYGO	3	18	**16**	**2:19.819**	24.434	0.613	99.1
40	**26**	KOBE MOTOR	Toyota Aygo	AYGO	4	20	**19**	**2:20.369**	24.984	0.550	98.7
41	**60**	RIGA	Toyota Aygo	AYGO	5	10	**2**	**2:20.745**	25.360	0.376	98.4

Anulacion de todos los tiempos del dorsal 52 en virtud del Art. 22 del RGUVE 2020
Anulacion de todos los tiempos del dorsal 46 en virtud del Art. 22 del RGUVE 2020
Anulacion de todos los tiempos del dorsal 1 en virtud del Art. 22 del RGUVE 2020
Penalizado el dorsal 60 con 3 posiciones en parrilla en virtud del Art. 18.9 del RCCTCEVC 2020

Publicada a las :.....

Comisarios Deportivos:	Director de Carrera:	Cronometrador:

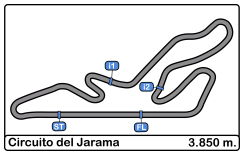

Circuito del Jarama
VI UV Endurance RACE Jarama
Entrenamiento cronometrado
Resultados Finales

Penalizado el dorsal 8 con 3 posiciones en parrilla en virtud del Art. 18.9 del RCCTCEVC 2020

Publicada a las :.....

Comisarios Deportivos:	Director de Carrera:	Cronometrador:

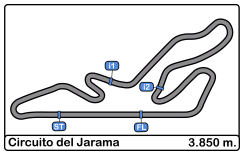

Circuito del Jarama
VI UV Endurance RACE Jarama
Carrera 4H
Parrilla de Salida

43	1	ASAP RACING		.22.		JL CRESPILLO TEAM	52	44
41	60	RIGA	2:20.745	.21.		4 HOMBRES Y 1 MIATA	46	42
39	59	EFICAR TEAM, LOQUIMAY T	2:19.819	.20.	2:20.369	KOBE MOTOR	26	40
37	38	RACING for ALCALA	2:17.764	.19.	2:19.206	EFICAR TEAM INFE	57	38
35	43	CLEMENTE ARROYO	2:16.803	.18.	2:16.877	UV - TECSPORT	40	36
33	49	AMAZON SPORT 2	2:11.337	.17.	2:11.512	GT SPORT	39	34
31	53	ELADIO MOTOR	2:10.059	.16.	2:10.706	AMAZON SPORT 1	48	32
29	47	ALFRA-CLIMALEC	2:08.643	.15.	2:08.824	DANACAR	56	30
27	45	Art Motorsport	2:08.052	.14.	2:08.584	SABUESOS TEAM	55	28
25	42	Fuñigators Team	2:07.794	.13.	2:07.923	TMA-PADRISA-GTPERFOR	51	26
23	58	EFICAR TEAM SAXO	2:06.607	.12.	2:07.044	VAGSPEED MOTORSPORT	33	24
21	36	VSR MOTORSPORT SAXO	2:06.598	.11.	2:04.518	HLT MK3	8	22
19	5	DE DIEGO MOTORSPORT	2:05.765	.10.	2:06.209	ALVITRUCKSPORT	44	20
17	34	EB Racing	2:04.152	.9.	2:04.195	B-MOVIE	4	18
15	37	MSi Race Tech	2:02.314	.8.	2:03.729	Primera Team	31	16
13	9	JDM MOTOR 1	2:01.538	.7.	2:01.922	OLIMPIA TECSPORT	14	14
11	41	ÚLTIMA VUELTA	2:00.755	.6.	2:00.955	RRB Competicion	50	12
9	2	4 TEAM	1:59.232	.5.	1:59.663	EVC	35	10
7	54	VINELIT RACING GRAPHICS	1:58.821	.4.	1:58.966	JDM MOTOR 2	10	8
5	6	DEYSCOM	1:57.468	.3.	1:58.543	PIKANTO RACING	15	6
3	16	RRO RACING	1:56.241	.2.	1:56.392	BOYACÁ VSR	21	4
1	18	VSR MOTORSPORT 1	1:55.385	.1.	1:55.901	RACING TO ENJOY 1	19	2

Publicada a las:.....

Comisarios Deportivos:

Cronometrador:

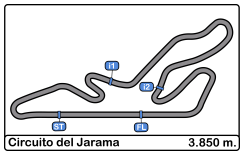

Circuito del Jarama
VI UV Endurance RACE Jarama
Carrera 4H
Resultados Provisionales 1 Hora

Cla	Nº	Equipo	Vehiculo	Cat	Cla	N.V.	Tiempo	Dif 1º	Dif Ant.	Km/h	V.R.	Tiempo	Km/h
1	**16**	RRO RACING	BMW E36 325i	3	1	31	**1:00:34.950**			118.2	4	1:55.702	119.7
2	**19**	RACING TO ENJOY 1	BMW E36 325i	3	2	31	**1:01:11.527**	36.577	36.577	117.0	4	1:55.222	120.2
3	**10**	JDM MOTOR 2	BMW E36 325i	3	3	30	**1:00:40.404**	1 Vta	1 Vta	114.2	20	1:58.805	116.6
4	**15**	PIKANTO RACING	SEAT TOLEDO	2	1	30	**1:02:19.573**	1 Vta	1:39.169	111.1	28	2:02.876	112.7
5	**35**	EVC	BMW E36 325i	3	4	30	**1:02:23.605**	1 Vta	4.032	111.0	19	2:02.892	112.7
6	**2**	4 TEAM	BMW 318	2	2	30	**1:03:16.375**	1 Vta	52.770	109.5	9	1:59.461	116.0
7	**54**	VINELIT RACING GRAPHICS	Peugeot 205	2	3	30	**1:03:25.465**	1 Vta	9.090	109.2	13	1:58.858	116.6
8	**18**	VSR MOTORSPORT 1	BMW E36 325i	3	5	30	**1:03:48.505**	1 Vta	23.040	108.6	26	1:55.749	119.7
9	**1**	ASAP RACING	Honda Civic	1	1	30	**1:03:48.873**	1 Vta	0.368	108.5	21	2:00.176	115.3
10	**56**	DANACAR	Citroen Saxo 1.6	SA	1	30	**1:04:11.169**	1 Vta	22.296	107.9	15	2:06.742	109.3
11	**58**	EFICAR TEAM SAXO	Citroen Saxo 1.6	SA	2	30	**1:04:33.218**	1 Vta	22.049	107.3	24	2:06.856	109.2
12	**9**	JDM MOTOR 1	BMW E30 325i	3	6	30	**1:04:35.405**	1 Vta	2.187	107.2	12	2:02.073	113.5
13	**6**	DEYSCOM	CITROEN AX	1	2	29	**1:00:21.536**	2 Vtas	1 Vta	110.9	2	1:57.806	117.6
14	**41**	ÚLTIMA VUELTA	Citroen AX	1	3	29	**1:01:03.821**	2 Vtas	42.285	109.7	10	1:59.383	116.0
15	**8**	HLT MK3	VW Golf MK3	2	4	29	**1:01:46.557**	2 Vtas	42.736	108.4	15	2:05.733	110.2
16	**36**	VSR MOTORSPORT SAXO	Citroen Saxo 1.6	SA	3	29	**1:01:52.758**	2 Vtas	6.201	108.2	11	2:06.349	109.6
17	**5**	DE DIEGO MOTORSPORT	Citroen Saxo 1.6	SA	4	29	**1:02:26.003**	2 Vtas	33.245	107.2	7	2:07.207	108.9
18	**37**	MSi Race Tech	Honda Civic	1	4	29	**1:02:50.850**	2 Vtas	24.847	106.5	25	2:02.710	112.9
19	**21**	BOYACÁ VSR	BMW E36 325i	3	7	29	**1:02:51.901**	2 Vtas	1.051	106.5	4	1:57.537	117.9
20	**46**	4 HOMBRES Y 1 MIATA	MAZDA MX5	2	5	29	**1:03:17.981**	2 Vtas	26.080	105.8	24	2:03.925	111.8
21	**4**	B-MOVIE	BMW E36 320i	2	6	29	**1:04:18.289**	2 Vtas	1:00.308	104.1	10	2:05.507	110.4
22	**33**	VAGSPEED MOTORSPORT	Citroen Saxo 8v	SA	5	29	**1:04:19.603**	2 Vtas	1.314	104.1	14	2:07.188	108.9
23	**45**	Art Motorsport	Citroen Saxo 1.6	SA	6	29	**1:04:21.597**	2 Vtas	1.994	104.0	24	2:07.166	108.9
24	**34**	EB Racing	BMW E36 325i	3	8	29	**1:04:22.777**	2 Vtas	1.180	104.0	10	2:04.854	111.0
25	**42**	Fuñigators Team	Citroen Saxo 1.6	SA	7	28	**1:00:21.794**	3 Vtas	1 Vta	107.1	16	2:07.891	108.3
26	**47**	ALFRA-CLIMALEC	Citroen Saxo 1.6	SA	8	28	**1:00:21.999**	3 Vtas	0.205	107.1	12	2:07.560	108.6
27	**51**	TMA-PADRISA-GTPERFORMANCE	Citroen Saxo 1.6	SA	9	28	**1:01:05.662**	3 Vtas	43.663	105.8	7	2:07.908	108.3
28	**49**	AMAZON SPORT 2	VW Golf	2	7	28	**1:01:10.342**	3 Vtas	4.680	105.7	20	2:08.440	107.9
29	**31**	Primera Team	Nissan Primera	2	8	28	**1:03:17.691**	3 Vtas	2:07.349	102.1	13	2:03.975	111.7
30	**52**	JL CRESPILLO TEAM	Citroen Saxo 1.6	SA	10	27	**1:00:28.815**	4 Vtas	1 Vta	103.1	22	2:10.412	106.2
31	**53**	ELADIO MOTOR	Citroen Saxo 1.6	SA	11	27	**1:01:39.545**	4 Vtas	1:10.730	101.1	6	2:08.333	108.0
32	**43**	CLEMENTE ARROYO	Citroen Saxo 1.6	SA	12	27	**1:02:29.995**	4 Vtas	50.450	99.7	18	2:09.665	106.8
33	**14**	OLIMPIA TECSPORT	VW Golf MK2	2	9	27	**1:02:56.224**	4 Vtas	26.229	99.0	23	2:01.678	113.9
34	**57**	EFICAR TEAM INFE	Toyota Aygo	AY	1	27	**1:03:15.659**	4 Vtas	19.435	98.5	14	2:18.817	99.8
35	**38**	RACING for ALCALA	Toyota Aygo	AY	2	26	**1:00:47.971**	5 Vtas	1 Vta	98.7	5	2:18.513	100.0
36	**59**	EFICAR TEAM, LOQUIMAY TEAM	Toyota Aygo	AY	3	26	**1:01:38.032**	5 Vtas	50.061	97.4	12	2:19.871	99.0
37	**26**	KOBE MOTOR	Toyota Aygo	AY	4	26	**1:01:44.892**	5 Vtas	6.860	97.2	15	2:19.929	99.0
38	**39**	GT SPORT	Citroen Saxo 1.6	SA	13	26	**1:02:07.512**	5 Vtas	22.620	96.6	23	2:09.161	107.3
39	**48**	AMAZON SPORT 1	VW Golf	2	10	26	**1:04:05.382**	5 Vtas	1:57.870	93.7	3	2:15.303	102.4
40	**40**	UV - TECSPORT	Citroen Saxo 1.6	SA	14	26	**1:04:23.075**	5 Vtas	17.693	93.2	15	2:16.467	101.5
41	**60**	RIGA	Toyota Aygo	AY	5	25	**1:00:53.891**	6 Vtas	1 Vta	94.8	24	2:19.622	99.2
	No clasificados: (Requerimiento: 75% del numero de vueltas del lider = 24 Vueltas)												
	44	ALVITRUCKSPORT	CITROEN SAXO 1.6	SA	15	20	**42:56.928**	11 Vtas	5 Vtas	107.5	2	2:06.816	109.2
	50	RRB Competicion	Clio 1.8 16v	2	11	11	**49:40.700**	20 Vtas	9 Vtas	51.1	8	2:01.961	113.6

Publicada a las :.....

Comisarios Deportivos:	**Director de Carrera:**	**Cronometrador:**

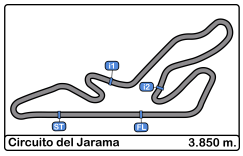

Circuito del Jarama
VI UV Endurance RACE Jarama
Carrera 4H
Resultados Provisionales 1 Hora

Cla	Nº	Equipo	Vehiculo	Cat	Cla	N.V.	Tiempo	Dif 1º	Dif Ant.	Km/h	V.R.	Tiempo	Km/h
	55	SABUESOS TEAM	BMW E36 320i	2	12	6	**1:04:22.795**	25 Vtas	5 Vtas	21.5	2	2:10.050	106.5

Vta. rápida de RACING TO ENJOY 1 en 1:55.222 a 120.3 Km/h en la vuelta 4

Publicada a las :.....

Comisarios Deportivos:	**Director de Carrera:**	**Cronometrador:**

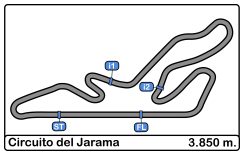

Circuito del Jarama
VI UV Endurance RACE Jarama
Carrera 4H
Resultados Provisionales por categoria 1 Hora

Cla	Nº	Equipo	Vehiculo	Cat	Cla	N.V.	Tiempo	Dif 1º	Dif Ant.	Km/h	V.R.	Tiempo	Km/h
		Categoría 1											
1	**1**	ASAP RACING	Honda Civic	1	1	30	**1:03:48.873**			108.5	21	2:00.176	115.3
2	**6**	DEYSCOM	CITROEN AX	1	2	29	**1:00:21.536**	2 Laps	1 Lap	110.9	2	1:57.806	117.6
3	**41**	ÚLTIMA VUELTA	Citroen AX	1	3	29	**1:01:03.821**	2 Laps	42.285	109.7	10	1:59.383	116.0
4	**37**	MSi Race Tech	Honda Civic	1	4	29	**1:02:50.850**	2 Laps	1:47.029	106.5	25	2:02.710	112.9
Vta. rápida de RACING TO ENJOY 1 en 1:55.222 a 120.3 Km/h en la vuelta 4													
		Categoría 2											
1	**15**	PIKANTO RACING	SEAT TOLEDO	2	1	30	**1:02:19.573**			111.1	28	2:02.876	112.7
2	**2**	4 TEAM	BMW 318	2	2	30	**1:03:16.375**	1 Lap	56.802	109.5	9	1:59.461	116.0
3	**54**	VINELIT RACING GRAPHICS	Peugeot 205	2	3	30	**1:03:25.465**	1 Lap	9.090	109.2	13	1:58.858	116.6
4	**8**	HLT MK3	VW Golf MK3	2	4	29	**1:01:46.557**	2 Laps	1 Lap	108.4	15	2:05.733	110.2
5	**46**	4 HOMBRES Y 1 MIATA	MAZDA MX5	2	5	29	**1:03:17.981**	2 Laps	1:31.424	105.8	24	2:03.925	111.8
6	**4**	B-MOVIE	BMW E36 320i	2	6	29	**1:04:18.289**	2 Laps	1:00.308	104.1	10	2:05.507	110.4
7	**49**	AMAZON SPORT 2	VW Golf	2	7	28	**1:01:10.342**	3 Laps	1 Lap	105.7	20	2:08.440	107.9
8	**31**	Primera Team	Nissan Primera	2	8	28	**1:03:17.691**	3 Laps	2:07.349	102.1	13	2:03.975	111.7
9	**14**	OLIMPIA TECSPORT	VW Golf MK2	2	9	27	**1:02:56.224**	4 Laps	1 Lap	99.0	23	2:01.678	113.9
10	**48**	AMAZON SPORT 1	VW Golf	2	10	26	**1:04:05.382**	5 Laps	1 Lap	93.7	3	2:15.303	102.4
	No clasificados: (Requerimiento: 75% del numero de vueltas del lider = 24 Vueltas)												
	50	RRB Competicion	Clio 1.8 16v	2	11	11	**49:40.700**	20 Laps	15 Laps	51.1	8	2:01.961	113.6
	55	SABUESOS TEAM	BMW E36 320i	2	12	6	**1:04:22.795**	25 Laps	5 Laps	21.5	2	2:10.050	106.5
Vta. rápida de RACING TO ENJOY 1 en 1:55.222 a 120.3 Km/h en la vuelta 4													
		Categoría 3											
1	**16**	RRO RACING	BMW E36 325i	3	1	31	**1:00:34.950**			118.2	4	1:55.702	119.7
2	**19**	RACING TO ENJOY 1	BMW E36 325i	3	2	31	**1:01:11.527**	36.577	36.577	117.0	4	1:55.222	120.2
3	**10**	JDM MOTOR 2	BMW E36 325i	3	3	30	**1:00:40.404**	1 Lap	1 Lap	114.2	20	1:58.805	116.6
4	**35**	EVC	BMW E36 325i	3	4	30	**1:02:23.605**	1 Lap	1:43.201	111.0	19	2:02.892	112.7
5	**18**	VSR MOTORSPORT 1	BMW E36 325i	3	5	30	**1:03:48.505**	1 Lap	1:24.900	108.6	26	1:55.749	119.7
6	**9**	JDM MOTOR 1	BMW E30 325i	3	6	30	**1:04:35.405**	1 Lap	46.900	107.2	12	2:02.073	113.5
7	**21**	BOYACÁ VSR	BMW E36 325i	3	7	29	**1:02:51.901**	2 Laps	1 Lap	106.5	4	1:57.537	117.9
8	**34**	EB Racing	BMW E36 325i	3	8	29	**1:04:22.777**	2 Laps	1:30.876	104.0	10	2:04.854	111.0
Vta. rápida de RACING TO ENJOY 1 en 1:55.222 a 120.3 Km/h en la vuelta 4													
		AYGO											
1	**57**	EFICAR TEAM INFE	Toyota Aygo	AY	1	27	**1:03:15.659**			98.5	14	2:18.817	99.8
2	**38**	RACING for ALCALA	Toyota Aygo	AY	2	26	**1:00:47.971**	5 Laps	1 Lap	98.7	5	2:18.513	100.0
3	**59**	EFICAR TEAM, LOQUIMAY TEAM	Toyota Aygo	AY	3	26	**1:01:38.032**	5 Laps	50.061	97.4	12	2:19.871	99.0
4	**26**	KOBE MOTOR	Toyota Aygo	AY	4	26	**1:01:44.892**	5 Laps	6.860	97.2	15	2:19.929	99.0
5	**60**	RIGA	Toyota Aygo	AY	5	25	**1:00:53.891**	6 Laps	1 Lap	94.8	24	2:19.622	99.2
Vta. rápida de RACING TO ENJOY 1 en 1:55.222 a 120.3 Km/h en la vuelta 4													
		SAXO											
1	**56**	DANACAR	Citroen Saxo 1.6	SA	1	30	**1:04:11.169**			107.9	15	2:06.742	109.3
2	**58**	EFICAR TEAM SAXO	Citroen Saxo 1.6	SA	2	30	**1:04:33.218**	1 Lap	22.049	107.3	24	2:06.856	109.2
3	**36**	VSR MOTORSPORT SAXO	Citroen Saxo 1.6	SA	3	29	**1:01:52.758**	2 Laps	1 Lap	108.2	11	2:06.349	109.6
4	**5**	DE DIEGO MOTORSPORT	Citroen Saxo 1.6	SA	4	29	**1:02:26.003**	2 Laps	33.245	107.2	7	2:07.207	108.9
5	**33**	VAGSPEED MOTORSPORT	Citroen Saxo 8v	SA	5	29	**1:04:19.603**	2 Laps	1:53.600	104.1	14	2:07.188	108.9

Publicada a las :.....

Comisarios Deportivos:	**Director de Carrera:**	**Cronometrador:**

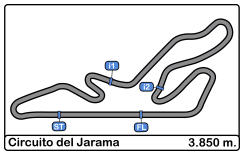

Circuito del Jarama
VI UV Endurance RACE Jarama
Carrera 4H
Resultados Provisionales por categoria 1 Hora

Cla	Nº	Equipo	Vehiculo	Cat	Cla	N.V.	Tiempo	Dif 1º	Dif Ant.	Km/h	V.R.	Tiempo	Km/h
6	**45**	Art Motorsport	Citroen Saxo 1.6	SA	6	29	**1:04:21.597**	2 Laps	1.994	104.0	24	2:07.166	108.9
7	**42**	Fuñigators Team	Citroen Saxo 1.6	SA	7	28	**1:00:21.794**	3 Laps	1 Lap	107.1	16	2:07.891	108.3
8	**47**	ALFRA-CLIMALEC	Citroen Saxo 1.6	SA	8	28	**1:00:21.999**	3 Laps	0.205	107.1	12	2:07.560	108.6
9	**51**	TMA-PADRISA-GTPERFORMANCE	Citroen Saxo 1.6	SA	9	28	**1:01:05.662**	3 Laps	43.663	105.8	7	2:07.908	108.3
10	**52**	JL CRESPILLO TEAM	Citroen Saxo 1.6	SA	10	27	**1:00:28.815**	4 Laps	1 Lap	103.1	22	2:10.412	106.2
11	**53**	ELADIO MOTOR	Citroen Saxo 1.6	SA	11	27	**1:01:39.545**	4 Laps	1:10.730	101.1	6	2:08.333	108.0
12	**43**	CLEMENTE ARROYO	Citroen Saxo 1.6	SA	12	27	**1:02:29.995**	4 Laps	50.450	99.7	18	2:09.665	106.8
13	**39**	GT SPORT	Citroen Saxo 1.6	SA	13	26	**1:02:07.512**	5 Laps	1 Lap	96.6	23	2:09.161	107.3
14	**40**	UV - TECSPORT	Citroen Saxo 1.6	SA	14	26	**1:04:23.075**	5 Laps	2:15.563	93.2	15	2:16.467	101.5
	No clasificados: (Requerimiento: 75% del numero de vueltas del lider = 24 Vueltas)												
	44	ALVITRUCKSPORT	CITROEN SAXO 1.6	SA	15	20	**42:56.928**	11 Laps	6 Laps	107.5	2	2:06.816	109.2

Vta. rápida de RACING TO ENJOY 1 en 1:55.222 a 120.3 Km/h en la vuelta 4

Publicada a las :.....

Comisarios Deportivos:	**Director de Carrera:**	**Cronometrador:**

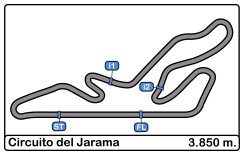

Circuito del Jarama
VI UV Endurance RACE Jarama
Carrera 4H
Clasificación Provisional por Vuelta Rápida de Piloto 1 Hora

Clas	Nº	Equipo	Vehiculo	Cat	Clas	N.V.	V.R.	Tiempo	Dif 1º	Dif Ant.	Km/h
1	**19**	RACING TO ENJOY 1	BMW E36 325i	3	1	12	**4**	**1:55.222**			120.2
2	**16**	RRO RACING	BMW E36 325i	3	2	12	**4**	**1:55.702**	0.480	0.480	119.7
3	**18**	VSR MOTORSPORT 1	BMW E36 325i	3	3	15	**14**	**1:55.749**	0.527	0.047	119.7
4	**16**	RRO RACING	BMW E36 325i	3	4	19	**3**	**1:55.794**	0.572	0.045	119.6
5	**18**	VSR MOTORSPORT 1	BMW E36 325i	3	5	12	**4**	**1:56.020**	0.798	0.226	119.4
6	**19**	RACING TO ENJOY 1	BMW E36 325i	3	6	16	**8**	**1:56.347**	1.125	0.327	119.1
7	**19**	RACING TO ENJOY 1	BMW E36 325i	3	7	3	**2**	**1:56.891**	1.669	0.544	118.5
8	**21**	BOYACÁ VSR	BMW E36 325i	3	8	12	**4**	**1:57.537**	2.315	0.646	117.9
9	**21**	BOYACÁ VSR	BMW E36 325i	3	9	16	**7**	**1:57.657**	2.435	0.120	117.8
10	**6**	DEYSCOM	CITROEN AX	1	1	12	**2**	**1:57.806**	2.584	0.149	117.6
11	**10**	JDM MOTOR 2	BMW E36 325i	3	10	18	**8**	**1:58.805**	3.583	0.999	116.6
12	**6**	DEYSCOM	CITROEN AX	1	2	17	**4**	**1:58.866**	3.644	0.061	116.6
13	**10**	JDM MOTOR 2	BMW E36 325i	3	11	12	**12**	**1:59.145**	3.923	0.279	116.3
14	**41**	ÚLTIMA VUELTA	Citroen AX	1	3	12	**10**	**1:59.383**	4.161	0.238	116.0
15	**2**	4 TEAM	BMW 318	2	1	12	**9**	**1:59.461**	4.239	0.078	116.0
16	**2**	4 TEAM	BMW 318	2	2	15	**14**	**1:59.501**	4.279	0.040	115.9
17	**54**	VINELIT RACING GRAPHICS	Peugeot 205	2	3	18	**14**	**1:59.705**	4.483	0.204	115.7
18	**41**	ÚLTIMA VUELTA	Citroen AX	1	4	17	**16**	**1:59.741**	4.519	0.036	115.7
19	**54**	VINELIT RACING GRAPHICS	Peugeot 205	2	4	12	**12**	**1:59.945**	4.723	0.204	115.5
20	**1**	ASAP RACING	Honda Civic	1	5	18	**10**	**2:00.176**	4.954	0.231	115.3
21	**18**	VSR MOTORSPORT 1	BMW E36 325i	3	12	3	**3**	**2:00.238**	5.016	0.062	115.2
22	**1**	ASAP RACING	Honda Civic	1	6	11	**11**	**2:01.317**	6.095	1.079	114.2
23	**2**	4 TEAM	BMW 318	2	5	3	**3**	**2:01.438**	6.216	0.121	114.1
24	**14**	OLIMPIA TECSPORT	VW Golf MK2	2	6	19	**15**	**2:01.678**	6.456	0.240	113.9
25	**50**	RRB Competicion	Clio 1.8 16v	2	7	8	**5**	**2:01.961**	6.739	0.283	113.6
26	**9**	JDM MOTOR 1	BMW E30 325i	3	13	18	**8**	**2:02.554**	7.332	0.593	113.0
27	**37**	MSi Race Tech	Honda Civic	1	7	8	**4**	**2:02.710**	7.488	0.156	112.9
28	**50**	RRB Competicion	Clio 1.8 16v	2	8	3	**2**	**2:02.719**	7.497	0.009	112.9
29	**15**	PIKANTO RACING	SEAT TOLEDO	2	9	19	**17**	**2:02.876**	7.654	0.157	112.7
30	**35**	EVC	BMW E36 325i	3	14	19	**8**	**2:02.892**	7.670	0.016	112.7
31	**35**	EVC	BMW E36 325i	3	15	11	**2**	**2:02.983**	7.761	0.091	112.6
32	**14**	OLIMPIA TECSPORT	VW Golf MK2	2	10	8	**5**	**2:03.211**	7.989	0.228	112.4
33	**15**	PIKANTO RACING	SEAT TOLEDO	2	11	11	**9**	**2:03.332**	8.110	0.121	112.3
34	**9**	JDM MOTOR 1	BMW E30 325i	3	16	11	**9**	**2:03.424**	8.202	0.092	112.2
35	**46**	4 HOMBRES Y 1 MIATA	MAZDA MX5	2	12	7	**2**	**2:03.925**	8.703	0.501	111.8
36	**46**	4 HOMBRES Y 1 MIATA	MAZDA MX5	2	13	11	**6**	**2:03.955**	8.733	0.030	111.8
37	**31**	Primera Team	Nissan Primera	2	14	17	**2**	**2:03.975**	8.753	0.020	111.7
38	**37**	MSi Race Tech	Honda Civic	1	8	11	**6**	**2:04.371**	9.149	0.396	111.4
39	**46**	4 HOMBRES Y 1 MIATA	MAZDA MX5	2	15	11	**11**	**2:04.532**	9.310	0.161	111.2
40	**37**	MSi Race Tech	Honda Civic	1	9	10	**5**	**2:04.587**	9.365	0.055	111.2
41	**34**	EB Racing	BMW E36 325i	3	17	11	**10**	**2:04.854**	9.632	0.267	111.0
42	**34**	EB Racing	BMW E36 325i	3	18	13	**4**	**2:04.972**	9.750	0.118	110.9
43	**4**	B-MOVIE	BMW E36 320i	2	16	11	**10**	**2:05.507**	10.285	0.535	110.4
44	**8**	HLT MK3	VW Golf MK3	2	17	18	**4**	**2:05.733**	10.511	0.226	110.2
45	**8**	HLT MK3	VW Golf MK3	2	18	11	**6**	**2:06.139**	10.917	0.406	109.8
46	**4**	B-MOVIE	BMW E36 320i	2	19	17	**8**	**2:06.246**	11.024	0.107	109.7
47	**36**	VSR MOTORSPORT SAXO	Citroen Saxo 1.6	SAXO	1	11	**11**	**2:06.349**	11.127	0.103	109.6
48	**31**	Primera Team	Nissan Primera	2	20	11	**10**	**2:06.364**	11.142	0.015	109.6

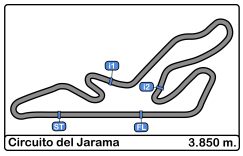

Circuito del Jarama
VI UV Endurance RACE Jarama
Carrera 4H
Clasificación Provisional por Vuelta Rápida de Piloto 1 Hora

Clas	Nº	Equipo	Vehiculo	Cat	Clas	N.V.	V.R.	Tiempo	Dif 1º	Dif Ant.	Km/h
49	**36**	VSR MOTORSPORT SAXO	Citroen Saxo 1.6	SAXO	2	18	**3**	**2:06.611**	11.389	0.247	109.4
50	**56**	DANACAR	Citroen Saxo 1.6	SAXO	3	19	**4**	**2:06.742**	11.520	0.131	109.3
51	**44**	ALVITRUCKSPORT	CITROEN SAXO 1.6	SAXO	4	11	**2**	**2:06.816**	11.594	0.074	109.2
52	**56**	DANACAR	Citroen Saxo 1.6	SAXO	5	11	**10**	**2:06.855**	11.633	0.039	109.2
53	**58**	EFICAR TEAM SAXO	Citroen Saxo 1.6	SAXO	6	19	**13**	**2:06.856**	11.634	0.001	109.2
54	**44**	ALVITRUCKSPORT	CITROEN SAXO 1.6	SAXO	7	9	**4**	**2:06.914**	11.692	0.058	109.2
55	**58**	EFICAR TEAM SAXO	Citroen Saxo 1.6	SAXO	8	11	**6**	**2:06.952**	11.730	0.038	109.1
56	**45**	Art Motorsport	Citroen Saxo 1.6	SAXO	9	17	**13**	**2:07.166**	11.944	0.214	108.9
57	**33**	VAGSPEED MOTORSPORT	Citroen Saxo 8v	SAXO	10	17	**3**	**2:07.188**	11.966	0.022	108.9
58	**5**	DE DIEGO MOTORSPORT	Citroen Saxo 1.6	SAXO	11	11	**7**	**2:07.207**	11.985	0.019	108.9
59	**33**	VAGSPEED MOTORSPORT	Citroen Saxo 8v	SAXO	12	11	**7**	**2:07.360**	12.138	0.153	108.8
60	**34**	EB Racing	BMW E36 325i	3	19	5	**3**	**2:07.512**	12.290	0.152	108.6
61	**5**	DE DIEGO MOTORSPORT	Citroen Saxo 1.6	SAXO	13	18	**8**	**2:07.531**	12.309	0.019	108.6
62	**45**	Art Motorsport	Citroen Saxo 1.6	SAXO	14	11	**11**	**2:07.563**	12.341	0.032	108.6
63	**47**	ALFRA-CLIMALEC	Citroen Saxo 1.6	SAXO	15	17	**4**	**2:07.765**	12.543	0.202	108.4
64	**47**	ALFRA-CLIMALEC	Citroen Saxo 1.6	SAXO	16	11	**7**	**2:07.879**	12.657	0.114	108.3
65	**42**	Fuñigators Team	Citroen Saxo 1.6	SAXO	17	17	**5**	**2:07.891**	12.669	0.012	108.3
66	**51**	TMA-PADRISA-GTPERFORMANCE	Citroen Saxo 1.6	SAXO	18	11	**7**	**2:07.908**	12.686	0.017	108.3
67	**42**	Fuñigators Team	Citroen Saxo 1.6	SAXO	19	11	**7**	**2:08.070**	12.848	0.162	108.2
68	**53**	ELADIO MOTOR	Citroen Saxo 1.6	SAXO	20	11	**6**	**2:08.333**	13.111	0.263	108.0
69	**49**	AMAZON SPORT 2	VW Golf	2	21	17	**9**	**2:08.440**	13.218	0.107	107.9
70	**51**	TMA-PADRISA-GTPERFORMANCE	Citroen Saxo 1.6	SAXO	21	17	**13**	**2:08.744**	13.522	0.304	107.6
71	**39**	GT SPORT	Citroen Saxo 1.6	SAXO	22	15	**13**	**2:09.161**	13.939	0.417	107.3
72	**53**	ELADIO MOTOR	Citroen Saxo 1.6	SAXO	23	16	**13**	**2:09.168**	13.946	0.007	107.3
73	**43**	CLEMENTE ARROYO	Citroen Saxo 1.6	SAXO	24	15	**7**	**2:09.665**	14.443	0.497	106.8
74	**49**	AMAZON SPORT 2	VW Golf	2	22	11	**11**	**2:09.693**	14.471	0.028	106.8
75	**55**	SABUESOS TEAM	BMW E36 320i	2	23	3	**2**	**2:10.050**	14.828	0.357	106.5
76	**52**	JL CRESPILLO TEAM	Citroen Saxo 1.6	SAXO	25	17	**12**	**2:10.412**	15.190	0.362	106.2
77	**43**	CLEMENTE ARROYO	Citroen Saxo 1.6	SAXO	26	11	**11**	**2:10.627**	15.405	0.215	106.1
78	**39**	GT SPORT	Citroen Saxo 1.6	SAXO	27	10	**10**	**2:11.341**	16.119	0.714	105.5
79	**52**	JL CRESPILLO TEAM	Citroen Saxo 1.6	SAXO	28	10	**7**	**2:11.466**	16.244	0.125	105.4
80	**55**	SABUESOS TEAM	BMW E36 320i	2	24	3	**2**	**2:12.313**	17.091	0.847	104.7
81	**48**	AMAZON SPORT 1	VW Golf	2	25	10	**3**	**2:15.303**	20.081	2.990	102.4
82	**48**	AMAZON SPORT 1	VW Golf	2	26	14	**7**	**2:15.603**	20.381	0.300	102.2
83	**40**	UV - TECSPORT	Citroen Saxo 1.6	SAXO	29	14	**5**	**2:16.467**	21.245	0.864	101.5
84	**40**	UV - TECSPORT	Citroen Saxo 1.6	SAXO	30	10	**10**	**2:16.592**	21.370	0.125	101.4
85	**38**	RACING for ALCALA	Toyota Aygo	AYGO	1	10	**5**	**2:18.513**	23.291	1.921	100.0
86	**38**	RACING for ALCALA	Toyota Aygo	AYGO	2	16	**9**	**2:18.781**	23.559	0.268	99.8
87	**57**	EFICAR TEAM INFE	Toyota Aygo	AYGO	3	17	**4**	**2:18.817**	23.595	0.036	99.8
88	**57**	EFICAR TEAM INFE	Toyota Aygo	AYGO	4	10	**9**	**2:19.205**	23.983	0.388	99.5
89	**60**	RIGA	Toyota Aygo	AYGO	5	16	**15**	**2:19.622**	24.400	0.417	99.2
90	**59**	EFICAR TEAM, LOQUIMAY TEAM	Toyota Aygo	AYGO	6	16	**2**	**2:19.871**	24.649	0.249	99.0
91	**26**	KOBE MOTOR	Toyota Aygo	AYGO	7	16	**5**	**2:19.929**	24.707	0.058	99.0
92	**26**	KOBE MOTOR	Toyota Aygo	AYGO	8	10	**6**	**2:20.048**	24.826	0.119	98.9
93	**59**	EFICAR TEAM, LOQUIMAY TEAM	Toyota Aygo	AYGO	9	10	**6**	**2:20.351**	25.129	0.303	98.7
94	**40**	UV - TECSPORT	Citroen Saxo 1.6	SAXO	31	2	**2**	**2:21.631**	26.409	1.280	97.8
95	**48**	AMAZON SPORT 1	VW Golf	2	27	2	**2**	**2:25.429**	30.207	3.798	95.3
96	**60**	RIGA	Toyota Aygo	AYGO	10	9	**2**	**2:26.840**	31.618	1.411	94.3

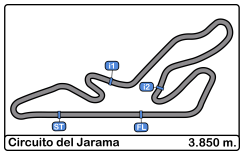

Circuito del Jarama
VI UV Endurance RACE Jarama
Carrera 4H
Clasificación Provisional por Vuelta Rápida de Piloto 1 Hora

Clas	Nº	Equipo	Vehiculo	Cat	Clas	N.V.	V.R.	Tiempo	Dif 1º	Dif Ant.	Km/h
97	**39**	GT SPORT	Citroen Saxo 1.6	SAXO	32	1	**1**	**1:02:07.512**	1:00:12.29	59:40.672	03.7
98	**43**	CLEMENTE ARROYO	Citroen Saxo 1.6	SAXO	33	1	**1**	**1:02:29.995**	1:00:34.77	22.483	03.6
99	**21**	BOYACÁ VSR	BMW E36 325i	3	20	1	**1**	**1:02:51.901**	1:00:56.67	21.906	03.6
100	**1**	ASAP RACING	Honda Civic	1	10	1	**1**	**1:03:48.873**	1:01:53.65	56.972	03.6
101	**4**	B-MOVIE	BMW E36 320i	2	28	1	**1**	**1:04:18.289**	1:02:23.06	29.416	03.5
102	**33**	VAGSPEED MOTORSPORT	Citroen Saxo 8v	SAXO	34	1	**1**	**1:04:19.603**	1:02:24.38	1.314	03.5
103	**45**	Art Motorsport	Citroen Saxo 1.6	SAXO	35	1	**1**	**1:04:21.597**	1:02:26.37	1.994	03.5
104	**9**	JDM MOTOR 1	BMW E30 325i	3	21	1	**1**	**1:04:35.405**	1:02:40.18	13.808	03.5

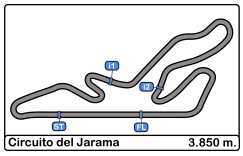

Circuito del Jarama
VI UV Endurance RACE Jarama
Carrera 4H
Distancia y Velocidad Media 1 Hora

Clas	Nº	Equipo	Vehiculo	Cat	Clas	N.V.	Distancia	Tiempo Total	Km/h
1	**16**	RRO RACING	BMW E36 325i	3	1	31	**119.35**	**1:00:34.950**	118.2
2	**19**	RACING TO ENJOY 1	BMW E36 325i	3	2	31	**119.35**	**1:01:11.527**	117.0
3	**10**	JDM MOTOR 2	BMW E36 325i	3	3	30	**115.50**	**1:00:40.404**	114.2
4	**15**	PIKANTO RACING	SEAT TOLEDO	2	1	30	**115.50**	**1:02:19.573**	111.1
5	**35**	EVC	BMW E36 325i	3	4	30	**115.50**	**1:02:23.605**	111.0
6	**2**	4 TEAM	BMW 318	2	2	30	**115.50**	**1:03:16.375**	109.5
7	**54**	VINELIT RACING GRAPHICS	Peugeot 205	2	3	30	**115.50**	**1:03:25.465**	109.2
8	**18**	VSR MOTORSPORT 1	BMW E36 325i	3	5	30	**115.50**	**1:03:48.505**	108.6
9	**1**	ASAP RACING	Honda Civic	1	1	30	**115.50**	**1:03:48.873**	108.5
10	**56**	DANACAR	Citroen Saxo 1.6	SAX	1	30	**115.50**	**1:04:11.169**	107.9
11	**58**	EFICAR TEAM SAXO	Citroen Saxo 1.6	SAX	2	30	**115.50**	**1:04:33.218**	107.3
12	**9**	JDM MOTOR 1	BMW E30 325i	3	6	30	**115.50**	**1:04:35.405**	107.2
13	**6**	DEYSCOM	CITROEN AX	1	2	29	**111.65**	**1:00:21.536**	110.9
14	**41**	ÚLTIMA VUELTA	Citroen AX	1	3	29	**111.65**	**1:01:03.821**	109.7
15	**8**	HLT MK3	VW Golf MK3	2	4	29	**111.65**	**1:01:46.557**	108.4
16	**36**	VSR MOTORSPORT SAXO	Citroen Saxo 1.6	SAX	3	29	**111.65**	**1:01:52.758**	108.2
17	**5**	DE DIEGO MOTORSPORT	Citroen Saxo 1.6	SAX	4	29	**111.65**	**1:02:26.003**	107.2
18	**37**	MSi Race Tech	Honda Civic	1	4	29	**111.65**	**1:02:50.850**	106.5
19	**21**	BOYACÁ VSR	BMW E36 325i	3	7	29	**111.65**	**1:02:51.901**	106.5
20	**46**	4 HOMBRES Y 1 MIATA	MAZDA MX5	2	5	29	**111.65**	**1:03:17.981**	105.8
21	**4**	B-MOVIE	BMW E36 320i	2	6	29	**111.65**	**1:04:18.289**	104.1
22	**33**	VAGSPEED MOTORSPORT	Citroen Saxo 8v	SAX	5	29	**111.65**	**1:04:19.603**	104.1
23	**45**	Art Motorsport	Citroen Saxo 1.6	SAX	6	29	**111.65**	**1:04:21.597**	104.0
24	**34**	EB Racing	BMW E36 325i	3	8	29	**111.65**	**1:04:22.777**	104.0
25	**42**	Fuñigators Team	Citroen Saxo 1.6	SAX	7	28	**107.80**	**1:00:21.794**	107.1
26	**47**	ALFRA-CLIMALEC	Citroen Saxo 1.6	SAX	8	28	**107.80**	**1:00:21.999**	107.1
27	**51**	TMA-PADRISA-	Citroen Saxo 1.6	SAX	9	28	**107.80**	**1:01:05.662**	105.8
28	**49**	AMAZON SPORT 2	VW Golf	2	7	28	**107.80**	**1:01:10.342**	105.7
29	**31**	Primera Team	Nissan Primera	2	8	28	**107.80**	**1:03:17.691**	102.1
30	**52**	JL CRESPILLO TEAM	Citroen Saxo 1.6	SAX	10	27	**103.95**	**1:00:28.815**	103.1
31	**53**	ELADIO MOTOR	Citroen Saxo 1.6	SAX	11	27	**103.95**	**1:01:39.545**	101.1
32	**43**	CLEMENTE ARROYO	Citroen Saxo 1.6	SAX	12	27	**103.95**	**1:02:29.995**	99.7
33	**14**	OLIMPIA TECSPORT	VW Golf MK2	2	9	27	**103.95**	**1:02:56.224**	99.0
34	**57**	EFICAR TEAM INFE	Toyota Aygo	AYG	1	27	**103.95**	**1:03:15.659**	98.5
35	**38**	RACING for ALCALA	Toyota Aygo	AYG	2	26	**100.10**	**1:00:47.971**	98.7
36	**59**	EFICAR TEAM, LOQUIMAY	Toyota Aygo	AYG	3	26	**100.10**	**1:01:38.032**	97.4
37	**26**	KOBE MOTOR	Toyota Aygo	AYG	4	26	**100.10**	**1:01:44.892**	97.2
38	**39**	GT SPORT	Citroen Saxo 1.6	SAX	13	26	**100.10**	**1:02:07.512**	96.6
39	**48**	AMAZON SPORT 1	VW Golf	2	10	26	**100.10**	**1:04:05.382**	93.7
40	**40**	UV - TECSPORT	Citroen Saxo 1.6	SAX	14	26	**100.10**	**1:04:23.075**	93.2

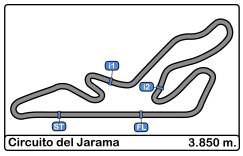

Circuito del Jarama
VI UV Endurance RACE Jarama
Carrera 4H
Distancia y Velocidad Media 1 Hora

Clas	Nº	Equipo	Vehiculo	Cat	Clas	N.V.	Distancia	Tiempo Total	Km/h
41	**60**	RIGA	Toyota Aygo	AYG	5	25	**96.25**	**1:00:53.891**	94.8
	No clasificados: (Requerimiento: 75% del numero de vueltas del lider = 24 Vueltas)								
	44	ALVITRUCKSPORT	CITROEN SAXO 1.6	SAX	15	20	**77.00**	**42:56.928**	107.5
	50	RRB Competicion	Clio 1.8 16v	2	11	11	**42.35**	**49:40.700**	51.1
	55	SABUESOS TEAM	BMW E36 320i	2	12	6	**23.10**	**1:04:22.795**	21.5

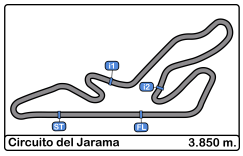

Circuito del Jarama
VI UV Endurance RACE Jarama
Carrera 4H
Tiempos Por Vuelta 1 Hora

1 — 1 ASAP RACING — Honda Civic

1 — 2 ASAP RACING — ANDRES SANCHEZ PEREZ

Vta	D	Tiempo	Sector 1	Sector 2	Sector 3	V.Max	Elapsed
1		2:25.947	1:06.389	44.406	35.152	151.0	2:25.947
2		2:06.088	48.797	42.342	34.949	175.3	4:32.035
3		2:05.455	47.719	43.070	34.666	189.1	6:37.490
4		2:03.650	48.177	41.235	34.238	179.1	8:41.140
5		2:07.301	50.242	42.558	34.501	176.4	10:48.441
6		2:02.051	47.133	40.961	33.957	186.5	12:50.492
7		2:02.612	46.899	41.371	34.342	183.9	14:53.104
8		2:02.236	46.791	41.010	34.435	189.4	16:55.340
9		2:01.659	46.915	40.886	33.858	186.8	18:56.999
10		2:02.480	47.222	41.190	34.068	186.2	20:59.479
11		2:01.317	46.589	40.687	34.041	186.5	23:00.796
12	1	2:01.314	46.868	40.678	33.768	186.2	25:02.110
13	1	2:01.830	46.652	41.538	33.640	185.2	27:03.940
14	1	2:00.395	46.514	40.272	33.609	189.8	29:04.335
15	1	2:02.397	47.628	41.099	33.670	183.3	31:06.732
16	1	2:02.072	46.702	41.398	33.972	187.1	33:08.804
17	1	2:02.305	47.336	41.136	33.833	187.8	35:11.109
18	1	2:02.976	47.650	40.633	34.693	179.7	37:14.085
19	1	2:01.486	46.802	40.741	33.943	183.3	39:15.571
20	1	2:01.538	46.566	41.121	33.851	189.4	41:17.109
21	1	2:00.176	46.466	40.372	33.338	190.4	43:17.285
22	1	2:01.983	46.951	40.701	34.331	191.4	45:19.268
23	1	2:02.464	47.062	40.777	34.625	187.1	47:21.732
24	1	2:01.814	46.462	41.722	33.630	190.1	49:23.546
25	1	2:02.621	46.384	42.124	34.113	189.8	51:26.167
26	1	2:04.850	47.482	42.135	35.233	187.8	53:31.017
27	1	2:02.348	46.645	41.949	33.754	188.8	55:33.365
28	1	2:02.254	47.075	40.898	34.281	186.5	57:35.619
29	1	2:09.848 P	47.307	41.377	41.164	183.3	59:45.467
30	2	4:03.406	2:47.436	41.189	34.781	94.6	1:03:48.873
31	2		46.498			182.1	

2 — 1 4 TEAM — BMW 318

2 — 2 4 TEAM — C.D.E. DEYSCOM SPORT

Vta	D	Tiempo	Sector 1	Sector 2	Sector 3	V.Max	Elapsed
1		2:09.170	55.016	40.748	33.406	163.1	2:09.170
2		1:59.877	46.346	40.091	33.440	180.3	4:09.047
3		1:59.738	45.984	40.289	33.465	186.2	6:08.785
4		2:00.477	46.289	40.630	33.558	180.0	8:09.262
5		2:00.831	46.514	40.416	33.901	185.2	10:10.093
6		1:59.644	46.086	40.095	33.463	183.6	12:09.737
7		1:59.856	45.937	40.334	33.585	189.4	14:09.593
8		1:59.528	45.786	40.095	33.647	188.4	16:09.121
9		1:59.461	45.893	40.112	33.456	188.8	18:08.582
10		1:59.534	45.974	39.824	33.736	187.5	20:08.116
11		1:59.679	45.935	39.985	33.759	188.1	22:07.795
12		2:00.109	46.271	40.125	33.713	187.5	24:07.904
13	1	2:04.314	47.053	42.292	34.969	171.4	26:12.218
14	1	2:01.413	46.164	41.235	34.014	185.8	28:13.631
15	1	2:01.943	47.425	41.101	33.417	156.9	30:15.574
16	1	2:00.140	46.516	40.094	33.530	187.8	32:15.714
17	1	2:00.997	46.476	40.736	33.785	184.9	34:16.711
18	1	2:01.287	46.620	40.713	33.954	182.1	36:17.998
19	1	2:02.018	46.712	41.438	33.868	183.9	38:20.016
20	1	2:00.952	45.861	40.955	34.136	187.5	40:20.968
21	1	2:00.306	45.890	40.673	33.743	185.8	42:21.274
22	1	2:02.418	47.189	41.304	33.925	192.1	44:23.692
23	1	2:02.448	47.396	41.038	34.014	182.7	46:26.140
24	1	2:00.519	46.027	40.703	33.789	186.2	48:26.659
25	1	2:01.675	47.389	40.594	33.692	156.7	50:28.334
26	1	1:59.501	45.727	40.116	33.658	189.8	52:27.835
27	1	2:06.798 P	45.622	40.035	41.141	189.4	54:34.633
28	2	4:37.271	3:21.643	41.283	34.345	93.5	59:11.904
29	2	2:03.033	46.859	42.080	34.094	185.2	1:01:14.937
30	2	2:01.438	46.482	40.732	34.224	186.2	1:03:16.375
31	2		46.406			184.9	

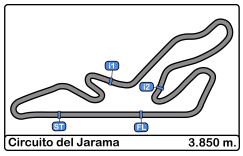

Circuito del Jarama
VI UV Endurance RACE Jarama
Carrera 4H
Tiempos Por Vuelta 1 Hora

4

1 B-MOVIE — BMW E36 320i

2 — 2 B-MOVIE — ULTIMA VUELTA

Vta	D	Tiempo	Sector 1	Sector 2	Sector 3	V.Max	Elapsed
1		2:18.671	59.352	43.539	35.780	155.6	2:18.671
2		2:07.764	48.937	43.069	35.758	173.9	4:26.435
3		2:06.994	48.609	42.591	35.794	182.7	6:33.429
4		2:07.538	48.821	42.774	35.943	184.6	8:40.967
5		2:09.741	49.999	43.179	36.563	183.0	10:50.708
6		2:06.363	48.189	42.603	35.571	180.6	12:57.071
7		2:07.051	48.683	43.213	35.155	182.4	15:04.122
8		2:06.047	47.805	42.855	35.387	177.9	17:10.169
9		2:05.510	47.843	42.499	35.168	184.3	19:15.679
10		2:05.507	47.529	42.850	35.128	185.2	21:21.186
11		2:05.938	47.931	42.627	35.380	179.7	23:27.124
12	1	2:06.592	48.467	43.128	34.997	177.9	25:33.716
13	1	2:06.257	48.105	42.767	35.385	177.9	27:39.973
14	1	2:06.538	48.742	42.566	35.230	178.8	29:46.511
15	1	2:07.423	48.576	43.509	35.338	183.9	31:53.934
16	1	2:07.382	49.043	42.523	35.816	184.3	34:01.316
17	1	2:06.588	48.207	42.750	35.631	186.2	36:07.904
18	1	2:07.711	48.669	43.032	36.010	178.2	38:15.615
19	1	2:06.246	47.863	42.730	35.653	182.7	40:21.861
20	1	2:22.667	1:02.155	45.127	35.385	179.7	42:44.528
21	1	2:07.296	48.469	42.886	35.941	172.2	44:51.824
22	1	2:15.480	55.588	44.233	35.659	178.8	47:07.304
23	1	2:07.983	49.006	43.386	35.591	172.2	49:15.287
24	1	2:08.685	49.289	43.753	35.643	170.8	51:23.972
25	1	2:06.948	48.616	42.777	35.555	167.1	53:30.920
26	1	2:07.227	48.782	43.046	35.399	180.3	55:38.147
27	1	2:08.159	48.871	43.097	36.191	173.6	57:46.306
28	1	2:16.314 P	49.340	43.915	43.059	168.2	1:00:02.620
29	2	4:15.669	2:57.644	42.167	35.858	91.6	1:04:18.289

5

1 DE DIEGO MOTORSPORT — Citroen Saxo 1.6

SAXO — 2 DE DIEGO MOTORSPORT — ULTIMA VUELTA

Vta	D	Tiempo	Sector 1	Sector 2	Sector 3	V.Max	Elapsed
1		2:20.114	1:00.327	43.801	35.986	149.7	2:20.114
2		2:08.585	48.808	43.752	36.025	175.0	4:28.699
3		2:08.935	48.677	43.941	36.317	176.7	6:37.634
4		2:09.405	49.220	43.553	36.632	176.1	8:47.039
5		2:07.865	48.317	43.620	35.928	176.4	10:54.904
6		2:08.808	48.893	44.165	35.750	175.0	13:03.712
7		2:07.207	48.374	43.051	35.782	174.7	15:10.919
8		2:07.584	48.313	43.329	35.942	175.3	17:18.503
9		2:08.103	48.609	43.478	36.016	175.8	19:26.606
10		2:08.368	48.466	43.677	36.225	174.1	21:34.974
11		2:08.427	48.766	43.394	36.267	174.7	23:43.401
12	1	2:08.965	48.653	43.893	36.419	171.9	25:52.366
13	1	2:09.011	49.239	43.601	36.171	173.3	28:01.377
14	1	2:08.670	48.880	43.573	36.217	171.4	30:10.047
15	1	2:09.399	49.202	43.577	36.620	171.4	32:19.446
16	1	2:09.779	49.456	43.905	36.418	172.2	34:29.225
17	1	2:07.936	48.498	43.353	36.085	172.2	36:37.161
18	1	2:08.420	48.907	43.230	36.283	171.7	38:45.581
19	1	2:07.531	48.516	43.078	35.937	170.8	40:53.112
20	1	2:08.172	48.644	43.217	36.311	170.8	43:01.284
21	1	2:08.322	48.639	43.364	36.319	172.2	45:09.606
22	1	2:07.992	48.630	43.410	35.952	173.0	47:17.598
23	1	2:07.711	48.630	43.114	35.967	172.5	49:25.309
24	1	2:07.684	48.498	43.207	35.979	173.6	51:32.993
25	1	2:07.576	48.419	43.102	36.055	173.3	53:40.569
26	1	2:10.662	49.092	43.325	38.245	173.6	55:51.231
27	1	2:09.041	49.496	43.302	36.243	171.4	58:00.272
28	1	2:09.504	48.563	43.752	37.189	175.6	1:00:09.776
29	1	2:16.227 P	49.098	44.439	42.690	173.0	1:02:26.003

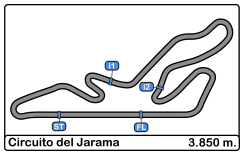

Circuito del Jarama
VI UV Endurance RACE Jarama
Carrera 4H
Tiempos Por Vuelta 1 Hora

6 — 1 DEYSCOM — CITROEN AX

1 — 2 DEYSCOM — C.D.E. DEYSCOM SPORT

Vta	D	Tiempo	Sector 1	Sector 2	Sector 3	V.Max	Elapsed
1		2:08.991	54.570	40.610	33.811	163.8	2:08.991
2		1:57.806	45.376	39.479	32.951	188.8	4:06.797
3		1:58.527	45.639	39.747	33.141	185.8	6:05.324
4		1:58.443	45.611	39.667	33.165	185.8	8:03.767
5		2:00.851	47.041	39.662	34.148	179.7	10:04.618
6		1:59.099	46.205	39.858	33.036	184.3	12:03.717
7		1:58.989	46.021	39.693	33.275	182.1	14:02.706
8		1:58.755	45.917	39.514	33.324	185.5	16:01.461
9		1:58.241	45.372	39.553	33.316	188.4	17:59.702
10		1:58.345	45.470	39.651	33.224	187.1	19:58.047
11		1:58.539	45.681	39.503	33.355	187.8	21:56.586
12		1:58.519	45.708	39.529	33.282	188.1	23:55.105
13	1	1:59.588	46.085	40.168	33.335	189.8	25:54.693
14	1	2:00.971	47.111	40.424	33.436	189.4	27:55.664
15	1	2:00.324	46.317	40.588	33.419	188.1	29:55.988
16	1	1:58.866	45.648	39.989	33.229	185.2	31:54.854
17	1	2:00.730	46.943	40.037	33.750	189.4	33:55.584
18	1	2:00.004	46.165	40.207	33.632	183.0	35:55.588
19	1	2:00.266	45.996	40.268	34.002	184.3	37:55.854
20	1	1:59.952	46.330	40.255	33.367	180.9	39:55.806
21	1	2:00.577	46.100	40.992	33.485	181.2	41:56.383
22	1	1:59.903	46.264	40.192	33.447	183.0	43:56.286
23	1	1:59.855	46.233	40.116	33.506	184.9	45:56.141
24	1	2:00.155	46.315	40.162	33.678	187.1	47:56.296
25	1	1:59.937	46.088	40.273	33.576	186.5	49:56.233
26	1	1:59.688	46.120	39.916	33.652	186.5	51:55.921
27	1	1:59.730	45.952	40.101	33.677	186.8	53:55.651
28	1	2:01.864	46.469	41.508	33.887	187.8	55:57.515
29	1	4:24.021 P	46.111	40.798	2:57.112	184.9	1:00:21.536
30	2		3:25.255	41.419		99.7	

8 — 1 HLT MK3 — VW Golf MK3

2 — 2 HLT MK3 — ECO MODULAR MOTORSPORT

Vta	D	Tiempo	Sector 1	Sector 2	Sector 3	V.Max	Elapsed
1		2:23.565	1:02.609	44.736	36.220	133.1	2:23.565
2		2:06.893	48.530	42.941	35.422	177.6	4:30.458
3		2:07.850	48.714	43.047	36.089	178.2	6:38.308
4		2:06.537	48.144	42.756	35.637	181.5	8:44.845
5		2:07.476	48.645	43.316	35.515	176.7	10:52.321
6		2:06.139	47.803	42.705	35.631	182.1	12:58.460
7		2:07.280	48.162	43.440	35.678	178.2	15:05.740
8		2:07.097	48.219	42.701	36.177	181.5	17:12.837
9		2:07.024	48.632	42.562	35.830	176.4	19:19.861
10		2:07.295	48.613	43.104	35.578	175.6	21:27.156
11		2:08.779	49.443	43.771	35.565	177.0	23:35.935
12	1	2:06.790	48.215	43.379	35.196	176.7	25:42.725
13	1	2:08.772	50.769	42.419	35.584	183.0	27:51.497
14	1	2:08.367	48.916	44.006	35.445	175.8	29:59.864
15	1	2:05.733	47.936	42.354	35.443	175.0	32:05.597
16	1	2:06.009	48.358	42.294	35.357	177.3	34:11.606
17	1	2:06.137	48.496	42.228	35.413	174.7	36:17.743
18	1	2:07.865	48.968	43.621	35.276	156.0	38:25.608
19	1	2:05.862	48.632	41.679	35.551	180.3	40:31.470
20	1	2:06.570	48.220	43.082	35.268	177.0	42:38.040
21	1	2:06.273	47.846	42.865	35.562	173.3	44:44.313
22	1	2:06.798	48.249	42.136	36.413	176.4	46:51.111
23	1	2:07.773	49.122	42.749	35.902	170.0	48:58.884
24	1	2:06.053	48.774	41.797	35.482	162.1	51:04.937
25	1	2:06.436	48.617	42.077	35.742	176.7	53:11.373
26	1	2:06.254	48.237	42.402	35.615	169.2	55:17.627
27	1	2:06.784	48.774	42.400	35.610	170.6	57:24.411
28	1	2:05.928	48.237	42.471	35.220	173.9	59:30.339
29	1	2:16.218 P	48.438	43.076	44.704	168.4	1:01:46.557

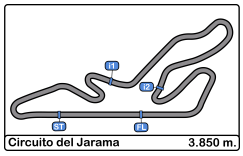

Circuito del Jarama
VI UV Endurance RACE Jarama
Carrera 4H
Tiempos Por Vuelta 1 Hora

9

1 JDM MOTOR 1 — BMW E30 325i

3 — 2 JDM MOTOR 1 — ULTIMA VUELTA

Vta	D	Tiempo	Sector 1	Sector 2	Sector 3	V.Max	Elapsed
1		2:14.257	58.309	41.322	34.626	139.3	2:14.257
2		2:05.924	47.227	43.440	35.257	183.3	4:20.181
3		2:05.791	47.692	42.682	35.417	186.2	6:25.972
4		2:05.745	47.740	43.152	34.853	186.5	8:31.717
5		2:06.444	49.330	42.459	34.655	183.6	10:38.161
6		2:05.016	47.617	42.374	35.025	191.1	12:43.177
7		2:03.559	47.186	41.781	34.592	191.8	14:46.736
8		2:03.572	47.116	42.105	34.351	188.8	16:50.308
9		2:03.424	47.019	41.861	34.544	188.1	18:53.732
10		2:06.385	48.242	42.848	35.295	159.0	21:00.117
11		2:04.340	47.776	41.845	34.719	183.6	23:04.457
12	1	2:02.073	46.686	41.176	34.211	192.1	25:06.530
13	1	2:03.386	47.928	41.180	34.278	163.8	27:09.916
14	1	2:03.069	47.232	41.642	34.195	188.4	29:12.985
15	1	2:04.574	48.286	41.835	34.453	168.2	31:17.559
16	1	2:03.149	47.871	41.223	34.055	170.0	33:20.708
17	1	2:02.881	47.012	41.907	33.962	184.3	35:23.589
18	1	2:04.318	47.922	41.760	34.636	172.5	37:27.907
19	1	2:02.554	47.160	41.347	34.047	191.4	39:30.461
20	1	2:02.569	47.128	41.515	33.926	193.8	41:33.030
21	1	2:04.297	47.472	41.679	35.146	169.8	43:37.327
22	1	2:03.352	48.152	41.655	33.545	181.8	45:40.679
23	1	2:03.320	46.879	41.405	35.036	194.5	47:43.999
24	1	2:04.597	48.811	41.493	34.293	166.4	49:48.596
25	1	2:02.658	46.632	41.487	34.539	193.8	51:51.254
26	1	2:02.887	47.046	41.697	34.144	176.7	53:54.141
27	1	2:05.510	48.381	42.775	34.354	175.6	55:59.651
28	1	2:05.770	47.762	41.786	36.222	187.8	58:05.421
29	1	2:11.910 P	46.584	41.293	44.033	182.7	1:00:17.331
30	2	4:18.074	2:58.782	41.531	37.761	95.4	1:04:35.405

10

1 JDM MOTOR 2 — BMW E36 325i

3 — 2 JDM MOTOR 2 — ULTIMA VUELTA

Vta	D	Tiempo	Sector 1	Sector 2	Sector 3	V.Max	Elapsed
1		2:11.779	56.496	41.241	34.042	164.3	2:11.779
2		2:02.894	47.242	41.255	34.397	184.6	4:14.673
3		2:01.224	46.409	40.580	34.235	190.8	6:15.897
4		2:01.297	46.287	40.779	34.231	186.8	8:17.194
5		2:00.046	46.175	40.178	33.693	184.9	10:17.240
6		2:00.042	46.310	40.094	33.638	180.6	12:17.282
7		1:59.871	46.059	40.042	33.770	185.5	14:17.153
8		2:00.984	46.155	40.528	34.301	183.3	16:18.137
9		1:59.738	45.790	40.002	33.946	187.8	18:17.875
10		2:00.218	46.293	40.090	33.835	178.8	20:18.093
11		2:00.395	45.866	40.361	34.168	180.9	22:18.488
12		1:59.145	45.760	39.819	33.566	182.7	24:17.633
13	1	1:59.529	45.943	40.015	33.571	185.2	26:17.162
14	1	1:59.902	45.764	40.162	33.976	191.4	28:17.064
15	1	2:00.978	46.539	40.227	34.212	193.8	30:18.042
16	1	2:00.326	45.924	40.085	34.317	193.5	32:18.368
17	1	2:07.545	46.079	39.940	41.526	187.1	34:25.913
18	1	2:00.770	46.527	40.323	33.920	177.9	36:26.683
19	1	2:00.046	46.368	40.236	33.442	184.3	38:26.729
20	1	1:58.805	45.770	39.757	33.278	194.2	40:25.534
21	1	1:59.818	46.284	40.004	33.530	192.8	42:25.352
22	1	2:01.702	46.269	40.817	34.616	194.5	44:27.054
23	1	2:00.856	46.712	40.426	33.718	175.3	46:27.910
24	1	1:59.426	45.820	39.839	33.767	191.8	48:27.336
25	1	1:59.611	45.782	40.229	33.600	182.7	50:26.947
26	1	1:59.758	45.721	40.303	33.734	191.1	52:26.705
27	1	2:00.984	46.115	40.292	34.577	183.3	54:27.689
28	1	2:00.889	46.744	40.140	34.005	185.8	56:28.578
29	1	2:00.083	46.332	40.069	33.682	187.1	58:28.661
30	1	2:11.743 P	46.716	41.636	43.391	183.9	1:00:40.404
31	2		2:47.858	42.168		96.0	

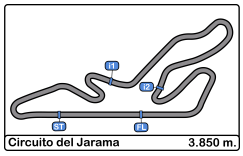

Circuito del Jarama
VI UV Endurance RACE Jarama
Carrera 4H
Tiempos Por Vuelta 1 Hora

14 — 1 OLIMPIA TECSPORT — VW Golf MK2

2 — 2 OLIMPIA TECSPORT — ULTIMA VUELTA

Vta	D	Tiempo	Sector 1	Sector 2	Sector 3	V.Max	Elapsed
1		9:20.824	8:02.460	43.018	35.346	95.4	9:20.824
2		2:05.921	49.193	42.024	34.704	172.8	11:26.745
3		2:03.781	47.501	41.501	34.779	181.8	13:30.526
4		2:03.769	47.653	41.490	34.626	181.5	15:34.295
5		2:03.211	47.783	41.143	34.285	181.5	17:37.506
6		2:03.597	47.962	41.360	34.275	182.4	19:41.103
7		2:03.464	47.154	41.572	34.738	185.8	21:44.567
8		2:03.658	47.177	42.077	34.404	186.5	23:48.225
9	1	2:03.305	47.340	41.485	34.480	180.0	25:51.530
10	1	2:03.185	47.412	41.596	34.177	183.3	27:54.715
11	1	2:03.510	47.137	41.957	34.416	188.1	29:58.225
12	1	2:02.720	47.047	41.569	34.104	186.5	32:00.945
13	1	2:02.149	46.964	41.001	34.184	184.9	34:03.094
14	1	2:02.276	46.936	41.148	34.192	186.5	36:05.370
15	1	2:04.279	46.965	42.255	35.059	189.4	38:09.649
16	1	2:06.296	47.960	43.203	35.133	180.0	40:15.945
17	1	2:04.389	48.919	41.176	34.294	180.0	42:20.334
18	1	2:06.053	49.209	42.467	34.377	172.8	44:26.387
19	1	2:04.801	48.406	41.395	35.000	177.3	46:31.188
20	1	2:02.186	47.034	40.979	34.173	183.6	48:33.374
21	1	2:03.678	47.416	41.880	34.382	185.8	50:37.052
22	1	2:05.083	47.625	41.745	35.713	181.5	52:42.135
23	1	2:01.678	46.744	40.795	34.139	183.0	54:43.813
24	1	2:02.884	47.285	41.558	34.041	182.4	56:46.697
25	1	2:03.039	47.305	41.092	34.642	182.4	58:49.736
26	1	2:02.850	47.533	41.209	34.108	182.1	1:00:52.586
27	1	2:03.638	47.291	41.943	34.404	181.8	1:02:56.224
28	1		47.443	41.085		178.5	

15 — 1 PIKANTO RACING — SEAT TOLEDO

2 — 2 PIKANTO RACING — ESCUDERÍA A. POTARROJOS

Vta	D	Tiempo	Sector 1	Sector 2	Sector 3	V.Max	Elapsed
1		2:16.754	58.191	42.875	35.688	151.2	2:16.754
2		2:06.624	48.053	43.006	35.565	190.4	4:23.378
3		2:05.042	47.825	42.351	34.866	188.4	6:28.420
4		2:03.940	47.710	41.853	34.377	183.9	8:32.360
5		2:04.976	47.891	42.308	34.777	184.9	10:37.336
6		2:04.686	48.003	41.906	34.777	186.5	12:42.022
7		2:03.525	47.344	41.765	34.416	183.9	14:45.547
8		2:04.028	47.635	41.834	34.559	183.6	16:49.575
9		2:03.332	47.007	41.852	34.473	187.8	18:52.907
10		2:06.566	48.254	42.595	35.717	183.3	20:59.473
11		2:03.617	47.647	41.267	34.703	179.4	23:03.090
12	1	2:03.114	47.099	41.376	34.639	184.6	25:06.204
13	1	2:03.200	47.224	41.388	34.588	185.8	27:09.404
14	1	2:03.252	47.128	41.407	34.717	184.6	29:12.656
15	1	2:04.152	47.911	41.523	34.718	185.8	31:16.808
16	1	2:03.216	47.524	41.140	34.552	181.5	33:20.024
17	1	2:03.268	47.039	41.632	34.597	187.5	35:23.292
18	1	2:03.483	47.264	41.512	34.707	186.2	37:26.775
19	1	2:02.904	47.710	40.928	34.266	179.7	39:29.679
20	1	2:03.115	47.007	41.717	34.391	183.3	41:32.794
21	1	2:03.639	47.340	41.721	34.578	183.9	43:36.433
22	1	2:03.300	47.457	41.336	34.507	187.1	45:39.733
23	1	2:03.481	47.336	41.285	34.860	184.6	47:43.214
24	1	2:04.110	48.358	41.148	34.604	181.8	49:47.324
25	1	2:03.353	47.124	41.414	34.815	181.5	51:50.677
26	1	2:03.183	47.031	41.319	34.833	184.9	53:53.860
27	1	2:05.539	48.079	42.890	34.570	180.3	55:59.399
28	1	2:02.876	47.271	41.164	34.441	185.2	58:02.275
29	1	2:04.406	47.205	41.747	35.454	184.3	1:00:06.681
30	1	2:12.892 P	47.446	42.987	42.459	183.3	1:02:19.573

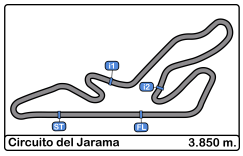

Circuito del Jarama
VI UV Endurance RACE Jarama
Carrera 4H
Tiempos Por Vuelta 1 Hora

16 — 1 RRO RACING — BMW E36 325i

3 — 2 RRO RACING — ULTIMA VUELTA

Vta	D	Tiempo	Sector 1	Sector 2	Sector 3	V.Max	Elapsed
1		2:05.456	52.772	40.059	32.625	165.8	2:05.456
2		1:56.981	45.060	39.413	32.508	194.2	4:02.437
3		1:56.488	44.378	39.529	32.581	198.1	5:58.925
4		1:55.702	44.374	39.035	32.293	193.8	7:54.627
5		1:56.402	44.745	39.366	32.291	197.0	9:51.029
6		1:58.454	46.651	39.341	32.462	195.6	11:49.483
7		1:56.484	44.615	38.937	32.932	198.5	13:45.967
8		1:56.553	44.702	39.081	32.770	191.8	15:42.520
9		1:57.024	44.558	39.691	32.775	195.6	17:39.544
10		1:56.959	44.874	39.609	32.476	198.1	19:36.503
11		1:57.167	45.171	39.323	32.673	184.3	21:33.670
12		1:58.014	45.393	39.790	32.831	198.5	23:31.684
13	1	1:56.953	44.827	39.675	32.451	197.4	25:28.637
14	1	1:56.473	44.889	39.285	32.299	199.6	27:25.110
15	1	1:55.794	44.518	38.951	32.325	198.8	29:20.904
16	1	1:55.840	44.203	39.061	32.576	199.2	31:16.744
17	1	1:56.861	44.538	39.403	32.920	198.8	33:13.605
18	1	1:57.522	44.885	39.555	33.082	197.4	35:11.127
19	1	1:56.263	44.623	39.080	32.560	196.7	37:07.390
20	1	1:56.214	44.455	39.271	32.488	197.8	39:03.604
21	1	1:56.063	44.248	39.040	32.775	198.5	40:59.667
22	1	1:56.785	44.421	40.022	32.342	199.2	42:56.452
23	1	1:56.326	44.389	39.502	32.435	200.0	44:52.778
24	1	1:56.724	44.807	39.180	32.737	201.8	46:49.502
25	1	1:57.079	44.712	39.936	32.431	198.5	48:46.581
26	1	1:55.866	44.281	38.960	32.625	199.2	50:42.447
27	1	1:56.747	44.512	39.546	32.689	199.2	52:39.194
28	1	1:56.260	44.543	39.121	32.596	197.8	54:35.454
29	1	1:58.297	45.976	39.752	32.569	195.2	56:33.751
30	1	1:56.514	45.021	39.146	32.347	197.4	58:30.265
31	1	2:04.685 P	45.194	39.780	39.711	199.2	1:00:34.950
32	2		2:46.404	40.975		96.0	

18 — 1 VSR MOTORSPORT 1 — BMW E36 325i

3 — 2 VSR MOTORSPORT 1 — ULTIMA VUELTA

Vta	D	Tiempo	Sector 1	Sector 2	Sector 3	V.Max	Elapsed
1		2:05.008	52.355	40.017	32.636	165.1	2:05.008
2		1:56.894	45.147	39.341	32.406	187.5	4:01.902
3		1:56.392	44.600	39.311	32.481	194.5	5:58.294
4		1:56.020	44.482	39.202	32.336	193.2	7:54.314
5		1:56.188	44.464	39.390	32.334	193.8	9:50.502
6		1:56.770	44.788	39.387	32.595	191.8	11:47.272
7		1:57.041	44.831	39.439	32.771	194.2	13:44.313
8		1:56.663	44.897	39.039	32.727	194.2	15:40.976
9		1:56.637	44.610	39.229	32.798	193.2	17:37.613
10		1:57.948	44.901	39.415	33.632	191.4	19:35.561
11		1:57.139	45.046	39.363	32.730	189.4	21:32.700
12		1:57.648	45.033	39.514	33.101	196.0	23:30.348
13	1	1:57.997	45.949	39.464	32.584	194.5	25:28.345
14	1	1:56.594	45.006	39.051	32.537	192.5	27:24.939
15	1	1:57.230	45.428	39.287	32.515	192.5	29:22.169
16	1	1:56.103	44.389	39.094	32.620	196.0	31:18.272
17	1	1:58.199	45.096	39.336	33.767	187.8	33:16.471
18	1	1:56.747	44.821	39.481	32.445	196.7	35:13.218
19	1	1:56.618	45.140	38.937	32.541	193.8	37:09.836
20	1	1:56.460	44.581	39.315	32.564	194.5	39:06.296
21	1	1:56.310	44.592	39.132	32.586	192.5	41:02.606
22	1	1:57.235	44.760	39.442	33.033	196.7	42:59.841
23	1	1:55.866	44.469	39.044	32.353	191.8	44:55.707
24	1	1:57.253	45.012	39.481	32.760	195.6	46:52.960
25	1	1:57.156	44.475	39.081	33.600	195.2	48:50.116
26	1	1:55.749	44.375	38.916	32.458	194.9	50:45.865
27	1	4:38.427 P	44.604	39.149	3:14.674	194.2	55:24.292
28	2	4:21.282	3:04.864	42.073	34.345	68.2	59:45.574
29	2	2:02.693	47.344	41.436	33.913	189.8	1:01:48.267
30	2	2:00.238	45.742	40.614	33.882	187.8	1:03:48.505
31	2		45.401			187.8	

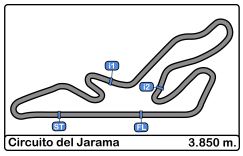

Circuito del Jarama
VI UV Endurance RACE Jarama
Carrera 4H
Tiempos Por Vuelta 1 Hora

19

1 RACING TO ENJOY 1 — BMW E36 325i

3 — 2 RACING TO ENJOY 1 — CD TERRA TRAINING MOTORSPORT

Vta	D	Tiempo	Sector 1	Sector 2	Sector 3	V.Max	Elapsed
1		2:04.476	52.335	39.383	32.758	163.1	2:04.476
2		1:56.313	44.916	38.880	32.517	192.8	4:00.789
3		1:55.393	44.255	38.693	32.445	194.5	5:56.182
4		1:55.222	44.216	38.710	32.296	196.3	7:51.404
5		1:55.878	44.705	38.778	32.395	196.3	9:47.282
6		1:56.000	44.339	39.204	32.457	196.7	11:43.282
7		1:56.422	44.502	39.236	32.684	192.5	13:39.704
8		1:56.098	44.524	39.018	32.556	196.3	15:35.802
9		1:57.030	45.274	39.167	32.589	196.3	17:32.832
10		1:58.019	45.591	39.824	32.604	196.7	19:30.851
11		1:57.601	44.618	39.170	33.813	196.7	21:28.452
12		1:57.323	44.745	39.560	33.018	196.0	23:25.775
13	1	1:56.457	44.453	39.117	32.887	194.5	25:22.232
14	1	1:56.938	44.699	39.202	33.037	196.0	27:19.170
15	1	1:56.418	44.598	39.375	32.445	189.1	29:15.588
16	1	1:56.734	44.774	39.349	32.611	195.2	31:12.322
17	1	1:57.235	45.122	39.387	32.726	196.0	33:09.557
18	1	1:58.254	45.602	39.582	33.070	187.8	35:07.811
19	1	1:56.844	45.027	39.202	32.615	191.1	37:04.655
20	1	1:56.347	44.525	39.097	32.725	195.6	39:01.002
21	1	1:57.023	44.731	39.736	32.556	196.0	40:58.025
22	1	1:58.099	45.347	40.279	32.473	194.9	42:56.124
23	1	1:56.926	45.040	39.491	32.395	194.9	44:53.050
24	1	1:56.860	44.883	39.296	32.681	187.1	46:49.910
25	1	1:57.075	44.878	39.765	32.432	191.8	48:46.985
26	1	1:56.732	45.273	38.985	32.474	187.1	50:43.717
27	1	1:57.316	44.607	39.073	33.636	189.4	52:41.033
28	1	2:03.627 P	45.689	39.459	38.479	197.8	54:44.660
29	2	2:32.689	1:20.592	39.519	32.578	87.7	57:17.349
30	2	1:56.891	44.766	39.279	32.846	190.1	59:14.240
31	2	1:57.287	45.229	39.357	32.701	173.6	1:01:11.527
32	2		44.716	39.369		195.2	

21

1 BOYACÁ VSR — BMW E36 325i

3 — 2 BOYACÁ VSR — ULTIMA VUELTA

Vta	D	Tiempo	Sector 1	Sector 2	Sector 3	V.Max	Elapsed
1		2:08.773	53.434	41.417	33.922	160.0	2:08.773
2		1:59.458	46.197	40.098	33.163	179.1	4:08.231
3		1:58.621	45.652	39.964	33.005	185.5	6:06.852
4		1:57.537	45.087	39.366	33.084	191.8	8:04.389
5		1:58.547	45.856	39.606	33.085	187.1	10:02.936
6		1:58.242	45.366	39.731	33.145	192.8	12:01.178
7		1:58.827	45.311	40.520	32.996	189.4	14:00.005
8		1:59.811	45.285	41.033	33.493	192.5	15:59.816
9		1:58.153	45.687	39.513	32.953	192.1	17:57.969
10		1:57.745	45.128	39.356	33.261	195.2	19:55.714
11		1:58.411	46.228	39.262	32.921	173.3	21:54.125
12		1:59.236	45.470	39.200	34.566	194.5	23:53.361
13	1	1:59.823	45.954	40.618	33.251	183.9	25:53.184
14	1	1:59.798	46.568	40.128	33.102	182.4	27:52.982
15	1	1:57.748	45.253	39.447	33.048	190.4	29:50.730
16	1	2:00.463	46.648	40.683	33.132	180.6	31:51.193
17	1	1:59.759	47.080	39.688	32.991	185.2	33:50.952
18	1	1:59.365	46.102	40.233	33.030	186.2	35:50.317
19	1	1:57.657	45.681	39.302	32.674	186.5	37:47.974
20	1	1:59.083	45.457	39.746	33.880	189.1	39:47.057
21	1	1:58.958	46.279	39.510	33.169	176.7	41:46.015
22	1	1:59.283	46.423	39.872	32.988	183.0	43:45.298
23	1	1:58.451	45.801	39.716	32.934	183.0	45:43.749
24	1	1:59.550	45.590	40.155	33.805	184.9	47:43.299
25	1	1:59.518	46.801	39.799	32.918	176.1	49:42.817
26	1	1:57.735	45.455	39.430	32.850	191.4	51:40.552
27	1	1:59.710	46.530	39.695	33.485	184.3	53:40.262
28	1	3:49.164 P	46.265	40.577	2:22.322	187.8	57:29.426
29	2	5:22.475	4:06.186	41.334	34.955	94.5	1:02:51.901
30	2		46.697	39.186		179.4	

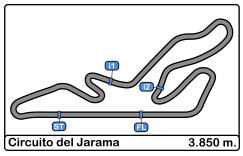

Circuito del Jarama
VI UV Endurance RACE Jarama
Carrera 4H
Tiempos Por Vuelta 1 Hora

26 — 1 KOBE MOTOR — Toyota Aygo

AYGO — 2 KOBE MOTOR — RACE

Vta	D	Tiempo	Sector 1	Sector 2	Sector 3	V.Max	Elapsed
1		2:41.754	1:12.602	49.241	39.911	147.7	2:41.754
2		2:21.230	53.671	48.694	38.865	151.2	5:02.984
3		2:20.549	53.309	48.361	38.879	149.7	7:23.533
4		2:21.380	54.023	48.328	39.029	149.3	9:44.913
5		2:22.371	54.553	48.270	39.548	148.5	12:07.284
6		2:20.048	53.064	48.247	38.737	148.3	14:27.332
7		2:20.571	53.275	48.446	38.850	148.3	16:47.903
8		2:20.955	52.972	48.612	39.371	147.5	19:08.858
9		2:22.842	53.412	48.977	40.453	148.3	21:31.700
10		2:21.643	53.121	48.249	40.273	152.5	23:53.343
11	1	2:21.958	53.297	48.504	40.157	152.9	26:15.301
12	1	2:20.607	53.225	48.351	39.031	149.1	28:35.908
13	1	2:20.005	53.066	48.199	38.740	149.5	30:55.913
14	1	2:23.245	53.306	49.601	40.338	148.3	33:19.158
15	1	2:19.929	52.815	48.240	38.874	149.3	35:39.087
16	1	2:20.432	53.396	48.214	38.822	148.1	37:59.519
17	1	2:21.231	52.998	49.535	38.698	149.1	40:20.750
18	1	2:21.985	53.563	49.201	39.221	151.0	42:42.735
19	1	2:22.124	52.992	50.211	38.921	151.0	45:04.859
20	1	2:21.183	52.466	48.750	39.967	150.0	47:26.042
21	1	2:23.656	54.305	48.817	40.534	151.0	49:49.698
22	1	2:20.983	53.793	48.244	38.946	150.2	52:10.681
23	1	2:23.478	53.236	48.803	41.439	148.7	54:34.159
24	1	2:21.157	53.339	48.878	38.940	150.0	56:55.316
25	1	2:21.412	53.225	48.676	39.511	148.5	59:16.728
26	1	2:28.164 P	52.643	48.800	46.721	149.7	1:01:44.892

31 — 1 Primera Team — Nissan Primera

2 — 2 Primera Team — ESCUDERÍA LE MANS

Vta	D	Tiempo	Sector 1	Sector 2	Sector 3	V.Max	Elapsed
1		2:17.910	59.732	42.679	35.499	138.2	2:17.910
2		2:07.040	48.508	42.562	35.970	169.5	4:24.950
3		2:07.214	48.798	42.736	35.680	171.4	6:32.164
4		2:08.269	49.594	42.596	36.079	170.3	8:40.433
5		2:07.925	49.351	42.657	35.917	167.1	10:48.358
6		2:07.558	49.421	42.378	35.759	159.7	12:55.916
7		2:07.475	49.049	42.659	35.767	174.7	15:03.391
8		2:08.503	49.480	42.757	36.266	168.2	17:11.894
9		2:07.192	49.177	42.411	35.604	169.8	19:19.086
10		2:06.364	47.967	43.190	35.207	174.4	21:25.450
11		2:07.362	48.937	41.773	36.652	176.1	23:32.812
12	1	2:05.310	47.817	42.277	35.216	178.8	25:38.122
13	1	2:03.975	47.457	41.583	34.935	180.0	27:42.097
14	1	2:05.447	47.522	42.348	35.577	179.4	29:47.544
15	1	2:05.473	47.984	41.845	35.644	178.8	31:53.017
16	1	2:06.779	48.132	42.958	35.689	171.9	33:59.796
17	1	2:04.494	47.493	41.844	35.157	173.0	36:04.290
18	1	2:05.144	47.457	42.248	35.439	176.1	38:09.434
19	1	2:06.180	48.217	42.617	35.346	170.8	40:15.614
20	1	2:04.461	47.712	41.581	35.168	175.8	42:20.075
21	1	2:06.228	48.093	42.598	35.537	175.3	44:26.303
22	1	2:06.489	49.438	42.045	35.006	163.8	46:32.792
23	1	2:04.442	47.472	41.727	35.243	173.6	48:37.234
24	1	2:06.597	47.826	42.257	36.514	172.5	50:43.831
25	1	2:06.863	49.559	42.103	35.201	165.3	52:50.694
26	1	2:04.499	47.692	41.590	35.217	180.0	54:55.193
27	1	2:05.255	48.013	42.037	35.205	174.7	57:00.448
28	1	6:17.243 P	48.169	41.856	4:47.218	172.2	1:03:17.691

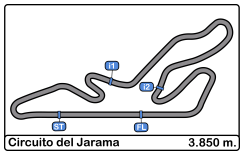

Circuito del Jarama
VI UV Endurance RACE Jarama
Carrera 4H
Tiempos Por Vuelta 1 Hora

33 — 1 VAGSPEED MOTORSPORT — Citroen Saxo 8v

SAXO — 2 VAGSPEED MOTORSPORT — Óscar Bartol Leclere

Vta	D	Tiempo		Sector 1	Sector 2	Sector 3	V.Max	Elapsed
1		2:22.971		1:02.447	44.287	36.237	155.6	2:22.971
2		2:11.130		50.157	44.654	36.319	172.8	4:34.101
3		2:09.791		49.777	43.800	36.214	173.0	6:43.892
4		2:08.428		49.251	43.386	35.791	172.8	8:52.320
5		2:08.770		49.562	43.373	35.835	175.3	11:01.090
6		2:07.391		48.499	43.125	35.767	173.3	13:08.481
7		2:07.360		48.491	43.012	35.857	174.7	15:15.841
8		2:08.058		48.894	43.261	35.903	172.8	17:23.899
9		2:08.425		49.141	42.945	36.339	175.8	19:32.324
10		2:09.088		49.996	43.309	35.783	174.7	21:41.412
11		2:08.933		48.753	43.885	36.295	174.4	23:50.345
12	1	2:07.547		48.451	43.512	35.584	174.1	25:57.892
13	1	2:08.233		49.005	43.692	35.536	179.7	28:06.125
14	1	2:07.188		48.237	42.975	35.976	177.3	30:13.313
15	1	2:09.723		48.931	43.764	37.028	172.5	32:23.036
16	1	2:07.319		48.308	43.181	35.830	173.6	34:30.355
17	1	2:07.297		48.544	43.117	35.636	173.6	36:37.652
18	1	2:08.062		48.856	43.295	35.911	176.1	38:45.714
19	1	2:08.167		48.817	43.589	35.761	173.0	40:53.881
20	1	2:08.495		48.416	43.623	36.456	174.7	43:02.376
21	1	2:07.832		48.468	43.303	36.061	177.6	45:10.208
22	1	2:08.630		49.068	43.744	35.818	177.3	47:18.838
23	1	2:08.591		48.682	43.777	36.132	176.7	49:27.429
24	1	2:07.341		48.905	43.012	35.424	177.9	51:34.770
25	1	2:08.056		48.571	43.210	36.275	174.4	53:42.826
26	1	2:08.357		48.537	43.487	36.333	174.7	55:51.183
27	1	2:07.776		49.277	42.818	35.681	175.8	57:58.959
28	1	2:14.738	P	48.764	44.052	41.922	174.7	1:00:13.697
29	2	4:05.906		2:46.890	43.366	35.650	91.2	1:04:19.603

34 — 1 EB Racing — BMW E36 325i

3 — 2 EB Racing — ULTIMA VUELTA

Vta	D	Tiempo		Sector 1	Sector 2	Sector 3	V.Max	Elapsed
1		2:21.688		1:02.218	43.749	35.721	141.3	2:21.688
2		2:08.261		50.153	42.562	35.546	166.1	4:29.949
3		2:06.690		48.802	42.392	35.496	184.6	6:36.639
4		2:06.469		48.798	42.418	35.253	180.3	8:43.108
5		2:07.323		48.997	42.775	35.551	182.7	10:50.431
6		2:07.049		49.117	42.566	35.366	179.1	12:57.480
7		2:07.108		48.573	43.493	35.042	179.1	15:04.588
8		2:07.593		49.012	42.378	36.203	178.2	17:12.181
9		2:05.000		47.921	41.827	35.252	186.2	19:17.181
10		2:04.854		47.918	41.738	35.198	182.4	21:22.035
11		2:05.458		48.210	42.033	35.215	173.0	23:27.493
12	1	2:06.854		49.351	42.359	35.144	176.4	25:34.347
13	1	2:05.768		48.465	42.313	34.990	170.6	27:40.115
14	1	2:05.171		47.706	41.914	35.551	189.4	29:45.286
15	1	2:04.972		47.930	41.675	35.367	180.3	31:50.258
16	1	2:06.150		48.755	41.993	35.402	177.0	33:56.408
17	1	2:05.611		48.279	41.907	35.425	173.3	36:02.019
18	1	2:06.563		48.851	42.413	35.299	172.2	38:08.582
19	1	2:06.464		48.116	42.865	35.483	177.3	40:15.046
20	1	2:09.427		49.765	43.790	35.872	177.6	42:24.473
21	1	2:08.133		50.120	41.782	36.231	171.9	44:32.606
22	1	2:09.285		49.151	42.732	37.402	176.1	46:41.891
23	1	2:10.080		50.525	43.106	36.449	164.1	48:51.971
24	1	2:14.152	P	48.910	42.924	42.318	174.7	51:06.123
25	2	4:38.502		3:10.863	46.934	40.705	77.5	55:44.625
26	2	2:12.073		50.858	45.195	36.020	164.8	57:56.698
27	2	2:07.512		48.630	43.242	35.640	168.4	1:00:04.210
28	2	2:08.999		48.880	43.718	36.401	171.4	1:02:13.209
29	2	2:09.568		48.818	44.028	36.722	175.8	1:04:22.777

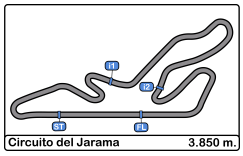

Circuito del Jarama
VI UV Endurance RACE Jarama
Carrera 4H
Tiempos Por Vuelta 1 Hora

35

1 EVC — BMW E36 325i

3 — 2 EVC — ZAMUDIO RACING ELKARTEA

Vta	D	Tiempo	Sector 1	Sector 2	Sector 3	V.Max	Elapsed
1		2:11.273	56.133	40.996	34.144	155.1	2:11.273
2		2:02.983	46.867	41.681	34.435	193.2	4:14.256
3		2:04.536	48.148	41.872	34.516	189.4	6:18.792
4		2:03.962	47.516	41.700	34.746	190.1	8:22.754
5		2:04.746	47.819	42.419	34.508	190.4	10:27.500
6		2:04.944	48.137	41.773	35.034	186.2	12:32.444
7		2:03.565	47.581	41.626	34.358	187.1	14:36.009
8		2:04.125	47.557	41.704	34.864	191.1	16:40.134
9		2:05.588	48.497	42.070	35.021	184.9	18:45.722
10		2:04.052	48.069	41.527	34.456	186.2	20:49.774
11		2:03.606	47.670	41.581	34.355	190.1	22:53.380
12	1	2:03.766	47.980	41.448	34.338	189.4	24:57.146
13	1	2:03.785	47.853	41.058	34.874	183.3	27:00.931
14	1	2:03.290	47.317	41.410	34.563	188.8	29:04.221
15	1	2:04.634	47.553	42.215	34.866	186.8	31:08.855
16	1	2:06.266	47.285	43.043	35.938	189.4	33:15.121
17	1	2:03.839	47.940	41.529	34.370	188.8	35:18.960
18	1	2:04.177	47.422	41.917	34.838	188.8	37:23.137
19	1	2:02.892	46.988	41.486	34.418	188.4	39:26.029
20	1	2:04.649	47.725	41.534	35.390	179.1	41:30.678
21	1	2:06.479	48.685	42.183	35.611	168.4	43:37.157
22	1	2:05.489	48.034	42.366	35.089	181.5	45:42.646
23	1	2:04.319	48.180	41.599	34.540	188.1	47:46.965
24	1	2:04.182	47.593	41.912	34.677	190.8	49:51.147
25	1	2:04.570	48.152	41.756	34.662	182.4	51:55.717
26	1	2:04.202	47.930	41.451	34.821	176.1	53:59.919
27	1	2:04.368	47.353	41.935	35.080	193.8	56:04.287
28	1	2:04.234	47.702	41.815	34.717	188.4	58:08.521
29	1	2:04.102	47.390	41.674	35.038	182.4	1:00:12.623
30	1	2:10.982 P	47.965	42.280	40.737	186.5	1:02:23.605

36

1 VSR MOTORSPORT SAXO — Citroen Saxo 1.6

SAXO — 2 VSR MOTORSPORT SAXO — ULTIMA VUELTA

Vta	D	Tiempo	Sector 1	Sector 2	Sector 3	V.Max	Elapsed
1		2:20.595	1:00.956	43.595	36.044	153.4	2:20.595
2		2:09.027	48.935	44.283	35.809	176.7	4:29.622
3		2:09.496	49.623	43.817	36.056	175.3	6:39.118
4		2:07.450	48.209	43.339	35.902	175.0	8:46.568
5		2:06.612	48.146	43.120	35.346	172.8	10:53.180
6		2:06.626	48.051	42.991	35.584	174.7	12:59.806
7		2:07.364	48.793	43.075	35.496	176.4	15:07.170
8		2:07.877	48.687	43.383	35.807	176.4	17:15.047
9		2:06.516	48.259	42.881	35.376	173.6	19:21.563
10		2:07.408	48.156	43.128	36.124	172.8	21:28.971
11		2:06.349	48.092	42.913	35.344	175.6	23:35.320
12	1	2:06.942	48.154	43.098	35.690	173.3	25:42.262
13	1	2:06.736	48.209	43.094	35.433	171.9	27:48.998
14	1	2:06.611	48.165	43.000	35.446	171.4	29:55.609
15	1	2:07.183	48.171	43.393	35.619	170.0	32:02.792
16	1	2:06.910	48.203	43.186	35.521	172.5	34:09.702
17	1	2:06.925	48.131	43.081	35.713	171.7	36:16.627
18	1	2:08.609	49.022	42.953	36.634	170.8	38:25.236
19	1	2:07.789	49.417	42.898	35.474	172.8	40:33.025
20	1	2:07.124	48.211	43.238	35.675	173.3	42:40.149
21	1	2:06.815	48.293	43.039	35.483	172.5	44:46.964
22	1	2:07.161	48.275	43.480	35.406	172.5	46:54.125
23	1	2:07.238	48.160	43.058	36.020	175.0	49:01.363
24	1	2:07.302	48.443	43.209	35.650	173.0	51:08.665
25	1	2:07.428	48.479	43.244	35.705	169.2	53:16.093
26	1	2:07.396	48.467	43.310	35.619	171.1	55:23.489
27	1	2:07.659	48.742	43.188	35.729	171.1	57:31.148
28	1	2:07.667	48.744	43.211	35.712	170.8	59:38.815
29	1	2:13.943 P	48.695	43.454	41.794	167.9	1:01:52.758

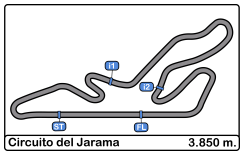

Circuito del Jarama
VI UV Endurance RACE Jarama
Carrera 4H
Tiempos Por Vuelta 1 Hora

37 — 1 MSi Race Tech — Honda Civic

1 — 2 MSi Race Tech — TEO MARTIN MOTORSPORT

Vta	D	Tiempo	Sector 1	Sector 2	Sector 3	V.Max	Elapsed
1		2:21.083	1:00.627	44.930	35.526	146.1	2:21.083
2		2:06.999	48.652	43.668	34.679	157.6	4:28.082
3		2:04.732	47.147	43.092	34.493	177.3	6:32.814
4		2:04.460	48.161	41.637	34.662	180.3	8:37.274
5		2:04.713	47.965	42.006	34.742	176.4	10:41.987
6		2:04.371	47.386	42.030	34.955	178.2	12:46.358
7		2:04.444	47.640	42.071	34.733	176.1	14:50.802
8		2:04.559	47.599	41.984	34.976	174.1	16:55.361
9		2:04.636	47.724	42.199	34.713	175.8	18:59.997
10		2:05.436	47.543	42.107	35.786	177.9	21:05.433
11		2:04.547	47.595	42.129	34.823	175.3	23:09.980
12	1	2:04.637	47.601	42.029	35.007	174.1	25:14.617
13	1	2:06.867	48.332	42.183	36.352	175.3	27:21.484
14	1	2:06.052	47.793	43.516	34.743	172.8	29:27.536
15	1	2:04.641	47.217	42.058	35.366	177.0	31:32.177
16	1	2:04.587	47.554	42.135	34.898	175.0	33:36.764
17	1	2:04.834	47.407	42.537	34.890	175.8	35:41.598
18	1	2:05.489	47.652	42.998	34.839	170.3	37:47.087
19	1	2:06.079	48.728	42.323	35.028	168.4	39:53.166
20	1	2:06.732	48.112	43.511	35.109	172.8	41:59.898
21	1	2:11.365 P	48.029	42.420	40.916	176.4	44:11.263
22	2	4:08.800	2:49.157	44.416	35.227	95.4	48:20.063
23	2	2:05.109	47.973	42.739	34.397	167.9	50:25.172
24	2	2:07.632	50.632	42.626	34.374	175.3	52:32.804
25	2	2:02.710	46.980	41.498	34.232	177.9	54:35.514
26	2	2:03.420	47.511	41.567	34.342	172.2	56:38.934
27	2	2:03.698	47.064	42.254	34.380	183.0	58:42.632
28	2	2:04.339	47.874	42.127	34.338	176.4	1:00:46.971
29	2	2:03.879	47.653	41.773	34.453	177.6	1:02:50.850
30	2		48.309	41.283		177.9	

38 — 1 RACING for ALCALA — Toyota Aygo

AYGO — 2 RACING for ALCALA — JARAMA SPORT

Vta	D	Tiempo	Sector 1	Sector 2	Sector 3	V.Max	Elapsed
1		2:37.496	1:09.856	48.015	39.625	144.5	2:37.496
2		2:19.667	53.045	47.988	38.634	151.2	4:57.163
3		2:18.838	52.649	47.807	38.382	151.6	7:16.001
4		2:19.721	53.503	47.882	38.336	150.2	9:35.722
5		2:18.513	52.485	47.814	38.214	150.8	11:54.235
6		2:19.294	52.533	48.171	38.590	151.6	14:13.529
7		2:20.095	53.534	48.014	38.547	150.0	16:33.624
8		2:19.136	52.553	48.192	38.391	149.5	18:52.760
9		2:19.478	52.824	48.093	38.561		21:12.238
10		2:20.388	52.603	49.453	38.332	150.2	23:32.626
11	1	2:19.255	53.077	47.855	38.323		25:51.881
12	1	2:19.384	52.785	47.732	38.867		28:11.265
13	1	2:18.883	52.396	48.034	38.453	151.0	30:30.148
14	1	2:19.418	52.507	48.151	38.760	150.2	32:49.566
15	1	2:19.392	52.916	47.955	38.521	150.6	35:08.958
16	1	2:20.342	53.473	48.215	38.654		37:29.300
17	1	2:19.808	52.527	48.015	39.266	154.9	39:49.108
18	1	2:18.945	52.585	48.056	38.304	149.1	42:08.053
19	1	2:18.781	52.155	48.005	38.621	151.6	44:26.834
20	1	2:19.028	52.497	48.147	38.384	150.2	46:45.862
21	1	2:18.854	52.642	47.866	38.346	151.4	49:04.716
22	1	2:19.638	52.932	47.813	38.893		51:24.354
23	1	2:20.889	52.878	48.615	39.396	148.3	53:45.243
24	1	2:19.097	52.543	48.129	38.425	152.9	56:04.340
25	1	2:19.169	52.835	47.853	38.481	150.6	58:23.509
26	1	2:24.462 P	53.001	48.386	43.075	150.4	1:00:47.971
27	2		3:28.669			73.4	

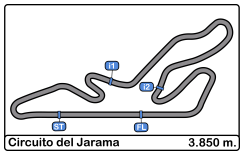

Circuito del Jarama
VI UV Endurance RACE Jarama
Carrera 4H
Tiempos Por Vuelta 1 Hora

39 — 1 GT SPORT — Citroen Saxo 1.6

SAXO — 2 GT SPORT — ULTIMA VUELTA

Vta	D	Tiempo	Sector 1	Sector 2	Sector 3	V.Max	Elapsed
1		2:35.175	1:08.965	48.289	37.921	150.8	2:35.175
2		2:15.427	51.741	46.173	37.513	161.4	4:50.602
3		2:14.988	50.981	46.710	37.297	152.3	7:05.590
4		2:15.294	51.501	46.329	37.464	165.1	9:20.884
5		2:11.581	50.207	44.758	36.616	165.8	11:32.465
6		2:14.755	50.177	45.866	38.712	168.4	13:47.220
7		2:17.318	51.512	46.212	39.594	164.1	16:04.538
8		2:15.410	51.722	45.217	38.471	160.4	18:19.948
9		2:11.973	50.113	45.131	36.729	164.1	20:31.921
10		2:11.341	49.871	44.926	36.544	167.7	22:43.262
11	1	2:11.103	49.350	44.960	36.793	166.4	24:54.365
12	1	2:13.706	51.977	45.134	36.595	164.6	27:08.071
13	1	2:12.737	50.710	45.599	36.428	165.1	29:20.808
14	1	2:11.458	49.865	44.225	37.368	163.3	31:32.266
15	1	2:11.670	49.704	44.735	37.231	165.6	33:43.936
16	1	2:13.830	51.195	45.865	36.770	155.3	35:57.766
17	1	2:14.614	50.235	47.749	36.630	169.2	38:12.380
18	1	2:13.309	49.155	45.521	38.633	169.2	40:25.689
19	1	2:12.350	50.238	45.988	36.124	160.7	42:38.039
20	1	2:10.714	49.309	45.130	36.275	170.8	44:48.753
21	1	2:12.320	50.943	44.832	36.545	169.8	47:01.073
22	1	2:09.303	48.980	44.144	36.179	169.0	49:10.376
23	1	2:09.161	49.023	43.766	36.372	167.7	51:19.537
24	1	2:11.862	49.091	44.942	37.829	168.4	53:31.399
25	1	2:21.449 P	49.865	44.575	47.009	165.6	55:52.848
26	2	6:14.664	4:40.473	52.624	41.567	79.6	1:02:07.512
27	2		57.376	49.748		149.1	

40 — 1 UV - TECSPORT — Citroen Saxo 1.6

SAXO — 2 UV - TECSPORT — ÚLTIMA VUELTA

Vta	D	Tiempo	Sector 1	Sector 2	Sector 3	V.Max	Elapsed
1		2:38.933	1:11.304	47.918	39.711	136.8	2:38.933
2		2:20.447	54.173	48.166	38.108	159.5	4:59.380
3		2:17.121	52.711	46.580	37.830	163.8	7:16.501
4		2:16.742	52.456	46.275	38.011	164.1	9:33.243
5		2:18.282	52.156	47.023	39.103	156.2	11:51.525
6		2:17.398	52.109	47.227	38.062	162.8	14:08.923
7		2:19.784	52.589	48.235	38.960	158.5	16:28.707
8		2:19.586	54.076	46.704	38.806	163.3	18:48.293
9		2:19.722	52.787	47.928	39.007	151.0	21:08.015
10		2:16.592	52.178	46.441	37.973	160.9	23:24.607
11	1	2:23.273	54.674	49.319	39.280	154.0	25:47.880
12	1	2:25.768	55.665	50.114	39.989	163.1	28:13.648
13	1	2:17.795	53.987	46.116	37.692	152.1	30:31.443
14	1	2:16.700	52.078	45.787	38.835	151.0	32:48.143
15	1	2:16.467	52.078	46.404	37.985	161.9	35:04.610
16	1	2:18.770	52.949	47.814	38.007	160.4	37:23.380
17	1	2:18.266	53.571	46.690	38.005	158.1	39:41.646
18	1	2:22.148	53.253	49.327	39.568	154.9	42:03.794
19	1	2:17.839	52.265	46.192	39.382	161.4	44:21.633
20	1	2:19.290	54.880	46.294	38.116	159.5	46:40.923
21	1	2:21.738	55.671	47.686	38.381	154.7	49:02.661
22	1	2:17.983	52.183	47.074	38.726	160.0	51:20.644
23	1	2:18.147	52.869	47.250	38.028	165.3	53:38.791
24	1	2:30.116 P	54.260	46.041	49.815	151.0	56:08.907
25	2	5:52.537	4:24.263	48.580	39.694	76.5	1:02:01.444
26	2	2:21.631	53.258	47.201	41.172	154.7	1:04:23.075

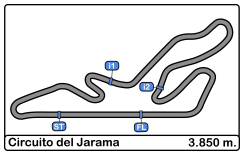

Circuito del Jarama
VI UV Endurance RACE Jarama
Carrera 4H
Tiempos Por Vuelta 1 Hora

41 — 1 ÚLTIMA VUELTA — Citroen AX

1 — 2 ÚLTIMA VUELTA — ÚLTIMA VUELTA

Vta	D	Tiempo	Sector 1	Sector 2	Sector 3	V.Max	Elapsed
1		2:13.795	57.072	41.745	34.978	141.3	2:13.795
2		2:01.661	46.300	41.343	34.018	180.0	4:15.456
3		2:01.760	47.166	41.238	33.356	185.2	6:17.216
4		2:00.303	45.792	40.336	34.175	180.6	8:17.519
5		2:00.289	46.391	40.116	33.782	182.4	10:17.808
6		2:00.250	46.325	40.353	33.572	181.8	12:18.058
7		2:00.346	46.044	40.656	33.646	180.3	14:18.404
8		2:00.358	46.120	40.762	33.476	181.5	16:18.762
9		2:00.163	46.211	40.228	33.724	180.9	18:18.925
10		1:59.383	45.764	39.909	33.710	183.9	20:18.308
11		2:00.457	46.206	40.460	33.791	178.5	22:18.765
12		1:59.401	46.026	39.889	33.486	182.1	24:18.166
13	1	1:59.463	46.086	39.916	33.461	182.4	26:17.629
14	1	2:00.316	46.349	40.161	33.806	185.2	28:17.945
15	1	2:01.437	46.554	40.557	34.326	180.6	30:19.382
16	1	2:00.699	46.164	40.617	33.918	181.8	32:20.081
17	1	2:01.626	46.842	40.732	34.052	184.6	34:21.707
18	1	2:00.512	46.485	40.405	33.622	175.0	36:22.219
19	1	2:00.767	46.465	40.130	34.172	179.7	38:22.986
20	1	2:02.141	47.626	40.282	34.233	173.3	40:25.127
21	1	2:01.634	47.148	40.807	33.679	173.6	42:26.761
22	1	2:00.574	46.173	40.437	33.964	179.1	44:27.335
23	1	2:00.994	46.959	40.237	33.798	175.3	46:28.329
24	1	2:01.085	46.818	40.225	34.042	182.4	48:29.414
25	1	2:00.007	45.791	40.250	33.966	179.4	50:29.421
26	1	2:00.156	46.162	40.329	33.665	180.6	52:29.577
27	1	2:00.145	46.144	40.241	33.760	179.1	54:29.722
28	1	1:59.741	46.069	40.195	33.477	180.3	56:29.463
29	1	4:34.358 P	45.971	39.843	3:08.544	181.2	1:01:03.821
30	2		3:14.959			88.3	

42 — 1 Fuñigators Team — Citroen Saxo 1.6

SAXO — 2 Fuñigators Team — JORGE OTERO AGREDA

Vta	D	Tiempo	Sector 1	Sector 2	Sector 3	V.Max	Elapsed
1		2:24.135	1:03.488	44.350	36.297	153.8	2:24.135
2		2:10.302	49.390	44.760	36.152	172.5	4:34.437
3		2:08.819	49.088	43.558	36.173	173.9	6:43.256
4		2:08.848	49.108	43.569	36.171	171.9	8:52.104
5		2:08.832	49.065	43.567	36.200	171.4	11:00.936
6		2:09.265	49.174	44.165	35.926	170.6	13:10.201
7		2:08.070	48.546	43.591	35.933	173.9	15:18.271
8		2:08.206	48.641	43.462	36.103	174.4	17:26.477
9		2:08.305	48.584	43.881	35.840	174.7	19:34.782
10		2:09.331	49.897	43.473	35.961	172.2	21:44.113
11		2:09.618	49.659	43.573	36.386	170.3	23:53.731
12	1	2:07.930	48.910	43.174	35.846	171.7	26:01.661
13	1	2:08.630	48.417	44.010	36.203	174.7	28:10.291
14	1	2:08.463	48.735	43.706	36.022	174.4	30:18.754
15	1	2:08.439	49.030	43.435	35.974	169.8	32:27.193
16	1	2:07.891	48.590	43.340	35.961	174.7	34:35.084
17	1	2:09.092	49.582	43.637	35.873	173.6	36:44.176
18	1	2:08.879	49.164	43.472	36.243	170.0	38:53.055
19	1	2:09.438	48.884	44.217	36.337	168.7	41:02.493
20	1	2:08.298	49.104	43.400	35.794	172.2	43:10.791
21	1	2:08.332	48.932	43.298	36.102	173.3	45:19.123
22	1	2:09.556	49.925	43.626	36.005	171.9	47:28.679
23	1	2:08.924	49.298	43.514	36.112	172.5	49:37.603
24	1	2:09.179	49.549	43.585	36.045	174.4	51:46.782
25	1	2:09.744	48.976	44.006	36.762	172.8	53:56.526
26	1	2:09.122	48.746	43.893	36.483	173.9	56:05.648
27	1	2:07.924	48.749	43.297	35.878	171.9	58:13.572
28	1	2:08.222	48.986	43.312	35.924	171.7	1:00:21.794
29	1		49.204	43.377		169.8	

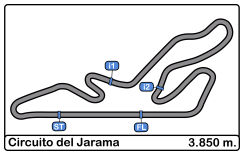

Circuito del Jarama
VI UV Endurance RACE Jarama
Carrera 4H
Tiempos Por Vuelta 1 Hora

43

1 CLEMENTE ARROYO — Citroen Saxo 1.6
SAXO — 2 CLEMENTE ARROYO — AD CLEMENTE ARROYO

Vta	D	Tiempo	Sector 1	Sector 2	Sector 3	V.Max	Elapsed
1		2:29.652	1:06.854	45.584	37.214	143.8	2:29.652
2		2:11.540	49.751	44.999	36.790	170.8	4:41.192
3		2:11.970	50.076	44.962	36.932	168.7	6:53.162
4		2:11.573	49.942	44.816	36.815	170.6	9:04.735
5		2:11.819	50.140	44.984	36.695	171.1	11:16.554
6		2:11.650	49.916	45.018	36.716	165.3	13:28.204
7		2:13.392	50.792	45.489	37.111	168.2	15:41.596
8		2:12.847	50.888	44.956	37.003	167.9	17:54.443
9		2:12.643	50.321	45.469	36.853	170.6	20:07.086
10		2:15.287	50.242	46.793	38.252	169.8	22:22.373
11		2:10.627	49.697	44.361	36.569	171.9	24:33.000
12	1	2:10.153	49.491	44.420	36.242	170.0	26:43.153
13	1	2:09.836	49.476	44.146	36.214	169.8	28:52.989
14	1	2:10.121	49.411	44.303	36.407	169.8	31:03.110
15	1	2:12.504	49.219	45.705	37.580	170.6	33:15.614
16	1	2:11.937	49.793	45.607	36.537	163.8	35:27.551
17	1	2:10.151	49.457	44.345	36.349	171.7	37:37.702
18	1	2:09.665	49.324	43.849	36.492	171.4	39:47.367
19	1	2:10.791	49.852	44.136	36.803	171.1	41:58.158
20	1	2:10.901	50.848	43.698	36.355	172.5	44:09.059
21	1	2:09.809	49.631	44.072	36.106	171.1	46:18.868
22	1	2:10.899	49.523	43.624	37.752	170.3	48:29.767
23	1	2:11.167	49.845	44.676	36.646	167.1	50:40.934
24	1	2:13.490	51.669	45.273	36.548	169.8	52:54.424
25	1	2:10.668	49.021	44.747	36.900	172.2	55:05.092
26	1	2:19.660 P	50.583	44.677	44.400	166.6	57:24.752
27	2	5:05.243	3:39.619	46.880	38.744	58.1	1:02:29.995
28	2		53.554	46.264		156.2	

44

1 ALVITRUCKSPORT — CITROEN SAXO 1.6
SAXO — 2 ALVITRUCKSPORT — ULTIMA VUELTA

Vta	D	Tiempo	Sector 1	Sector 2	Sector 3	V.Max	Elapsed
1		2:20.751	1:01.242	43.603	35.906	138.2	2:20.751
2		2:06.816	48.497	43.138	35.181	175.8	4:27.567
3		2:07.378	48.415	43.057	35.906	173.6	6:34.945
4		2:08.184	48.655	43.580	35.949	172.8	8:43.129
5		2:08.693	49.341	43.571	35.781	172.2	10:51.822
6		2:07.609	48.782	43.215	35.612	172.8	12:59.431
7		2:07.538	48.893	42.937	35.708	173.0	15:06.969
8		2:08.333	48.891	43.445	35.997	174.1	17:15.302
9		2:07.053	48.493	42.923	35.637	175.3	19:22.355
10		2:07.638	48.387	43.369	35.882	171.1	21:29.993
11		2:08.138	49.401	43.225	35.512	172.5	23:38.131
12	1	2:07.323	48.371	42.967	35.985	172.5	25:45.454
13	1	2:07.831	49.233	43.072	35.526	170.6	27:53.285
14	1	2:07.648	49.205	42.827	35.616	176.1	30:00.933
15	1	2:06.914	48.050	43.176	35.688	175.3	32:07.847
16	1	2:07.875	48.518	43.613	35.744	172.8	34:15.722
17	1	2:09.023	49.423	43.116	36.484	172.2	36:24.745
18	1	2:08.597	49.298	43.435	35.864	166.9	38:33.342
19	1	2:07.584	48.626	43.172	35.786	172.2	40:40.926
20	1	2:16.002 P	49.149	44.316	42.537	167.7	42:56.928

45

1 Art Motorsport — Citroen Saxo 1.6
SAXO — 2 Art Motorsport — JARAMA SPORT

Vta	D	Tiempo	Sector 1	Sector 2	Sector 3	V.Max	Elapsed
1		2:25.563	1:04.558	44.615	36.390	136.3	2:25.563
2		2:11.107	50.014	44.861	36.232	174.7	4:36.670
3		2:08.934	48.964	43.904	36.066	174.1	6:45.604
4		2:08.889	49.737	43.420	35.732	173.6	8:54.493
5		2:09.566	49.551	43.491	36.524	175.8	11:04.059
6		2:07.645	48.508	43.275	35.862	172.2	13:11.704
7		2:07.898	48.739	43.381	35.778	173.6	15:19.602
8		2:07.973	48.589	43.447	35.937	173.6	17:27.575
9		2:08.305	48.433	43.910	35.962	175.8	19:35.880
10		2:08.757	49.216	43.696	35.845	171.4	21:44.637
11		2:07.563	49.057	43.019	35.487	172.5	23:52.200
12	1	2:07.799	48.577	43.350	35.872	173.6	25:59.999
13	1	2:07.363	48.323	43.375	35.665	171.9	28:07.362
14	1	2:07.194	48.490	43.112	35.592	170.8	30:14.556
15	1	2:09.354	49.648	44.015	35.691	171.4	32:23.910
16	1	2:08.629	49.008	43.634	35.987	175.6	34:32.539
17	1	2:07.462	48.317	43.119	36.026	169.8	36:40.001
18	1	2:07.609	49.003	43.097	35.509	170.8	38:47.610
19	1	2:07.278	48.519	43.063	35.696	170.3	40:54.888
20	1	2:08.452	49.746	43.106	35.600	173.6	43:03.340
21	1	2:07.309	48.228	42.986	36.095	173.9	45:10.649
22	1	2:07.999	48.418	43.523	36.058	175.8	47:18.648
23	1	2:08.485	48.585	43.629	36.271	171.9	49:27.133
24	1	2:07.166	48.508	43.295	35.363	174.7	51:34.299
25	1	2:08.139	48.480	43.376	36.283	173.6	53:42.438
26	1	2:08.297	48.709	43.318	36.270	174.7	55:50.735
27	1	2:08.876	49.302	43.491	36.083	171.4	57:59.611
28	1	2:19.475 P	48.846	43.730	46.899	171.1	1:00:19.086
29	2	4:02.511	2:41.729	44.648	36.134	97.3	1:04:21.597

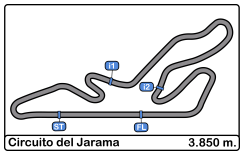

Circuito del Jarama
VI UV Endurance RACE Jarama
Carrera 4H
Tiempos Por Vuelta 1 Hora

46

1 4 HOMBRES Y 1 MIATA — MAZDA MX5

2 — 2 4 HOMBRES Y 1 MIATA — ULTIMA VUELTA

Vta	D	Tiempo	Sector 1	Sector 2	Sector 3	V.Max	Elapsed
1		2:26.889	1:05.989	45.386	35.514	158.3	2:26.889
2		2:08.282	48.873	43.395	36.014	171.1	4:35.171
3		2:08.935	49.087	43.656	36.192	176.1	6:44.106
4		2:08.739	49.456	43.551	35.732	176.1	8:52.845
5		2:09.006	49.642	43.670	35.694	173.9	11:01.851
6		2:07.153	48.902	42.882	35.369	173.9	13:09.004
7		2:04.554	47.449	42.165	34.940	171.7	15:13.558
8		2:05.127	47.646	42.161	35.320	170.8	17:18.685
9		2:04.613	47.640	42.435	34.538	169.8	19:23.298
10		2:05.329	47.725	42.213	35.391	173.3	21:28.627
11		2:04.532	47.114	41.929	35.489	173.0	23:33.159
12	1	2:05.457	47.960	42.360	35.137	176.1	25:38.616
13	1	2:04.253	47.530	41.729	34.994	174.1	27:42.869
14	1	2:04.992	47.498	41.827	35.667	172.5	29:47.861
15	1	2:07.143	48.067	42.784	36.292	174.1	31:55.004
16	1	2:05.784	48.389	42.436	34.959	172.8	34:00.788
17	1	2:03.955	47.226	41.996	34.733	173.6	36:04.743
18	1	2:05.431	48.071	42.228	35.132	174.1	38:10.174
19	1	2:06.441	47.907	43.031	35.503	175.0	40:16.615
20	1	2:07.282	48.703	43.275	35.304	172.5	42:23.897
21	1	2:05.933	49.323	41.970	34.640	171.4	44:29.830
22	1	2:09.758 P	47.408	42.063	40.287	172.8	46:39.588
23	2	4:07.577	2:49.459	42.771	35.347	87.0	50:47.165
24	2	2:03.925	46.941	42.020	34.964	172.8	52:51.090
25	2	2:05.472	48.129	42.645	34.698	174.7	54:56.562
26	2	2:04.682	47.282	41.811	35.589	170.3	57:01.244
27	2	2:05.308	47.977	42.505	34.826	173.9	59:06.552
28	2	2:04.949	47.577	42.193	35.179	171.4	1:01:11.501
29	2	2:06.480	48.060	42.042	36.378	169.2	1:03:17.981
30	2		47.468			172.5	

47

1 ALFRA-CLIMALEC — Citroen Saxo 1.6

SAXO — 2 ALFRA-CLIMALEC — ÚLTIMA VUELTA

Vta	D	Tiempo	Sector 1	Sector 2	Sector 3	V.Max	Elapsed
1		2:24.596	1:04.036	44.236	36.324	150.0	2:24.596
2		2:10.970	50.050	44.810	36.110	165.3	4:35.566
3		2:09.724	49.290	44.350	36.084	175.3	6:45.290
4		2:08.769	49.073	43.699	35.997	172.8	8:54.059
5		2:08.842	49.382	43.770	35.690	172.2	11:02.901
6		2:08.173	48.619	43.599	35.955	174.4	13:11.074
7		2:07.879	48.448	43.650	35.781	175.6	15:18.953
8		2:08.374	48.666	43.769	35.939	171.7	17:27.327
9		2:08.970	49.159	43.996	35.815	174.7	19:36.297
10		2:08.758	49.349	43.657	35.752	171.9	21:45.055
11		2:09.264	49.022	43.846	36.396	175.8	23:54.319
12	1	2:07.560	48.808	43.130	35.622	169.5	26:01.879
13	1	2:08.643	48.637	43.984	36.022	176.4	28:10.522
14	1	2:09.155	48.830	43.756	36.569	167.1	30:19.677
15	1	2:07.765	48.599	43.323	35.843	173.9	32:27.442
16	1	2:07.959	48.743	43.315	35.901	173.9	34:35.401
17	1	2:08.065	48.608	43.796	35.661	176.1	36:43.466
18	1	2:08.587	49.054	43.594	35.939	170.3	38:52.053
19	1	2:09.766	49.476	44.291	35.999	169.8	41:01.819
20	1	2:09.130	49.591	43.958	35.581	171.1	43:10.949
21	1	2:08.499	49.018	43.468	36.013	171.1	45:19.448
22	1	2:08.627	49.308	43.519	35.800	174.4	47:28.075
23	1	2:09.205	49.405	43.631	36.169	167.1	49:37.280
24	1	2:08.879	49.382	43.726	35.771	170.0	51:46.159
25	1	2:10.744	49.263	44.969	36.512	170.0	53:56.903
26	1	2:09.063	48.756	43.961	36.346	176.1	56:05.966
27	1	2:07.871	48.776	43.310	35.785	172.5	58:13.837
28	1	2:08.162	49.010	43.399	35.753	174.7	1:00:21.999
29	1		49.283	43.430		170.0	

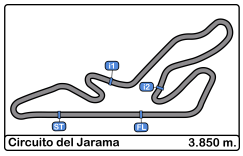

Circuito del Jarama
VI UV Endurance RACE Jarama
Carrera 4H
Tiempos Por Vuelta 1 Hora

48

1 AMAZON SPORT 1 — VW Golf
2 AMAZON SPORT 1 — A.E.C.D.

Vta	D	Tiempo	Sector 1	Sector 2	Sector 3	V.Max	Elapsed
1		2:37.650	1:08.668	48.288	40.694	132.3	2:37.650
2		2:18.085	52.346	47.371	38.368	156.9	4:55.735
3		2:15.303	50.865	46.688	37.750	165.8	7:11.038
4		2:16.152	52.553	46.277	37.322	160.0	9:27.190
5		2:15.727	51.313	46.430	37.984	157.6	11:42.917
6		2:22.534	53.924	48.391	40.219	157.6	14:05.451
7		2:22.736	54.559	48.813	39.364	154.0	16:28.187
8		2:17.529	53.708	46.039	37.782	154.2	18:45.716
9		2:19.949	52.936	49.151	37.862	165.6	21:05.665
10		2:16.738	52.048	46.272	38.418	149.5	23:22.403
11	1	2:24.844	56.016	48.233	40.595	158.5	25:47.247
12	1	2:25.172	54.167	47.636	43.369	158.3	28:12.419
13	1	2:20.639	56.474	46.577	37.588	137.0	30:33.058
14	1	2:17.327	51.856	48.422	37.049	156.2	32:50.385
15	1	2:16.626	51.518	47.004	38.104	162.1	35:07.011
16	1	2:21.972	54.926	47.795	39.251	150.0	37:28.983
17	1	2:15.603	51.370	46.212	38.021	152.1	39:44.586
18	1	2:20.829	53.979	48.941	37.909	147.5	42:05.415
19	1	2:16.429	51.041	46.117	39.271	166.9	44:21.844
20	1	2:21.169	56.206	45.479	39.484	161.9	46:43.013
21	1	2:18.129	52.632	46.969	38.528	156.9	49:01.142
22	1	2:15.704	51.986	45.518	38.200		51:16.846
23	1	2:16.846	50.549	47.205	39.092	159.7	53:33.692
24	1	2:33.745 P	50.590	46.909	56.246	164.1	56:07.437
25	2	5:32.516	4:00.398	50.823	41.295	68.1	1:01:39.953
26	2	2:25.429	55.742	49.467	40.220	134.4	1:04:05.382

49

1 AMAZON SPORT 2 — VW Golf
2 AMAZON SPORT 2 — A.E.C.D.

Vta	D	Tiempo	Sector 1	Sector 2	Sector 3	V.Max	Elapsed
1		2:28.545	1:05.686	46.173	36.686	150.6	2:28.545
2		2:10.403	49.715	43.859	36.829	170.6	4:38.948
3		2:10.060	50.031	43.687	36.342	169.2	6:49.008
4		2:10.573	49.808	44.090	36.675	175.3	8:59.581
5		2:10.951	50.290	44.351	36.310	168.7	11:10.532
6		2:10.468	49.763	44.338	36.367	175.0	13:21.000
7		2:09.998	49.834	43.536	36.628	166.9	15:30.998
8		2:13.056	51.031	44.858	37.167	160.2	17:44.054
9		2:11.139	49.900	44.331	36.908	181.8	19:55.193
10		2:10.241	50.482	43.393	36.366	170.8	22:05.434
11		2:09.693	50.059	43.668	35.966	170.8	24:15.127
12	1	2:10.666	51.091	43.331	36.244	166.6	26:25.793
13	1	2:10.038	50.080	43.116	36.842	162.4	28:35.831
14	1	2:09.516	49.203	43.749	36.564	175.0	30:45.347
15	1	2:09.217	49.518	43.825	35.874	169.2	32:54.564
16	1	2:10.116	49.702	43.935	36.479	173.3	35:04.680
17	1	2:10.512	49.999	44.102	36.411	178.5	37:15.192
18	1	2:09.095	49.054	43.081	36.960	178.5	39:24.287
19	1	2:12.016	51.634	44.357	36.025	160.4	41:36.303
20	1	2:08.440	49.055	43.222	36.163	180.0	43:44.743
21	1	2:09.134	49.919	43.012	36.203	168.7	45:53.877
22	1	2:09.363	49.993	43.186	36.184	174.1	48:03.240
23	1	2:08.464	49.102	43.076	36.286	179.4	50:11.704
24	1	2:08.904	49.599	43.113	36.192	182.1	52:20.608
25	1	2:11.381	49.239	43.263	38.879	176.1	54:31.989
26	1	2:10.830	50.212	44.275	36.343	174.4	56:42.819
27	1	2:09.333	49.742	43.455	36.136	172.2	58:52.152
28	1	2:18.190 P	49.561	43.961	44.668	180.9	1:01:10.342
29	2		3:11.624			76.7	

50

1 RRB Competicion — Clio 1.8 16v
2 RRB Competicion — EFICAR TEAM

Vta	D	Tiempo	Sector 1	Sector 2	Sector 3	V.Max	Elapsed
1		2:12.457	56.607	41.956	33.894	161.9	2:12.457
2		2:02.719	46.815	41.884	34.020	187.1	4:15.176
3		2:23.942 P	47.937	41.979	54.026	188.8	6:39.118
4	1	28:38.118	27:21.427	41.796	34.895	67.8	35:17.236
5	1	2:06.463	48.105	42.233	36.125	182.4	37:23.699
6	1	2:02.659	46.749	41.788	34.122	187.5	39:26.358
7	1	2:04.452	47.603	41.994	34.855	180.0	41:30.810
8	1	2:01.961	46.807	41.105	34.049	188.4	43:32.771
9	1	2:02.384	47.003	41.091	34.290	185.5	45:35.155
10	1	2:02.094	46.678	40.995	34.421	182.7	47:37.249
11	1	2:03.451	46.795	42.399	34.257	182.7	49:40.700

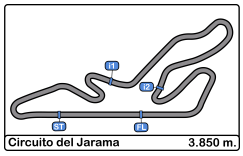

Circuito del Jarama
VI UV Endurance RACE Jarama
Carrera 4H
Tiempos Por Vuelta 1 Hora

51

1 TMA-PADRISA-GTPERFORMANCE — Citroen Saxo 1.6

SAXO — 2 TMA-PADRISA-GTPERFORMANCE — PARADINAS MOTORSPORT

Vta	D	Tiempo	Sector 1	Sector 2	Sector 3	V.Max	Elapsed
1		2:24.877	1:04.232	44.454	36.191	144.3	2:24.877
2		2:10.111	49.889	44.188	36.034	171.1	4:34.988
3		2:09.376	49.540	43.871	35.965	173.3	6:44.364
4		2:09.090	49.608	43.679	35.803	171.7	8:53.454
5		2:08.833	49.792	43.473	35.568	173.0	11:02.287
6		2:08.216	48.686	43.633	35.897	173.9	13:10.503
7		2:07.908	48.689	43.547	35.672	173.3	15:18.411
8		2:08.206	49.052	43.374	35.780	170.6	17:26.617
9		2:08.281	48.691	43.951	35.639	165.3	19:34.898
10		2:08.104	49.485	43.041	35.578	159.5	21:43.002
11		2:08.215	48.419	43.803	35.993	171.1	23:51.217
12	1	2:09.060	48.943	43.647	36.470	173.9	26:00.277
13	1	2:09.497	49.459	44.039	35.999	167.4	28:09.774
14	1	2:12.557	50.523	44.797	37.237	160.2	30:22.331
15	1	2:12.436	50.869	44.852	36.715	158.8	32:34.767
16	1	2:11.919	50.733	44.562	36.624	160.2	34:46.686
17	1	2:11.130	50.131	44.626	36.373	163.3	36:57.816
18	1	2:10.847	49.923	44.368	36.556	163.8	39:08.663
19	1	2:12.007	50.620	44.959	36.428	159.0	41:20.670
20	1	2:10.140	49.947	44.165	36.028	164.3	43:30.810
21	1	2:11.531	50.192	44.764	36.575	162.1	45:42.341
22	1	2:12.322	51.204	44.809	36.309	153.4	47:54.663
23	1	2:10.615	49.894	44.664	36.057	165.3	50:05.278
24	1	2:08.744	49.196	43.895	35.653	169.0	52:14.022
25	1	2:09.314	49.446	44.074	35.794	168.4	54:23.336
26	1	2:10.724	49.236	45.431	36.057	165.6	56:34.060
27	1	2:11.228	49.689	45.066	36.473	167.1	58:45.288
28	1	2:20.374 P	50.465	46.096	43.813	159.0	1:01:05.662
29	2		2:54.227			91.2	

52

1 JL CRESPILLO TEAM — Citroen Saxo 1.6

SAXO — 2 JL CRESPILLO TEAM — ESCUDERIA CENTRO

Vta	D	Tiempo	Sector 1	Sector 2	Sector 3	V.Max	Elapsed
1		2:39.171	1:12.566	47.761	38.844	139.8	2:39.171
2		2:17.955	52.756	47.498	37.701	157.6	4:57.126
3		2:14.120	50.477	46.291	37.352	167.1	7:11.246
4		2:12.958	50.618	45.328	37.012	163.3	9:24.204
5		2:12.067	50.396	44.976	36.695	168.7	11:36.271
6		2:12.600	50.107	44.681	37.812	167.9	13:48.871
7		2:11.466	50.141	44.329	36.996	169.5	16:00.337
8		2:14.143	50.783	46.290	37.070	152.7	18:14.480
9		2:14.346	52.080	45.454	36.812	167.7	20:28.826
10		2:12.298	50.575	44.644	37.079	167.4	22:41.124
11	1	2:12.970	50.660	44.758	37.552	162.1	24:54.094
12	1	2:15.141	52.506	45.774	36.861	165.1	27:09.235
13	1	2:12.120	50.202	45.492	36.426	170.3	29:21.355
14	1	2:11.531	50.216	44.088	37.227	166.1	31:32.886
15	1	2:11.048	49.697	44.653	36.698	169.2	33:43.934
16	1	2:12.961	50.672	45.402	36.887	162.4	35:56.895
17	1	2:13.649	51.207	44.247	38.195	165.8	38:10.544
18	1	2:14.848	50.300	44.921	39.627	170.3	40:25.392
19	1	2:11.369	50.561	44.280	36.528	166.6	42:36.761
20	1	2:12.619	50.364	45.787	36.468	169.2	44:49.380
21	1	2:12.140	51.699	44.098	36.343	173.3	47:01.520
22	1	2:10.412	49.834	44.191	36.387	171.4	49:11.932
23	1	2:11.191	50.249	44.480	36.462	169.8	51:23.123
24	1	2:13.199	51.706	44.832	36.661	150.0	53:36.322
25	1	2:13.959	51.401	44.518	38.040	170.3	55:50.281
26	1	2:15.893	51.843	44.989	39.061	164.6	58:06.174
27	1	2:22.641 P	51.771	44.459	46.411	167.7	1:00:28.815

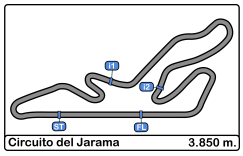

Circuito del Jarama
VI UV Endurance RACE Jarama
Carrera 4H
Tiempos Por Vuelta 1 Hora

53

1 ELADIO MOTOR — Citroen Saxo 1.6

SAXO — 2 ELADIO MOTOR — ÚLTIMA VUELTA

Vta	D	Tiempo	Sector 1	Sector 2	Sector 3	V.Max	Elapsed
1		2:26.849	1:05.416	44.515	36.918	145.1	2:26.849
2		2:10.544	49.883	44.322	36.339	171.4	4:37.393
3		2:09.252	49.004	44.059	36.189	174.1	6:46.645
4		2:08.873	49.092	43.754	36.027	175.3	8:55.518
5		2:09.158	49.261	44.101	35.796	175.0	11:04.676
6		2:08.333	48.536	43.683	36.114	176.4	13:13.009
7		2:10.225	49.331	44.232	36.662	173.3	15:23.234
8		2:10.145	49.634	44.133	36.378	171.9	17:33.379
9		2:12.031	50.236	44.860	36.935	172.2	19:45.410
10		2:11.237	50.033	44.161	37.043	169.5	21:56.647
11		2:09.729	49.194	44.175	36.360	170.3	24:06.376
12	1	2:10.295	50.063	43.884	36.348	170.6	26:16.671
13	1	2:10.208	49.998	43.962	36.248	146.1	28:26.879
14	1	2:09.817	49.542	44.010	36.265	170.8	30:36.696
15	1	2:09.902	48.946	44.102	36.854	171.7	32:46.598
16	1	2:09.660	49.437	44.106	36.117	169.5	34:56.258
17	1	2:09.988	49.640	43.922	36.426	170.3	37:06.246
18	1	2:09.671	49.494	43.999	36.178	169.5	39:15.917
19	1	2:09.594	49.578	43.963	36.053	171.4	41:25.511
20	1	2:10.020	49.396	44.484	36.140	170.8	43:35.531
21	1	2:11.708	50.850	43.906	36.952	168.7	45:47.239
22	1	2:09.420	49.267	43.831	36.322	171.4	47:56.659
23	1	2:09.694	49.469	43.875	36.350	173.0	50:06.353
24	1	2:09.168	49.441	43.816	35.911	173.3	52:15.521
25	1	2:09.757	49.363	44.351	36.043	172.2	54:25.278
26	1	2:13.133	51.043	45.496	36.594	172.2	56:38.411
27	1	5:01.134 P	50.341	44.607	3:26.186	165.3	1:01:39.545

54

1 VINELIT RACING GRAPHICS — Peugeot 205

2 — 2 VINELIT RACING GRAPHICS — ÚLTIMA VUELTA

Vta	D	Tiempo	Sector 1	Sector 2	Sector 3	V.Max	Elapsed
1		2:09.588	54.269	41.037	34.282	162.6	2:09.588
2		2:00.584	46.657	40.305	33.622	179.4	4:10.172
3		2:00.911	46.306	40.745	33.860	191.4	6:11.083
4		2:02.003	46.691	40.998	34.314	181.2	8:13.086
5		2:00.928	46.670	40.644	33.614	179.7	10:14.014
6		2:01.156	46.597	40.397	34.162	180.6	12:15.170
7		2:01.114	46.418	40.326	34.370	182.7	14:16.284
8		2:01.635	46.435	40.795	34.405	191.8	16:17.919
9		2:00.735	46.469	40.158	34.108	175.0	18:18.654
10		2:00.879	47.476	39.628	33.775	170.3	20:19.533
11		1:59.996	46.398	40.186	33.412	187.5	22:19.529
12		1:59.945	45.856	40.215	33.874	191.8	24:19.474
13	1	1:58.858	45.580	39.799	33.479	192.8	26:18.332
14	1	2:00.545	46.070	40.433	34.042	194.9	28:18.877
15	1	2:00.659	46.100	40.815	33.744	190.8	30:19.536
16	1	2:01.963	46.601	40.892	34.470	190.8	32:21.499
17	1	2:00.528	46.214	40.568	33.746	192.5	34:22.027
18	1	2:00.670	46.658	40.591	33.421	181.2	36:22.697
19	1	2:00.463	46.753	40.055	33.655	179.7	38:23.160
20	1	2:00.603	46.800	39.892	33.911	175.3	40:23.763
21	1	2:00.786	46.808	39.955	34.023	175.6	42:24.549
22	1	2:02.072	47.485	41.014	33.573	179.4	44:26.621
23	1	2:00.601	46.759	40.138	33.704	182.7	46:27.222
24	1	2:03.563	48.516	40.843	34.204	175.3	48:30.785
25	1	1:59.863	46.464	39.860	33.539	181.2	50:30.648
26	1	1:59.705	45.925	40.302	33.478	193.2	52:30.353
27	1	2:00.223	46.024	40.226	33.973	185.8	54:30.576
28	1	2:01.256	46.273	40.623	34.360	191.8	56:31.832
29	1	2:01.496	47.263	40.352	33.881	177.9	58:33.328
30	1	4:52.137 P	47.499	40.953	3:23.685	156.2	1:03:25.465

55

1 SABUESOS TEAM — BMW E36 320i

2 — 2 SABUESOS TEAM — ULTIMA VUELTA

Vta	D	Tiempo	Sector 1	Sector 2	Sector 3	V.Max	Elapsed
1		2:29.288	1:04.489	46.828	37.971	149.7	2:29.288
2		2:10.050	49.497	44.073	36.480	179.7	4:39.338
3		2:10.186	50.329	43.621	36.236	176.7	6:49.524
4	1	53:08.318	51:42.755	47.253	38.310	66.7	59:57.842
5	1	2:12.313	50.973	45.239	36.101	154.7	1:02:10.155
6	1	2:12.640	50.071	45.209	37.360	173.6	1:04:22.795

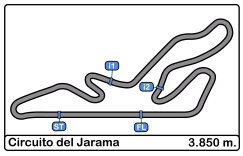

Circuito del Jarama
VI UV Endurance RACE Jarama
Carrera 4H
Tiempos Por Vuelta 1 Hora

56 — 1 DANACAR — Citroen Saxo 1.6

SAXO — 2 DANACAR — ISRAEL DE ANA MORALES

Vta	D	Tiempo	Sector 1	Sector 2	Sector 3	V.Max	Elapsed
1		2:23.480	1:02.821	44.287	36.372	160.0	2:23.480
2		2:08.619	49.424	43.482	35.713	173.9	4:32.099
3		2:07.513	48.370	43.333	35.810	174.1	6:39.612
4		2:07.585	48.304	43.178	36.103	173.6	8:47.197
5		2:07.984	48.595	43.338	36.051	172.2	10:55.181
6		2:07.401	48.468	43.296	35.637	176.4	13:02.582
7		2:07.718	48.440	43.675	35.603	170.0	15:10.300
8		2:07.319	48.285	43.299	35.735	171.1	17:17.619
9		2:07.084	48.254	43.254	35.576	171.1	19:24.703
10		2:06.855	48.128	43.012	35.715	173.0	21:31.558
11		2:06.908	48.320	43.104	35.484	173.6	23:38.466
12	1	2:07.422	48.414	43.148	35.860	174.1	25:45.888
13	1	2:07.113	48.592	42.983	35.538	173.9	27:53.001
14	1	2:07.724	48.251	43.486	35.987	173.0	30:00.725
15	1	2:06.742	47.987	43.105	35.650	175.3	32:07.467
16	1	2:07.259	48.277	43.236	35.746	171.4	34:14.726
17	1	2:07.359	48.382	43.318	35.659	170.3	36:22.085
18	1	2:07.351	48.456	43.151	35.744	171.7	38:29.436
19	1	2:06.910	48.216	43.110	35.584	172.2	40:36.346
20	1	2:07.408	48.523	43.407	35.478	171.7	42:43.754
21	1	2:07.207	48.536	43.185	35.486	170.8	44:50.961
22	1	2:07.625	48.812	43.153	35.660	173.3	46:58.586
23	1	2:07.809	48.657	43.508	35.644	171.1	49:06.395
24	1	2:08.457	48.651	43.613	36.193	172.2	51:14.852
25	1	2:08.315	48.656	43.659	36.000	170.3	53:23.167
26	1	2:08.442	48.759	43.634	36.049	169.2	55:31.609
27	1	2:07.913	48.662	43.384	35.867	169.0	57:39.522
28	1	2:08.809	49.033	43.825	35.951	170.3	59:48.331
29	1	2:08.130	48.646	43.470	36.014	170.0	1:01:56.461
30	1	2:14.708 P	48.750	43.672	42.286	167.9	1:04:11.169

57 — 1 EFICAR TEAM INFE — Toyota Aygo

AYGO — 2 EFICAR TEAM INFE — EFICAR TEAM

Vta	D	Tiempo	Sector 1	Sector 2	Sector 3	V.Max	Elapsed
1		2:38.653	1:10.460	48.932	39.261	146.5	2:38.653
2		2:19.955	52.897	48.744	38.314	153.4	4:58.608
3		2:19.256	52.585	48.427	38.244	152.3	7:17.864
4		2:19.292	52.887	48.084	38.321	152.9	9:37.156
5		2:19.979	52.784	48.598	38.597	152.5	11:57.135
6		2:19.897	53.061	48.234	38.602	150.6	14:17.032
7		2:19.266	52.762	48.063	38.441	153.4	16:36.298
8		2:20.393	53.380	47.981	39.032	151.0	18:56.691
9		2:19.205	52.826	47.962	38.417	150.4	21:15.896
10		2:20.308	52.904	48.306	39.098	150.2	23:36.204
11	1	2:19.242	52.445	48.010	38.787	151.0	25:55.446
12	1	2:19.139	52.849	47.844	38.446	152.9	28:14.585
13	1	2:20.237	53.840	48.142	38.255	154.2	30:34.822
14	1	2:18.817	52.524	47.926	38.367	151.6	32:53.639
15	1	2:19.611	52.771	47.888	38.952	148.1	35:13.250
16	1	2:19.128	52.557	48.062	38.509	152.1	37:32.378
17	1	2:19.569	52.467	48.002	39.100	151.0	39:51.947
18	1	2:19.837	53.171	48.028	38.638	151.0	42:11.784
19	1	2:21.256	52.919	49.089	39.248	150.4	44:33.040
20	1	2:20.091	52.407	48.199	39.485	154.2	46:53.131
21	1	2:19.075	52.471	48.073	38.531	152.7	49:12.206
22	1	2:19.543	53.346	47.849	38.348	153.8	51:31.749
23	1	2:19.414	53.120	47.859	38.435	151.2	53:51.163
24	1	2:19.799	53.281	47.994	38.524	151.0	56:10.962
25	1	2:19.199	52.579	48.047	38.573	151.2	58:30.161
26	1	2:19.674	53.036	47.916	38.722	148.9	1:00:49.835
27	1	2:25.824 P	52.785	48.015	45.024	150.2	1:03:15.659

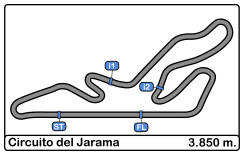

Circuito del Jarama
VI UV Endurance RACE Jarama
Carrera 4H
Tiempos Por Vuelta 1 Hora

58

1 EFICAR TEAM SAXO — Citroen Saxo 1.6

SAXO — 2 EFICAR TEAM SAXO — EFICAR TEAM

Vta	D	Tiempo	Sector 1	Sector 2	Sector 3	V.Max	Elapsed
1		2:26.126	1:04.748	44.927	36.451	150.0	2:26.126
2		2:09.712	50.010	43.897	35.805	172.5	4:35.838
3		2:08.707	49.102	43.788	35.817	178.8	6:44.545
4		2:08.056	49.041	43.271	35.744	176.4	8:52.601
5		2:09.087	49.587	43.766	35.734	172.8	11:01.688
6		2:06.952	48.778	42.871	35.303	174.4	13:08.640
7		2:08.205	49.053	43.365	35.787	176.1	15:16.845
8		2:07.249	48.820	42.756	35.673	171.7	17:24.094
9		2:07.013	48.392	42.803	35.818	174.4	19:31.107
10		2:09.227	48.779	43.932	36.516	174.7	21:40.334
11		2:09.010	49.098	44.044	35.868	172.2	23:49.344
12	1	2:08.185	48.950	43.567	35.668	174.7	25:57.529
13	1	2:08.313	48.901	43.589	35.823	175.0	28:05.842
14	1	2:07.612	49.246	42.822	35.544	174.7	30:13.454
15	1	2:10.130	49.412	43.919	36.799	174.4	32:23.584
16	1	2:07.402	48.912	42.921	35.569	175.3	34:30.986
17	1	2:07.463	48.822	43.021	35.620	177.9	36:38.449
18	1	2:07.688	48.870	43.050	35.768	174.4	38:46.137
19	1	2:08.119	48.914	43.658	35.547	172.2	40:54.256
20	1	2:07.861	48.709	43.431	35.721	176.7	43:02.117
21	1	2:07.589	48.412	43.205	35.972	175.0	45:09.706
22	1	2:08.090	49.281	43.088	35.721	171.4	47:17.796
23	1	2:08.874	48.945	43.815	36.114	174.4	49:26.670
24	1	2:06.856	48.714	42.812	35.330	175.3	51:33.526
25	1	2:08.400	48.828	43.516	36.056	176.1	53:41.926
26	1	2:08.218	48.921	43.313	35.984	173.9	55:50.144
27	1	2:08.411	49.390	43.296	35.725	170.8	57:58.555
28	1	2:08.713	48.865	43.400	36.448	171.4	1:00:07.268
29	1	2:08.373	48.851	43.032	36.490	173.9	1:02:15.641
30	1	2:17.577 P	49.422	43.561	44.594	166.1	1:04:33.218

59

1 EFICAR TEAM, LOQUIMAY TEAM — Toyota Aygo

AYGO — 2 EFICAR TEAM, LOQUIMAY TEAM — EFICAR TEAM

Vta	D	Tiempo	Sector 1	Sector 2	Sector 3	V.Max	Elapsed
1		2:42.120	1:13.358	49.148	39.614	143.6	2:42.120
2		2:21.745	54.100	48.583	39.062	152.5	5:03.865
3		2:20.831	52.996	48.613	39.222	152.3	7:24.696
4		2:21.099	53.514	48.458	39.127	151.0	9:45.795
5		2:22.420	54.161	49.050	39.209	151.0	12:08.215
6		2:20.351	53.170	48.245	38.936	151.0	14:28.566
7		2:20.473	52.979	48.353	39.141	150.6	16:49.039
8		2:20.542	52.687	48.720	39.135	150.0	19:09.581
9		2:23.393	53.650	49.461	40.282	151.0	21:32.974
10		2:22.697	52.985	48.846	40.866	153.1	23:55.671
11	1	2:20.878	52.756	48.575	39.547	150.6	26:16.549
12	1	2:19.871	52.935	48.318	38.618	151.6	28:36.420
13	1	2:20.321	53.208	48.364	38.749	152.5	30:56.741
14	1	2:23.708	53.301	49.860	40.547	150.4	33:20.449
15	1	2:19.881	52.799	48.288	38.794	150.8	35:40.330
16	1	2:20.097	53.081	48.098	38.918	150.0	38:00.427
17	1	2:21.364	52.782	49.239	39.343	150.8	40:21.791
18	1	2:21.895	53.663	49.021	39.211	151.4	42:43.686
19	1	2:20.302	52.628	48.958	38.716	152.5	45:03.988
20	1	2:21.697	52.592	48.976	40.129	148.9	47:25.685
21	1	2:21.163	53.702	48.538	38.923	149.7	49:46.848
22	1	2:20.960	53.589	48.438	38.933	151.0	52:07.808
23	1	2:20.780	52.983	49.014	38.783	148.5	54:28.588
24	1	2:21.710	54.571	48.371	38.768	148.9	56:50.298
25	1	2:20.743	52.903	48.587	39.253	149.7	59:11.041
26	1	2:26.991 P	53.667	48.682	44.642	149.3	1:01:38.032
27	2		2:49.250			77.3	

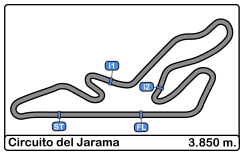

Circuito del Jarama
VI UV Endurance RACE Jarama
Carrera 4H
Tiempos Por Vuelta 1 Hora

60 1 RIGA Toyota Aygo

AYGO 2 RIGA RASANTE SPORT

Vta	D	Tiempo		Sector 1	Sector 2	Sector 3	V.Max	Elapsed
1		2:43.995		1:13.689	49.992	40.314	139.3	2:43.995
2		2:26.840		55.161	50.189	41.490	150.0	5:10.835
3		2:27.885		55.924	50.962	40.999	145.7	7:38.720
4		2:27.505		55.672	50.764	41.069	144.9	10:06.225
5		2:28.136		57.155	50.649	40.332	146.7	12:34.361
6		2:28.932		56.780	51.063	41.089	147.1	15:03.293
7		2:27.515		55.638	50.668	41.209	148.7	17:30.808
8		2:27.712		56.269	50.651	40.792	145.3	19:58.520
9		2:28.748		55.910	51.185	41.653	150.2	22:27.268
10	1	2:27.142		56.055	50.699	40.388	147.5	24:54.410
11	1	2:27.528		56.486	50.641	40.401	139.5	27:21.938
12	1	2:25.321		55.790	49.355	40.176	131.5	29:47.259
13	1	2:24.138		54.618	49.717	39.803	149.3	32:11.397
14	1	2:26.012		55.562	50.866	39.584	149.3	34:37.409
15	1	2:22.533		54.005	49.332	39.196	151.0	36:59.942
16	1	2:22.488		54.132	49.139	39.217	150.6	39:22.430
17	1	2:23.077		54.497	49.090	39.490	148.3	41:45.507
18	1	2:23.082		54.395	49.320	39.367	149.5	44:08.589
19	1	2:23.713		53.799	48.587	41.327	150.2	46:32.302
20	1	2:24.217		53.100	50.191	40.926	152.5	48:56.519
21	1	2:23.345		54.779	49.288	39.278	149.3	51:19.864
22	1	2:20.891		54.044	48.113	38.734	152.3	53:40.755
23	1	2:23.958		54.649	49.318	39.991	153.6	56:04.713
24	1	2:19.622		53.204	47.713	38.705	147.5	58:24.335
25	1	2:29.556	P	53.042	48.075	48.439	152.1	1:00:53.891

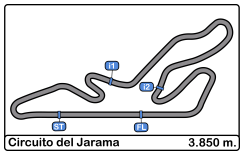

Circuito del Jarama
VI UV Endurance RACE Jarama
Carrera 4H
Análisis 1 Hora

Vta 1

Num	Tiempo Vta.	Dif. 1º
19	2:04.476	
18	2:05.008	00.532
16	2:05.456	00.980
21	2:08.773	04.297
6	2:08.991	04.515
2	2:09.170	04.694
54	2:09.588	05.112
35	2:11.273	06.797
10	2:11.779	07.303
50	2:12.457	07.981
41	2:13.795	09.319
9	2:14.257	09.781
15	2:16.754	12.278
31	2:17.910	13.434
4	2:18.671	14.195
5	2:20.114	15.638
36	2:20.595	16.119
44	2:20.751	16.275
37	2:21.083	16.607
34	2:21.688	17.212
33	2:22.971	18.495
56	2:23.480	19.004
8	2:23.565	19.089
42	2:24.135	19.659
47	2:24.596	20.120
51	2:24.877	20.401
45	2:25.563	21.087
1	2:25.947	21.471
58	2:26.126	21.650
53	2:26.849	22.373
46	2:26.889	22.413
49	2:28.545	24.069
55	2:29.288	24.812
43	2:29.652	25.176
39	2:35.175	30.699
38	2:37.496	33.020
48	2:37.650	33.174
57	2:38.653	34.177
40	2:38.933	34.457
52	2:39.171	34.695
26	2:41.754	37.278
59	2:42.120	37.644
60	2:43.995	39.519

Vta 2

Num	Tiempo Vta.	Dif. 1º
19	1:56.313	
18	1:56.894	01.113
16	1:56.981	01.648
6	1:57.806	06.008
21	1:59.458	07.442
2	1:59.877	08.258
54	2:00.584	09.383
35	2:02.983	13.467
10	2:02.894	13.884
50	2:02.719	14.387
41	2:01.661	14.667
9	2:05.924	19.392
15	2:06.624	22.589
31	2:07.040	24.161
4	2:07.764	25.646
44	2:06.816	26.778
37	2:06.999	27.293
5	2:08.585	27.910
36	2:09.027	28.833
34	2:08.261	29.160
8	2:06.893	29.669
1	2:06.088	31.246
56	2:08.619	31.310
33	2:11.130	33.312
42	2:10.302	33.648
51	2:10.111	34.199
46	2:08.282	34.382
47	2:10.970	34.777
58	2:09.712	35.049
45	2:11.107	35.881
53	2:10.544	36.604
49	2:10.403	38.159
55	2:10.050	38.549
43	2:11.540	40.403
39	2:15.427	49.813
48	2:18.085	54.946
52	2:17.955	56.337
38	2:19.667	56.374
57	2:19.955	57.819
40	2:20.447	58.591
26	2:21.230	1:02.195
59	2:21.745	1:03.076
60	2:26.840	1:10.046

Vta 3

Num	Tiempo Vta.	Dif. 1º
19	1:55.393	
18	1:56.392	02.112
16	1:56.488	02.743
6	1:58.527	09.142
21	1:58.621	10.670
2	1:59.738	12.603
54	2:00.911	14.901
10	2:01.224	19.715
41	2:01.760	21.034
35	2:04.536	22.610
9	2:05.791	29.790
15	2:05.042	32.238
31	2:07.214	35.982
37	2:04.732	36.632
4	2:06.994	37.247
44	2:07.378	38.763
34	2:06.690	40.457
1	2:05.455	41.308
5	2:08.935	41.452
8	2:07.850	42.126
36	2:09.496	42.936
50	2:23.942	42.936
56	2:07.513	43.430
42	2:08.819	47.074
33	2:09.791	47.710
46	2:08.935	47.924
51	2:09.376	48.182
58	2:08.707	48.363
47	2:09.724	49.108
45	2:08.934	49.422
53	2:09.252	50.463
49	2:10.060	52.826
55	2:10.186	53.342
43	2:11.970	56.980
39	2:14.988	1:09.408
48	2:15.303	1:14.856
52	2:14.120	1:15.064
38	2:18.838	1:19.819
40	2:17.121	1:20.319
57	2:19.256	1:21.682
26	2:20.549	1:27.351
59	2:20.831	1:28.514
60	2:27.885	1:42.538

Vta 4

Num	Tiempo Vta.	Dif. 1º
19	1:55.222	
18	1:56.020	02.910
16	1:55.702	03.223
6	1:58.443	12.363
21	1:57.537	12.985
2	2:00.477	17.858
54	2:02.003	21.682
10	2:01.297	25.790
41	2:00.303	26.115
35	2:03.962	31.350
9	2:05.745	40.313
15	2:03.940	40.956
37	2:04.460	45.870
31	2:08.269	49.029
4	2:07.538	49.563
1	2:03.650	49.736
34	2:06.469	51.704
44	2:08.184	51.725
8	2:06.537	53.441
36	2:07.450	55.164
5	2:09.405	55.635
56	2:07.585	55.793
42	2:08.848	1:00.700
33	2:08.428	1:00.916
58	2:08.056	1:01.197
46	2:08.739	1:01.441
51	2:09.090	1:02.050
47	2:08.769	1:02.655
45	2:08.889	1:03.089
53	2:08.873	1:04.114
49	2:10.573	1:08.177
43	2:11.573	1:13.331
14	9:20.824	3 Laps
39	2:15.294	1:29.480
52	2:12.958	1:32.800
48	2:16.152	1:35.786
40	2:16.742	1:41.839
38	2:19.721	1:44.318
57	2:19.292	1:45.752
26	2:21.380	1:53.509
59	2:21.099	1:54.391

Vta 5

Num	Tiempo Vta.	Dif. 1º
19	1:55.878	
18	1:56.188	03.220
16	1:56.402	03.747
21	1:58.547	15.654
6	2:00.851	17.336
60	2:27.505	1 Lap
2	2:00.831	22.811
54	2:00.928	26.732
10	2:00.046	29.958
41	2:00.289	30.526
35	2:04.746	40.218
15	2:04.976	50.054
9	2:06.444	50.879
37	2:04.713	54.705
31	2:07.925	1:01.076
1	2:07.301	1:01.159
34	2:07.323	1:03.149
4	2:09.741	1:03.426
44	2:08.693	1:04.540
8	2:07.476	1:05.039
36	2:06.612	1:05.898
5	2:07.865	1:07.622
56	2:07.984	1:07.899
42	2:08.832	1:13.654
33	2:08.770	1:13.808

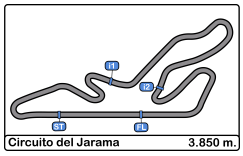

Circuito del Jarama
VI UV Endurance RACE Jarama
Carrera 4H
Análisis 1 Hora

58	2:09.087	1:14.406
46	2:09.006	1:14.569
51	2:08.833	1:15.005
47	2:08.842	1:15.619
45	2:09.566	1:16.777
53	2:09.158	1:17.394
49	2:10.951	1:23.250
43	2:11.819	1:29.272
14	2:05.921	3 Laps
39	2:11.581	1:45.183
52	2:12.067	1:48.989
48	2:15.727	1:55.635

Num	Tiempo Vta.	Dif. 1º
Vta 6		
19	1:56.000	
18	1:56.770	03.990
16	1:58.454	06.201
40	2:18.282	1 Lap
38	2:18.513	1 Lap
57	2:19.979	1 Lap
21	1:58.242	17.896
6	1:59.099	20.435
26	2:22.371	1 Lap
59	2:22.420	1 Lap
2	1:59.644	26.455
54	2:01.156	31.888
10	2:00.042	34.000
41	2:00.250	34.776
35	2:04.944	49.162
60	2:28.136	1 Lap
15	2:04.686	58.740
9	2:05.016	59.895
37	2:04.371	1:03.076
1	2:02.051	1:07.210
31	2:07.558	1:12.634
4	2:06.363	1:13.789
34	2:07.049	1:14.198
8	2:06.139	1:15.178
44	2:07.609	1:16.149
36	2:06.626	1:16.524
56	2:07.401	1:19.300

5	2:08.808	1:20.430
33	2:07.391	1:25.199
58	2:06.952	1:25.358
46	2:07.153	1:25.722
42	2:09.265	1:26.919
51	2:08.216	1:27.221
47	2:08.173	1:27.792
45	2:07.645	1:28.422
53	2:08.333	1:29.727
49	2:10.468	1:37.718
43	2:11.650	1:44.922
14	2:03.781	3 Laps

Num	Tiempo Vta.	Dif. 1º
Vta 7		
19	1:56.422	
18	1:57.041	04.609
16	1:56.484	06.263
39	2:14.755	1 Lap
52	2:12.600	1 Lap
21	1:58.827	20.301
6	1:58.989	23.002
48	2:22.534	1 Lap
40	2:17.398	1 Lap
2	1:59.856	29.889
38	2:19.294	1 Lap
54	2:01.114	36.580
57	2:19.897	1 Lap
10	1:59.871	37.449
41	2:00.346	38.700
26	2:20.048	1 Lap
59	2:20.351	1 Lap
35	2:03.565	56.305
15	2:03.525	1:05.843
9	2:03.559	1:07.032
37	2:04.444	1:11.098
1	2:02.612	1:13.400
60	2:28.932	1 Lap
31	2:07.475	1:23.687
4	2:07.051	1:24.418
34	2:07.108	1:24.884
8	2:07.280	1:26.036

44	2:07.538	1:27.265
36	2:07.364	1:27.466
56	2:07.718	1:30.596
5	2:07.207	1:31.215
46	2:04.554	1:33.854
33	2:07.360	1:36.137
58	2:08.205	1:37.141
42	2:08.070	1:38.567
51	2:07.908	1:38.707
47	2:07.879	1:39.249
45	2:07.898	1:39.898
53	2:10.225	1:43.530
49	2:09.998	1:51.294
14	2:03.769	3 Laps

Num	Tiempo Vta.	Dif. 1º
Vta 8		
19	1:56.098	
18	1:56.663	05.174
43	2:13.392	1 Lap
16	1:56.553	06.718
21	1:59.811	24.014
52	2:11.466	1 Lap
6	1:58.755	25.659
39	2:17.318	1 Lap
2	1:59.528	33.319
54	2:01.635	42.117
10	2:00.984	42.335
41	2:00.358	42.960
48	2:22.736	1 Lap
40	2:19.784	1 Lap
38	2:20.095	1 Lap
57	2:19.266	1 Lap
35	2:04.125	1:04.332
26	2:20.571	1 Lap
59	2:20.473	1 Lap
15	2:04.028	1:13.773
9	2:03.572	1:14.506
1	2:02.236	1:19.538
37	2:04.559	1:19.559
4	2:06.047	1:34.367
31	2:08.503	1:36.092

34	2:07.593	1:36.379
8	2:07.097	1:37.035
36	2:07.877	1:39.245
44	2:08.333	1:39.500
56	2:07.319	1:41.817
5	2:07.584	1:42.701
46	2:05.127	1:42.883
33	2:08.058	1:48.097
58	2:07.249	1:48.292
42	2:08.206	1:50.675
51	2:08.206	1:50.815
47	2:08.374	1:51.525
45	2:07.973	1:51.773
60	2:27.515	1 Lap

Num	Tiempo Vta.	Dif. 1º
Vta 9		
19	1:57.030	
53	2:10.145	1 Lap
14	2:03.211	4 Laps
18	1:56.637	04.781
16	1:57.024	06.712
49	2:13.056	1 Lap
43	2:12.847	1 Lap
21	1:58.153	25.137
6	1:58.241	26.870
2	1:59.461	35.750
52	2:14.143	1 Lap
10	1:59.738	45.043
54	2:00.735	45.822
41	2:00.163	46.093
39	2:15.410	1 Lap
48	2:17.529	1 Lap
35	2:05.588	1:12.890
40	2:19.586	1 Lap
38	2:19.136	1 Lap
15	2:03.332	1:20.075
9	2:03.424	1:20.900
57	2:20.393	1 Lap
1	2:01.659	1:24.167
37	2:04.636	1:27.165
26	2:20.955	1 Lap

59	2:20.542	1 Lap
4	2:05.510	1:42.847
34	2:05.000	1:44.349
31	2:07.192	1:46.254
8	2:07.024	1:47.029
36	2:06.516	1:48.731
44	2:07.053	1:49.523
46	2:04.613	1:50.466
56	2:07.084	1:51.871
5	2:08.103	1:53.774

Num	Tiempo Vta.	Dif. 1º
Vta 10		
19	1:58.019	
58	2:07.013	1 Lap
33	2:08.425	1 Lap
42	2:08.305	1 Lap
51	2:08.281	1 Lap
18	1:57.948	04.710
45	2:08.305	1 Lap
47	2:08.970	1 Lap
16	1:56.959	05.652
14	2:03.597	4 Laps
53	2:12.031	1 Lap
49	2:11.139	1 Lap
21	1:57.745	24.863
6	1:58.345	27.196
60	2:27.712	2 Laps
43	2:12.643	1 Lap
2	1:59.534	37.265
10	2:00.218	47.242
41	1:59.383	47.457
54	2:00.879	48.682
52	2:14.346	1 Lap
39	2:11.973	1 Lap
35	2:04.052	1:18.923
15	2:06.566	1:28.622
1	2:02.480	1:28.628
9	2:06.385	1:29.266
37	2:05.436	1:34.582
48	2:19.949	1 Lap
40	2:19.722	1 Lap

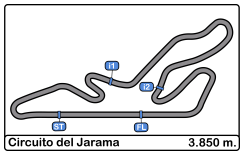

Circuito del Jarama
VI UV Endurance RACE Jarama
Carrera 4H
Análisis 1 Hora

38	2:19.478	1 Lap
57	2:19.205	1 Lap
4	2:05.507	1:50.335
34	2:04.854	1:51.184
31	2:06.364	1:54.599
8	2:07.295	1:56.305

Num	Tiempo Vta.	Dif. 1º
Vta 11		
19	1:57.601	
46	2:05.329	1 Lap
36	2:07.408	1 Lap
44	2:07.638	1 Lap
56	2:06.855	1 Lap
26	2:22.842	2 Laps
18	1:57.139	04.248
59	2:23.393	2 Laps
16	1:57.167	05.218
5	2:08.368	1 Lap
58	2:09.227	1 Lap
33	2:09.088	1 Lap
51	2:08.104	1 Lap
42	2:09.331	1 Lap
14	2:03.464	4 Laps
45	2:08.757	1 Lap
47	2:08.758	1 Lap
21	1:58.411	25.673
6	1:58.539	28.134
53	2:11.237	1 Lap
49	2:10.241	1 Lap
2	1:59.679	39.343
10	2:00.395	50.036
41	2:00.457	50.313
54	1:59.996	51.077
43	2:15.287	1 Lap
60	2:28.748	2 Laps
52	2:12.298	1 Lap
39	2:11.341	1 Lap
35	2:03.606	1:24.928
1	2:01.317	1:32.344
15	2:03.617	1:34.638
9	2:04.340	1:36.005

37	2:04.547	1:41.528
48	2:16.738	1 Lap
40	2:16.592	1 Lap

Num	Tiempo Vta.	Dif. 1º
Vta 12		
19	1:57.323	
4	2:05.938	1 Lap
34	2:05.458	1 Lap
18	1:57.648	04.573
16	1:58.014	05.909
38	2:20.388	2 Laps
31	2:07.362	1 Lap
46	2:04.532	1 Lap
36	2:06.349	1 Lap
8	2:08.779	1 Lap
57	2:20.308	2 Laps
44	2:08.138	1 Lap
56	2:06.908	1 Lap
5	2:08.427	1 Lap
14	2:03.658	4 Laps
58	2:09.010	1 Lap
33	2:08.933	1 Lap
51	2:08.215	1 Lap
45	2:07.563	1 Lap
26	2:21.643	2 Laps
21	1:59.236	27.586
42	2:09.618	1 Lap
47	2:09.264	1 Lap
6	1:58.519	29.330
59	2:22.697	2 Laps
53	2:09.729	1 Lap
2	2:00.109	42.129
49	2:09.693	1 Lap
10	1:59.145	51.858
41	1:59.401	52.391
54	1:59.945	53.699
43	2:10.627	1 Lap
52	2:12.970	1 Lap
39	2:11.103	1 Lap
60	2:27.142	2 Laps
35	2:03.766	1:31.371

1	2:01.314	1:36.335
15	2:03.114	1:40.429
9	2:02.073	1:40.755
37	2:04.637	1:48.842

Num	Tiempo Vta.	Dif. 1º
Vta 13		
19	1:56.457	
18	1:57.997	06.113
16	1:56.953	06.405
4	2:06.592	1 Lap
34	2:06.854	1 Lap
31	2:05.310	1 Lap
46	2:05.457	1 Lap
36	2:06.942	1 Lap
8	2:06.790	1 Lap
44	2:07.323	1 Lap
56	2:07.422	1 Lap
48	2:24.844	2 Laps
40	2:23.273	2 Laps
14	2:03.305	4 Laps
38	2:19.255	2 Laps
5	2:08.965	1 Lap
21	1:59.823	30.952
6	1:59.588	32.461
57	2:19.242	2 Laps
58	2:08.185	1 Lap
33	2:07.547	1 Lap
45	2:07.799	1 Lap
51	2:09.060	1 Lap
42	2:07.930	1 Lap
47	2:07.560	1 Lap
2	2:04.314	49.986
26	2:21.958	2 Laps
59	2:20.878	2 Laps
53	2:10.295	1 Lap
10	1:59.529	54.930
41	1:59.463	55.397
54	1:58.858	56.100
49	2:10.666	1 Lap
43	2:10.153	1 Lap
35	2:03.785	1:38.699

1	2:01.830	1:41.708
39	2:13.706	1 Lap
52	2:15.141	1 Lap
15	2:03.200	1:47.172
9	2:03.386	1:47.684

Num	Tiempo Vta.	Dif. 1º
Vta 14		
19	1:56.938	
37	2:06.867	1 Lap
60	2:27.528	3 Laps
18	1:56.594	05.769
16	1:56.473	05.940
4	2:06.257	1 Lap
34	2:05.768	1 Lap
31	2:03.975	1 Lap
46	2:04.253	1 Lap
36	2:06.736	1 Lap
8	2:08.772	1 Lap
21	1:59.798	33.812
56	2:07.113	1 Lap
44	2:07.831	1 Lap
14	2:03.185	4 Laps
6	2:00.971	36.494
5	2:09.011	1 Lap
58	2:08.313	1 Lap
33	2:08.233	1 Lap
45	2:07.363	1 Lap
51	2:09.497	1 Lap
42	2:08.630	1 Lap
47	2:08.643	1 Lap
38	2:19.384	2 Laps
48	2:25.172	2 Laps
2	2:01.413	54.461
40	2:25.768	2 Laps
57	2:19.139	2 Laps
10	1:59.902	57.894
41	2:00.316	58.775
54	2:00.545	59.707
53	2:10.208	1 Lap
49	2:10.038	1 Lap
26	2:20.607	2 Laps

59	2:19.871	2 Laps
43	2:09.836	1 Lap
35	2:03.290	1:45.051
1	2:00.395	1:45.165
15	2:03.252	1:53.486
9	2:03.069	1:53.815

Num	Tiempo Vta.	Dif. 1º
Vta 15		
19	1:56.418	
39	2:12.737	2 Laps
16	1:55.794	05.316
52	2:12.120	2 Laps
18	1:57.230	06.581
37	2:06.052	1 Lap
34	2:05.171	1 Lap
4	2:06.538	1 Lap
60	2:25.321	3 Laps
31	2:05.447	1 Lap
46	2:04.992	1 Lap
21	1:57.748	35.142
36	2:06.611	1 Lap
6	2:00.324	40.400
14	2:03.510	4 Laps
8	2:08.367	1 Lap
56	2:07.724	1 Lap
44	2:07.648	1 Lap
5	2:08.670	1 Lap
33	2:07.188	1 Lap
58	2:07.612	1 Lap
45	2:07.194	1 Lap
2	2:01.943	59.986
10	2:00.978	1:02.454
42	2:08.463	1 Lap
41	2:01.437	1:03.794
54	2:00.659	1:03.948
47	2:09.155	1 Lap
51	2:12.557	1 Lap
38	2:18.883	2 Laps
40	2:17.795	2 Laps
48	2:20.639	2 Laps
57	2:20.237	2 Laps

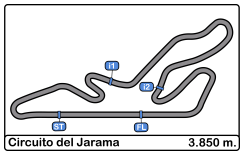

Circuito del Jarama
VI UV Endurance RACE Jarama
Carrera 4H
Análisis 1 Hora

Num	Tiempo Vta.	Dif. 1º
53	2:09.817	1 Lap
49	2:09.516	1 Lap
26	2:20.005	2 Laps
59	2:20.321	2 Laps
43	2:10.121	1 Lap
1	2:02.397	1:51.144
35	2:04.634	1:53.267

Vta 16

Num	Tiempo Vta.	Dif. 1º
19	1:56.734	
16	1:55.840	04.422
15	2:04.152	1 Lap
9	2:04.574	1 Lap
18	1:56.103	05.950
37	2:04.641	1 Lap
39	2:11.458	2 Laps
52	2:11.531	2 Laps
34	2:04.972	1 Lap
21	2:00.463	38.871
31	2:05.473	1 Lap
4	2:07.423	1 Lap
6	1:58.866	42.532
46	2:07.143	1 Lap
14	2:02.720	4 Laps
36	2:07.183	1 Lap
8	2:05.733	1 Lap
56	2:06.742	1 Lap
44	2:06.914	1 Lap
60	2:24.138	3 Laps
2	2:00.140	1:03.392
10	2:00.326	1:06.046
5	2:09.399	1 Lap
41	2:00.699	1:07.759
54	2:01.963	1:09.177
33	2:09.723	1 Lap
58	2:10.130	1 Lap
45	2:09.354	1 Lap
42	2:08.439	1 Lap
47	2:07.765	1 Lap
51	2:12.436	1 Lap
53	2:09.902	1 Lap

Num	Tiempo Vta.	Dif. 1º
40	2:16.700	2 Laps
38	2:19.418	2 Laps
48	2:17.327	2 Laps
57	2:18.817	2 Laps
49	2:09.217	1 Lap
1	2:02.072	1:56.482

Vta 17

Num	Tiempo Vta.	Dif. 1º
19	1:57.235	
16	1:56.861	04.048
35	2:06.266	1 Lap
43	2:12.504	2 Laps
18	1:58.199	06.914
26	2:23.245	3 Laps
15	2:03.216	1 Lap
59	2:23.708	3 Laps
9	2:03.149	1 Lap
37	2:04.587	1 Lap
52	2:11.048	2 Laps
39	2:11.670	2 Laps
21	1:59.759	41.395
6	2:00.730	46.027
34	2:06.150	1 Lap
31	2:06.779	1 Lap
46	2:05.784	1 Lap
4	2:07.382	1 Lap
14	2:02.149	4 Laps
36	2:06.910	1 Lap
8	2:06.009	1 Lap
56	2:07.259	1 Lap
44	2:07.875	1 Lap
2	2:00.997	1:07.154
41	2:01.626	1:12.150
54	2:00.528	1:12.470
10	2:07.545	1:16.356
5	2:09.779	1 Lap
33	2:07.319	1 Lap
58	2:07.402	1 Lap
45	2:08.629	1 Lap
42	2:07.891	1 Lap
47	2:07.959	1 Lap

Num	Tiempo Vta.	Dif. 1º
60	2:26.012	3 Laps
51	2:11.919	1 Lap
53	2:09.660	1 Lap
40	2:16.467	2 Laps
49	2:10.116	1 Lap
48	2:16.626	2 Laps

Vta 18

Num	Tiempo Vta.	Dif. 1º
19	1:58.254	
38	2:19.392	3 Laps
1	2:02.305	1 Lap
16	1:57.522	03.316
18	1:56.747	05.407
57	2:19.611	3 Laps
50	28:38.118	14 Laps
35	2:03.839	1 Lap
15	2:03.268	1 Lap
9	2:02.881	1 Lap
43	2:11.937	2 Laps
26	2:19.929	3 Laps
59	2:19.881	3 Laps
37	2:04.834	1 Lap
21	1:59.365	42.506
6	2:00.004	47.777
52	2:12.961	2 Laps
39	2:13.830	2 Laps
34	2:05.611	1 Lap
31	2:04.494	1 Lap
46	2:03.955	1 Lap
14	2:02.276	4 Laps
4	2:06.588	1 Lap
36	2:06.925	1 Lap
8	2:06.137	1 Lap
2	2:01.287	1:10.187
56	2:07.359	1 Lap
41	2:00.512	1:14.408
54	2:00.670	1:14.886
44	2:09.023	1 Lap
10	2:00.770	1:18.872
5	2:07.936	1 Lap
33	2:07.297	1 Lap

Num	Tiempo Vta.	Dif. 1º
58	2:07.463	1 Lap
45	2:07.462	1 Lap
47	2:08.065	1 Lap
42	2:09.092	1 Lap
51	2:11.130	1 Lap
60	2:22.533	3 Laps

Vta 19

Num	Tiempo Vta.	Dif. 1º
19	1:56.844	
53	2:09.988	2 Laps
16	1:56.263	02.735
18	1:56.618	05.181
1	2:02.976	1 Lap
49	2:10.512	2 Laps
35	2:04.177	1 Lap
40	2:18.770	3 Laps
50	2:06.463	14 Laps
15	2:03.483	1 Lap
9	2:04.318	1 Lap
48	2:21.972	3 Laps
38	2:20.342	3 Laps
57	2:19.128	3 Laps
43	2:10.151	2 Laps
37	2:05.489	1 Lap
21	1:57.657	43.319
6	2:00.266	51.199
26	2:20.432	3 Laps
59	2:20.097	3 Laps
34	2:06.563	1 Lap
31	2:05.144	1 Lap
14	2:04.279	4 Laps
46	2:05.431	1 Lap
52	2:13.649	2 Laps
39	2:14.614	2 Laps
4	2:07.711	1 Lap
2	2:02.018	1:15.361
41	2:00.767	1:18.331
54	2:00.463	1:18.505
36	2:08.609	1 Lap
8	2:07.865	1 Lap
10	2:00.046	1:22.074

Num	Tiempo Vta.	Dif. 1º
56	2:07.351	1 Lap
44	2:08.597	1 Lap
5	2:08.420	1 Lap
33	2:08.062	1 Lap
58	2:07.688	1 Lap
45	2:07.609	1 Lap
47	2:08.587	1 Lap
42	2:08.879	1 Lap

Vta 20

Num	Tiempo Vta.	Dif. 1º
19	1:56.347	
16	1:56.214	02.602
18	1:56.460	05.294
51	2:10.847	2 Laps
1	2:01.486	1 Lap
53	2:09.671	2 Laps
60	2:22.488	4 Laps
49	2:09.095	2 Laps
35	2:02.892	1 Lap
50	2:02.659	14 Laps
15	2:02.904	1 Lap
9	2:02.554	1 Lap
40	2:18.266	3 Laps
48	2:15.603	3 Laps
21	1:59.083	46.055
43	2:09.665	2 Laps
38	2:19.808	3 Laps
57	2:19.569	3 Laps
37	2:06.079	1 Lap
6	1:59.952	54.804
34	2:06.464	1 Lap
31	2:06.180	1 Lap
14	2:06.296	4 Laps
46	2:06.441	1 Lap
26	2:21.231	3 Laps
2	2:00.952	1:19.966
59	2:21.364	3 Laps
4	2:06.246	1 Lap
54	2:00.603	1:22.761
41	2:02.141	1:24.125
52	2:14.848	2 Laps

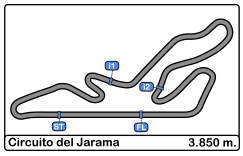

Circuito del Jarama
VI UV Endurance RACE Jarama
Carrera 4H
Análisis 1 Hora

10	1:58.805	1:24.532
39	2:13.309	2 Laps
8	2:05.862	1 Lap
36	2:07.789	1 Lap
56	2:06.910	1 Lap
44	2:07.584	1 Lap
5	2:07.531	1 Lap
33	2:08.167	1 Lap
58	2:08.119	1 Lap
45	2:07.278	1 Lap

Num	Tiempo Vta.	Dif. 1º
Vta 21		
19	1:57.023	
16	1:56.063	01.642
47	2:09.766	2 Laps
42	2:09.438	2 Laps
18	1:56.310	04.581
1	2:01.538	1 Lap
51	2:12.007	2 Laps
53	2:09.594	2 Laps
35	2:04.649	1 Lap
50	2:04.452	14 Laps
15	2:03.115	1 Lap
9	2:02.569	1 Lap
49	2:12.016	2 Laps
60	2:23.077	4 Laps
21	1:58.958	47.990
6	2:00.577	58.358
43	2:10.791	2 Laps
37	2:06.732	1 Lap
40	2:22.148	3 Laps
48	2:20.829	3 Laps
38	2:18.945	3 Laps
57	2:19.837	3 Laps
31	2:04.461	1 Lap
14	2:04.389	4 Laps
2	2:00.306	1:23.249
46	2:07.282	1 Lap
34	2:09.427	1 Lap
54	2:00.786	1:26.524
10	1:59.818	1:27.327
41	2:01.634	1:28.736
52	2:11.369	2 Laps
39	2:12.350	2 Laps
8	2:06.570	1 Lap
36	2:07.124	1 Lap
26	2:21.985	3 Laps
59	2:21.895	3 Laps
56	2:07.408	1 Lap
4	2:22.667	1 Lap

Num	Tiempo Vta.	Dif. 1º
Vta 22		
19	1:58.099	
16	1:56.785	00.328
44	2:16.002	2 Laps
18	1:57.235	03.717
5	2:08.172	2 Laps
58	2:07.861	2 Laps
33	2:08.495	2 Laps
45	2:08.452	2 Laps
42	2:08.298	2 Laps
47	2:09.130	2 Laps
1	2:00.176	1 Lap
51	2:10.140	2 Laps
50	2:01.961	14 Laps
53	2:10.020	2 Laps
15	2:03.639	1 Lap
35	2:06.479	1 Lap
9	2:04.297	1 Lap
49	2:08.440	2 Laps
21	1:59.283	49.174
6	1:59.903	1:00.162
60	2:23.082	4 Laps
43	2:10.901	2 Laps
37	2:11.365	1 Lap
40	2:17.839	3 Laps
48	2:16.429	3 Laps
2	2:02.418	1:27.568
31	2:06.228	1 Lap
14	2:06.053	4 Laps
54	2:02.072	1:30.497
38	2:18.781	3 Laps
10	2:01.702	1:30.930
41	2:00.574	1:31.211
46	2:05.933	1 Lap
34	2:08.133	1 Lap
57	2:21.256	3 Laps
8	2:06.273	1 Lap
36	2:06.815	1 Lap
39	2:10.714	2 Laps
52	2:12.619	2 Laps
56	2:07.207	1 Lap
4	2:07.296	1 Lap

Num	Tiempo Vta.	Dif. 1º
Vta 23		
16	1:56.326	
19	1:56.926	00.272
18	1:55.866	02.929
59	2:20.302	4 Laps
26	2:22.124	4 Laps
5	2:08.322	2 Laps
58	2:07.589	2 Laps
33	2:07.832	2 Laps
45	2:07.309	2 Laps
42	2:08.332	2 Laps
1	2:01.983	1 Lap
47	2:08.499	2 Laps
50	2:02.384	14 Laps
15	2:03.300	1 Lap
9	2:03.352	1 Lap
51	2:11.531	2 Laps
35	2:05.489	1 Lap
21	1:58.451	50.971
53	2:11.708	2 Laps
49	2:09.134	2 Laps
6	1:59.855	1:03.363
43	2:09.809	2 Laps
2	2:02.448	1:33.362
54	2:00.601	1:34.444
10	2:00.856	1:35.132
41	2:00.994	1:35.551
14	2:04.801	4 Laps
60	2:23.713	4 Laps
31	2:06.489	1 Lap
46	2:09.758	1 Lap
40	2:19.290	3 Laps
34	2:09.285	1 Lap
48	2:21.169	3 Laps
38	2:19.028	3 Laps

Num	Tiempo Vta.	Dif. 1º
Vta 24		
16	1:56.724	
19	1:56.860	00.408
8	2:06.798	2 Laps
18	1:57.253	03.458
57	2:20.091	4 Laps
36	2:07.161	2 Laps
56	2:07.625	2 Laps
39	2:12.320	3 Laps
52	2:12.140	3 Laps
4	2:15.480	2 Laps
5	2:07.992	2 Laps
58	2:08.090	2 Laps
45	2:07.999	2 Laps
33	2:08.630	2 Laps
1	2:02.464	1 Lap
59	2:21.697	4 Laps
26	2:21.183	4 Laps
47	2:08.627	2 Laps
42	2:09.556	2 Laps
50	2:02.094	14 Laps
15	2:03.481	1 Lap
21	1:59.550	53.797
9	2:03.320	1 Lap
35	2:04.319	1 Lap
51	2:12.322	2 Laps
6	2:00.155	1:06.794
53	2:09.420	2 Laps
49	2:09.363	2 Laps
37	4:08.800	2 Laps
2	2:00.519	1:37.157
10	1:59.426	1:37.834
41	2:01.085	1:39.912
43	2:10.899	2 Laps
54	2:03.563	1:41.283
14	2:02.186	4 Laps
31	2:04.442	1 Lap

Num	Tiempo Vta.	Dif. 1º
Vta 25		
16	1:57.079	
19	1:57.075	00.404
18	1:57.156	03.535
34	2:10.080	2 Laps
60	2:24.217	5 Laps
8	2:07.773	2 Laps
48	2:18.129	4 Laps
36	2:07.238	2 Laps
40	2:21.738	4 Laps
38	2:18.854	4 Laps
56	2:07.809	2 Laps
39	2:09.303	3 Laps
52	2:10.412	3 Laps
57	2:19.075	4 Laps
4	2:07.983	2 Laps
1	2:01.814	1 Lap
5	2:07.711	2 Laps
58	2:08.874	2 Laps
45	2:08.485	2 Laps
33	2:08.591	2 Laps
47	2:09.205	2 Laps
42	2:08.924	2 Laps
50	2:03.451	14 Laps
21	1:59.518	56.236
59	2:21.163	4 Laps
15	2:04.110	1 Lap
9	2:04.597	1 Lap
26	2:23.656	4 Laps
35	2:04.182	1 Lap
6	1:59.937	1:09.652
51	2:10.615	2 Laps
53	2:09.694	2 Laps
49	2:08.464	2 Laps
37	2:05.109	2 Laps
10	1:59.611	1:40.366
2	2:01.675	1:41.753

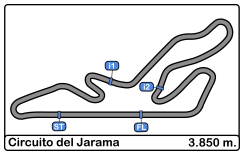

Circuito del Jarama
VI UV Endurance RACE Jarama
Carrera 4H
Análisis 1 Hora

41	2:00.007	1:42.840
54	1:59.863	1:44.067
14	2:03.678	4 Laps
43	2:11.167	2 Laps

Num	Tiempo Vta.	Dif. 1º

Vta 26

16	1:55.866	
19	1:56.732	01.270
31	2:06.597	2 Laps
18	1:55.749	03.418
46	4:07.577	3 Laps
8	2:06.053	2 Laps
34	2:14.152	2 Laps
36	2:07.302	2 Laps
56	2:08.457	2 Laps
48	2:15.704	4 Laps
39	2:09.161	3 Laps
60	2:23.345	5 Laps
40	2:17.983	4 Laps
52	2:11.191	3 Laps
4	2:08.685	2 Laps
38	2:19.638	4 Laps
1	2:02.621	1 Lap
57	2:19.543	4 Laps
5	2:07.684	2 Laps
58	2:06.856	2 Laps
45	2:07.166	2 Laps
33	2:07.341	2 Laps
21	1:57.735	58.105
47	2:08.879	2 Laps
42	2:09.179	2 Laps
15	2:03.353	1 Lap
9	2:02.658	1 Lap
35	2:04.570	1 Lap
6	1:59.688	1:13.474
59	2:20.960	4 Laps
26	2:20.983	4 Laps
51	2:08.744	2 Laps
53	2:09.168	2 Laps
49	2:08.904	2 Laps
10	1:59.758	1:44.258

2	1:59.501	1:45.388
41	2:00.156	1:47.130
54	1:59.705	1:47.906
37	2:07.632	2 Laps

Num	Tiempo Vta.	Dif. 1º

Vta 27

16	1:56.747	
19	1:57.316	01.839
14	2:05.083	5 Laps
31	2:06.863	2 Laps
46	2:03.925	3 Laps
43	2:13.490	3 Laps
8	2:06.436	2 Laps
36	2:07.428	2 Laps
56	2:08.315	2 Laps
4	2:06.948	2 Laps
1	2:04.850	1 Lap
39	2:11.862	3 Laps
48	2:16.846	4 Laps
52	2:13.199	3 Laps
40	2:18.147	4 Laps
21	1:59.710	1:01.068
5	2:07.576	2 Laps
60	2:20.891	5 Laps
58	2:08.400	2 Laps
45	2:08.139	2 Laps
33	2:08.056	2 Laps
38	2:20.889	4 Laps
57	2:19.414	4 Laps
15	2:03.183	1 Lap
9	2:02.887	1 Lap
6	1:59.730	1:16.457
42	2:09.744	2 Laps
47	2:10.744	2 Laps
35	2:04.202	1 Lap
51	2:09.314	2 Laps
53	2:09.757	2 Laps
10	2:00.984	1:48.495
59	2:20.780	4 Laps
41	2:00.145	1:50.528
54	2:00.223	1:51.382

49	2:11.381	2 Laps
26	2:23.478	4 Laps
2	2:06.798	1:55.439

Num	Tiempo Vta.	Dif. 1º

Vta 28

16	1:56.260	
37	2:02.710	3 Laps
14	2:01.678	5 Laps
19	2:03.627	09.206
31	2:04.499	2 Laps
46	2:05.472	3 Laps
43	2:10.668	3 Laps
8	2:06.254	2 Laps
36	2:07.396	2 Laps
18	4:38.427	1 Lap
56	2:08.442	2 Laps
1	2:02.348	1 Lap
4	2:07.227	2 Laps
34	4:38.502	3 Laps
58	2:08.218	2 Laps
52	2:13.959	3 Laps
45	2:08.297	2 Laps
33	2:08.357	2 Laps
5	2:10.662	2 Laps
39	2:21.449	3 Laps
6	2:01.864	1:22.061
15	2:05.539	1 Lap
9	2:05.510	1 Lap
35	2:04.368	1 Lap
38	2:19.097	4 Laps
60	2:23.958	5 Laps
42	2:09.122	2 Laps
47	2:09.063	2 Laps
48	2:33.745	4 Laps
40	2:30.116	4 Laps
57	2:19.799	4 Laps
10	2:00.889	1:53.124
41	1:59.741	1:54.009
54	2:01.256	1:56.378

Num	Tiempo Vta.	Dif. 1º

Vta 29

16	1:58.297	
51	2:10.724	3 Laps
53	2:13.133	3 Laps
37	2:03.420	3 Laps
49	2:10.830	3 Laps
14	2:02.884	5 Laps
59	2:21.710	5 Laps
26	2:21.157	5 Laps
31	2:05.255	2 Laps
46	2:04.682	3 Laps
19	2:32.689	43.598
8	2:06.784	2 Laps
43	2:19.660	3 Laps
21	3:49.164	1 Lap
36	2:07.659	2 Laps
1	2:02.254	1 Lap
56	2:07.913	2 Laps
4	2:08.159	2 Laps
34	2:12.073	3 Laps
58	2:08.411	2 Laps
33	2:07.776	2 Laps
45	2:08.876	2 Laps
5	2:09.041	2 Laps
15	2:02.876	1 Lap
9	2:05.770	1 Lap
52	2:15.893	3 Laps
35	2:04.234	1 Lap
42	2:07.924	2 Laps
47	2:07.871	2 Laps
38	2:19.169	4 Laps
60	2:19.622	5 Laps
10	2:00.083	1:54.910
57	2:19.199	4 Laps

Num	Tiempo Vta.	Dif. 1º

Vta 30

16	1:56.514	
54	2:01.496	1 Lap
37	2:03.698	3 Laps
51	2:11.228	3 Laps
14	2:03.039	5 Laps
49	2:09.333	3 Laps

46	2:05.308	3 Laps
59	2:20.743	5 Laps
2	4:37.271	2 Laps
19	1:56.891	43.975
26	2:21.412	5 Laps
8	2:05.928	2 Laps
36	2:07.667	2 Laps
1	2:09.848	1 Lap
18	4:21.282	2 Laps
56	2:08.809	2 Laps
55	53:08.318	26 Laps
4	2:16.314	2 Laps
34	2:07.512	3 Laps
15	2:04.406	1 Lap
58	2:08.713	2 Laps
5	2:09.504	2 Laps
35	2:04.102	1 Lap
33	2:14.738	2 Laps
9	2:11.910	1 Lap
45	2:19.475	2 Laps
6	4:24.021	1 Lap
42	2:08.222	2 Laps
47	2:08.162	2 Laps
52	2:22.641	3 Laps

Num	Tiempo Vta.	Dif. 1º

Vta 31

16	2:04.685	
10	2:11.743	1 Lap
37	2:04.339	3 Laps
38	2:24.462	5 Laps
57	2:19.674	5 Laps
14	2:02.850	5 Laps
60	2:29.556	6 Laps
41	4:34.358	2 Laps
51	2:20.374	3 Laps
49	2:18.190	3 Laps
46	2:04.949	3 Laps
19	1:57.287	36.577
2	2:03.033	2 Laps
59	2:26.991	5 Laps
53	5:01.134	4 Laps

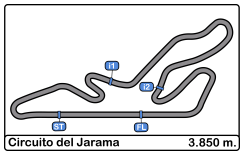

Circuito del Jarama
VI UV Endurance RACE Jarama
Carrera 4H
Análisis 1 Hora

48	5:32.516	6 Laps
26	2:28.164	5 Laps
8	2:16.218	2 Laps
18	2:02.693	2 Laps
36	2:13.943	2 Laps
56	2:08.130	2 Laps
40	5:52.537	6 Laps
39	6:14.664	5 Laps
55	2:12.313	26 Laps
34	2:08.999	3 Laps
58	2:08.373	2 Laps
15	2:12.892	1 Lap
35	2:10.982	1 Lap
5	2:16.227	2 Laps
43	5:05.243	4 Laps
37	2:03.879	2 Laps
21	5:22.475	2 Laps
14	2:03.638	4 Laps
57	2:25.824	4 Laps
2	2:01.438	1 Lap
31	6:17.243	3 Laps
46	2:06.480	2 Laps
54	4:52.137	1 Lap
18	2:00.238	1 Lap
1	4:03.406	1 Lap
48	2:25.429	5 Laps
56	2:14.708	1 Lap
4	4:15.669	2 Laps
33	4:05.906	2 Laps
45	4:02.511	2 Laps
34	2:09.568	2 Laps
55	2:12.640	25 Laps
40	2:21.631	5 Laps
58	2:17.577	1 Lap
9	4:18.074	1 Lap

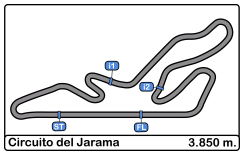

Circuito del Jarama
VI UV Endurance RACE Jarama
Carrera 4H
Mejores Sectores 1 Hora

	Sector - 1			Sector - 2			Sector - 3			Vuelta Ideal vs Mejor Vuelta					
Clas	Nº	Equipo	Tiempo	Nº	Equipo	Tiempo	Nº	Equipo	Tiempo	Clas	Nº	Equipo	Vta. Ideal	Mejor Vta.	Clas
1	16	RRO RACING	44.203	19	RACING TO ENJOY	38.693	16	RRO RACING	32.291	1	19	RACING TO ENJOY	1:55.205	1:55.222	1
2	19	RACING TO ENJOY	44.216	18	VSR MOTORSPORT	38.916	19	RACING TO ENJOY	32.296	2	16	RRO RACING	1:55.431	1:55.702	2
3	18	VSR MOTORSPORT	44.375	16	RRO RACING	38.937	18	VSR MOTORSPORT	32.334	3	18	VSR MOTORSPORT	1:55.625	1:55.749	3
4	21	BOYACÁ VSR	45.087	21	BOYACÁ VSR	39.186	21	BOYACÁ VSR	32.674	4	21	BOYACÁ VSR	1:56.947	1:57.537	4
5	6	DEYSCOM	45.372	6	DEYSCOM	39.479	6	DEYSCOM	32.951	5	6	DEYSCOM	1:57.802	1:57.806	5
6	54	VINELIT RACING	45.580	54	VINELIT RACING	39.628	10	JDM MOTOR 2	33.278	6	54	VINELIT RACING	1:58.620	1:58.858	7
7	2	4 TEAM	45.622	10	JDM MOTOR 2	39.757	1	ASAP RACING	33.338	7	10	JDM MOTOR 2	1:58.756	1:58.805	6
8	10	JDM MOTOR 2	45.721	2	4 TEAM	39.824	41	ÚLTIMA VUELTA	33.356	8	2	4 TEAM	1:58.852	1:59.461	9
9	41	ÚLTIMA VUELTA	45.764	41	ÚLTIMA VUELTA	39.843	2	4 TEAM	33.406	9	41	ÚLTIMA VUELTA	1:58.963	1:59.383	8
10	1	ASAP RACING	46.384	1	ASAP RACING	40.272	54	VINELIT RACING	33.412	10	1	ASAP RACING	1:59.994	2:00.176	10
11	9	JDM MOTOR 1	46.584	14	OLIMPIA TECSPOR	40.795	9	JDM MOTOR 1	33.545	11	9	JDM MOTOR 1	2:01.305	2:02.073	13
12	50	RRB Competicion	46.678	15	PIKANTO RACING	40.928	50	RRB Competicion	33.894	12	50	RRB Competicion	2:01.567	2:01.961	12
13	14	OLIMPIA TECSPOR	46.744	50	RRB Competicion	40.995	14	OLIMPIA TECSPOR	34.041	13	14	OLIMPIA TECSPOR	2:01.580	2:01.678	11
14	35	EVC	46.867	35	EVC	40.996	35	EVC	34.144	14	35	EVC	2:02.007	2:02.892	16
15	46	4 HOMBRES Y 1 MI	46.941	9	JDM MOTOR 1	41.176	37	MSi Race Tech	34.232	15	15	PIKANTO RACING	2:02.201	2:02.876	15
16	37	MSi Race Tech	46.980	37	MSi Race Tech	41.283	15	PIKANTO RACING	34.266	16	37	MSi Race Tech	2:02.495	2:02.710	14
17	15	PIKANTO RACING	47.007	31	Primera Team	41.581	46	4 HOMBRES Y 1 MI	34.538	17	46	4 HOMBRES Y 1 MI	2:03.208	2:03.925	17
18	31	Primera Team	47.457	34	EB Racing	41.675	31	Primera Team	34.935	18	31	Primera Team	2:03.973	2:03.975	18
19	4	B-MOVIE	47.529	8	HLT MK3	41.679	34	EB Racing	34.990	19	34	EB Racing	2:04.371	2:04.854	19
20	34	EB Racing	47.706	46	4 HOMBRES Y 1 MI	41.729	4	B-MOVIE	34.997	20	8	HLT MK3	2:04.678	2:05.733	21
21	8	HLT MK3	47.803	4	B-MOVIE	42.167	44	ALVITRUCKSPORT	35.181	21	4	B-MOVIE	2:04.693	2:05.507	20
22	56	DANACAR	47.987	58	EFICAR TEAM SAX	42.756	8	HLT MK3	35.196	22	44	ALVITRUCKSPORT	2:06.058	2:06.816	24
23	44	ALVITRUCKSPORT	48.050	33	VAGSPEED MOTOR	42.818	58	EFICAR TEAM SAX	35.303	23	36	VSR MOTORSPORT	2:06.276	2:06.349	22
24	36	VSR MOTORSPORT	48.051	44	ALVITRUCKSPORT	42.827	36	VSR MOTORSPORT	35.344	24	56	DANACAR	2:06.448	2:06.742	23
25	45	Art Motorsport	48.228	36	VSR MOTORSPORT	42.881	45	Art Motorsport	35.363	25	58	EFICAR TEAM SAX	2:06.451	2:06.856	25
26	33	VAGSPEED MOTOR	48.237	56	DANACAR	42.983	33	VAGSPEED MOTOR	35.424	26	33	VAGSPEED MOTOR	2:06.479	2:07.188	27
27	5	DE DIEGO MOTOR	48.313	45	Art Motorsport	42.986	56	DANACAR	35.478	27	45	Art Motorsport	2:06.577	2:07.166	26
28	58	EFICAR TEAM SAX	48.392	49	AMAZON SPORT 2	43.012	51	TMA-PADRISA-	35.568	28	51	TMA-PADRISA-	2:07.028	2:07.908	31
29	42	Fuñigators Team	48.417	51	TMA-PADRISA-	43.041	47	ALFRA-CLIMALEC	35.581	29	5	DE DIEGO MOTOR	2:07.114	2:07.207	28
30	51	TMA-PADRISA-	48.419	5	DE DIEGO MOTOR	43.051	5	DE DIEGO MOTOR	35.750	30	47	ALFRA-CLIMALEC	2:07.159	2:07.560	29
31	47	ALFRA-CLIMALEC	48.448	47	ALFRA-CLIMALEC	43.130	42	Fuñigators Team	35.794	31	42	Fuñigators Team	2:07.385	2:07.891	30
32	53	ELADIO MOTOR	48.536	42	Fuñigators Team	43.174	53	ELADIO MOTOR	35.796	32	49	AMAZON SPORT 2	2:07.940	2:08.440	33
33	39	GT SPORT	48.980	55	SABUESOS TEAM	43.621	49	AMAZON SPORT 2	35.874	33	53	ELADIO MOTOR	2:08.015	2:08.333	32
34	43	CLEMENTE ARROY	49.021	43	CLEMENTE ARROY	43.624	55	SABUESOS TEAM	36.101	34	43	CLEMENTE ARROY	2:08.751	2:09.665	35
35	49	AMAZON SPORT 2	49.054	53	ELADIO MOTOR	43.683	43	CLEMENTE ARROY	36.106	35	39	GT SPORT	2:08.870	2:09.161	34
36	55	SABUESOS TEAM	49.497	39	GT SPORT	43.766	39	GT SPORT	36.124	36	55	SABUESOS TEAM	2:09.219	2:10.050	36
37	52	JL CRESPILLO TEA	49.697	52	JL CRESPILLO TEA	44.088	52	JL CRESPILLO TEA	36.343	37	52	JL CRESPILLO TEA	2:10.128	2:10.412	37
38	48	AMAZON SPORT 1	50.549	48	AMAZON SPORT 1	45.479	48	AMAZON SPORT 1	37.049	38	48	AMAZON SPORT 1	2:13.077	2:15.303	38
39	40	UV - TECSPORT	52.078	40	UV - TECSPORT	45.787	40	UV - TECSPORT	37.692	39	40	UV - TECSPORT	2:15.557	2:16.467	39
40	38	RACING for ALCALA	52.155	60	RIGA	47.713	38	RACING for ALCALA	38.214	40	38	RACING for ALCALA	2:18.101	2:18.513	40
41	57	EFICAR TEAM INFE	52.407	38	RACING for ALCALA	47.732	57	EFICAR TEAM INFE	38.244	41	57	EFICAR TEAM INFE	2:18.495	2:18.817	41
42	26	KOBE MOTOR	52.466	57	EFICAR TEAM INFE	47.844	59	EFICAR TEAM,	38.618	42	59	EFICAR TEAM,	2:19.308	2:19.871	43
43	59	EFICAR TEAM,	52.592	59	EFICAR TEAM,	48.098	26	KOBE MOTOR	38.698	43	26	KOBE MOTOR	2:19.363	2:19.929	44
44	60	RIGA	53.042	26	KOBE MOTOR	48.199	60	RIGA	38.705	44	60	RIGA	2:19.460	2:19.622	42

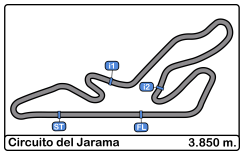

Circuito del Jarama
VI UV Endurance RACE Jarama
Carrera 4H
Secuencia Lider 1 Hora

Nº	Equipo	Vehiculo	Cat	Vta.Inicio	Vta. Fin	Vtas	Total Vtas.
19	RACING TO ENJOY 1	BMW E36 325i	3	1	**22**	22	22
16	RRO RACING	BMW E36 325i	3	23	**32**	10	10

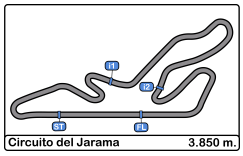

Circuito del Jarama
VI UV Endurance RACE Jarama
Carrera 4H
5 Mejores Tiempos 1 Hora

					Mejor 1		Mejor 2		Mejor 3		Mejor 4		Mejor 5	
Clas	**Nº**	**Equipo**	**Vehiculo**	**Cat**	**Tiempo**	**Vta.**	**Tiempo**	**Vta.**	**Tiempo**	**Vta.**	**Tiempo**	**Vta.**	**Tiempo**	**Vta.**
1	**19**	RACING TO ENJOY 1	BMW E36 325i	3	**1:55.222**	4	1:55.393	3	1:55.878	5	1:56.000	6	1:56.098	8
2	**16**	RRO RACING	BMW E36 325i	3	**1:55.702**	4	1:55.794	15	1:55.840	16	1:55.866	26	1:56.063	21
3	**18**	VSR MOTORSPORT 1	BMW E36 325i	3	**1:55.749**	26	1:55.866	23	1:56.020	4	1:56.103	16	1:56.188	5
4	**21**	BOYACÁ VSR	BMW E36 325i	3	**1:57.537**	4	1:57.657	19	1:57.735	26	1:57.745	10	1:57.748	15
5	**6**	DEYSCOM	CITROEN AX	1	**1:57.806**	2	1:58.241	9	1:58.345	10	1:58.443	4	1:58.519	12
6	**10**	JDM MOTOR 2	BMW E36 325i	3	**1:58.805**	20	1:59.145	12	1:59.426	24	1:59.529	13	1:59.611	25
7	**54**	VINELIT RACING GRAPHICS	Peugeot 205	2	**1:58.858**	13	1:59.705	26	1:59.863	25	1:59.945	12	1:59.996	11
8	**41**	ÚLTIMA VUELTA	Citroen AX	1	**1:59.383**	10	1:59.401	12	1:59.463	13	1:59.741	28	2:00.007	25
9	**2**	4 TEAM	BMW 318	2	**1:59.461**	9	1:59.501	26	1:59.528	8	1:59.534	10	1:59.644	6
10	**1**	ASAP RACING	Honda Civic	1	**2:00.176**	21	2:00.395	14	2:01.314	12	2:01.317	11	2:01.486	19
11	**14**	OLIMPIA TECSPORT	VW Golf MK2	2	**2:01.678**	23	2:02.149	13	2:02.186	20	2:02.276	14	2:02.720	12
12	**50**	RRB Competicion	Clio 1.8 16v	2	**2:01.961**	8	2:02.094	10	2:02.384	9	2:02.659	6	2:02.719	2
13	**9**	JDM MOTOR 1	BMW E30 325i	3	**2:02.073**	12	2:02.554	19	2:02.569	20	2:02.658	25	2:02.881	17
14	**37**	MSi Race Tech	Honda Civic	1	**2:02.710**	25	2:03.420	26	2:03.698	27	2:03.879	29	2:04.339	28
15	**15**	PIKANTO RACING	SEAT TOLEDO	2	**2:02.876**	28	2:02.904	19	2:03.114	12	2:03.115	20	2:03.183	26
16	**35**	EVC	BMW E36 325i	3	**2:02.892**	19	2:02.983	2	2:03.290	14	2:03.565	7	2:03.606	11
17	**46**	4 HOMBRES Y 1 MIATA	MAZDA MX5	2	**2:03.925**	24	2:03.955	17	2:04.253	13	2:04.532	11	2:04.554	7
18	**31**	Primera Team	Nissan Primera	2	**2:03.975**	13	2:04.442	23	2:04.461	20	2:04.494	17	2:04.499	26
19	**34**	EB Racing	BMW E36 325i	3	**2:04.854**	10	2:04.972	15	2:05.000	9	2:05.171	14	2:05.458	11
20	**4**	B-MOVIE	BMW E36 320i	2	**2:05.507**	10	2:05.510	9	2:05.938	11	2:06.047	8	2:06.246	19
21	**8**	HLT MK3	VW Golf MK3	2	**2:05.733**	15	2:05.862	19	2:05.928	28	2:06.009	16	2:06.053	24
22	**36**	VSR MOTORSPORT SAXO	Citroen Saxo 1.6	SAXO	**2:06.349**	11	2:06.516	9	2:06.611	14	2:06.612	5	2:06.626	6
23	**56**	DANACAR	Citroen Saxo 1.6	SAXO	**2:06.742**	15	2:06.855	10	2:06.908	11	2:06.910	19	2:07.084	9
24	**44**	ALVITRUCKSPORT	CITROEN SAXO 1.6	SAXO	**2:06.816**	2	2:06.914	15	2:07.053	9	2:07.323	12	2:07.378	3
25	**58**	EFICAR TEAM SAXO	Citroen Saxo 1.6	SAXO	**2:06.856**	24	2:06.952	6	2:07.013	9	2:07.249	8	2:07.402	16
26	**45**	Art Motorsport	Citroen Saxo 1.6	SAXO	**2:07.166**	24	2:07.194	14	2:07.278	19	2:07.309	21	2:07.363	13
27	**33**	VAGSPEED MOTORSPORT	Citroen Saxo 8v	SAXO	**2:07.188**	14	2:07.297	17	2:07.319	16	2:07.341	24	2:07.360	7
28	**5**	DE DIEGO MOTORSPORT	Citroen Saxo 1.6	SAXO	**2:07.207**	7	2:07.531	19	2:07.576	25	2:07.584	8	2:07.684	24
29	**47**	ALFRA-CLIMALEC	Citroen Saxo 1.6	SAXO	**2:07.560**	12	2:07.765	15	2:07.871	27	2:07.879	7	2:07.959	16
30	**42**	Fuñigators Team	Citroen Saxo 1.6	SAXO	**2:07.891**	16	2:07.924	27	2:07.930	12	2:08.070	7	2:08.206	8
31	**51**	TMA-PADRISA-GTPERFORMAN	Citroen Saxo 1.6	SAXO	**2:07.908**	7	2:08.104	10	2:08.206	8	2:08.215	11	2:08.216	6
32	**53**	ELADIO MOTOR	Citroen Saxo 1.6	SAXO	**2:08.333**	6	2:08.873	4	2:09.158	5	2:09.168	24	2:09.252	3
33	**49**	AMAZON SPORT 2	VW Golf	2	**2:08.440**	20	2:08.464	23	2:08.904	24	2:09.095	18	2:09.134	21
34	**39**	GT SPORT	Citroen Saxo 1.6	SAXO	**2:09.161**	23	2:09.303	22	2:10.714	20	2:11.103	11	2:11.341	10
35	**43**	CLEMENTE ARROYO	Citroen Saxo 1.6	SAXO	**2:09.665**	18	2:09.809	21	2:09.836	13	2:10.121	14	2:10.151	17
36	**55**	SABUESOS TEAM	BMW E36 320i	2	**2:10.050**	2	2:10.186	3	2:12.313	5	2:12.640	6	2:29.288	1
37	**52**	JL CRESPILLO TEAM	Citroen Saxo 1.6	SAXO	**2:10.412**	22	2:11.048	15	2:11.191	23	2:11.369	19	2:11.466	7
38	**48**	AMAZON SPORT 1	VW Golf	2	**2:15.303**	3	2:15.603	17	2:15.704	22	2:15.727	5	2:16.152	4
39	**40**	UV - TECSPORT	Citroen Saxo 1.6	SAXO	**2:16.467**	15	2:16.592	10	2:16.700	14	2:16.742	4	2:17.121	3
40	**38**	RACING for ALCALA	Toyota Aygo	AYGO	**2:18.513**	5	2:18.781	19	2:18.838	3	2:18.854	21	2:18.883	13
41	**57**	EFICAR TEAM INFE	Toyota Aygo	AYGO	**2:18.817**	14	2:19.075	21	2:19.128	16	2:19.139	12	2:19.199	25
42	**60**	RIGA	Toyota Aygo	AYGO	**2:19.622**	24	2:20.891	22	2:22.488	16	2:22.533	15	2:23.077	17
43	**59**	EFICAR TEAM, LOQUIMAY TEAM	Toyota Aygo	AYGO	**2:19.871**	12	2:19.881	15	2:20.097	16	2:20.302	19	2:20.321	13
44	**26**	KOBE MOTOR	Toyota Aygo	AYGO	**2:19.929**	15	2:20.005	13	2:20.048	6	2:20.432	16	2:20.549	3

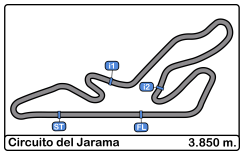

Circuito del Jarama
VI UV Endurance RACE Jarama
Carrera 4H
5 Mejores Velocidades 1 Hora

					Maxima 1		Maxima 2		Maxima 3		Maxima 4		Maxima 5		
Clas	**Nº**	**Equipo**	**Vehiculo**	**Cat**	**Km/h**	**Vta.**	**Km/h**	**Vta.**	**Km/h**	**Vta.**	**Km/h**	**Vta.**	**Km/h**	**Vta.**	**Media**
1	**16**	RRO RACING	BMW E36 325i	3	**201.8**	24	200.0	23	199.6	14	199.2	16	199.2	22	200.0
2	**19**	RACING TO ENJOY 1	BMW E36 325i	3	**197.8**	28	196.7	6	196.7	10	196.7	11	196.3	4	196.8
3	**18**	VSR MOTORSPORT 1	BMW E36 325i	3	**196.7**	18	196.7	22	196.0	12	196.0	16	195.6	24	196.2
4	**21**	BOYACÁ VSR	BMW E36 325i	3	**195.2**	10	194.5	12	192.8	6	192.5	8	192.1	9	193.4
5	**54**	VINELIT RACING GRAPHICS	Peugeot 205	2	**194.9**	14	193.2	26	192.8	13	192.5	17	191.8	8	193.0
6	**9**	JDM MOTOR 1	BMW E30 325i	3	**194.5**	23	193.8	20	193.8	25	192.1	12	191.8	7	193.2
7	**10**	JDM MOTOR 2	BMW E36 325i	3	**194.5**	22	194.2	20	193.8	15	193.5	16	192.8	21	193.8
8	**35**	EVC	BMW E36 325i	3	**193.8**	27	193.2	2	191.1	8	190.8	24	190.4	5	191.9
9	**2**	4 TEAM	BMW 318	2	**192.1**	22	189.8	26	189.4	7	189.4	27	188.8	9	189.9
10	**1**	ASAP RACING	Honda Civic	1	**191.4**	22	190.4	21	190.1	24	189.8	14	189.8	25	190.3
11	**15**	PIKANTO RACING	SEAT TOLEDO	2	**190.4**	2	188.4	3	187.8	9	187.5	17	187.1	22	188.2
12	**6**	DEYSCOM	CITROEN AX	1	**189.8**	13	189.4	14	189.4	17	188.8	2	188.4	9	189.2
13	**14**	OLIMPIA TECSPORT	VW Golf MK2	2	**189.4**	15	188.1	11	186.5	8	186.5	12	186.5	14	187.4
14	**34**	EB Racing	BMW E36 325i	3	**189.4**	14	186.2	9	184.6	3	182.7	5	182.4	10	185.0
15	**50**	RRB Competicion	Clio 1.8 16v	2	**189.1**	12	188.8	3	188.4	8	187.5	6	187.1	2	188.2
16	**4**	B-MOVIE	BMW E36 320i	2	**186.2**	17	185.2	10	184.6	4	184.3	9	184.3	16	184.9
17	**41**	ÚLTIMA VUELTA	Citroen AX	1	**185.2**	3	185.2	14	184.6	17	183.9	10	182.4	5	184.3
18	**8**	HLT MK3	VW Golf MK3	2	**183.0**	13	182.1	6	181.5	4	181.5	8	180.3	19	181.7
19	**37**	MSi Race Tech	Honda Civic	1	**183.0**	27	180.3	4	178.2	6	177.9	10	177.9	25	179.4
20	**49**	AMAZON SPORT 2	VW Golf	2	**182.1**	24	181.8	9	180.9	28	180.0	20	179.4	23	180.8
21	**31**	Primera Team	Nissan Primera	2	**180.0**	13	180.0	26	179.4	14	178.8	12	178.8	15	179.4
22	**33**	VAGSPEED MOTORSPORT	Citroen Saxo 8v	SAXO	**179.7**	13	177.9	24	177.6	21	177.3	14	177.3	22	177.9
23	**55**	SABUESOS TEAM	BMW E36 320i	2	**179.7**	2	177.6	4	176.7	3	173.6	6	167.4	7	175.0
24	**58**	EFICAR TEAM SAXO	Citroen Saxo 1.6	SAXO	**178.8**	3	177.9	17	176.7	20	176.4	4	176.1	7	177.2
25	**5**	DE DIEGO MOTORSPORT	Citroen Saxo 1.6	SAXO	**176.7**	3	176.4	5	176.1	4	175.8	9	175.6	28	176.1
26	**36**	VSR MOTORSPORT SAXO	Citroen Saxo 1.6	SAXO	**176.7**	2	176.4	7	176.4	8	175.6	11	175.3	3	176.1
27	**47**	ALFRA-CLIMALEC	Citroen Saxo 1.6	SAXO	**176.4**	13	176.1	17	176.1	26	175.8	11	175.6	7	176.0
28	**53**	ELADIO MOTOR	Citroen Saxo 1.6	SAXO	**176.4**	6	175.3	4	175.0	5	174.1	3	173.3	7	174.8
29	**56**	DANACAR	Citroen Saxo 1.6	SAXO	**176.4**	6	175.3	15	174.1	3	174.1	12	173.9	2	174.8
30	**44**	ALVITRUCKSPORT	CITROEN SAXO 1.6	SAXO	**176.1**	14	175.8	2	175.3	9	175.3	15	174.1	8	175.3
31	**46**	4 HOMBRES Y 1 MIATA	MAZDA MX5	2	**176.1**	3	176.1	4	176.1	12	175.0	19	174.7	25	175.6
32	**45**	Art Motorsport	Citroen Saxo 1.6	SAXO	**175.8**	5	175.8	9	175.8	22	175.6	16	174.7	2	175.6
33	**42**	Fuñigators Team	Citroen Saxo 1.6	SAXO	**174.7**	9	174.7	13	174.7	16	174.4	8	174.4	14	174.6
34	**51**	TMA-PADRISA-GTPERFORMAN	Citroen Saxo 1.6	SAXO	**173.9**	6	173.9	12	173.3	3	173.3	7	173.0	5	173.5
35	**52**	JL CRESPILLO TEAM	Citroen Saxo 1.6	SAXO	**173.3**	21	171.4	22	170.3	13	170.3	18	170.3	25	171.1
36	**43**	CLEMENTE ARROYO	Citroen Saxo 1.6	SAXO	**172.5**	20	172.2	25	171.9	11	171.7	17	171.4	18	171.9
37	**39**	GT SPORT	Citroen Saxo 1.6	SAXO	**170.8**	20	169.8	21	169.2	17	169.2	18	169.0	22	169.6
38	**48**	AMAZON SPORT 1	VW Golf	2	**166.9**	19	165.8	3	165.6	9	164.1	24	162.1	15	164.9
39	**40**	UV - TECSPORT	Citroen Saxo 1.6	SAXO	**165.3**	23	164.1	4	163.8	3	163.3	8	163.1	12	163.9
40	**38**	RACING for ALCALA	Toyota Aygo	AYGO	**154.9**	17	152.9	24	151.6	3	151.6	6	151.6	19	152.5
41	**57**	EFICAR TEAM INFE	Toyota Aygo	AYGO	**154.2**	13	154.2	20	153.8	22	153.4	2	153.4	7	153.8
42	**60**	RIGA	Toyota Aygo	AYGO	**153.6**	23	152.5	20	152.3	22	152.1	25	151.0	15	152.3
43	**59**	EFICAR TEAM, LOQUIMAY TEAM	Toyota Aygo	AYGO	**153.1**	10	152.5	2	152.5	13	152.5	19	152.3	3	152.6
44	**26**	KOBE MOTOR	Toyota Aygo	AYGO	**152.9**	11	152.5	10	151.2	2	151.0	18	151.0	19	151.7

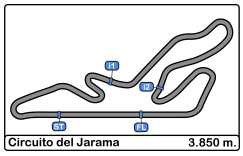

Circuito del Jarama
VI UV Endurance RACE Jarama
Carrera 4H
Secuencia Vueltas Rapidas 1 Hora

Vta	Hora Día	T Sesion	Nº	Equipo	Vehiculo	Cat	Time	Km/h
2	16:02:59.473	4:00.473	**19**	RACING TO ENJOY 1	BMW E36 325i	3	**1:56.313**	119.1
3	16:04:54.866	5:55.866	**19**	RACING TO ENJOY 1	BMW E36 325i	3	**1:55.393**	120.1
4	16:06:50.088	7:51.088	**19**	RACING TO ENJOY 1	BMW E36 325i	3	**1:55.222**	120.2

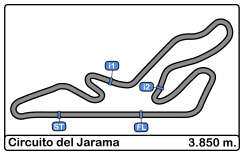

Circuito del Jarama
VI UV Endurance RACE Jarama
Carrera 4H
Mejor Maxima Velocidad del Evento 1 Hora

Nº	Equipo	Vehiculo	Cat	Clas	Km/h	Sesion
16	RRO RACING	BMW E36 325i	3	1	**201.8**	Carrera 4H
21	BOYACÁ VSR	BMW E36 325i	3	2	**198.1**	Entrenamiento cronometrado
19	RACING TO ENJOY 1	BMW E36 325i	3	3	**197.8**	Carrera 4H
54	VINELIT RACING GRAPHICS	Peugeot 205	2	1	**197.0**	Entrenamiento cronometrado
35	EVC	BMW E36 325i	3	4	**197.0**	Entrenamiento cronometrado
18	VSR MOTORSPORT 1	BMW E36 325i	3	5	**196.7**	Carrera 4H
10	JDM MOTOR 2	BMW E36 325i	3	6	**195.2**	Entrenamiento cronometrado
15	PIKANTO RACING	SEAT TOLEDO	2	2	**195.2**	Entrenamiento cronometrado
9	JDM MOTOR 1	BMW E30 325i	3	7	**194.5**	Carrera 4H
34	EB Racing	BMW E36 325i	3	8	**192.8**	Entrenamiento cronometrado
2	4 TEAM	BMW 318	2	3	**192.1**	Carrera 4H
1	ASAP RACING	Honda Civic	1	1	**191.4**	Carrera 4H
6	DEYSCOM	CITROEN AX	1	2	**189.8**	Carrera 4H
14	OLIMPIA TECSPORT	VW Golf MK2	2	4	**189.4**	Carrera 4H
50	RRB Competicion	Clio 1.8 16v	2	5	**189.1**	Carrera 4H
4	B-MOVIE	BMW E36 320i	2	6	**187.1**	Entrenamiento cronometrado
41	ÚLTIMA VUELTA	Citroen AX	1	3	**185.2**	Carrera 4H
49	AMAZON SPORT 2	VW Golf	2	7	**184.6**	Entrenamiento cronometrado
8	HLT MK3	VW Golf MK3	2	8	**183.9**	Entrenamiento cronometrado
37	MSi Race Tech	Honda Civic	1	4	**183.0**	Carrera 4H
31	Primera Team	Nissan Primera	2	9	**180.0**	Carrera 4H
55	SABUESOS TEAM	BMW E36 320i	2	10	**179.7**	Carrera 4H
33	VAGSPEED MOTORSPORT	Citroen Saxo 8v	SAX	1	**179.7**	Carrera 4H
58	EFICAR TEAM SAXO	Citroen Saxo 1.6	SAX	2	**178.8**	Carrera 4H
36	VSR MOTORSPORT SAXO	Citroen Saxo 1.6	SAX	3	**176.7**	Carrera 4H
5	DE DIEGO MOTORSPORT	Citroen Saxo 1.6	SAX	4	**176.7**	Carrera 4H
56	DANACAR	Citroen Saxo 1.6	SAX	5	**176.4**	Carrera 4H
53	ELADIO MOTOR	Citroen Saxo 1.6	SAX	6	**176.4**	Carrera 4H
47	ALFRA-CLIMALEC	Citroen Saxo 1.6	SAX	7	**176.4**	Carrera 4H
46	4 HOMBRES Y 1 MIATA	MAZDA MX5	2	11	**176.1**	Carrera 4H
44	ALVITRUCKSPORT	CITROEN SAXO	SAX	8	**176.1**	Carrera 4H
45	Art Motorsport	Citroen Saxo 1.6	SAX	9	**175.8**	Carrera 4H
42	Fuñigators Team	Citroen Saxo 1.6	SAX	10	**174.7**	Carrera 4H
51	TMA-PADRISA-	Citroen Saxo 1.6	SAX	11	**173.9**	Carrera 4H
52	JL CRESPILLO TEAM	Citroen Saxo 1.6	SAX	12	**173.3**	Carrera 4H
43	CLEMENTE ARROYO	Citroen Saxo 1.6	SAX	13	**172.5**	Carrera 4H
39	GT SPORT	Citroen Saxo 1.6	SAX	14	**171.7**	Entrenamiento cronometrado
48	AMAZON SPORT 1	VW Golf	2	12	**170.3**	Entrenamiento cronometrado
40	UV - TECSPORT	Citroen Saxo 1.6	SAX	15	**165.3**	Entrenamiento cronometrado

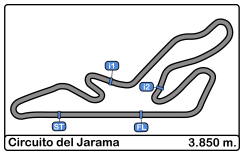

Circuito del Jarama
VI UV Endurance RACE Jarama
Carrera 4H
Mejor Maxima Velocidad del Evento 1 Hora

38	RACING for ALCALA	Toyota Aygo	AYG	1	**154.9**	Carrera 4H
57	EFICAR TEAM INFE	Toyota Aygo	AYG	2	**154.2**	Carrera 4H
60	RIGA	Toyota Aygo	AYG	3	**153.6**	Carrera 4H
59	EFICAR TEAM, LOQUIMAY	Toyota Aygo	AYG	4	**153.1**	Entrenamiento cronometrado
26	KOBE MOTOR	Toyota Aygo	AYG	5	**152.9**	Carrera 4H

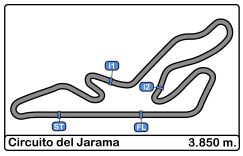

Circuito del Jarama
VI UV Endurance RACE Jarama
Carrera 4H
Cuentavueltas 1 Hora

Vta.

Nr	Pos	Parr	1	2	3	4	5	6	7	8	9	10	11	12	13	14	15	16	17	18	19	20	21	22	23	24	25	26	27	28	29	30
18	**1**	18	19	19	19	19	19	19	19	19	19	19	19	19	19	19	19	19	19	19	19	19	19	19	16	16	16	16	16	16	16	16
19	**2**	19	18	18	18	18	18	18	18	18	18	18	18	18	18	18	16	16	16	16	16	16	16	16	19	19	19	19	19	19	19	19
16	**3**	16	16	16	16	16	16	16	16	16	16	16	16	16	16	16	18	18	18	18	18	18	18	18	18	18	18	18	21	6	10	10
21	**4**	21	21	6	6	6	21	21	21	21	21	21	21	21	21	21	21	21	21	21	21	21	21	21	21	21	21	21	6	10	54	15
6	**5**	6	6	21	21	21	6	6	6	6	6	6	6	6	6	6	6	6	6	6	6	6	6	6	6	6	6	6	10	41	1	35
15	**6**	15	2	2	2	2	2	2	2	2	2	2	2	2	2	2	2	2	2	2	2	2	2	2	2	2	10	10	41	54	15	2
54	**7**	54	54	54	54	54	54	54	54	54	10	10	10	10	10	10	10	10	41	41	41	54	54	54	54	10	2	2	54	21	35	54
10	**8**	10	35	35	10	10	10	10	10	10	54	41	41	41	41	41	41	41	54	54	54	41	10	10	10	41	41	41	2	1	9	18
2	**9**	2	10	10	41	41	41	41	41	41	41	54	54	54	54	54	54	54	10	10	10	10	41	41	41	54	54	54	18	15	6	1
35	**10**	35	50	50	35	35	35	35	35	35	35	35	35	35	35	35	1	1	1	1	1	1	1	1	1	1	1	1	1	9	41	56
41	**11**	41	41	41	9	9	15	15	15	15	15	15	1	1	1	1	35	35	35	35	35	35	15	15	15	15	15	15	15	35	2	58
50	**12**	50	9	9	15	15	9	9	9	9	9	1	15	15	15	15	15	15	15	15	15	15	35	9	9	9	9	9	9	2	8	9
9	**13**	9	15	15	31	37	37	37	37	1	1	9	9	9	9	9	9	9	9	9	9	9	9	35	35	35	35	35	35	8	18	
14	**14**	14	31	31	37	31	31	1	1	37	37	37	37	37	37	37	37	37	37	37	37	37	37	31	31	31	31	31	31	36	36	
37	**15**	37	4	4	4	4	1	31	31	4	4	4	4	4	4	34	34	34	34	34	34	31	31	46	34	8	8	8	8	18	56	
31	**16**	31	5	44	44	1	34	4	4	31	34	34	34	34	34	4	31	31	31	31	31	46	46	34	8	34	36	36	36	56	58	
34	**17**	34	36	37	34	34	4	34	34	34	31	31	31	31	31	31	4	46	46	46	46	34	34	8	36	36	56	56	56	4	5	
4	**18**	4	44	5	1	44	44	8	8	8	8	8	46	46	46	46	46	4	4	4	4	8	8	36	56	56	4	4	4	58	37	
5	**19**	5	37	36	5	8	8	44	44	36	36	46	36	36	36	36	36	36	36	36	8	36	36	56	4	4	5	58	58	5	21	
44	**20**	44	34	34	8	36	36	36	36	44	44	36	8	8	8	8	8	8	8	8	36	56	56	4	5	5	58	45	33	33	46	
36	**21**	36	33	8	36	5	5	56	56	56	46	44	44	44	56	56	56	56	56	56	56	4	4	5	58	58	45	33	45	45	4	
8	**22**	8	56	1	50	56	56	5	5	5	56	56	56	56	44	44	44	44	44	44	44	44	5	58	45	45	33	5	5	42	33	
58	**23**	58	8	56	56	42	42	33	46	46	5	5	5	5	5	5	5	5	5	5	5	5	58	45	33	33	42	42	42	47	45	
33	**24**	33	42	33	42	33	33	58	33	33	58	58	58	58	58	33	33	33	33	33	33	58	33	33	47	47	47	47	47	37	34	
42	**25**	42	47	42	33	58	58	46	58	58	33	33	33	33	33	58	58	58	58	58	58	33	45	47	42	42	51	51	37	51		
51	**26**	51	51	51	46	46	46	42	42	42	42	51	51	45	45	45	45	45	45	45	45	45	42	42	51	51	53	53	51	49		
45	**27**	45	45	46	51	51	51	51	51	51	51	42	45	51	51	42	42	42	47	47	47	42	47	51	53	53	49	37	49	46		
55	**28**	55	1	47	58	47	47	47	47	47	45	45	42	42	42	47	47	47	42	42	42	47	51	53	49	49	37	49	46	34		
47	**29**	47	58	58	47	45	45	45	45	45	47	47	47	47	47	51	51	51	51	51	51	51	53	49	37	37	46	46	34	31		
56	**30**	56	53	45	45	53	53	53	53	53	53	53	53	53	53	53	53	53	53	53	53	53	49	37	43	46	43	43	52			
53	**31**	53	46	53	53	49	49	49	49	49	49	49	49	49	49	49	49	49	49	49	49	49	43	43	46	43	34	34	53			
48	**32**	48	49	49	49	43	43	43	43	43	43	43	43	43	43	43	43	43	43	43	43	43	39	39	39	39	52	52	43			
49	**33**	49	55	55	55	39	39	39	52	52	52	52	52	39	39	39	52	52	52	52	52	39	52	52	52	52	39	38	14			
39	**34**	39	43	43	43	52	52	52	39	39	39	39	39	52	52	52	39	39	39	39	39	52	48	48	48	38	38	57	57			
43	**35**	43	39	39	39	48	48	48	48	48	48	48	48	38	38	40	40	40	40	40	40	40	40	40	40	48	57	14				
40	**36**	40	38	48	48	40	40	40	40	40	40	40	40	48	40	38	48	48	48	48	48	48	38	38	38	40	14	59				
38	**37**	38	48	52	52	38	38	38	38	38	38	38	38	40	48	48	38	38	38	38	38	38	57	57	57	57	59	26				
57	**38**	57	57	38	38	57	57	57	57	57	57	57	57	57	57	57	57	57	57	57	57	57	59	59	59	14	26	39				
59	**39**	59	40	57	40	26	26	26	26	26	26	26	26	26	26	26	26	26	26	26	59	59	26	26	26	59	60	48				
26	**40**	26	52	40	57	59	59	59	59	59	59	59	59	59	59	59	59	59	59	59	26	26	14	14	14	26	48	40				
60	**41**	60	26	26	26	60	60	60	60	60	60	60	60	60	60	60	60	60	60	60	14	14	60	60	60	60	40					
46	**42**	46	59	59	59	14	14	14	14	14	14	14	14	14	14	14	14	14	14	14	60	60										
1	**43**	1	60	60	60	50	50	50	50	50	50	50	50																			
52	**44**	52	14	14	14	55	55	55																								

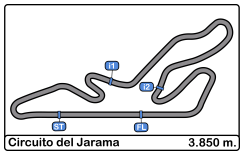

Circuito del Jarama
VI UV Endurance RACE Jarama
Carrera 4H
Cuentavueltas 1 Hora

		Vt
Nr	Pos	31
18	**1**	16
19	**2**	19
16	**3**	
21	**4**	
6	**5**	
15	**6**	
54	**7**	
10	**8**	
2	**9**	
35	**10**	
41	**11**	
50	**12**	
9	**13**	
14	**14**	
37	**15**	
31	**16**	
34	**17**	
4	**18**	
5	**19**	
44	**20**	
36	**21**	
8	**22**	
58	**23**	
33	**24**	
42	**25**	
51	**26**	
45	**27**	
55	**28**	
47	**29**	
56	**30**	
53	**31**	
48	**32**	
49	**33**	
39	**34**	
43	**35**	
40	**36**	
38	**37**	
57	**38**	
59	**39**	
26	**40**	
60	**41**	
46	**42**	
1	**43**	
52	**44**	

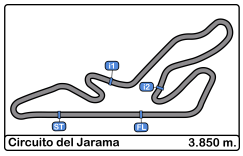

Circuito del Jarama

VI UV Endurance RACE Jarama

Carrera 4H

Cuentavueltas Gráfico 1 Hora

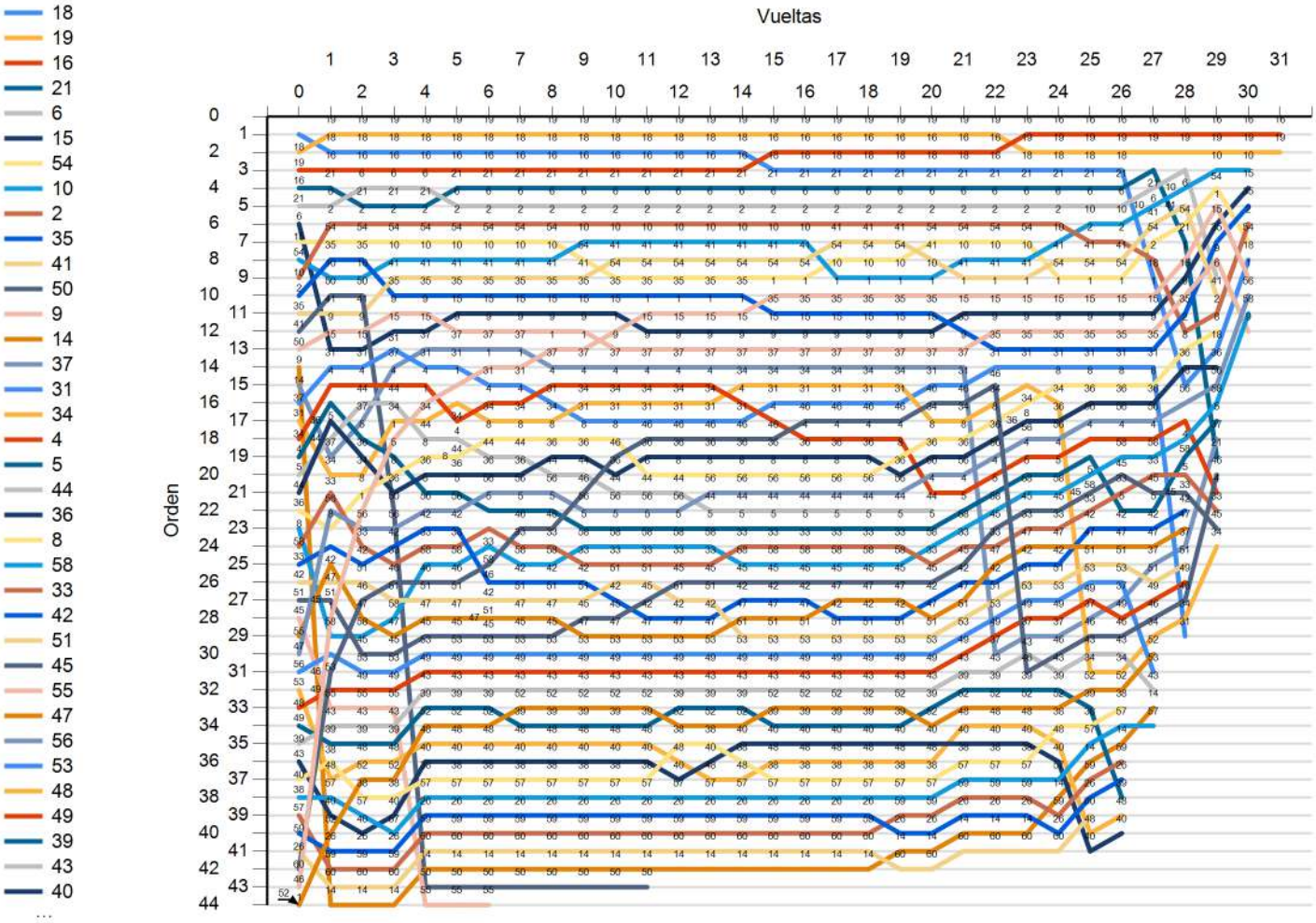

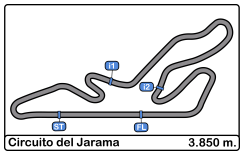

Circuito del Jarama
VI UV Endurance RACE Jarama
Carrera 4H
Tiempos Parada en Pit 1 Hora

Nº	Tiempo Día	Equipo	Vehiculo	Cat	Tiempo Entrada	Nº Parada	Tiempo Pit	Handicap
50	16:05:33.477	RRB Competicion	Clio 1.8 16v	2	6:34.793	1	26:38.576	7:00
37	16:43:06.254	MSi Race Tech	Honda Civic	1	44:07.570	1	2:08.122	7:00
46	16:45:34.754	4 HOMBRES Y 1 MIATA	MAZDA MX5	2	46:36.070	1	2:09.058	7:00
34	16:50:01.028	EB Racing	BMW E36 325i	3	51:02.344	1	2:24.693	7:00
18	16:51:44.082	VSR MOTORSPORT 1	BMW E36 325i	3	52:45.398	1	4:57.353	7:00
2	16:53:29.306	4 TEAM	BMW 318	2	54:30.622	1	2:42.296	7:00
19	16:53:39.692	RACING TO ENJOY 1	BMW E36 325i	3	54:41.008	1	41.909	7:00
21	16:54:43.552	BOYACÁ VSR	BMW E36 325i	3	55:44.868	1	5:07.949	7:00
39	16:54:46.574	GT SPORT	Citroen Saxo 1.6	SAXO	55:47.890	1	3:50.522	7:00
48	16:55:00.224	AMAZON SPORT 1	VW Golf	2	56:01.540	1	3:11.104	7:00
40	16:55:01.776	UV - TECSPORT	Citroen Saxo 1.6	SAXO	56:03.092	1	3:37.714	7:00
43	16:56:19.264	CLEMENTE ARROYO	Citroen Saxo 1.6	SAXO	57:20.580	1	2:49.506	7:00
6	16:57:00.481	DEYSCOM	CITROEN AX	1	58:01.797	1	5:01.863	7:00
41	16:57:29.349	ÚLTIMA VUELTA	Citroen AX	1	58:30.665	1	5:02.994	7:00
1	16:58:40.338	ASAP RACING	Honda Civic	1	59:41.654	1	2:07.930	7:00
4	16:58:57.733	B-MOVIE	BMW E36 320i	2	59:59.049	1	2:15.943	7:00
33	16:59:08.728	VAGSPEED MOTORSPORT	Citroen Saxo 8v	SAXO	1:00:10.044	1	2:05.435	7:00
9	16:59:11.667	JDM MOTOR 1	BMW E30 325i	3	1:00:12.983	1	2:19.080	7:00
45	16:59:13.221	Art Motorsport	Citroen Saxo 1.6	SAXO	1:00:14.537	1	2:02.000	7:00
52	16:59:22.650	JL CRESPILLO TEAM	Citroen Saxo 1.6	SAXO	1:00:23.966	1	3:25.266	7:00
16	16:59:28.663	RRO RACING	BMW E36 325i	3	1:00:29.979	1	2:09.063	7:00
10	16:59:34.614	JDM MOTOR 2	BMW E36 325i	3	1:00:35.930	1	2:07.841	7:00
38	16:59:43.198	RACING for ALCALA	Toyota Aygo	AYGO	1:00:44.514	1	2:39.713	7:00
60	16:59:48.270	RIGA	Toyota Aygo	AYGO	1:00:49.586	1	3:02.287	7:00
51	17:00:00.382	TMA-PADRISA-GTPERFORMAN	Citroen Saxo 1.6	SAXO	1:01:01.698	1	2:11.922	7:00
49	17:00:04.467	AMAZON SPORT 2	VW Golf	2	1:01:05.783	1	2:25.305	7:00
59	17:00:32.069	EFICAR TEAM, LOQUIMAY TEA	Toyota Aygo	AYGO	1:01:33.385	1	2:05.030	7:00
26	17:00:39.045	KOBE MOTOR	Toyota Aygo	AYGO	1:01:40.361	1	2:18.483	7:00
8	17:00:40.701	HLT MK3	VW Golf MK3	2	1:01:42.017	1	2:14.905	7:00
36	17:00:48.048	VSR MOTORSPORT SAXO	Citroen Saxo 1.6	SAXO	1:01:49.364	1	2:14.023	7:00
15	17:01:14.333	PIKANTO RACING	SEAT TOLEDO	2	1:02:15.649	1	2:14.926	7:00
35	17:01:18.154	EVC	BMW E36 325i	3	1:02:19.470	1	2:03.119	7:00
5	17:01:20.666	DE DIEGO MOTORSPORT	Citroen Saxo 1.6	SAXO	1:02:21.982	1	2:06.869	7:00

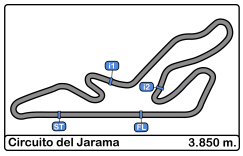

Circuito del Jarama
VI UV Endurance RACE Jarama
Carrera 4H
Resultados Provisionales 2 Horas

Cla	Nº	Equipo	Vehiculo	Cat	Cla	N.V.	Tiempo	Dif 1º	Dif Ant.	Km/h	V.R.	Tiempo	Km/h
1	**21**	BOYACÁ VSR	BMW E36 325i	3	1	58	**2:00:37.530**			111.0	4	1:57.537	117.9
2	**19**	RACING TO ENJOY 1	BMW E36 325i	3	2	58	**2:01:43.338**	1:05.808	1:05.808	110.0	4	1:55.222	120.2
3	**16**	RRO RACING	BMW E36 325i	3	3	58	**2:02:21.910**	1:44.380	38.572	109.4	4	1:55.702	119.7
4	**6**	DEYSCOM	CITROEN AX	1	1	57	**2:00:40.849**	1 Vta	1 Vta	109.1	2	1:57.806	117.6
5	**41**	ÚLTIMA VUELTA	Citroen AX	1	2	57	**2:01:12.475**	1 Vta	31.626	108.6	10	1:59.383	116.0
6	**4**	B-MOVIE	BMW E36 320i	2	1	57	**2:02:11.472**	1 Vta	58.997	107.7	50	2:03.081	112.6
7	**1**	ASAP RACING	Honda Civic	1	3	56	**2:01:05.873**	2 Vtas	1 Vta	106.8	21	2:00.176	115.3
8	**10**	JDM MOTOR 2	BMW E36 325i	3	4	56	**2:01:08.914**	2 Vtas	3.041	106.7	20	1:58.805	116.6
9	**58**	EFICAR TEAM SAXO	Citroen Saxo 1.6	SA	1	56	**2:01:37.566**	2 Vtas	28.652	106.3	41	2:05.829	110.1
10	**5**	DE DIEGO MOTORSPORT	Citroen Saxo 1.6	SA	2	56	**2:01:49.573**	2 Vtas	12.007	106.1	42	2:06.078	109.9
11	**35**	EVC	BMW E36 325i	3	5	55	**2:00:33.106**	3 Vtas	1 Vta	105.3	47	2:01.321	114.2
12	**2**	4 TEAM	BMW 318	2	2	55	**2:00:47.734**	3 Vtas	14.628	105.1	9	1:59.461	116.0
13	**18**	VSR MOTORSPORT 1	BMW E36 325i	3	6	54	**1:51:48.439**	4 Vtas	1 Vta	111.5	26	1:55.749	119.7
14	**56**	DANACAR	Citroen Saxo 1.6	SA	3	54	**1:58:03.416**	4 Vtas	6:14.977	105.6	15	2:06.742	109.3
15	**8**	HLT MK3	VW Golf MK3	2	3	53	**1:57:29.313**	5 Vtas	1 Vta	104.2	52	2:04.292	111.5
16	**54**	VINELIT RACING GRAPHICS	Peugeot 205	2	4	53	**1:58:59.676**	5 Vtas	1:30.363	102.8	13	1:58.858	116.6
17	**37**	MSi Race Tech	Honda Civic	1	4	53	**2:01:22.186**	5 Vtas	2:22.510	100.8	41	2:02.688	112.9
18	**36**	VSR MOTORSPORT SAXO	Citroen Saxo 1.6	SA	4	53	**2:01:36.367**	5 Vtas	14.181	100.6	11	2:06.349	109.6
19	**33**	VAGSPEED MOTORSPORT	Citroen Saxo 8v	SA	5	53	**2:01:47.192**	5 Vtas	10.825	100.5	43	2:05.471	110.4
20	**42**	Fuñigators Team	Citroen Saxo 1.6	SA	6	52	**1:56:57.535**	6 Vtas	1 Vta	102.7	35	2:06.998	109.1
21	**53**	ELADIO MOTOR	Citroen Saxo 1.6	SA	7	52	**2:01:48.311**	6 Vtas	4:50.776	98.6	6	2:08.333	108.0
22	**34**	EB Racing	BMW E36 325i	3	7	52	**2:01:49.469**	6 Vtas	1.158	98.6	10	2:04.854	111.0
23	**9**	JDM MOTOR 1	BMW E30 325i	3	8	52	**2:02:16.692**	6 Vtas	27.223	98.2	47	2:02.003	113.6
24	**45**	Art Motorsport	Citroen Saxo 1.6	SA	8	52	**2:02:29.695**	6 Vtas	13.003	98.0	41	2:06.367	109.6
25	**49**	AMAZON SPORT 2	VW Golf	2	5	51	**1:56:04.916**	7 Vtas	1 Vta	101.4	20	2:08.440	107.9
26	**51**	TMA-PADRISA-GTPERFORMANCE	Citroen Saxo 1.6	SA	9	51	**2:01:36.174**	7 Vtas	5:31.258	96.8	7	2:07.908	108.3
27	**39**	GT SPORT	Citroen Saxo 1.6	SA	10	51	**2:02:15.171**	7 Vtas	38.997	96.3	23	2:09.161	107.3
28	**57**	EFICAR TEAM INFE	Toyota Aygo	AY	1	51	**2:02:18.526**	7 Vtas	3.355	96.3	14	2:18.817	99.8
29	**47**	ALFRA-CLIMALEC	Citroen Saxo 1.6	SA	11	51	**2:02:21.720**	7 Vtas	3.194	96.2	12	2:07.560	108.6
30	**59**	EFICAR TEAM, LOQUIMAY TEAM	Toyota Aygo	AY	2	51	**2:02:30.933**	7 Vtas	9.213	96.1	12	2:19.871	99.0
31	**31**	Primera Team	Nissan Primera	2	6	50	**1:52:01.542**	8 Vtas	1 Vta	103.1	49	2:03.489	112.2
32	**26**	KOBE MOTOR	Toyota Aygo	AY	3	50	**2:00:27.879**	8 Vtas	8:26.337	95.8	42	2:19.383	99.4
33	**52**	JL CRESPILLO TEAM	Citroen Saxo 1.6	SA	12	50	**2:00:37.555**	8 Vtas	9.676	95.7	22	2:10.412	106.2
34	**15**	PIKANTO RACING	SEAT TOLEDO	2	7	50	**2:01:07.014**	8 Vtas	29.459	95.3	48	1:59.554	115.9
35	**38**	RACING for ALCALA	Toyota Aygo	AY	4	50	**2:01:46.303**	8 Vtas	39.289	94.8	5	2:18.513	100.0
36	**60**	RIGA	Toyota Aygo	AY	5	50	**2:02:32.286**	8 Vtas	45.983	94.2	44	2:19.057	99.6
37	**14**	OLIMPIA TECSPORT	VW Golf MK2	2	8	49	**2:01:50.228**	9 Vtas	1 Vta	92.9	23	2:01.678	113.9
38	**43**	CLEMENTE ARROYO	Citroen Saxo 1.6	SA	13	49	**2:02:08.959**	9 Vtas	18.731	92.6	18	2:09.665	106.8
39	**40**	UV - TECSPORT	Citroen Saxo 1.6	SA	14	48	**2:02:15.657**	10 Vtas	1 Vta	90.6	15	2:16.467	101.5
40	**48**	AMAZON SPORT 1	VW Golf	2	9	47	**2:01:48.139**	11 Vtas	1 Vta	89.1	3	2:15.303	102.4
41	**46**	4 HOMBRES Y 1 MIATA	MAZDA MX5	2	10	47	**2:02:12.585**	11 Vtas	24.446	88.8	24	2:03.925	111.8
	No clasificados: (Requerimiento: 75% del numero de vueltas del lider = 44 Vueltas)												
	44	ALVITRUCKSPORT	CITROEN SAXO 1.6	SA	15	43	**2:00:58.771**	15 Vtas	4 Vtas	82.1	2	2:06.816	109.2
	55	SABUESOS TEAM	BMW E36 320i	2	11	31	**1:58:05.434**	27 Vtas	12 Vtas	60.6	14	2:06.880	109.2

Publicada a las :.....

Comisarios Deportivos:	**Director de Carrera:**	**Cronometrador:**

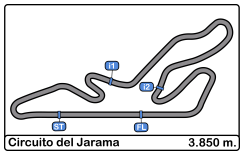

Circuito del Jarama
VI UV Endurance RACE Jarama
Carrera 4H
Resultados Provisionales 2 Horas

Cla	Nº	Equipo	Vehiculo	Cat	Cla	N.V.	Tiempo	Dif 1º	Dif Ant.	Km/h	V.R.	Tiempo	Km/h
	50	RRB Competicion	Clio 1.8 16v	2	12	11	**49:40.700**	47 Vtas	20 Vtas	51.1	8	2:01.961	113.6

Vta. rápida de RACING TO ENJOY 1 en 1:55.222 a 120.3 Km/h en la vuelta 4

Publicada a las :.....

Comisarios Deportivos:	**Director de Carrera:**	**Cronometrador:**

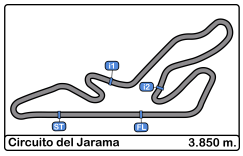

Circuito del Jarama
VI UV Endurance RACE Jarama
Carrera 4H
Resultados Provisionales por categoria 2 Horas

Cla	Nº	Equipo	Vehiculo	Cat	Cla	N.V.	Tiempo	Dif 1º	Dif Ant.	Km/h	V.R.	Tiempo	Km/h
		Categoría 1											
1	**6**	DEYSCOM	CITROEN AX	1	1	57	**2:00:40.849**			109.1	2	1:57.806	117.6
2	**41**	ÚLTIMA VUELTA	Citroen AX	1	2	57	**2:01:12.475**	1 Lap	31.626	108.6	10	1:59.383	116.0
3	**1**	ASAP RACING	Honda Civic	1	3	56	**2:01:05.873**	2 Laps	1 Lap	106.8	21	2:00.176	115.3
4	**37**	MSi Race Tech	Honda Civic	1	4	53	**2:01:22.186**	5 Laps	3 Laps	100.8	41	2:02.688	112.9
Vta. rápida de RACING TO ENJOY 1 en 1:55.222 a 120.3 Km/h en la vuelta 4													
		Categoría 2											
1	**4**	B-MOVIE	BMW E36 320i	2	1	57	**2:02:11.472**			107.7	50	2:03.081	112.6
2	**2**	4 TEAM	BMW 318	2	2	55	**2:00:47.734**	3 Laps	2 Laps	105.1	9	1:59.461	116.0
3	**8**	HLT MK3	VW Golf MK3	2	3	53	**1:57:29.313**	5 Laps	2 Laps	104.2	52	2:04.292	111.5
4	**54**	VINELIT RACING GRAPHICS	Peugeot 205	2	4	53	**1:58:59.676**	5 Laps	1:30.363	102.8	13	1:58.858	116.6
5	**49**	AMAZON SPORT 2	VW Golf	2	5	51	**1:56:04.916**	7 Laps	2 Laps	101.4	20	2:08.440	107.9
6	**31**	Primera Team	Nissan Primera	2	6	50	**1:52:01.542**	8 Laps	1 Lap	103.1	49	2:03.489	112.2
7	**15**	PIKANTO RACING	SEAT TOLEDO	2	7	50	**2:01:07.014**	8 Laps	9:05.472	95.3	48	1:59.554	115.9
8	**14**	OLIMPIA TECSPORT	VW Golf MK2	2	8	49	**2:01:50.228**	9 Laps	1 Lap	92.9	23	2:01.678	113.9
9	**48**	AMAZON SPORT 1	VW Golf	2	9	47	**2:01:48.139**	11 Laps	2 Laps	89.1	3	2:15.303	102.4
10	**46**	4 HOMBRES Y 1 MIATA	MAZDA MX5	2	10	47	**2:02:12.585**	11 Laps	24.446	88.8	24	2:03.925	111.8
	No clasificados: (Requerimiento: 75% del numero de vueltas del lider = 44 Vueltas)												
	55	SABUESOS TEAM	BMW E36 320i	2	11	31	**1:58:05.434**	27 Laps	16 Laps	60.6	14	2:06.880	109.2
	50	RRB Competicion	Clio 1.8 16v	2	12	11	**49:40.700**	47 Laps	20 Laps	51.1	8	2:01.961	113.6
Vta. rápida de RACING TO ENJOY 1 en 1:55.222 a 120.3 Km/h en la vuelta 4													
		Categoría 3											
1	**21**	BOYACÁ VSR	BMW E36 325i	3	1	58	**2:00:37.530**			111.0	4	1:57.537	117.9
2	**19**	RACING TO ENJOY 1	BMW E36 325i	3	2	58	**2:01:43.338**	1:05.808	1:05.808	110.0	4	1:55.222	120.2
3	**16**	RRO RACING	BMW E36 325i	3	3	58	**2:02:21.910**	1:44.380	38.572	109.4	4	1:55.702	119.7
4	**10**	JDM MOTOR 2	BMW E36 325i	3	4	56	**2:01:08.914**	2 Laps	2 Laps	106.7	20	1:58.805	116.6
5	**35**	EVC	BMW E36 325i	3	5	55	**2:00:33.106**	3 Laps	1 Lap	105.3	47	2:01.321	114.2
6	**18**	VSR MOTORSPORT 1	BMW E36 325i	3	6	54	**1:51:48.439**	4 Laps	1 Lap	111.5	26	1:55.749	119.7
7	**34**	EB Racing	BMW E36 325i	3	7	52	**2:01:49.469**	6 Laps	2 Laps	98.6	10	2:04.854	111.0
8	**9**	JDM MOTOR 1	BMW E30 325i	3	8	52	**2:02:16.692**	6 Laps	27.223	98.2	47	2:02.003	113.6
Vta. rápida de RACING TO ENJOY 1 en 1:55.222 a 120.3 Km/h en la vuelta 4													
		AYGO											
1	**57**	EFICAR TEAM INFE	Toyota Aygo	AY	1	51	**2:02:18.526**			96.3	14	2:18.817	99.8
2	**59**	EFICAR TEAM, LOQUIMAY TEAM	Toyota Aygo	AY	2	51	**2:02:30.933**	7 Laps	12.407	96.1	12	2:19.871	99.0
3	**26**	KOBE MOTOR	Toyota Aygo	AY	3	50	**2:00:27.879**	8 Laps	1 Lap	95.8	42	2:19.383	99.4
4	**38**	RACING for ALCALA	Toyota Aygo	AY	4	50	**2:01:46.303**	8 Laps	1:18.424	94.8	5	2:18.513	100.0
5	**60**	RIGA	Toyota Aygo	AY	5	50	**2:02:32.286**	8 Laps	45.983	94.2	44	2:19.057	99.6
Vta. rápida de RACING TO ENJOY 1 en 1:55.222 a 120.3 Km/h en la vuelta 4													
		SAXO											
1	**58**	EFICAR TEAM SAXO	Citroen Saxo 1.6	SA	1	56	**2:01:37.566**			106.3	41	2:05.829	110.1
2	**5**	DE DIEGO MOTORSPORT	Citroen Saxo 1.6	SA	2	56	**2:01:49.573**	2 Laps	12.007	106.1	42	2:06.078	109.9
3	**56**	DANACAR	Citroen Saxo 1.6	SA	3	54	**1:58:03.416**	4 Laps	2 Laps	105.6	15	2:06.742	109.3
4	**36**	VSR MOTORSPORT SAXO	Citroen Saxo 1.6	SA	4	53	**2:01:36.367**	5 Laps	1 Lap	100.6	11	2:06.349	109.6
5	**33**	VAGSPEED MOTORSPORT	Citroen Saxo 8v	SA	5	53	**2:01:47.192**	5 Laps	10.825	100.5	43	2:05.471	110.4

Publicada a las :.....

Comisarios Deportivos:	**Director de Carrera:**	**Cronometrador:**

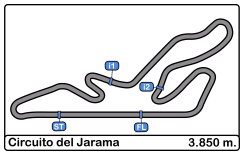

Circuito del Jarama
VI UV Endurance RACE Jarama
Carrera 4H
Resultados Provisionales por categoria 2 Horas

Cla	Nº	Equipo	Vehiculo	Cat	Cla	N.V.	Tiempo	Dif 1º	Dif Ant.	Km/h	V.R.	Tiempo	Km/h
6	**42**	Fuñigators Team	Citroen Saxo 1.6	SA	6	52	**1:56:57.535**	6 Laps	1 Lap	102.7	35	2:06.998	109.1
7	**53**	ELADIO MOTOR	Citroen Saxo 1.6	SA	7	52	**2:01:48.311**	6 Laps	4:50.776	98.6	6	2:08.333	108.0
8	**45**	Art Motorsport	Citroen Saxo 1.6	SA	8	52	**2:02:29.695**	6 Laps	41.384	98.0	41	2:06.367	109.6
9	**51**	TMA-PADRISA-GTPERFORMANCE	Citroen Saxo 1.6	SA	9	51	**2:01:36.174**	7 Laps	1 Lap	96.8	7	2:07.908	108.3
10	**39**	GT SPORT	Citroen Saxo 1.6	SA	10	51	**2:02:15.171**	7 Laps	38.997	96.3	23	2:09.161	107.3
11	**47**	ALFRA-CLIMALEC	Citroen Saxo 1.6	SA	11	51	**2:02:21.720**	7 Laps	6.549	96.2	12	2:07.560	108.6
12	**52**	JL CRESPILLO TEAM	Citroen Saxo 1.6	SA	12	50	**2:00:37.555**	8 Laps	1 Lap	95.7	22	2:10.412	106.2
13	**43**	CLEMENTE ARROYO	Citroen Saxo 1.6	SA	13	49	**2:02:08.959**	9 Laps	1 Lap	92.6	18	2:09.665	106.8
14	**40**	UV - TECSPORT	Citroen Saxo 1.6	SA	14	48	**2:02:15.657**	10 Laps	1 Lap	90.6	15	2:16.467	101.5
	No clasificados: (Requerimiento: 75% del numero de vueltas del lider = 44 Vueltas)												
	44	ALVITRUCKSPORT	CITROEN SAXO 1.6	SA	15	43	**2:00:58.771**	15 Laps	5 Laps	82.1	2	2:06.816	109.2

Vta. rápida de RACING TO ENJOY 1 en 1:55.222 a 120.3 Km/h en la vuelta 4

Publicada a las :.....

Comisarios Deportivos:	**Director de Carrera:**	**Cronometrador:**

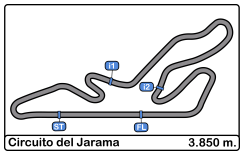

Circuito del Jarama
VI UV Endurance RACE Jarama
Carrera 4H
Clasificación Provisional por Vuelta Rápida de Piloto 2 Horas

Clas	Nº	Equipo	Vehiculo	Cat	Clas	N.V.	V.R.	Tiempo	Dif 1º	Dif Ant.	Km/h
1	**18**	VSR MOTORSPORT 1	BMW E36 325i	3	1	26	**21**	**1:57.521**			117.9
2	**21**	BOYACÁ VSR	BMW E36 325i	3	2	30	**8**	**1:57.698**	0.177	0.177	117.7
3	**16**	RRO RACING	BMW E36 325i	3	3	26	**18**	**1:58.046**	0.525	0.348	117.4
4	**19**	RACING TO ENJOY 1	BMW E36 325i	3	4	26	**15**	**1:58.973**	1.452	0.927	116.4
5	**15**	PIKANTO RACING	SEAT TOLEDO	2	1	20	**18**	**1:59.554**	2.033	0.581	115.9
6	**2**	4 TEAM	BMW 318	2	2	21	**19**	**1:59.723**	2.202	0.169	115.7
7	**10**	JDM MOTOR 2	BMW E36 325i	3	5	22	**14**	**1:59.967**	2.446	0.244	115.5
8	**1**	ASAP RACING	Honda Civic	1	1	27	**22**	**2:00.206**	2.685	0.239	115.3
9	**6**	DEYSCOM	CITROEN AX	1	2	28	**20**	**2:00.735**	3.214	0.529	114.7
10	**35**	EVC	BMW E36 325i	3	6	25	**17**	**2:01.321**	3.800	0.586	114.2
11	**10**	JDM MOTOR 2	BMW E36 325i	3	7	5	**4**	**2:01.583**	4.062	0.262	113.9
12	**9**	JDM MOTOR 1	BMW E30 325i	3	8	9	**6**	**2:02.003**	4.482	0.420	113.6
13	**41**	ÚLTIMA VUELTA	Citroen AX	1	3	28	**11**	**2:02.306**	4.785	0.303	113.3
14	**14**	OLIMPIA TECSPORT	VW Golf MK2	2	3	17	**10**	**2:02.542**	5.021	0.236	113.1
15	**37**	MSi Race Tech	Honda Civic	1	4	24	**14**	**2:02.688**	5.167	0.146	112.9
16	**4**	B-MOVIE	BMW E36 320i	2	4	29	**22**	**2:03.081**	5.560	0.393	112.6
17	**54**	VINELIT RACING GRAPHICS	Peugeot 205	2	5	23	**12**	**2:03.157**	5.636	0.076	112.5
18	**31**	Primera Team	Nissan Primera	2	6	22	**21**	**2:03.489**	5.968	0.332	112.2
19	**9**	JDM MOTOR 1	BMW E30 325i	3	9	14	**14**	**2:03.780**	6.259	0.291	111.9
20	**8**	HLT MK3	VW Golf MK3	2	7	24	**23**	**2:04.292**	6.771	0.512	111.5
21	**14**	OLIMPIA TECSPORT	VW Golf MK2	2	8	7	**5**	**2:04.602**	7.081	0.310	111.2
22	**46**	4 HOMBRES Y 1 MIATA	MAZDA MX5	2	9	8	**3**	**2:04.632**	7.111	0.030	111.2
23	**33**	VAGSPEED MOTORSPORT	Citroen Saxo 8v	SAXO	1	24	**15**	**2:05.471**	7.950	0.839	110.4
24	**58**	EFICAR TEAM SAXO	Citroen Saxo 1.6	SAXO	2	26	**11**	**2:05.829**	8.308	0.358	110.1
25	**5**	DE DIEGO MOTORSPORT	Citroen Saxo 1.6	SAXO	3	27	**13**	**2:06.078**	8.557	0.249	109.9
26	**46**	4 HOMBRES Y 1 MIATA	MAZDA MX5	2	10	12	**9**	**2:06.275**	8.754	0.197	109.7
27	**45**	Art Motorsport	Citroen Saxo 1.6	SAXO	4	20	**13**	**2:06.367**	8.846	0.092	109.6
28	**34**	EB Racing	BMW E36 325i	3	10	18	**7**	**2:06.494**	8.973	0.127	109.5
29	**36**	VSR MOTORSPORT SAXO	Citroen Saxo 1.6	SAXO	5	20	**17**	**2:06.558**	9.037	0.064	109.5
30	**55**	SABUESOS TEAM	BMW E36 320i	2	11	27	**10**	**2:06.880**	9.359	0.322	109.2
31	**42**	Fuñigators Team	Citroen Saxo 1.6	SAXO	6	23	**6**	**2:06.998**	9.477	0.118	109.1
32	**34**	EB Racing	BMW E36 325i	3	11	7	**2**	**2:07.049**	9.528	0.051	109.0
33	**44**	ALVITRUCKSPORT	CITROEN SAXO 1.6	SAXO	7	23	**14**	**2:07.114**	9.593	0.065	109.0
34	**37**	MSi Race Tech	Honda Civic	1	5	2	**2**	**2:07.550**	10.029	0.436	108.6
35	**56**	DANACAR	Citroen Saxo 1.6	SAXO	8	24	**21**	**2:07.798**	10.277	0.248	108.4
36	**51**	TMA-PADRISA-GTPERFORMANCE	Citroen Saxo 1.6	SAXO	9	21	**19**	**2:08.122**	10.601	0.324	108.1
37	**45**	Art Motorsport	Citroen Saxo 1.6	SAXO	10	4	**2**	**2:08.184**	10.663	0.062	108.1
38	**36**	VSR MOTORSPORT SAXO	Citroen Saxo 1.6	SAXO	11	5	**4**	**2:08.219**	10.698	0.035	108.0
39	**53**	ELADIO MOTOR	Citroen Saxo 1.6	SAXO	12	25	**19**	**2:08.788**	11.267	0.569	107.6
40	**2**	4 TEAM	BMW 318	2	12	6	**5**	**2:10.317**	12.796	1.529	106.3
41	**43**	CLEMENTE ARROYO	Citroen Saxo 1.6	SAXO	13	20	**19**	**2:10.621**	13.100	0.304	106.1
42	**49**	AMAZON SPORT 2	VW Golf	2	13	23	**13**	**2:11.413**	13.892	0.792	105.4
43	**39**	GT SPORT	Citroen Saxo 1.6	SAXO	14	23	**17**	**2:11.513**	13.992	0.100	105.3
44	**43**	CLEMENTE ARROYO	Citroen Saxo 1.6	SAXO	15	3	**3**	**2:12.129**	14.608	0.616	104.8
45	**39**	GT SPORT	Citroen Saxo 1.6	SAXO	16	3	**3**	**2:12.645**	15.124	0.516	104.4
46	**51**	TMA-PADRISA-GTPERFORMANCE	Citroen Saxo 1.6	SAXO	17	3	**3**	**2:12.745**	15.224	0.100	104.4
47	**56**	DANACAR	Citroen Saxo 1.6	SAXO	18	2	**2**	**2:14.708**	17.187	1.963	102.8
48	**58**	EFICAR TEAM SAXO	Citroen Saxo 1.6	SAXO	19	2	**2**	**2:17.577**	20.056	2.869	100.7

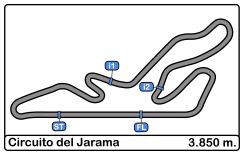

Circuito del Jarama
VI UV Endurance RACE Jarama
Carrera 4H
Clasificación Provisional por Vuelta Rápida de Piloto 2 Horas

Clas	Nº	Equipo	Vehiculo	Cat	Clas	N.V.	V.R.	Tiempo	Dif 1º	Dif Ant.	Km/h
49	**60**	RIGA	Toyota Aygo	AYGO	1	25	**19**	**2:19.057**	21.536	1.480	99.6
50	**26**	KOBE MOTOR	Toyota Aygo	AYGO	2	24	**16**	**2:19.383**	21.862	0.326	99.4
51	**52**	JL CRESPILLO TEAM	Citroen Saxo 1.6	SAXO	20	19	**13**	**2:19.533**	22.012	0.150	99.3
52	**59**	EFICAR TEAM, LOQUIMAY TEAM	Toyota Aygo	AYGO	3	25	**8**	**2:19.944**	22.423	0.411	99.0
53	**52**	JL CRESPILLO TEAM	Citroen Saxo 1.6	SAXO	21	4	**2**	**2:20.172**	22.651	0.228	98.8
54	**57**	EFICAR TEAM INFE	Toyota Aygo	AYGO	4	24	**23**	**2:20.385**	22.864	0.213	98.7
55	**40**	UV - TECSPORT	Citroen Saxo 1.6	SAXO	22	24	**3**	**2:20.921**	23.400	0.536	98.3
56	**48**	AMAZON SPORT 1	VW Golf	2	14	22	**16**	**2:21.214**	23.693	0.293	98.1
57	**47**	ALFRA-CLIMALEC	Citroen Saxo 1.6	SAXO	23	22	**21**	**2:21.415**	23.894	0.201	98.0
58	**38**	RACING for ALCALA	Toyota Aygo	AYGO	5	24	**19**	**2:23.470**	25.949	2.055	96.6
59	**57**	EFICAR TEAM INFE	Toyota Aygo	AYGO	6	2	**2**	**2:25.824**	28.303	2.354	95.0
60	**19**	RACING TO ENJOY 1	BMW E36 325i	3	12	2	**2**	**5:23.177**	3:25.656	2:57.353	42.8
61	**16**	RRO RACING	BMW E36 325i	3	13	2	**1**	**1:00:34.950**	58:37.429	55:11.773	03.8
62	**38**	RACING for ALCALA	Toyota Aygo	AYGO	7	1	**1**	**1:00:47.971**	58:50.450	13.021	03.7
63	**60**	RIGA	Toyota Aygo	AYGO	8	1	**1**	**1:00:53.891**	58:56.370	5.920	03.7
64	**41**	ÚLTIMA VUELTA	Citroen AX	1	6	1	**1**	**1:01:03.821**	59:06.300	9.930	03.7
65	**49**	AMAZON SPORT 2	VW Golf	2	15	1	**1**	**1:01:10.342**	59:12.821	6.521	03.7
66	**59**	EFICAR TEAM, LOQUIMAY TEAM	Toyota Aygo	AYGO	9	1	**1**	**1:01:38.032**	59:40.511	27.690	03.7
67	**53**	ELADIO MOTOR	Citroen Saxo 1.6	SAXO	24	1	**1**	**1:01:39.545**	59:42.024	1.513	03.7
68	**26**	KOBE MOTOR	Toyota Aygo	AYGO	10	1	**1**	**1:01:44.892**	59:47.371	5.347	03.7
69	**8**	HLT MK3	VW Golf MK3	2	16	1	**1**	**1:01:46.557**	59:49.036	1.665	03.7
70	**15**	PIKANTO RACING	SEAT TOLEDO	2	17	1	**1**	**1:02:19.573**	1:00:22.05	33.016	03.7
71	**35**	EVC	BMW E36 325i	3	14	1	**1**	**1:02:23.605**	1:00:26.08	4.032	03.7
72	**5**	DE DIEGO MOTORSPORT	Citroen Saxo 1.6	SAXO	25	1	**1**	**1:02:26.003**	1:00:28.48	2.398	03.6
73	**31**	Primera Team	Nissan Primera	2	18	1	**1**	**1:03:17.691**	1:01:20.17	51.688	03.6
74	**54**	VINELIT RACING GRAPHICS	Peugeot 205	2	19	1	**1**	**1:03:25.465**	1:01:27.94	7.774	03.6
75	**42**	Fuñigators Team	Citroen Saxo 1.6	SAXO	26	1	**1**	**1:04:49.263**	1:02:51.74	1:23.798	03.5
76	**47**	ALFRA-CLIMALEC	Citroen Saxo 1.6	SAXO	27	1	**1**	**1:04:54.685**	1:02:57.16	5.422	03.5
77	**33**	VAGSPEED MOTORSPORT	Citroen Saxo 8v	SAXO	28	1	**1**	**2:01:47.192**	1:59:49.67	56:52.507	01.8
78	**48**	AMAZON SPORT 1	VW Golf	2	20	1	**1**	**2:01:48.139**	1:59:50.61	0.947	01.8

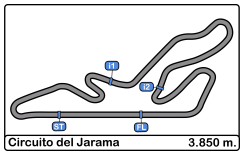

Circuito del Jarama
VI UV Endurance RACE Jarama
Carrera 4H
Distancia y Velocidad Media 2 Horas

Clas	Nº	Equipo	Vehiculo	Cat	Clas	N.V.	Distancia	Tiempo Total	Km/h
1	**21**	BOYACÁ VSR	BMW E36 325i	3	1	58	**223.30**	**2:00:37.530**	111.0
2	**19**	RACING TO ENJOY 1	BMW E36 325i	3	2	58	**223.30**	**2:01:43.338**	110.0
3	**16**	RRO RACING	BMW E36 325i	3	3	58	**223.30**	**2:02:21.910**	109.4
4	**6**	DEYSCOM	CITROEN AX	1	1	57	**219.45**	**2:00:40.849**	109.1
5	**41**	ÚLTIMA VUELTA	Citroen AX	1	2	57	**219.45**	**2:01:12.475**	108.6
6	**4**	B-MOVIE	BMW E36 320i	2	1	57	**219.45**	**2:02:11.472**	107.7
7	**1**	ASAP RACING	Honda Civic	1	3	56	**215.60**	**2:01:05.873**	106.8
8	**10**	JDM MOTOR 2	BMW E36 325i	3	4	56	**215.60**	**2:01:08.914**	106.7
9	**58**	EFICAR TEAM SAXO	Citroen Saxo 1.6	SAX	1	56	**215.60**	**2:01:37.566**	106.3
10	**5**	DE DIEGO MOTORSPORT	Citroen Saxo 1.6	SAX	2	56	**215.60**	**2:01:49.573**	106.1
11	**35**	EVC	BMW E36 325i	3	5	55	**211.75**	**2:00:33.106**	105.3
12	**2**	4 TEAM	BMW 318	2	2	55	**211.75**	**2:00:47.734**	105.1
13	**18**	VSR MOTORSPORT 1	BMW E36 325i	3	6	54	**207.90**	**1:51:48.439**	111.5
14	**56**	DANACAR	Citroen Saxo 1.6	SAX	3	54	**207.90**	**1:58:03.416**	105.6
15	**8**	HLT MK3	VW Golf MK3	2	3	53	**204.05**	**1:57:29.313**	104.2
16	**54**	VINELIT RACING GRAPHICS	Peugeot 205	2	4	53	**204.05**	**1:58:59.676**	102.8
17	**37**	MSi Race Tech	Honda Civic	1	4	53	**204.05**	**2:01:22.186**	100.8
18	**36**	VSR MOTORSPORT SAXO	Citroen Saxo 1.6	SAX	4	53	**204.05**	**2:01:36.367**	100.6
19	**33**	VAGSPEED MOTORSPORT	Citroen Saxo 8v	SAX	5	53	**204.05**	**2:01:47.192**	100.5
20	**42**	Fuñigators Team	Citroen Saxo 1.6	SAX	6	52	**200.20**	**1:56:57.535**	102.7
21	**53**	ELADIO MOTOR	Citroen Saxo 1.6	SAX	7	52	**200.20**	**2:01:48.311**	98.6
22	**34**	EB Racing	BMW E36 325i	3	7	52	**200.20**	**2:01:49.469**	98.6
23	**9**	JDM MOTOR 1	BMW E30 325i	3	8	52	**200.20**	**2:02:16.692**	98.2
24	**45**	Art Motorsport	Citroen Saxo 1.6	SAX	8	52	**200.20**	**2:02:29.695**	98.0
25	**49**	AMAZON SPORT 2	VW Golf	2	5	51	**196.35**	**1:56:04.916**	101.4
26	**51**	TMA-PADRISA-	Citroen Saxo 1.6	SAX	9	51	**196.35**	**2:01:36.174**	96.8
27	**39**	GT SPORT	Citroen Saxo 1.6	SAX	10	51	**196.35**	**2:02:15.171**	96.3
28	**57**	EFICAR TEAM INFE	Toyota Aygo	AYG	1	51	**196.35**	**2:02:18.526**	96.3
29	**47**	ALFRA-CLIMALEC	Citroen Saxo 1.6	SAX	11	51	**196.35**	**2:02:21.720**	96.2
30	**59**	EFICAR TEAM, LOQUIMAY	Toyota Aygo	AYG	2	51	**196.35**	**2:02:30.933**	96.1
31	**31**	Primera Team	Nissan Primera	2	6	50	**192.50**	**1:52:01.542**	103.1
32	**26**	KOBE MOTOR	Toyota Aygo	AYG	3	50	**192.50**	**2:00:27.879**	95.8
33	**52**	JL CRESPILLO TEAM	Citroen Saxo 1.6	SAX	12	50	**192.50**	**2:00:37.555**	95.7
34	**15**	PIKANTO RACING	SEAT TOLEDO	2	7	50	**192.50**	**2:01:07.014**	95.3
35	**38**	RACING for ALCALA	Toyota Aygo	AYG	4	50	**192.50**	**2:01:46.303**	94.8
36	**60**	RIGA	Toyota Aygo	AYG	5	50	**192.50**	**2:02:32.286**	94.2
37	**14**	OLIMPIA TECSPORT	VW Golf MK2	2	8	49	**188.65**	**2:01:50.228**	92.9
38	**43**	CLEMENTE ARROYO	Citroen Saxo 1.6	SAX	13	49	**188.65**	**2:02:08.959**	92.6
39	**40**	UV - TECSPORT	Citroen Saxo 1.6	SAX	14	48	**184.80**	**2:02:15.657**	90.6
40	**48**	AMAZON SPORT 1	VW Golf	2	9	47	**180.95**	**2:01:48.139**	89.1

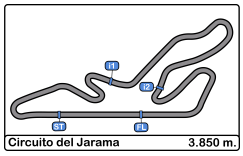

Circuito del Jarama
VI UV Endurance RACE Jarama
Carrera 4H
Distancia y Velocidad Media 2 Horas

Clas	Nº	Equipo	Vehiculo	Cat	Clas	N.V.	Distancia	Tiempo Total	Km/h
41	**46**	4 HOMBRES Y 1 MIATA	MAZDA MX5	2	10	47	**180.95**	**2:02:12.585**	88.8
	No clasificados: (Requerimiento: 75% del numero de vueltas del lider = 44 Vueltas)								
	44	ALVITRUCKSPORT	CITROEN SAXO 1.6	SAX	15	43	**165.55**	**2:00:58.771**	82.1
	55	SABUESOS TEAM	BMW E36 320i	2	11	31	**119.35**	**1:58:05.434**	60.6
	50	RRB Competicion	Clio 1.8 16v	2	12	11	**42.35**	**49:40.700**	51.1

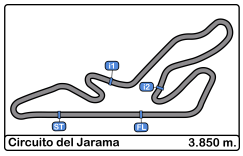

Circuito del Jarama
VI UV Endurance RACE Jarama
Carrera 4H
Tiempos Por Vuelta 2 Horas

1 — 1 ASAP RACING — Honda Civic

1 — 2 ASAP RACING — ANDRES SANCHEZ PEREZ

Vta	D	Tiempo	Sector 1	Sector 2	Sector 3	V.Max	Elapsed
1	2	1:03:48.873	1:02:32.903	41.189	34.781	94.6	1:03:48.873
2	2	2:01.217	46.498	40.603	34.116	182.1	1:05:50.090
3	2	2:01.017	46.704	40.608	33.705	176.7	1:07:51.107
4	2	2:02.669	46.913	42.088	33.668	190.4	1:09:53.776
5	2	2:31.848	49.381	1:07.316	35.151	189.1	1:12:25.624
6	2	2:02.147	47.722	40.638	33.787	179.1	1:14:27.771
7	2	2:03.153	47.717	41.328	34.108	180.6	1:16:30.924
8	2	2:01.331	47.050	40.411	33.870	185.5	1:18:32.255
9	2	2:01.466	46.927	40.595	33.944	177.0	1:20:33.721
10	2	2:01.440	46.966	40.688	33.786	182.7	1:22:35.161
11	2	2:01.259	46.393	41.338	33.528	190.8	1:24:36.420
12	2	2:01.488	46.492	41.326	33.670	188.4	1:26:37.908
13	2	2:01.332	46.503	40.676	34.153	188.8	1:28:39.240
14	2	2:02.214	47.691	40.646	33.877	164.6	1:30:41.454
15	2	2:00.835	46.364	40.695	33.776	189.8	1:32:42.289
16	2	2:01.792	46.480	41.510	33.802	187.5	1:34:44.081
17	2	2:01.774	46.493	41.519	33.762	188.8	1:36:45.855
18	2	2:01.019	46.665	40.739	33.615	169.5	1:38:46.874
19	2	2:01.174	46.397	41.137	33.640	186.8	1:40:48.048
20	2	2:02.130	47.947	40.569	33.614	174.4	1:42:50.178
21	2	2:01.312	46.522	41.254	33.536	192.1	1:44:51.490
22	2	2:00.206	46.264	40.586	33.356	184.3	1:46:51.696
23	2	2:00.435	46.859	40.355	33.221	184.9	1:48:52.131
24	2	2:02.637	46.528	41.202	34.907	185.8	1:50:54.768
25	2	2:01.572	46.693	41.308	33.571	176.7	1:52:56.340
26	2	2:05.587	46.854	41.117	37.616	188.8	1:55:01.927
27	2	6:03.946 P	47.547	40.941	4:35.458	175.6	2:01:05.873

2 — 1 4 TEAM — BMW 318

2 — 2 4 TEAM — C.D.E. DEYSCOM SPORT

Vta	D	Tiempo	Sector 1	Sector 2	Sector 3	V.Max	Elapsed
1	2	1:01:14.937		1:00:40.843	34.094		1:01:14.937
2	2	2:01.438	46.482	40.732	34.224	186.2	1:03:16.375
3	2	2:01.333	46.406	40.733	34.194	184.9	1:05:17.708
4	2	2:00.819	46.393	40.463	33.963	183.0	1:07:18.527
5	2	2:00.930	46.343	40.746	33.841	186.8	1:09:19.457
6	2	2:01.154	46.242	41.034	33.878	186.2	1:11:20.611
7	2	2:01.409	46.059	40.151	35.199	187.1	1:13:22.020
8	2	2:01.550	46.599	40.571	34.380	182.7	1:15:23.570
9	2	2:00.872	46.686	40.355	33.831	170.0	1:17:24.442
10	2	2:00.128	46.120	40.034	33.974	187.8	1:19:24.570
11	2	2:02.941	46.386	41.663	34.892	189.8	1:21:27.511
12	2	2:04.149	46.539	42.595	35.015	187.8	1:23:31.660
13	2	2:02.225	47.655	40.370	34.200	181.2	1:25:33.885
14	2	2:00.645	46.240	39.986	34.419	186.2	1:27:34.530
15	2	2:01.025	46.578	40.598	33.849	182.7	1:29:35.555
16	2	2:01.656	47.116	40.597	33.943	179.7	1:31:37.211
17	2	2:00.440	46.361	40.059	34.020	189.1	1:33:37.651
18	2	2:02.023	46.628	41.399	33.996	188.1	1:35:39.674
19	2	1:59.723	45.990	40.208	33.525	189.1	1:37:39.397
20	2	2:00.935	46.071	40.290	34.574	184.6	1:39:40.332
21	2	4:48.363 P	54.088	54.455	2:59.820	168.4	1:44:28.695
22	1	5:25.373	4:03.686	44.890	36.797	86.8	1:49:54.068
23	1	2:10.689	49.690	44.822	36.177	159.7	1:52:04.757
24	1	2:10.805	49.845	44.547	36.413	162.4	1:54:15.562
25	1	2:10.635	49.569	44.594	36.472	159.5	1:56:26.197
26	1	2:10.317	49.415	44.550	36.352	160.4	1:58:36.514
27	1	2:11.220	49.735	44.872	36.613	161.1	2:00:47.734
28	1		49.230	44.391		165.1	

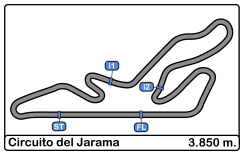

Circuito del Jarama
VI UV Endurance RACE Jarama
Carrera 4H
Tiempos Por Vuelta 2 Horas

4

1 B-MOVIE — BMW E36 320i

2 — 2 B-MOVIE — ULTIMA VUELTA

Vta	D	Tiempo	Sector 1	Sector 2	Sector 3	V.Max	Elapsed
1	2	1:04:18.289	1:03:00.264	42.167	35.858	91.6	1:04:18.289
2	2	2:05.042	47.679	42.184	35.179	180.3	1:06:23.331
3	2	2:04.937	47.920	42.077	34.940	182.4	1:08:28.268
4	2	2:03.658	47.329	41.699	34.630	185.8	1:10:31.926
5	2	2:03.843	47.083	41.938	34.822	187.1	1:12:35.769
6	2	2:04.096	48.019	41.458	34.619	177.9	1:14:39.865
7	2	2:03.480	47.136	41.687	34.657	186.2	1:16:43.345
8	2	2:03.850	47.053	41.756	35.041	184.9	1:18:47.195
9	2	2:03.530	47.041	41.670	34.819	185.5	1:20:50.725
10	2	2:03.802	47.256	41.775	34.771	185.8	1:22:54.527
11	2	2:03.950	47.458	41.740	34.752	179.7	1:24:58.477
12	2	2:04.851	47.526	42.144	35.181	189.1	1:27:03.328
13	2	2:04.857	47.526	42.426	34.905	184.9	1:29:08.185
14	2	2:03.668	47.031	41.858	34.779	187.1	1:31:11.853
15	2	2:05.836	47.486	43.114	35.236	186.5	1:33:17.689
16	2	2:03.499	46.973	41.816	34.710	183.6	1:35:21.188
17	2	2:03.575	47.201	41.810	34.564	186.2	1:37:24.763
18	2	2:03.889	47.461		2:38.453	184.9	1:39:28.652
19	2	2:03.468	47.302	41.597	34.569	183.3	1:41:32.120
20	2	2:05.349	49.615	41.476	34.258	163.1	1:43:37.469
21	2	2:03.957	46.950	41.477	35.530	186.8	1:45:41.426
22	2	2:03.081	46.975	41.538	34.568	188.1	1:47:44.507
23	2	2:03.387	47.391	41.588	34.408	186.5	1:49:47.894
24	2	2:03.655	47.080	41.592	34.983	183.0	1:51:51.549
25	2	2:03.447	47.218	41.649	34.580	181.2	1:53:54.996
26	2	2:03.825	47.410	41.726	34.689	182.4	1:55:58.821
27	2	2:04.507	47.279	41.720	35.508	176.1	1:58:03.328
28	2	2:04.103	47.540	41.898	34.665	177.3	2:00:07.431
29	2	2:04.041	47.137	42.210	34.694	181.2	2:02:11.472

5

1 DE DIEGO MOTORSPORT — Citroen Saxo 1.6

SAXO — 2 DE DIEGO MOTORSPORT — ULTIMA VUELTA

Vta	D	Tiempo	Sector 1	Sector 2	Sector 3	V.Max	Elapsed
1	1	1:02:26.003 P	1:00:58.874	44.439	42.690		1:02:26.003
2	2	4:07.041	2:47.603	43.338	36.100	92.0	1:06:33.044
3	2	2:08.355	49.126	43.172	36.057	171.4	1:08:41.399
4	2	2:06.890	47.952	43.043	35.895	177.0	1:10:48.289
5	2	2:07.531	48.299	43.297	35.935	173.0	1:12:55.820
6	2	2:07.335	48.998	42.960	35.377	175.3	1:15:03.155
7	2	2:06.264	47.942	42.747	35.575	175.8	1:17:09.419
8	2	2:06.448	48.116	42.920	35.412	172.5	1:19:15.867
9	2	2:07.956	48.684	43.354	35.918	173.6	1:21:23.823
10	2	2:07.031	48.467	42.861	35.703	175.3	1:23:30.854
11	2	2:07.555	49.032	42.839	35.684	175.6	1:25:38.409
12	2	2:06.601	48.331	42.930	35.340	174.4	1:27:45.010
13	2	2:06.371	48.085	42.869	35.417	172.2	1:29:51.381
14	2	2:06.078	47.907	42.910	35.261	175.8	1:31:57.459
15	2	2:06.451	47.689	42.543	36.219	174.1	1:34:03.910
16	2	2:06.889	48.271	42.973	35.645	177.0	1:36:10.799
17	2	2:06.337	47.783	42.926	35.628	178.8	1:38:17.136
18	2	2:06.481	48.192	42.943	35.346	176.4	1:40:23.617
19	2	2:07.413	48.405	43.409	35.599	176.1	1:42:31.030
20	2	2:07.109	48.366	43.126	35.617	175.0	1:44:38.139
21	2	2:07.148	48.334	43.282	35.532	173.0	1:46:45.287
22	2	2:08.816	49.355	43.405	36.056	173.0	1:48:54.103
23	2	2:07.944	48.656	43.487	35.801	171.7	1:51:02.047
24	2	2:07.860	48.189	43.544	36.127	172.2	1:53:09.907
25	2	2:08.036	48.658	43.255	36.123	169.0	1:55:17.943
26	2	2:09.996	49.752	43.958	36.286	170.3	1:57:27.939
27	2	2:09.671	49.178	44.283	36.210	167.9	1:59:37.610
28	2	2:11.963	49.551	45.502	36.910	160.4	2:01:49.573

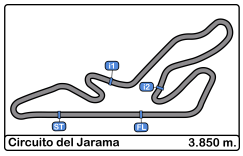

Circuito del Jarama
VI UV Endurance RACE Jarama
Carrera 4H
Tiempos Por Vuelta 2 Horas

6

1 DEYSCOM — CITROEN AX

1 — 2 DEYSCOM — C.D.E. DEYSCOM SPORT

Vta	D	Tiempo	Sector 1	Sector 2	Sector 3	V.Max	Elapsed
1	2	1:05:02.781	1:03:46.791	41.419	34.571	99.7	1:05:02.781
2	2	2:02.667	47.056	41.229	34.382	173.9	1:07:05.448
3	2	2:03.892	48.312	41.097	34.483	179.4	1:09:09.340
4	2	2:03.839	47.612	41.825	34.402	175.8	1:11:13.179
5	2	2:02.858	47.591	41.443	33.824	171.7	1:13:16.037
6	2	2:02.472	46.718	41.330	34.424	182.1	1:15:18.509
7	2	2:02.255	47.362	41.260	33.633	179.1	1:17:20.764
8	2	2:02.000	46.903	41.259	33.838	180.3	1:19:22.764
9	2	2:07.509	49.184	42.177	36.148	182.1	1:21:30.273
10	2	2:05.877	48.121	43.696	34.060	177.9	1:23:36.150
11	2	2:03.714	47.241	42.079	34.394	181.5	1:25:39.864
12	2	2:05.771	47.720	44.018	34.033	183.3	1:27:45.635
13	2	2:04.832	47.175	41.628	36.029	178.2	1:29:50.467
14	2	2:02.182	46.526	41.649	34.007	180.6	1:31:52.649
15	2	2:02.693	46.319	40.958	35.416	182.1	1:33:55.342
16	2	2:01.621	46.651	41.030	33.940	185.5	1:35:56.963
17	2	2:03.243	47.947	41.250	34.046	165.8	1:38:00.206
18	2	2:02.584	47.255	41.109	34.220	173.3	1:40:02.790
19	2	2:02.845	47.785	41.162	33.898	168.7	1:42:05.635
20	2	2:00.735	46.770	40.583	33.382	183.3	1:44:06.370
21	2	2:04.168	47.624	42.548	33.996	178.2	1:46:10.538
22	2	2:05.490	47.466	42.598	35.426	180.3	1:48:16.028
23	2	2:07.126	49.694	42.714	34.718	175.8	1:50:23.154
24	2	2:05.163	49.440	41.086	34.637	163.1	1:52:28.317
25	2	2:03.314	47.617	41.649	34.048	173.9	1:54:31.631
26	2	2:02.645	47.478	41.046	34.121	173.0	1:56:34.276
27	2	2:02.076	46.867	41.296	33.913	181.2	1:58:36.352
28	2	2:04.497	48.849	41.368	34.280	174.7	2:00:40.849
29	2		46.649	41.409		179.4	

8

1 HLT MK3 — VW Golf MK3

2 — 2 HLT MK3 — ECO MODULAR MOTORSPORT

Vta	D	Tiempo	Sector 1	Sector 2	Sector 3	V.Max	Elapsed
1	1	1:01:46.557 P		1:01:01.853	44.704		1:01:46.557
2	2	4:14.281	2:56.115	42.657	35.509	77.8	1:06:00.838
3	2	2:07.005	47.826	42.753	36.426	176.4	1:08:07.843
4	2	2:05.432	47.667	42.524	35.241	179.1	1:10:13.275
5	2	2:07.758	49.165	43.343	35.250	176.4	1:12:21.033
6	2	2:04.321	47.682	41.552	35.087	175.6	1:14:25.354
7	2	2:06.530	47.848	42.301	36.381	175.6	1:16:31.884
8	2	2:06.090	48.989	41.886	35.215	162.4	1:18:37.974
9	2	2:08.861	48.100	45.157	35.604	170.8	1:20:46.835
10	2	2:07.178	47.506	43.329	36.343	177.6	1:22:54.013
11	2	2:06.819	49.425	41.909	35.485	169.5	1:25:00.832
12	2	2:07.066	47.694	43.226	36.146	175.6	1:27:07.898
13	2	2:04.710	48.100	41.590	35.020	167.4	1:29:12.608
14	2	2:05.400	47.544	42.484	35.372	176.7	1:31:18.008
15	2	2:06.850	47.799	43.623	35.428	181.2	1:33:24.858
16	2	2:06.074	47.849	42.630	35.595	175.0	1:35:30.932
17	2	2:04.845	47.488	42.342	35.015	176.4	1:37:35.777
18	2	2:04.864	47.398	41.943	35.523	180.6	1:39:40.641
19	2	2:05.597	48.631	41.728	35.238	180.3	1:41:46.238
20	2	2:05.363	47.560	41.737	36.066	181.5	1:43:51.601
21	2	2:05.145	48.202	41.753	35.190	177.9	1:45:56.746
22	2	2:05.385	47.800	42.295	35.290	177.9	1:48:02.131
23	2	2:05.899	48.733	41.939	35.227	175.3	1:50:08.030
24	2	2:04.292	47.438	41.387	35.467	181.2	1:52:12.322
25	2	5:16.991 P	47.481	41.859	3:47.651	177.9	1:57:29.313

9

1 JDM MOTOR 1 — BMW E30 325i

3 — 2 JDM MOTOR 1 — ULTIMA VUELTA

Vta	D	Tiempo	Sector 1	Sector 2	Sector 3	V.Max	Elapsed
1	2	1:04:35.405	1:03:16.113	41.531	37.761	95.4	1:04:35.405
2	2	2:08.089	50.234	42.333	35.522	152.1	1:06:43.494
3	2	2:07.014	48.358	43.145	35.511	183.3	1:08:50.508
4	2	2:05.266	48.144	42.270	34.852	173.9	1:10:55.774
5	2	2:06.054	48.771	42.849	34.434	190.8	1:13:01.828
6	2	2:05.022	47.291	42.868	34.863	185.5	1:15:06.850
7	2	2:06.917	48.257	43.449	35.211	183.9	1:17:13.767
8	2	2:06.745	48.398	42.865	35.482	174.1	1:19:20.512
9	2	2:11.698	47.980	44.041	39.677	187.8	1:21:32.210
10	2	2:12.718	51.070	45.737	35.911	153.8	1:23:44.928
11	2	2:07.499	48.388	43.012	36.099	175.6	1:25:52.427
12	2	4:06.924 P	48.016	43.515	2:35.393	184.3	1:29:59.351
13	1	5:30.884	4:12.811	42.124	35.949	96.2	1:35:30.235
14	1	2:03.611	47.467	41.143	35.001	186.8	1:37:33.846
15	1	2:03.281	47.796	40.631	34.854	179.7	1:39:37.127
16	1	2:02.433	47.095	40.534	34.804	183.3	1:41:39.560
17	1	2:04.553	48.058	42.430	34.065	169.8	1:43:44.113
18	1	2:02.003	46.885	40.971	34.147	185.8	1:45:46.116
19	1	2:04.613	48.301	41.149	35.163	180.0	1:47:50.729
20	1	2:04.029	47.413	40.923	35.693	185.8	1:49:54.758
21	1	4:02.361 P	1:00.608	57.354	2:04.399	111.3	1:53:57.119
22	2	6:15.793	4:57.417	43.209	35.167	88.0	2:00:12.912
23	2	2:03.780	47.228	41.585	34.967	180.3	2:02:16.692

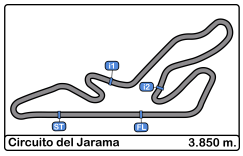

Circuito del Jarama
VI UV Endurance RACE Jarama
Carrera 4H
Tiempos Por Vuelta 2 Horas

10

1 JDM MOTOR 2 — BMW E36 325i

3 — 2 JDM MOTOR 2 — ULTIMA VUELTA

Vta	D	Tiempo		Sector 1	Sector 2	Sector 3	V.Max	Elapsed
1	1	1:00:40.404	P			1:00:40.404		1:00:40.404
2	2	4:05.500		2:47.858	42.168	35.474	96.0	1:04:45.904
3	2	2:04.636		47.243	42.636	34.757	183.0	1:06:50.540
4	2	2:02.991		47.643	41.106	34.242	175.0	1:08:53.531
5	2	2:02.537		46.706	41.095	34.736	183.9	1:10:56.068
6	2	2:01.162		46.292	40.553	34.317	190.8	1:12:57.230
7	2	2:02.053		47.192	40.543	34.318	191.4	1:14:59.283
8	2	2:02.137		47.280	40.850	34.007	189.8	1:17:01.420
9	2	2:01.235		46.910	40.352	33.973	194.2	1:19:02.655
10	2	2:00.698		46.512	40.319	33.867	193.2	1:21:03.353
11	2	2:00.275		46.049	40.058	34.168	193.5	1:23:03.628
12	2	2:01.375		46.214	40.961	34.200	194.5	1:25:05.003
13	2	2:01.672		46.295	41.126	34.251	193.2	1:27:06.675
14	2	2:00.732		45.755	41.339	33.638	194.9	1:29:07.407
15	2	1:59.967		45.746	40.052	34.169	194.2	1:31:07.374
16	2	2:01.916		46.684	41.059	34.173	192.5	1:33:09.290
17	2	2:03.427		46.587	41.498	35.342	189.4	1:35:12.717
18	2	2:04.008		47.630	41.357	35.021	180.0	1:37:16.725
19	2	2:02.826		47.499	40.586	34.741	176.1	1:39:19.551
20	2	2:04.884		49.102	41.036	34.746	172.2	1:41:24.435
21	2	2:07.142		52.352	40.642	34.148	131.7	1:43:31.577
22	2	2:01.898		46.179	41.543	34.176	192.1	1:45:33.475
23	2	4:24.023	P	48.803	42.057	2:53.163	178.2	1:49:57.498
24	1	5:04.396		3:45.125	44.498	34.773	77.0	1:55:01.894
25	1	2:02.853		46.891	41.111	34.851	176.1	1:57:04.747
26	1	2:01.583		46.567	40.785	34.231	182.1	1:59:06.330
27	1	2:02.584		47.630	40.516	34.438	190.1	2:01:08.914
28	1			46.527			177.6	

14

1 OLIMPIA TECSPORT — VW Golf MK2

2 — 2 OLIMPIA TECSPORT — ULTIMA VUELTA

Vta	D	Tiempo		Sector 1	Sector 2	Sector 3	V.Max	Elapsed
1	1	1:00:52.586				1:00:52.586		1:00:52.586
2	1	2:03.638		47.291	41.943	34.404	181.8	1:02:56.224
3	1	2:02.888		47.443	41.085	34.360	178.5	1:04:59.112
4	1	2:05.275		48.151	41.799	35.325	173.6	1:07:04.387
5	1	2:03.976		47.928	41.213	34.835	175.8	1:09:08.363
6	1	2:10.712	P	48.089	41.415	41.208	181.5	1:11:19.075
7	2	4:13.815		2:54.841	43.780	35.194	89.9	1:15:32.890
8	2	2:08.679		49.780	43.289	35.610	176.1	1:17:41.569
9	2	2:07.669		49.208	42.184	36.277	170.0	1:19:49.238
10	2	2:06.091		48.877	42.221	34.993	180.0	1:21:55.329
11	2	2:04.602		48.177	41.713	34.712	180.6	1:23:59.931
12	2	2:14.188	P	47.643	42.820	43.725	185.5	1:26:14.119
13	1	3:50.887		2:34.862	41.641	34.384	98.3	1:30:05.006
14	1	2:04.365		47.702	41.719	34.944	182.1	1:32:09.371
15	1	2:04.721		47.716	41.852	35.153	179.4	1:34:14.092
16	1	2:02.542		47.274	41.100	34.168	185.2	1:36:16.634
17	1	2:03.465		47.588	41.436	34.441	176.7	1:38:20.099
18	1	2:04.640		48.045	41.372	35.223	165.6	1:40:24.739
19	1	2:04.882		47.878	42.222	34.782	180.6	1:42:29.621
20	1	2:04.731		48.610	41.658	34.463	184.9	1:44:34.352
21	1	2:06.426		47.842	42.417	36.167	185.5	1:46:40.778
22	1	5:29.787	P	49.224	43.194	3:57.369	158.3	1:52:10.565
23	2	6:06.640	P	4:13.295	53.700	59.645	72.7	1:58:17.205
24	1	3:33.023		2:07.761	46.019	39.243	84.1	2:01:50.228

15

1 PIKANTO RACING — SEAT TOLEDO

2 — 2 PIKANTO RACING — ESCUDERÍA A. POTARROJOS

Vta	D	Tiempo		Sector 1	Sector 2	Sector 3	V.Max	Elapsed
1	1	1:02:19.573	P	1:00:54.127	42.987	42.459		1:02:19.573
2	2	4:10.204		2:54.247	41.367	34.590	90.2	1:06:29.777
3	2	2:01.829		46.273	41.122	34.434	188.4	1:08:31.606
4	2	2:01.769		46.574	40.931	34.264	183.6	1:10:33.375
5	2	2:02.577		46.593	41.994	33.990	182.7	1:12:35.952
6	2	2:01.325		46.969	40.418	33.938	177.3	1:14:37.277
7	2	2:00.774		46.328	40.246	34.200	185.8	1:16:38.051
8	2	2:02.626		46.313	42.236	34.077	183.6	1:18:40.677
9	2	2:03.574		47.072	42.568	33.934	180.3	1:20:44.251
10	2	2:02.532		46.915	41.703	33.914	186.2	1:22:46.783
11	2	2:03.017		46.948	41.662	34.407	169.2	1:24:49.800
12	2	2:03.402		48.102	41.002	34.298	169.0	1:26:53.202
13	2	2:02.290		46.530	41.332	34.428	179.7	1:28:55.492
14	2	2:01.843		46.483	40.850	34.510	180.9	1:30:57.335
15	2	2:01.148		46.509	40.580	34.059	184.3	1:32:58.483
16	2	18:05.023		16:47.258	43.162	34.603	94.9	1:51:03.506
17	2	2:02.121		46.917	41.181	34.023	181.2	1:53:05.627
18	2	2:00.642		45.829	41.046	33.767	192.5	1:55:06.269
19	2	1:59.554		45.596	40.313	33.645	194.5	1:57:05.823
20	2	2:00.842		46.284	40.667	33.891	192.1	1:59:06.665
21	2	2:00.349		46.129	40.395	33.825	185.5	2:01:07.014
22	2			45.680	39.995		193.2	

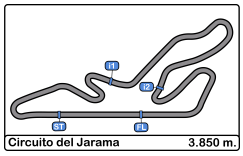

Circuito del Jarama
VI UV Endurance RACE Jarama
Carrera 4H
Tiempos Por Vuelta 2 Horas

16 — 1 RRO RACING — BMW E36 325i

3 — 2 RRO RACING — ULTIMA VUELTA

Vta	D	Tiempo	Sector 1	Sector 2	Sector 3	V.Max	Elapsed
1	1	1:00:34.950 P			1:00:34.950		1:00:34.950
2	2	4:00.584	2:46.404	40.975	33.205	96.0	1:04:35.534
3	2	1:59.778	45.857	40.525	33.396	185.5	1:06:35.312
4	2	2:00.148	45.850	40.381	33.917	180.0	1:08:35.460
5	2	2:01.694	46.039	40.759	34.896	187.1	1:10:37.154
6	2	1:59.035	45.528	40.250	33.257	193.5	1:12:36.189
7	2	1:59.370	46.155	40.069	33.146	180.9	1:14:35.559
8	2	1:58.455	45.293	39.706	33.456	181.8	1:16:34.014
9	2	1:58.416	45.986	39.632	32.798	180.9	1:18:32.430
10	2	1:58.433	45.217	40.060	33.156	185.8	1:20:30.863
11	2	1:58.432	45.549	40.195	32.688	179.7	1:22:29.295
12	2	1:58.134	45.304	39.826	33.004	182.7	1:24:27.429
13	2	1:58.155	45.561	39.794	32.800	180.0	1:26:25.584
14	2	2:00.351	45.374	40.761	34.216	175.3	1:28:25.935
15	2	1:59.961	46.750	39.832	33.379	174.4	1:30:25.896
16	2	1:59.147	45.889	40.002	33.256	185.2	1:32:25.043
17	2	2:00.099	46.138	40.899	33.062	194.9	1:34:25.142
18	2	1:58.142	45.466	39.800	32.876	183.3	1:36:23.284
19	2	1:58.046	45.433	39.725	32.888	171.9	1:38:21.330
20	2	2:02.163	47.417	41.233	33.513	158.8	1:40:23.493
21	2	1:59.736	46.332	39.827	33.577	181.8	1:42:23.229
22	2	2:00.134	46.169	40.676	33.289	175.0	1:44:23.363
23	2	2:00.232	46.375	40.542	33.315	164.3	1:46:23.595
24	2	2:01.032	45.855	41.650	33.527	170.0	1:48:24.627
25	2	2:00.142	45.764	40.948	33.430	170.3	1:50:24.769
26	2	2:01.686	47.167	40.745	33.774	173.0	1:52:26.455
27	2	6:07.442 P	45.630	40.855	4:40.957	181.8	1:58:33.897
28	1	3:48.013	2:33.617	40.876	33.520	95.9	2:02:21.910

18 — 1 VSR MOTORSPORT 1 — BMW E36 325i

3 — 2 VSR MOTORSPORT 1 — ULTIMA VUELTA

Vta	D	Tiempo	Sector 1	Sector 2	Sector 3	V.Max	Elapsed
1	2	1:01:48.267		1:01:14.354	33.913		1:01:48.267
2	2	2:00.238	45.742	40.614	33.882	187.8	1:03:48.505
3	2	2:00.709	45.401	40.669	34.639	187.8	1:05:49.214
4	2	2:00.634	46.829	40.423	33.382	180.3	1:07:49.848
5	2	2:01.226	46.844	40.709	33.673	184.6	1:09:51.074
6	2	1:59.064	45.439	40.104	33.521	182.4	1:11:50.138
7	2	2:02.670	45.703	41.756	35.211	183.9	1:13:52.808
8	2	1:58.363	45.355	39.682	33.326	184.9	1:15:51.171
9	2	2:00.087	46.101	40.375	33.611	179.7	1:17:51.258
10	2	1:59.463	45.507	40.541	33.415	180.3	1:19:50.721
11	2	1:58.808	45.532	40.064	33.212	186.8	1:21:49.529
12	2	1:58.728	45.400	40.067	33.261	188.8	1:23:48.257
13	2	1:59.272	46.020	39.866	33.386	179.4	1:25:47.529
14	2	2:00.917	45.622	41.437	33.858	191.1	1:27:48.446
15	2	2:00.655	45.809	41.394	33.452	188.4	1:29:49.101
16	2	1:59.616	45.408	40.196	34.012	185.5	1:31:48.717
17	2	1:58.772	45.763	40.062	32.947	187.5	1:33:47.489
18	2	1:59.676	45.029	40.025	34.622	195.2	1:35:47.165
19	2	1:57.904	45.087	39.801	33.016	189.1	1:37:45.069
20	2	1:58.415	45.708	39.782	32.925	191.8	1:39:43.484
21	2	1:57.521	45.106	39.542	32.873	195.6	1:41:41.005
22	2	2:01.027	47.138	40.888	33.001	186.8	1:43:42.032
23	2	1:58.195	45.076	39.735	33.384	194.5	1:45:40.227
24	2	2:01.044	47.219	40.638	33.187	198.1	1:47:41.271
25	2	1:58.330	45.385	39.750	33.195	194.9	1:49:39.601
26	2	2:08.838 P	45.239	40.997	42.602	192.8	1:51:48.439
27	1		6:11.733	41.551		88.1	

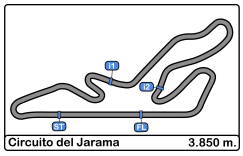

Circuito del Jarama
VI UV Endurance RACE Jarama
Carrera 4H
Tiempos Por Vuelta 2 Horas

19

1 RACING TO ENJOY 1 — BMW E36 325i

3 — 2 RACING TO ENJOY 1 — CD TERRA TRAINING MOTORSPORT

Vta	D	Tiempo	Sector 1	Sector 2	Sector 3	V.Max	Elapsed
1	2	1:01:11.527		1:00:38.826	32.701		1:01:11.527
2	2	5:23.177 P	44.716	39.369	3:59.092	195.2	1:06:34.704
3	1	3:41.035	2:26.138	40.738	34.159	103.2	1:10:15.739
4	1	2:02.796	46.107	42.232	34.457	192.5	1:12:18.535
5	1	2:00.687	46.208	40.207	34.272	191.1	1:14:19.222
6	1	2:02.616	46.378	41.722	34.516	193.2	1:16:21.838
7	1	2:01.242	46.268	40.541	34.433	195.6	1:18:23.080
8	1	2:00.218	46.106	40.282	33.830	184.9	1:20:23.298
9	1	2:01.244	46.654	41.003	33.587	187.1	1:22:24.542
10	1	2:00.221	46.787	39.825	33.609	189.4	1:24:24.763
11	1	1:59.316	46.060	39.702	33.554	194.9	1:26:24.079
12	1	2:01.518	45.737	41.408	34.373	194.2	1:28:25.597
13	1	1:59.836	46.490	40.033	33.313	175.8	1:30:25.433
14	1	1:59.318	46.014	39.681	33.623	193.8	1:32:24.751
15	1	2:00.755	45.987	40.877	33.891	186.2	1:34:25.506
16	1	2:00.429	46.579	40.332	33.518	184.6	1:36:25.935
17	1	1:58.973	45.940	39.843	33.190	191.1	1:38:24.908
18	1	2:00.317	46.291	40.729	33.297	196.0	1:40:25.225
19	1	3:10.414	1:56.082	40.517	33.815	198.5	1:43:35.639
20	1	2:01.638	46.657	40.699	34.282	184.9	1:45:37.277
21	1	2:01.737	46.752	40.465	34.520	190.4	1:47:39.014
22	1	1:58.980	45.688	39.988	33.304	192.5	1:49:37.994
23	1	1:59.889	46.256	40.183	33.450	198.1	1:51:37.883
24	1	1:59.443	45.735	40.366	33.342	192.8	1:53:37.326
25	1	1:59.893	45.663	40.205	34.025	189.1	1:55:37.219
26	1	2:02.939	47.355	41.624	33.960	187.8	1:57:40.158
27	1	2:01.479	46.525	40.909	34.045	183.6	1:59:41.637
28	1	2:01.701	46.065	41.371	34.265	187.5	2:01:43.338
29	1		47.738			195.2	

21

1 BOYACÁ VSR — BMW E36 325i

3 — 2 BOYACÁ VSR — ULTIMA VUELTA

Vta	D	Tiempo	Sector 1	Sector 2	Sector 3	V.Max	Elapsed
1	2	1:02:51.901	1:01:35.612	41.334	34.955	94.5	1:02:51.901
2	2	1:59.599	46.697	39.186	33.716	179.4	1:04:51.500
3	2	1:59.167	45.938	40.268	32.961	184.9	1:06:50.667
4	2	2:00.260	46.791	40.614	32.855	191.1	1:08:50.927
5	2	2:01.145	46.443	40.816	33.886	193.8	1:10:52.072
6	2	2:02.549	47.067	41.365	34.117	167.4	1:12:54.621
7	2	2:00.825	46.119	41.473	33.233	190.1	1:14:55.446
8	2	1:57.698	44.918	39.695	33.085	194.2	1:16:53.144
9	2	1:58.546	44.972	40.208	33.366	194.9	1:18:51.690
10	2	1:59.151	46.670	39.532	32.949	180.9	1:20:50.841
11	2	1:59.939	45.283	40.593	34.063	189.8	1:22:50.780
12	2	1:59.452	45.841	40.729	32.882	187.5	1:24:50.232
13	2	1:58.989	46.043	39.869	33.077	197.0	1:26:49.221
14	2	1:59.971	46.582	39.960	33.429	180.3	1:28:49.192
15	2	1:59.920	45.907	40.734	33.279	179.1	1:30:49.112
16	2	1:57.972	45.400	39.773	32.799	190.1	1:32:47.084
17	2	1:58.444	45.263	40.169	33.012	186.8	1:34:45.528
18	2	1:58.282	45.423	39.934	32.925	196.3	1:36:43.810
19	2	1:58.574	45.379	39.960	33.235	189.1	1:38:42.384
20	2	1:59.750	45.916	40.777	33.057	190.1	1:40:42.134
21	2	2:00.769	47.521	39.832	33.416	160.0	1:42:42.903
22	2	1:59.661	46.356	39.962	33.343	169.0	1:44:42.564
23	2	1:59.318	45.813	40.503	33.002	188.8	1:46:41.882
24	2	1:58.283	45.422	39.868	32.993	186.8	1:48:40.165
25	2	2:00.026	46.414	40.173	33.439	177.6	1:50:40.191
26	2	2:00.744	45.664	41.360	33.720	183.9	1:52:40.935
27	2	1:59.117	45.303	40.723	33.091	192.1	1:54:40.052
28	2	1:59.312	45.575	40.458	33.279	184.3	1:56:39.364
29	2	1:58.705	45.311	40.288	33.106	194.5	1:58:38.069
30	2	1:59.461	46.350	40.033	33.078	179.1	2:00:37.530
31	2		45.339	39.781		185.5	

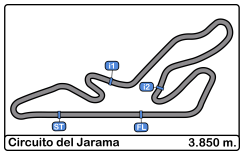

Circuito del Jarama
VI UV Endurance RACE Jarama
Carrera 4H
Tiempos Por Vuelta 2 Horas

26 — 1 KOBE MOTOR — Toyota Aygo

AYGO — 2 KOBE MOTOR — RACE

Vta	D	Tiempo		Sector 1	Sector 2	Sector 3	V.Max	Elapsed
1	1	1:01:44.892	P		1:00:58.171	46.721		1:01:44.892
2	2	4:31.310		3:02.525	49.318	39.467	83.0	1:06:16.202
3	2	2:21.963		53.222	48.769	39.972	148.3	1:08:38.165
4	2	2:23.520		53.794	48.757	40.969	150.8	1:11:01.685
5	2	2:21.004		53.309	48.569	39.126	149.1	1:13:22.689
6	2	2:21.589		54.105	48.701	38.783	151.2	1:15:44.278
7	2	2:23.365		53.217	49.584	40.564	149.3	1:18:07.643
8	2	2:22.198		54.508	48.524	39.166	147.1	1:20:29.841
9	2	2:20.608		53.222	48.316	39.070	149.7	1:22:50.449
10	2	2:21.283		53.202	48.898	39.183	148.9	1:25:11.732
11	2	2:20.212		53.091	48.242	38.879	150.4	1:27:31.944
12	2	2:23.750		54.742	48.666	40.342	148.3	1:29:55.694
13	2	2:21.483		53.297	49.088	39.098	152.5	1:32:17.177
14	2	2:21.209		53.867	48.179	39.163	147.5	1:34:38.386
15	2	2:21.292		53.873	48.292	39.127	148.5	1:36:59.678
16	2	2:21.276		53.168	49.191	38.917	148.1	1:39:20.954
17	2	2:19.383		52.578	48.076	38.729	150.8	1:41:40.337
18	2	2:19.736		52.988	48.108	38.640	150.6	1:44:00.073
19	2	2:20.369		52.958	48.398	39.013	149.3	1:46:20.442
20	2	2:20.396		53.213	48.181	39.002	150.2	1:48:40.838
21	2	2:20.594		52.862	48.863	38.869	148.3	1:51:01.432
22	2	2:19.922		53.167	47.917	38.838	151.4	1:53:21.354
23	2	2:21.356		52.743	48.367	40.246	150.8	1:55:42.710
24	2	2:23.867		54.947	48.832	40.088	150.8	1:58:06.577
25	2	2:21.302		53.819	48.255	39.228	151.2	2:00:27.879
26	2			53.247	48.568		148.7	

31 — 1 Primera Team — Nissan Primera

2 — 2 Primera Team — ESCUDERÍA LE MANS

Vta	D	Tiempo		Sector 1	Sector 2	Sector 3	V.Max	Elapsed
1	1	1:03:17.691	P			1:03:17.691		1:03:17.691
2	2	4:29.645		3:11.321	42.638	35.686	90.8	1:07:47.336
3	2	2:09.614		49.979	44.099	35.536	165.3	1:09:56.950
4	2	2:06.641		48.014	42.810	35.817	173.3	1:12:03.591
5	2	2:05.106		48.084	41.848	35.174	159.7	1:14:08.697
6	2	2:07.129		48.655	43.140	35.334	172.8	1:16:15.826
7	2	2:06.835		47.872	42.767	36.196	175.3	1:18:22.661
8	2	2:05.581		48.081	42.204	35.296	167.9	1:20:28.242
9	2	2:05.594		48.930	41.826	34.838	173.9	1:22:33.836
10	2	2:05.037		48.214	42.096	34.727	180.0	1:24:38.873
11	2	2:04.344		47.158	41.722	35.464	178.8	1:26:43.217
12	2	2:04.619		47.694	41.714	35.211	177.3	1:28:47.836
13	2	2:07.029		48.670	43.106	35.253	169.5	1:30:54.865
14	2	2:04.974		47.862	42.579	34.533	169.5	1:32:59.839
15	2	2:04.976		47.608	42.278	35.090	185.8	1:35:04.815
16	2	2:04.960		47.836	41.946	35.178	172.5	1:37:09.775
17	2	2:04.651		47.432	42.213	35.006	169.8	1:39:14.426
18	2	2:05.082		47.650	42.619	34.813	171.7	1:41:19.508
19	2	2:08.598		51.078	42.376	35.144	117.0	1:43:28.106
20	2	2:07.002		47.996	44.324	34.682	167.7	1:45:35.108
21	2	2:06.188		49.174	41.823	35.191	166.6	1:47:41.296
22	2	2:03.489		47.304	41.408	34.777	176.4	1:49:44.785
23	2	2:16.757	P	47.793	42.451	46.513	172.2	1:52:01.542

33 — 1 VAGSPEED MOTORSPORT — Citroen Saxo 8v

SAXO — 2 VAGSPEED MOTORSPORT — Óscar Bartol Leclere

Vta	D	Tiempo		Sector 1	Sector 2	Sector 3	V.Max	Elapsed
1	2	1:04:19.603		1:03:00.587	43.366	35.650	91.2	1:04:19.603
2	2	2:07.704		48.845	43.035	35.824	169.5	1:06:27.307
3	2	2:07.273		48.511	43.034	35.728	171.4	1:08:34.580
4	2	2:08.647		48.885	43.702	36.060	171.7	1:10:43.227
5	2	2:07.727		48.888	43.012	35.827	171.1	1:12:50.954
6	2	2:09.069		50.002	43.080	35.987	169.0	1:15:00.023
7	2	2:07.407		48.441	43.279	35.687	173.6	1:17:07.430
8	2	2:07.620		48.732	42.981	35.907	172.5	1:19:15.050
9	2	2:07.842		49.168	42.866	35.808	169.2	1:21:22.892
10	2	2:07.495		48.849	42.927	35.719	172.5	1:23:30.387
11	2	2:08.863		49.705	43.660	35.498	170.3	1:25:39.250
12	2	2:06.438		48.013	43.150	35.275	178.5	1:27:45.688
13	2	2:06.497		48.084	42.787	35.626	176.1	1:29:52.185
14	2	2:05.842		47.762	42.625	35.455	178.2	1:31:58.027
15	2	2:05.471		47.458	42.332	35.681	178.5	1:34:03.498
16	2	2:06.065		47.810	42.712	35.543	177.9	1:36:09.563
17	2	2:07.098		48.164	43.016	35.918	174.7	1:38:16.661
18	2	2:06.536		48.045	42.948	35.543	175.8	1:40:23.197
19	2	2:06.973		48.271	42.984	35.718	175.6	1:42:30.170
20	2	2:07.241		48.349	43.317	35.575	178.2	1:44:37.411
21	2	2:06.373		48.055	42.739	35.579	175.6	1:46:43.784
22	2	2:06.478		48.056	42.879	35.543	174.7	1:48:50.262
23	2	2:06.197		47.967	42.753	35.477	177.0	1:50:56.459
24	2	5:36.587	P	48.428	43.436	4:04.723	175.6	1:56:33.046
25	1	5:14.146		3:50.936	44.777	38.433	85.5	2:01:47.192

34 — 1 EB Racing — BMW E36 325i

3 — 2 EB Racing — ULTIMA VUELTA

Vta	D	Tiempo		Sector 1	Sector 2	Sector 3	V.Max	Elapsed
1	2	1:02:13.209		1:00:53.090	43.718	36.401		1:02:13.209
2	2	2:09.568		48.818	44.028	36.722	175.8	1:04:22.777
3	2	2:07.528		48.423	42.920	36.185	168.2	1:06:30.305
4	2	2:07.233		47.710	42.737	36.786	184.3	1:08:37.538
5	2	2:06.768		48.308	43.032	35.428	179.1	1:10:44.306
6	2	2:07.500		48.446	43.280	35.774	180.0	1:12:51.806
7	2	2:06.494		47.995	43.118	35.381	173.9	1:14:58.300
8	2	2:07.755		49.297	43.111	35.347	169.2	1:17:06.055
9	2	2:09.396		48.926	43.804	36.666	167.7	1:19:15.451
10	2	2:12.165		51.120	43.500	37.545	154.0	1:21:27.616
11	2	2:09.185		48.599	44.156	36.430	176.4	1:23:36.801
12	2	2:06.774		48.417	42.897	35.460	186.8	1:25:43.575
13	2	2:09.506		48.399	44.691	36.416	180.3	1:27:53.081
14	2	2:07.515		48.466	42.897	36.152	177.9	1:30:00.596
15	2	2:10.824		48.825	44.562	37.437	171.7	1:32:11.420
16	2	2:21.616	P	50.238	44.442	46.936	154.7	1:34:33.036
17	1	4:05.557		2:46.744	42.444	36.369	71.1	1:38:38.593
18	1	2:07.049		48.387	42.713	35.949	176.7	1:40:45.642
19	1	2:12.011		52.389	43.749	35.873	146.5	1:42:57.653
20	1	2:07.379		48.974	42.811	35.594	173.9	1:45:05.032
21	1	2:08.024		48.911	43.047	36.066	168.2	1:47:13.056
22	1	2:09.881		49.317	44.076	36.488	169.0	1:49:22.937
23	1	5:27.133	P	49.246	42.976	3:54.911	170.8	1:54:50.070
24	2	4:38.247		3:13.396	46.052	38.799	80.0	1:59:28.317
25	2	2:21.152		54.603	44.922	41.627	148.7	2:01:49.469

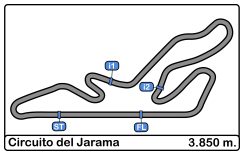

Circuito del Jarama
VI UV Endurance RACE Jarama
Carrera 4H
Tiempos Por Vuelta 2 Horas

35

1 EVC — BMW E36 325i

3 — 2 EVC — ZAMUDIO RACING ELKARTEA

Vta	D	Tiempo		Sector 1	Sector 2	Sector 3	V.Max	Elapsed
1	1	1:02:23.605	P	1:01:00.588	42.280	40.737		1:02:23.605
2	2	4:01.294		2:43.272	42.553	35.469	95.2	1:06:24.899
3	2	2:04.006		47.137	42.429	34.440	183.0	1:08:28.905
4	2	2:08.689		49.942	42.928	35.819	171.4	1:10:37.594
5	2	2:03.687		47.561	41.661	34.465	184.9	1:12:41.281
6	2	2:03.055		47.127	41.359	34.569	173.9	1:14:44.336
7	2	2:02.219		46.908	40.939	34.372	179.7	1:16:46.555
8	2	2:04.357		47.871	41.875	34.611	183.3	1:18:50.912
9	2	2:04.865		47.985	42.471	34.409	175.0	1:20:55.777
10	2	2:02.178		46.856	41.114	34.208	179.4	1:22:57.955
11	2	2:04.526		47.963	42.316	34.247	179.7	1:25:02.481
12	2	2:05.616		47.126	43.637	34.853	174.7	1:27:08.097
13	2	2:02.495		46.598	41.604	34.293	170.8	1:29:10.592
14	2	2:02.617		46.995	41.569	34.053	177.9	1:31:13.209
15	2	2:03.479		46.759	42.147	34.573	193.8	1:33:16.688
16	2	2:02.303		46.350	41.954	33.999	181.8	1:35:18.991
17	2	2:01.440		46.668	40.781	33.991	176.4	1:37:20.431
18	2	2:01.321		46.382	40.684	34.255	183.3	1:39:21.752
19	2	2:03.075		47.103	41.831	34.141	196.7	1:41:24.827
20	2	2:04.597		48.150	42.044	34.403	171.1	1:43:29.424
21	2	2:03.546		47.097	42.230	34.219	176.7	1:45:32.970
22	2	2:03.705		48.202	41.377	34.126	156.5	1:47:36.675
23	2	2:04.751		46.569	41.057	37.125	172.5	1:49:41.426
24	2	2:01.850		46.677	41.208	33.965	183.9	1:51:43.276
25	2	2:02.905		47.117	41.588	34.200	174.4	1:53:46.181
26	2	6:46.925	P	46.949	41.300	5:18.676	176.1	2:00:33.106

36

1 VSR MOTORSPORT SAXO — Citroen Saxo 1.6

SAXO — 2 VSR MOTORSPORT SAXO — ULTIMA VUELTA

Vta	D	Tiempo		Sector 1	Sector 2	Sector 3	V.Max	Elapsed
1	1	1:01:52.758	P		1:01:10.964	41.794		1:01:52.758
2	2	4:19.400		2:56.769	44.725	37.906	80.1	1:06:12.158
3	2	2:10.082		49.023	43.839	37.220	170.8	1:08:22.240
4	2	2:09.192		49.432	43.585	36.175	170.6	1:10:31.432
5	2	2:09.961		49.675	44.222	36.064	169.2	1:12:41.393
6	2	2:08.386		49.017	43.525	35.844	171.9	1:14:49.779
7	2	2:08.674		48.896	43.776	36.002	170.8	1:16:58.453
8	2	2:07.917		48.874	43.347	35.696	170.6	1:19:06.370
9	2	2:08.609		48.868	43.675	36.066	170.3	1:21:14.979
10	2	2:08.029		48.732	43.382	35.915	169.5	1:23:23.008
11	2	2:07.580		48.420	43.412	35.748	169.8	1:25:30.588
12	2	2:07.659		48.641	43.217	35.801	170.3	1:27:38.247
13	2	2:08.450		48.561	44.209	35.680	172.2	1:29:46.697
14	2	2:08.905		48.954	43.466	36.485	172.5	1:31:55.602
15	2	2:07.445		48.175	43.491	35.779	172.2	1:34:03.047
16	2	2:07.607		48.733	43.026	35.848	171.7	1:36:10.654
17	2	2:07.221		48.502	43.066	35.653	178.2	1:38:17.875
18	2	2:06.558		48.185	42.904	35.469	174.1	1:40:24.433
19	2	2:07.737		48.746	43.134	35.857	175.0	1:42:32.170
20	2	2:07.711		48.351	43.478	35.882	174.7	1:44:39.881
21	2	4:01.417	P	49.188	44.508	2:27.721	173.6	1:48:41.298
22	1	6:29.121		5:07.193	44.714	37.214	89.9	1:55:10.419
23	1	2:09.391		49.662	43.577	36.152	167.1	1:57:19.810
24	1	2:08.219		49.155	43.170	35.894	169.2	1:59:28.029
25	1	2:08.338		48.598	43.440	36.300	171.7	2:01:36.367
26	1			48.612			172.2	

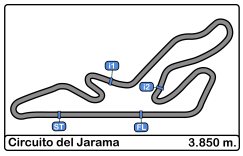

Circuito del Jarama
VI UV Endurance RACE Jarama
Carrera 4H
Tiempos Por Vuelta 2 Horas

37 — 1 MSi Race Tech — Honda Civic

1 — 2 MSi Race Tech — TEO MARTIN MOTORSPORT

Vta	D	Tiempo	Sector 1	Sector 2	Sector 3	V.Max	Elapsed
1	2	1:00:46.971			1:00:46.971		1:00:46.971
2	2	2:03.879	47.653	41.773	34.453	177.6	1:02:50.850
3	2	2:04.029	48.309	41.283	34.437	177.9	1:04:54.879
4	2	2:04.777	48.540	41.450	34.787	178.5	1:06:59.656
5	2	2:03.110	47.011	41.451	34.648	177.3	1:09:02.766
6	2	2:03.709	47.979	41.348	34.382	159.5	1:11:06.475
7	2	2:04.484	47.979	42.100	34.405	177.9	1:13:10.959
8	2	2:04.006	47.384	42.051	34.571	179.7	1:15:14.965
9	2	2:02.834	47.121	41.483	34.230	178.2	1:17:17.799
10	2	2:03.754	47.658	41.996	34.100	176.1	1:19:21.553
11	2	2:04.019	47.167	42.249	34.603	183.0	1:21:25.572
12	2	2:05.871	47.945	42.926	35.000	180.3	1:23:31.443
13	2	2:06.232	48.810	43.089	34.333	175.8	1:25:37.675
14	2	2:02.688	47.262	41.049	34.377	179.7	1:27:40.363
15	2	2:04.458	47.102	42.762	34.594	180.0	1:29:44.821
16	2	2:04.241	47.432	41.691	35.118	175.3	1:31:49.062
17	2	2:03.104	47.236	41.187	34.681	183.9	1:33:52.166
18	2	2:03.984	47.285	41.907	34.792	180.0	1:35:56.150
19	2	2:03.732	48.223	41.276	34.233	172.2	1:37:59.882
20	2	2:02.702	46.837	41.285	34.580	181.8	1:40:02.584
21	2	2:02.894	47.154	41.295	34.445	181.2	1:42:05.478
22	2	2:03.234	47.612	41.212	34.410	179.4	1:44:08.712
23	2	2:03.120	47.058	41.919	34.143	180.6	1:46:11.832
24	2	4:54.315 P	47.604	42.469	3:24.242	182.1	1:51:06.147
25	1	8:08.489	6:49.327	43.869	35.293	77.6	1:59:14.636
26	1	2:07.550	49.415	43.432	34.703	150.0	2:01:22.186
27	1		48.161			174.1	

38 — 1 RACING for ALCALA — Toyota Aygo

AYGO — 2 RACING for ALCALA — JARAMA SPORT

Vta	D	Tiempo	Sector 1	Sector 2	Sector 3	V.Max	Elapsed
1	1	1:00:47.971 P			1:00:47.971		1:00:47.971
2	2	5:01.973	3:28.669	51.320	41.984	73.4	1:05:49.944
3	2	2:28.526	56.825	50.531	41.170		1:08:18.470
4	2	2:30.324	55.479	52.607	42.238	148.5	1:10:48.794
5	2	2:27.130	56.117	50.110	40.903		1:13:15.924
6	2	2:25.984	55.379	50.133	40.472	149.3	1:15:41.908
7	2	2:25.424	54.513	50.100	40.811	146.9	1:18:07.332
8	2	2:27.671	55.666	50.764	41.241		1:20:35.003
9	2	2:27.126	55.959	50.690	40.477	148.1	1:23:02.129
10	2	2:25.004	54.626	49.848	40.530	149.1	1:25:27.133
11	2	2:29.476	55.474	52.750	41.252		1:27:56.609
12	2	2:26.042	54.821	50.342	40.879	147.7	1:30:22.651
13	2	2:24.650	55.228	49.576	39.846	147.3	1:32:47.301
14	2	2:24.112	54.600	49.579	39.933	147.7	1:35:11.413
15	2	2:23.843	54.392	49.522	39.929	147.9	1:37:35.256
16	2	2:25.622	55.376	50.389	39.857		1:40:00.878
17	2	2:24.640	55.386	49.294	39.960	147.7	1:42:25.518
18	2	2:25.015	55.175	49.938	39.902	150.2	1:44:50.533
19	2	2:24.107	54.723	49.489	39.895	147.3	1:47:14.640
20	2	2:23.470	54.393	49.400	39.677	150.0	1:49:38.110
21	2	2:23.794	54.478	49.243	40.073	149.1	1:52:01.904
22	2	2:24.253	54.592	49.726	39.935	148.1	1:54:26.157
23	2	2:24.628	54.791	49.911	39.926	147.3	1:56:50.785
24	2	2:24.329	54.440	50.159	39.730	147.3	1:59:15.114
25	2	2:31.189 P	54.652	50.272	46.265		2:01:46.303

39 — 1 GT SPORT — Citroen Saxo 1.6

SAXO — 2 GT SPORT — ULTIMA VUELTA

Vta	D	Tiempo	Sector 1	Sector 2	Sector 3	V.Max	Elapsed
1	2	1:02:07.512		1:01:25.945	41.567		1:02:07.512
2	2	2:28.070	57.376	49.748	40.946	149.1	1:04:35.582
3	2	2:25.838	54.951	50.552	40.335	144.9	1:07:01.420
4	2	2:24.229	54.462	48.733	41.034	153.1	1:09:25.649
5	2	2:22.762	55.038	47.360	40.364	149.3	1:11:48.411
6	2	2:18.721	52.839	47.222	38.660	158.8	1:14:07.132
7	2	2:22.240	56.114	47.712	38.414	166.1	1:16:29.372
8	2	2:17.531	52.553	47.121	37.857	162.1	1:18:46.903
9	2	2:16.356	51.580	46.927	37.849	161.4	1:21:03.259
10	2	2:16.496	52.316	46.324	37.856	166.4	1:23:19.755
11	2	2:15.366	51.531	45.850	37.985	160.9	1:25:35.121
12	2	2:15.179	51.772	46.177	37.230	163.6	1:27:50.300
13	2	2:12.624	50.665	45.294	36.665	167.7	1:30:02.924
14	2	2:14.014	50.926	44.879	38.209	168.7	1:32:16.938
15	2	2:13.906	50.419	45.615	37.872	166.9	1:34:30.844
16	2	2:12.345	50.740	44.612	36.993	160.7	1:36:43.189
17	2	2:11.513	50.459	44.448	36.606	164.6	1:38:54.702
18	2	2:22.618	50.088	44.662	47.868	169.0	1:41:17.320
19	2	2:14.473	52.178	45.117	37.178	140.2	1:43:31.793
20	2	2:12.400	50.142	45.388	36.870	170.8	1:45:44.193
21	2	2:13.892	51.375	44.672	37.845	163.8	1:47:58.085
22	2	2:15.428	51.735	45.755	37.938	162.6	1:50:13.513
23	2	2:26.179 P	51.512	46.479	48.188	156.5	1:52:39.692
24	1	5:10.067	3:47.094	46.320	36.653	79.8	1:57:49.759
25	1	2:12.767	50.276	45.238	37.253	167.4	2:00:02.526
26	1	2:12.645	50.165	46.229	36.251	164.3	2:02:15.171

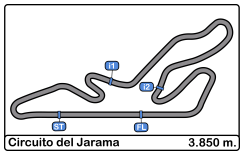

Circuito del Jarama
VI UV Endurance RACE Jarama
Carrera 4H
Tiempos Por Vuelta 2 Horas

40

1 UV - TECSPORT — Citroen Saxo 1.6

SAXO — 2 UV - TECSPORT — ÚLTIMA VUELTA

Vta	D	Tiempo	Sector 1	Sector 2	Sector 3	V.Max	Elapsed
1	2	1:02:01.444		1:01:21.750	39.694		1:02:01.444
2	2	2:21.631	53.258	47.201	41.172	154.7	1:04:23.075
3	2	2:20.921	53.837	47.545	39.539	151.2	1:06:43.996
4	2	2:26.476	55.716	49.722	41.038	157.4	1:09:10.472
5	2	2:24.499	54.311	50.088	40.100	152.7	1:11:34.971
6	2	2:23.739	53.992	48.184	41.563	156.2	1:13:58.710
7	2	2:44.256	1:11.865	51.909	40.482	159.0	1:16:42.966
8	2	2:23.463	54.647	48.930	39.886	151.2	1:19:06.429
9	2	2:22.859	53.023	47.393	42.443	154.7	1:21:29.288
10	2	2:23.562	55.323	48.607	39.632	143.2	1:23:52.850
11	2	2:21.974	53.255	48.124	40.595	153.4	1:26:14.824
12	2	2:23.472	53.584	49.747	40.141	152.5	1:28:38.296
13	2	2:23.022	54.644	49.424	38.954	151.4	1:31:01.318
14	2	2:23.774	54.855	48.790	40.129	156.9	1:33:25.092
15	2	2:27.359	54.814	50.035	42.510	144.0	1:35:52.451
16	2	2:25.393	57.213	48.096	40.084	151.6	1:38:17.844
17	2	2:24.221	55.696	48.536	39.989	150.8	1:40:42.065
18	2	2:24.595	56.705	48.703	39.187	154.0	1:43:06.660
19	2	2:21.108	54.514	47.570	39.024	146.5	1:45:27.768
20	2	2:23.338	55.010	49.148	39.180	158.1	1:47:51.106
21	2	2:24.782	53.571	50.130	41.081	157.6	1:50:15.888
22	2	2:29.049	55.790	52.869	40.390	144.1	1:52:44.937
23	2	2:28.124	57.463	50.075	40.586	152.3	1:55:13.061
24	2	7:02.596 P	54.498	48.736	5:19.362	138.2	2:02:15.657

41

1 ÚLTIMA VUELTA — Citroen AX

1 — 2 ÚLTIMA VUELTA — ÚLTIMA VUELTA

Vta	D	Tiempo	Sector 1	Sector 2	Sector 3	V.Max	Elapsed
1	1	1:01:03.821 P			1:01:03.821		1:01:03.821
2	2	4:32.304	3:14.959	42.624	34.721	88.3	1:05:36.125
3	2	2:05.254	48.676	41.937	34.641	163.1	1:07:41.379
4	2	2:03.358	47.348	41.398	34.612	175.3	1:09:44.737
5	2	2:03.023	46.975	41.317	34.731	180.0	1:11:47.760
6	2	2:05.817	47.321	43.485	35.011	170.0	1:13:53.577
7	2	2:02.452	46.992	41.099	34.361	179.7	1:15:56.029
8	2	2:03.457	47.460	41.423	34.574	174.1	1:17:59.486
9	2	2:02.919	47.435	41.228	34.256	172.8	1:20:02.405
10	2	2:03.815	47.703	41.708	34.404	171.7	1:22:06.220
11	2	2:03.467	47.739	41.050	34.678	169.0	1:24:09.687
12	2	2:02.306	47.203	40.938	34.165	177.6	1:26:11.993
13	2	2:03.160	47.286	41.735	34.139	170.3	1:28:15.153
14	2	2:03.762	47.506	41.793	34.463	174.4	1:30:18.915
15	2	2:03.267	47.578	41.320	34.369	174.7	1:32:22.182
16	2	2:04.342	47.297	42.887	34.158	176.7	1:34:26.524
17	2	2:02.855	47.386	41.162	34.307	178.8	1:36:29.379
18	2	2:03.265	47.465	41.238	34.562	171.7	1:38:32.644
19	2	2:04.340	47.497	41.833	35.010	176.1	1:40:36.984
20	2	2:03.260	47.518	41.604	34.138	164.3	1:42:40.244
21	2	2:03.036	47.828	40.659	34.549	180.3	1:44:43.280
22	2	2:03.889	47.697	41.412	34.780	183.3	1:46:47.169
23	2	2:02.988	46.774	41.302	34.912	177.3	1:48:50.157
24	2	2:04.132	47.368	41.526	35.238	182.4	1:50:54.289
25	2	2:02.837	46.940	41.208	34.689	182.7	1:52:57.126
26	2	2:03.286	47.176	41.532	34.578	180.9	1:55:00.412
27	2	2:04.190	47.776	41.193	35.221	174.4	1:57:04.602
28	2	2:04.772	47.647	42.038	35.087	172.8	1:59:09.374
29	2	2:03.101	47.101	41.729	34.271	176.1	2:01:12.475
30	2		47.658			173.3	

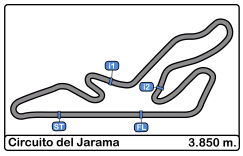

Circuito del Jarama
VI UV Endurance RACE Jarama
Carrera 4H
Tiempos Por Vuelta 2 Horas

42

1 Fuñigators Team — Citroen Saxo 1.6
SAXO — 2 Fuñigators Team — JORGE OTERO AGREDA

Vta	D	Tiempo		Sector 1	Sector 2	Sector 3	V.Max	Elapsed
1	1	1:04:49.263	P	1:01:10.998	43.377	2:54.888		1:04:49.263
2	2	5:10.494		3:51.027	43.550	35.917	90.7	1:09:59.757
3	2	2:08.398		49.389	43.381	35.628	171.7	1:12:08.155
4	2	2:07.661		48.935	43.324	35.402	171.9	1:14:15.816
5	2	2:08.764		48.937	44.058	35.769	172.5	1:16:24.580
6	2	2:07.179		48.680	42.991	35.508	173.3	1:18:31.759
7	2	2:06.998		48.635	42.812	35.551	173.9	1:20:38.757
8	2	2:07.009		48.552	42.765	35.692	173.0	1:22:45.766
9	2	2:09.063		49.568	43.707	35.788	172.8	1:24:54.829
10	2	2:08.370		48.868	43.449	36.053	171.1	1:27:03.199
11	2	2:07.637		48.927	43.191	35.519	172.2	1:29:10.836
12	2	2:08.108		48.529	43.731	35.848	173.3	1:31:18.944
13	2	2:07.352		48.560	43.128	35.664	173.0	1:33:26.296
14	2	2:07.409		48.774	43.116	35.519	173.6	1:35:33.705
15	2	2:07.166		48.277	43.086	35.803	173.0	1:37:40.871
16	2	2:08.386		49.581	43.128	35.677	175.3	1:39:49.257
17	2	2:07.617		48.703	43.270	35.644	171.7	1:41:56.874
18	2	2:08.143		48.526	43.753	35.864	171.4	1:44:05.017
19	2	2:07.885		48.514	43.295	36.076	173.9	1:46:12.902
20	2	2:07.765		48.238	43.583	35.944	174.4	1:48:20.667
21	2	2:07.600		48.351	43.641	35.608	173.3	1:50:28.267
22	2	2:08.530		48.891	43.860	35.779	173.3	1:52:36.797
23	2	2:10.436		49.051	44.219	37.166	170.8	1:54:47.233
24	2	2:10.302		49.548	43.828	36.926	166.9	1:56:57.535
25	2			51.625	44.413		146.7	

43

1 CLEMENTE ARROYO — Citroen Saxo 1.6
SAXO — 2 CLEMENTE ARROYO — AD CLEMENTE ARROYO

Vta	D	Tiempo		Sector 1	Sector 2	Sector 3	V.Max	Elapsed
1	2	1:02:29.995		1:01:04.371	46.880	38.744		1:02:29.995
2	2	2:19.291		53.554	46.264	39.473	156.2	1:04:49.286
3	2	2:19.126		54.234	46.495	38.397	160.9	1:07:08.412
4	2	2:17.536		52.666	46.057	38.813	160.7	1:09:25.948
5	2	2:15.615		52.464	45.473	37.678	157.4	1:11:41.563
6	2	2:15.171		51.571	45.224	38.376	163.8	1:13:56.734
7	2	2:13.173		51.496	44.922	36.755	165.8	1:16:09.907
8	2	2:13.324		50.730	44.615	37.979	164.6	1:18:23.231
9	2	2:14.298		51.874	45.483	36.941	157.6	1:20:37.529
10	2	2:15.727		51.899	45.808	38.020	160.2	1:22:53.256
11	2	2:15.201		51.978	45.492	37.731	156.9	1:25:08.457
12	2	2:12.407		50.557	44.818	37.032	168.2	1:27:20.864
13	2	2:11.825		50.072	44.448	37.305	167.7	1:29:32.689
14	2	2:11.596		49.886	44.924	36.786	167.9	1:31:44.285
15	2	2:12.007		50.034	44.959	37.014	167.7	1:33:56.292
16	2	2:10.934		50.178	43.770	36.986	171.7	1:36:07.226
17	2	2:10.626		49.563	43.905	37.158	166.4	1:38:17.852
18	2	2:11.732		50.143	44.816	36.773	165.8	1:40:29.584
19	2	2:10.621		49.798	44.195	36.628	171.9	1:42:40.205
20	2	4:14.478	P	50.384	44.288	2:39.806	171.1	1:46:54.683
21	1	10:48.299		9:24.172	46.056	38.071	74.2	1:57:42.982
22	1	2:13.848		50.819	45.986	37.043	152.7	1:59:56.830
23	1	2:12.129		50.312	45.125	36.692	166.1	2:02:08.959

44

1 ALVITRUCKSPORT — CITROEN SAXO 1.6
SAXO — 2 ALVITRUCKSPORT — ULTIMA VUELTA

Vta	D	Tiempo	Sector 1	Sector 2	Sector 3	V.Max	Elapsed
1	2	1:13:52.931	1:12:30.689	44.601	37.641	88.5	1:13:52.931
2	2	2:09.562	49.543	43.438	36.581	166.4	1:16:02.493
3	2	2:08.639	49.141	43.503	35.995	169.2	1:18:11.132
4	2	2:08.296	48.860	43.420	36.016	169.8	1:20:19.428
5	2	2:08.967	49.075	43.851	36.041	165.1	1:22:28.395
6	2	2:10.247	50.095	43.384	36.768	166.9	1:24:38.642
7	2	2:08.403	48.920	43.587	35.896	169.8	1:26:47.045
8	2	2:08.685	49.326	43.451	35.908	171.1	1:28:55.730
9	2	2:08.045	48.841	43.405	35.799	168.7	1:31:03.775
10	2	2:08.751	48.782	44.072	35.897	172.2	1:33:12.526
11	2	2:09.639	48.744	44.454	36.441	169.8	1:35:22.165
12	2	2:07.991	48.598	43.442	35.951	170.0	1:37:30.156
13	2	2:08.820	48.655	44.110	36.055	170.0	1:39:38.976
14	2	2:07.114	48.263	43.155	35.696	171.7	1:41:46.090
15	2	2:07.430	48.660	43.126	35.644	171.4	1:43:53.520
16	2	2:08.100	49.004	43.419	35.677	173.0	1:46:01.620
17	2	2:07.468	48.538	43.197	35.733	170.6	1:48:09.088
18	2	2:08.361	48.437	43.722	36.202	172.2	1:50:17.449
19	2	2:09.150	48.558	44.639	35.953	172.5	1:52:26.599
20	2	2:09.339	49.826	43.517	35.996	171.7	1:54:35.938
21	2	2:08.089	48.615	43.657	35.817	170.8	1:56:44.027
22	2	2:07.420	48.388	43.183	35.849	170.6	1:58:51.447
23	2	2:07.324	48.495	43.302	35.527	169.8	2:00:58.771
24	2		48.504	43.325		169.5	

45

1 Art Motorsport — Citroen Saxo 1.6
SAXO — 2 Art Motorsport — JARAMA SPORT

Vta	D	Tiempo		Sector 1	Sector 2	Sector 3	V.Max	Elapsed
1	2	1:04:21.597		1:03:00.815	44.648	36.134	97.3	1:04:21.597
2	2	2:08.183		48.824	42.849	36.510	167.7	1:06:29.780
3	2	2:08.098		49.162	42.929	36.007	168.7	1:08:37.878
4	2	2:08.137		49.042	42.827	36.268	171.4	1:10:46.015
5	2	2:07.563		49.024	42.744	35.795	170.3	1:12:53.578
6	2	2:08.129		49.051	43.181	35.897	171.4	1:15:01.707
7	2	2:07.558		48.701	43.032	35.825	171.1	1:17:09.265
8	2	2:07.698		49.479	42.807	35.412	173.9	1:19:16.963
9	2	2:07.494		48.942	42.816	35.736	171.7	1:21:24.457
10	2	2:08.658		48.958	43.713	35.987	175.0	1:23:33.115
11	2	2:06.903		48.535	42.872	35.496	168.2	1:25:40.018
12	2	2:09.091		48.438	44.589	36.064	174.1	1:27:49.109
13	2	2:06.367		48.320	42.622	35.425	170.8	1:29:55.476
14	2	2:07.268		48.645	42.921	35.702	171.7	1:32:02.744
15	2	2:06.881		48.641	42.781	35.459	168.7	1:34:09.625
16	2	2:06.800		48.538	42.899	35.363	169.8	1:36:16.425
17	2	2:08.129		48.957	43.429	35.743	165.6	1:38:24.554
18	2	2:09.014		49.022	43.952	36.040	164.6	1:40:33.568
19	2	4:21.660	P	49.904	43.580	2:48.176	162.4	1:44:55.228
20	1	4:59.532		3:39.838	43.202	36.492	92.0	1:49:54.760
21	1	2:08.184		49.607	43.095	35.482	164.8	1:52:02.944
22	1	2:08.203		49.017	43.460	35.726	169.0	1:54:11.147
23	1	2:15.655	P	49.205	43.572	42.878	167.4	1:56:26.802
24	2	6:02.893		4:41.843	44.203	36.847	87.0	2:02:29.695

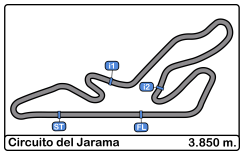

Circuito del Jarama
VI UV Endurance RACE Jarama
Carrera 4H
Tiempos Por Vuelta 2 Horas

46

1 4 HOMBRES Y 1 MIATA — MAZDA MX5

2 — 2 4 HOMBRES Y 1 MIATA — ULTIMA VUELTA

Vta	D	Tiempo		Sector 1	Sector 2	Sector 3	V.Max	Elapsed
1	2	1:01:11.501			1:00:36.322	35.179		1:01:11.501
2	2	2:06.480		48.060	42.042	36.378	169.2	1:03:17.981
3	2	2:04.632		47.468	42.223	34.941	172.5	1:05:22.613
4	2	2:05.107		47.248	42.671	35.188	172.2	1:07:27.720
5	2	2:05.060		47.841	42.281	34.938	170.0	1:09:32.780
6	2	2:04.852		47.716	42.284	34.852	171.4	1:11:37.632
7	2	2:06.432		48.031	43.342	35.059	171.4	1:13:44.064
8	2	4:09.807	P	47.438	42.247	2:40.122	170.3	1:17:53.871
9	1	20:55.883		19:36.825	43.746	35.312	89.1	1:38:49.754
10	1	2:08.224		48.956	43.059	36.209	169.5	1:40:57.978
11	1	2:08.832		49.845	43.076	35.911	145.9	1:43:06.810
12	1	2:06.722		48.953	42.412	35.357	164.1	1:45:13.532
13	1	2:06.384		48.206	43.083	35.095	169.8	1:47:19.916
14	1	2:06.421		48.616	42.738	35.067	170.0	1:49:26.337
15	1	2:07.078		48.250	43.188	35.640	168.2	1:51:33.415
16	1	2:07.722		48.281	43.820	35.621	166.4	1:53:41.137
17	1	2:06.275		48.249	42.868	35.158	168.4	1:55:47.412
18	1	2:06.826		49.001	42.453	35.372	168.7	1:57:54.238
19	1	2:08.659		48.273	43.423	36.963	169.8	2:00:02.897
20	1	2:09.688		50.466	44.284	34.938	170.3	2:02:12.585

47

1 ALFRA-CLIMALEC — Citroen Saxo 1.6

SAXO — 2 ALFRA-CLIMALEC — ÚLTIMA VUELTA

Vta	D	Tiempo		Sector 1	Sector 2	Sector 3	V.Max	Elapsed
1	1	1:04:54.685	P	1:01:11.282	43.430	2:59.973		1:04:54.685
2	2	6:33.226		5:02.046	49.282	41.898	75.9	1:11:27.911
3	2	2:26.451		55.441	49.798	41.212	135.5	1:13:54.362
4	2	2:27.681		55.525	50.791	41.365	155.8	1:16:22.043
5	2	2:27.573		57.154	49.554	40.865	154.9	1:18:49.616
6	2	2:28.559		57.140	50.493	40.926	142.8	1:21:18.175
7	2	2:27.188		55.464	50.548	41.176	156.2	1:23:45.363
8	2	2:25.471		56.951	47.735	40.785	152.9	1:26:10.834
9	2	2:25.086		55.095	48.860	41.131	141.7	1:28:35.920
10	2	2:23.050		54.723	47.926	40.401	139.8	1:30:58.970
11	2	2:24.786		54.297	48.651	41.838	151.4	1:33:23.756
12	2	2:26.875		55.429	48.578	42.868	141.9	1:35:50.631
13	2	2:23.946		55.904	47.771	40.271	154.9	1:38:14.577
14	2	2:25.293		55.111	49.433	40.749	158.1	1:40:39.870
15	2	2:25.809		55.707	49.614	40.488	136.0	1:43:05.679
16	2	2:24.890		56.534	48.596	39.760	151.0	1:45:30.569
17	2	2:26.960		57.099	49.541	40.320	140.4	1:47:57.529
18	2	2:23.814		54.272	48.163	41.379	154.7	1:50:21.343
19	2	2:27.091		56.339	49.663	41.089	151.6	1:52:48.434
20	2	2:25.256		56.069	49.061	40.126	150.2	1:55:13.690
21	2	2:23.827		56.420	48.074	39.333	137.4	1:57:37.517
22	2	2:21.415		53.524	48.362	39.529	151.8	1:59:58.932
23	2	2:22.788		54.660	48.609	39.519	152.3	2:02:21.720

48

1 AMAZON SPORT 1 — VW Golf

2 — 2 AMAZON SPORT 1 — A.E.C.D.

Vta	D	Tiempo		Sector 1	Sector 2	Sector 3	V.Max	Elapsed
1	2	1:01:39.953			1:00:58.658	41.295		1:01:39.953
2	2	2:25.429		55.742	49.467	40.220	134.4	1:04:05.382
3	2	2:30.078		53.105	50.879	46.094	120.4	1:06:35.460
4	2	2:25.279		52.709	51.268	41.302	144.0	1:09:00.739
5	2	2:28.052		58.074	49.716	40.262	126.1	1:11:28.791
6	2	2:31.577		55.464	50.434	45.679	128.5	1:14:00.368
7	2	2:26.651		53.710	51.222	41.719	137.5	1:16:27.019
8	2	2:30.191		56.958	51.441	41.792	146.1	1:18:57.210
9	2	2:21.693		53.229	48.407	40.057	144.9	1:21:18.903
10	2	2:27.947		56.105	50.348	41.494	146.3	1:23:46.850
11	2	2:24.721		56.406	49.047	39.268	145.5	1:26:11.571
12	2	2:24.969		55.195	49.950	39.824	142.4	1:28:36.540
13	2	2:26.197		57.078	50.901	38.218	138.2	1:31:02.737
14	2	2:26.282		54.442	51.124	40.716	149.1	1:33:29.019
15	2	2:25.109		56.624	50.645	37.840	139.3	1:35:54.128
16	2	2:21.214		54.123	47.972	39.119	133.6	1:38:15.342
17	2	2:27.332		57.017	48.136	42.179	146.7	1:40:42.674
18	2	2:27.097		56.699	49.588	40.810	135.8	1:43:09.771
19	2	2:21.555		53.001	49.051	39.503	146.9	1:45:31.326
20	2	2:27.981		57.565	49.150	41.266	136.1	1:47:59.307
21	2	2:22.968		53.207	48.510	41.251	147.7	1:50:22.275
22	2	5:31.232	P	56.502	50.495	3:44.235	138.9	1:55:53.507
23	1	5:54.632		4:05.495	59.946	49.191	82.1	2:01:48.139

49

1 AMAZON SPORT 2 — VW Golf

2 — 2 AMAZON SPORT 2 — A.E.C.D.

Vta	D	Tiempo		Sector 1	Sector 2	Sector 3	V.Max	Elapsed
1	1	1:01:10.342	P			1:01:10.342		1:01:10.342
2	2	4:37.509		3:11.624	46.917	38.968	76.7	1:05:47.851
3	2	2:23.072		54.428	48.162	40.482	162.1	1:08:10.923
4	2	2:19.777		54.043	46.510	39.224	170.3	1:10:30.700
5	2	2:22.407		55.572	46.778	40.057	158.1	1:12:53.107
6	2	2:20.959		55.241	47.376	38.342	156.0	1:15:14.066
7	2	2:20.234		53.646	49.147	37.441	170.0	1:17:34.300
8	2	2:19.174		51.417	48.454	39.303	169.5	1:19:53.474
9	2	2:18.359		51.513	48.861	37.985	168.2	1:22:11.833
10	2	2:16.020		50.971	46.310	38.739	170.6	1:24:27.853
11	2	2:16.625		51.397	45.922	39.306	167.7	1:26:44.478
12	2	2:16.957		51.400	47.492	38.065	171.1	1:29:01.435
13	2	2:19.173		50.390	48.869	39.914	175.6	1:31:20.608
14	2	2:11.413		50.081	44.365	36.967	168.2	1:33:32.021
15	2	2:19.817		51.655	46.839	41.323	161.4	1:35:51.838
16	2	2:15.651		53.073	45.933	36.645	156.9	1:38:07.489
17	2	2:11.555		49.518	44.722	37.315	165.1	1:40:19.044
18	2	2:19.817		50.846	50.646	38.325	173.6	1:42:38.861
19	2	2:16.038		53.005	45.374	37.659	175.6	1:44:54.899
20	2	2:13.888		50.835	45.504	37.549	168.4	1:47:08.787
21	2	2:12.733		50.401	45.359	36.973	168.4	1:49:21.520
22	2	2:13.449		49.332	46.832	37.285	175.8	1:51:34.969
23	2	2:18.075		52.740	46.245	39.090	175.0	1:53:53.044
24	2	2:11.872		50.400	44.811	36.661	168.7	1:56:04.916
25	2			49.241	44.479		177.3	

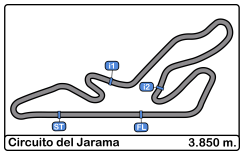

Circuito del Jarama
VI UV Endurance RACE Jarama
Carrera 4H
Tiempos Por Vuelta 2 Horas

51

1 TMA-PADRISA-GTPERFORMANCE — Citroen Saxo 1.6
SAXO — 2 TMA-PADRISA-GTPERFORMANCE — PARADINAS MOTORSPORT

Vta	D	Tiempo		Sector 1	Sector 2	Sector 3	V.Max	Elapsed
1	1	1:01:05.662	P			1:01:05.662		1:01:05.662
2	2	4:15.342		2:54.227	44.329	36.786	91.2	1:05:21.004
3	2	2:12.288		50.931	44.672	36.685	164.6	1:07:33.292
4	2	2:10.491		49.698	44.221	36.572	165.3	1:09:43.783
5	2	2:10.954		49.934	44.592	36.428	159.0	1:11:54.737
6	2	2:10.666		49.654	44.613	36.399	166.6	1:14:05.403
7	2	2:13.491		50.601	45.956	36.934	164.1	1:16:18.894
8	2	2:12.111		51.468	44.434	36.209	166.4	1:18:31.005
9	2	2:10.861		50.625	44.044	36.192	153.6	1:20:41.866
10	2	2:12.971		49.949	44.806	38.216	166.9	1:22:54.837
11	2	2:11.974		49.675	44.645	37.654	165.1	1:25:06.811
12	2	2:10.016		49.399	44.310	36.307	163.8	1:27:16.827
13	2	2:09.596		49.165	44.324	36.107	166.4	1:29:26.423
14	2	2:09.181		49.168	43.988	36.025	167.4	1:31:35.604
15	2	2:11.166		50.033	44.961	36.172	163.3	1:33:46.770
16	2	2:13.426		49.959	45.678	37.789	166.6	1:36:00.196
17	2	2:10.788		49.709	44.678	36.401	164.6	1:38:10.984
18	2	2:09.703		49.408	44.131	36.164	167.1	1:40:20.687
19	2	2:11.770		49.804	43.719	38.247	168.7	1:42:32.457
20	2	2:08.122		48.743	43.587	35.792	165.8	1:44:40.579
21	2	2:10.984		49.637	44.988	36.359	170.8	1:46:51.563
22	2	6:10.067	P	49.213	45.128	4:35.726	167.9	1:53:01.630
23	1	6:21.799		4:56.296	47.614	37.889	69.8	1:59:23.429
24	1	2:12.745		50.821	45.183	36.741	156.7	2:01:36.174
25	1			55.290			163.6	

52

1 JL CRESPILLO TEAM — Citroen Saxo 1.6
SAXO — 2 JL CRESPILLO TEAM — ESCUDERIA CENTRO

Vta	D	Tiempo		Sector 1	Sector 2	Sector 3	V.Max	Elapsed
1	2	1:06:07.871		1:04:41.808	47.340	38.723	66.8	1:06:07.871
2	2	2:20.172		52.610	47.971	39.591	154.9	1:08:28.043
3	2	2:21.494		53.445	47.008	41.041	154.2	1:10:49.537
4	2	2:49.611	P	1:11.104	49.019	49.488	167.7	1:13:39.148
5	1	3:57.289		2:28.311	49.929	39.049	62.9	1:17:36.437
6	1	2:22.804		53.936	49.127	39.741	154.5	1:19:59.241
7	1	2:22.595		54.559	48.311	39.725	151.6	1:22:21.836
8	1	2:26.375		57.073	50.061	39.241	146.9	1:24:48.211
9	1	2:25.343		55.207	50.646	39.490	145.5	1:27:13.554
10	1	2:20.040		53.755	47.456	38.829	154.9	1:29:33.594
11	1	2:22.944		53.698	48.523	40.723	150.2	1:31:56.538
12	1	2:23.120		56.008	48.312	38.800	137.4	1:34:19.658
13	1	2:23.515		56.717	48.164	38.634	156.0	1:36:43.173
14	1	2:19.918		54.371	47.245	38.302	136.0	1:39:03.091
15	1	2:20.396		54.323	48.203	37.870	150.4	1:41:23.487
16	1	2:28.133		59.573	48.252	40.308	135.8	1:43:51.620
17	1	2:19.533		53.398	46.701	39.434	160.9	1:46:11.153
18	1	2:20.545		54.028	47.473	39.044	154.0	1:48:31.698
19	1	2:25.279		56.800	47.631	40.848	153.4	1:50:56.977
20	1	2:23.275		55.591	48.155	39.529	151.6	1:53:20.252
21	1	2:22.227		53.053	47.749	41.425	152.7	1:55:42.479
22	1	2:22.915		55.326	47.711	39.878	149.5	1:58:05.394
23	1	2:32.161	P	54.292	46.426	51.443	142.6	2:00:37.555

53

1 ELADIO MOTOR — Citroen Saxo 1.6
SAXO — 2 ELADIO MOTOR — ÚLTIMA VUELTA

Vta	D	Tiempo		Sector 1	Sector 2	Sector 3	V.Max	Elapsed
1	1	1:01:39.545	P			1:01:39.545		1:01:39.545
2	2	7:46.255		6:19.172	47.096	39.987	86.3	1:09:25.800
3	2	2:16.440		53.449	45.638	37.353	157.8	1:11:42.240
4	2	2:14.720		51.438	45.874	37.408	160.4	1:13:56.960
5	2	2:13.933		52.189	44.878	36.866	161.9	1:16:10.893
6	2	2:12.421		50.331	44.441	37.649	166.4	1:18:23.314
7	2	2:11.719		50.492	44.501	36.726	162.6	1:20:35.033
8	2	2:10.520		49.780	43.899	36.841	169.5	1:22:45.553
9	2	2:12.547		50.891	44.879	36.777	165.6	1:24:58.100
10	2	2:11.532		49.461	44.622	37.449	169.8	1:27:09.632
11	2	2:10.115		49.718	43.724	36.673	168.4	1:29:19.747
12	2	2:10.031		50.025	43.895	36.111	167.4	1:31:29.778
13	2	2:09.619		49.725	43.643	36.251	167.1	1:33:39.397
14	2	2:11.098		49.199	44.522	37.377	170.3	1:35:50.495
15	2	2:09.052		49.453	43.391	36.208	167.9	1:37:59.547
16	2	2:09.710		49.890	43.292	36.528	166.1	1:40:09.257
17	2	2:09.407		49.343	43.690	36.374	169.0	1:42:18.664
18	2	2:09.272		49.545	43.563	36.164	167.9	1:44:27.936
19	2	2:08.793		49.370	43.436	35.987	169.8	1:46:36.729
20	2	2:08.788		49.136	43.545	36.107	168.4	1:48:45.517
21	2	2:08.882		49.305	43.417	36.160	168.4	1:50:54.399
22	2	2:10.953		50.007	44.592	36.354	169.8	1:53:05.352
23	2	2:08.917		49.215	43.560	36.142	169.8	1:55:14.269
24	2	2:09.021		49.174	43.734	36.113	169.0	1:57:23.290
25	2	2:12.830		52.755	43.746	36.329	169.0	1:59:36.120
26	2	2:12.191		49.618	45.579	36.994	168.4	2:01:48.311

54

1 VINELIT RACING GRAPHICS — Peugeot 205
2 — 2 VINELIT RACING GRAPHICS — ÚLTIMA VUELTA

Vta	D	Tiempo		Sector 1	Sector 2	Sector 3	V.Max	Elapsed
1	1	1:03:25.465	P			1:03:25.465		1:03:25.465
2	2	4:39.688		3:19.794	43.513	36.381	89.7	1:08:05.153
3	2	2:07.708		49.741	42.479	35.488	164.6	1:10:12.861
4	2	2:08.697		48.373	45.482	34.842	185.5	1:12:21.558
5	2	2:04.737		47.980	41.920	34.837	180.6	1:14:26.295
6	2	2:07.676		49.240	43.463	34.973	160.7	1:16:33.971
7	2	2:06.398		48.904	43.043	34.451	165.8	1:18:40.369
8	2	2:05.524		47.230	42.576	35.718	186.2	1:20:45.893
9	2	2:04.778		47.766	42.047	34.965	177.9	1:22:50.671
10	2	2:06.296		48.084	42.122	36.090	171.1	1:24:56.967
11	2	2:06.359		47.585	43.050	35.724	180.3	1:27:03.326
12	2	2:05.884		48.224	43.155	34.505	183.9	1:29:09.210
13	2	2:03.157		47.120	41.731	34.306	175.3	1:31:12.367
14	2	2:10.306		48.951	43.319	38.036	193.8	1:33:22.673
15	2	2:06.841		49.031	42.327	35.483	177.6	1:35:29.514
16	2	2:09.173		48.523	43.984	36.666	181.5	1:37:38.687
17	2	2:12.396		52.520	44.293	35.583	161.6	1:39:51.083
18	2	2:07.488		47.690	43.728	36.070	173.6	1:41:58.571
19	2	2:05.244		48.173	42.146	34.925	172.8	1:44:03.815
20	2	2:05.554		47.704	42.165	35.685	173.6	1:46:09.369
21	2	2:06.204		48.335	42.451	35.418	168.7	1:48:15.573
22	2	2:07.018		49.377	42.199	35.442	175.8	1:50:22.591
23	2	2:24.355		57.209	46.834	40.312	169.8	1:52:46.946
24	2	6:12.730	P	54.033	50.078	4:28.619	146.5	1:58:59.676

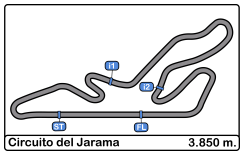

Circuito del Jarama
VI UV Endurance RACE Jarama
Carrera 4H
Tiempos Por Vuelta 2 Horas

55 — 1 SABUESOS TEAM — BMW E36 320i

2 — 2 SABUESOS TEAM — ULTIMA VUELTA

Vta	D	Tiempo	Sector 1	Sector 2	Sector 3	V.Max	Elapsed
1	1	1:02:10.155	1:00:48.815	45.239	36.101		1:02:10.155
2	1	2:12.640	50.071	45.209	37.360	173.6	1:04:22.795
3	1	2:09.056	49.512	44.024	35.520	167.4	1:06:31.851
4	1	2:07.512	48.645	43.428	35.439	171.9	1:08:39.363
5	1	2:07.464	48.413	43.039	36.012	169.5	1:10:46.827
6	1	2:08.805	49.166	43.384	36.255	159.0	1:12:55.632
7	1	2:10.591	49.212	44.352	37.027	173.6	1:15:06.223
8	1	2:09.076	50.013	43.391	35.672	169.8	1:17:15.299
9	1	2:07.058	48.485	43.040	35.533	182.4	1:19:22.357
10	1	2:06.880	47.665	43.552	35.663	186.2	1:21:29.237
11	1	2:07.875	48.810	43.338	35.727	176.4	1:23:37.112
12	1	2:07.113	48.811	43.119	35.183	179.7	1:25:44.225
13	1	2:07.211	48.198	43.592	35.421	180.6	1:27:51.436
14	1	2:07.180	48.487	43.187	35.506	173.6	1:29:58.616
15	1	2:07.600	49.435	42.948	35.217	167.9	1:32:06.216
16	1	2:08.553	48.420	43.962	36.171	177.3	1:34:14.769
17	1	2:08.308	48.937	43.913	35.458	175.0	1:36:23.077
18	1	2:23.577	50.324	42.676	50.577	170.6	1:38:46.654
19	1	2:10.635	50.206	44.364	36.065	167.1	1:40:57.289
20	1	2:10.815	51.565	43.648	35.602	139.7	1:43:08.104
21	1	2:09.672	50.404	44.060	35.208	156.5	1:45:17.776
22	1	2:08.915	48.528	44.484	35.903	184.3	1:47:26.691
23	1	2:07.751	48.937	43.591	35.223	181.2	1:49:34.442
24	1	2:08.069	48.336	44.641	35.092	174.7	1:51:42.511
25	1	2:08.751	49.779	43.704	35.268	170.3	1:53:51.262
26	1	2:06.967	48.516	43.145	35.306	178.8	1:55:58.229
27	1	2:07.205	48.951	42.587	35.667	175.6	1:58:05.434
28	1		48.248	43.052		171.9	

56 — 1 DANACAR — Citroen Saxo 1.6

SAXO — 2 DANACAR — ISRAEL DE ANA MORALES

Vta	D	Tiempo	Sector 1	Sector 2	Sector 3	V.Max	Elapsed
1	1	1:01:56.461	1:00:36.977	43.470	36.014		1:01:56.461
2	1	2:14.708 P	48.750	43.672	42.286	167.9	1:04:11.169
3	2	4:24.642	3:03.855	44.183	36.604	88.4	1:08:35.811
4	2	2:10.082	49.226	44.371	36.485	168.4	1:10:45.893
5	2	2:08.261	49.256	43.190	35.815	171.7	1:12:54.154
6	2	2:07.873	49.008	43.250	35.615	171.7	1:15:02.027
7	2	2:08.696	48.769	43.802	36.125	170.6	1:17:10.723
8	2	2:08.103	48.693	43.160	36.250	171.1	1:19:18.826
9	2	2:09.621	48.702	44.189	36.730	169.5	1:21:28.447
10	2	2:10.227	49.258	44.802	36.167	170.3	1:23:38.674
11	2	2:09.173	48.930	43.641	36.602	168.4	1:25:47.847
12	2	2:08.933	49.065	43.578	36.290	169.0	1:27:56.780
13	2	2:08.360	49.070	43.463	35.827	167.1	1:30:05.140
14	2	2:08.219	48.842	43.278	36.099	170.3	1:32:13.359
15	2	2:09.071	49.041	43.749	36.281	170.0	1:34:22.430
16	2	2:09.674	49.974	43.421	36.279	168.7	1:36:32.104
17	2	2:08.873	48.908	43.583	36.382	168.4	1:38:40.977
18	2	2:10.467	50.123	44.143	36.201	168.2	1:40:51.444
19	2	2:11.017	49.252	45.158	36.607	165.6	1:43:02.461
20	2	2:09.471	49.141	44.098	36.232	166.9	1:45:11.932
21	2	2:09.333	49.092	44.176	36.065	166.6	1:47:21.265
22	2	2:07.915	48.678	43.307	35.930	170.6	1:49:29.180
23	2	2:07.798	48.485	43.344	35.969	169.2	1:51:36.978
24	2	2:08.760	49.265	43.514	35.981	168.7	1:53:45.738
25	2	2:08.491	48.756	43.600	36.135	167.9	1:55:54.229
26	2	2:09.187	48.885	43.547	36.755	167.7	1:58:03.416
27	2		48.967	43.428		166.9	

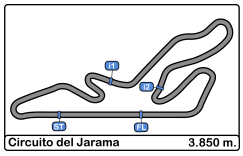

Circuito del Jarama
VI UV Endurance RACE Jarama
Carrera 4H
Tiempos Por Vuelta 2 Horas

57 — 1 EFICAR TEAM INFE — Toyota Aygo

AYGO — 2 EFICAR TEAM INFE — EFICAR TEAM

Vta	D	Tiempo		Sector 1	Sector 2	Sector 3	V.Max	Elapsed
1	1	1:00:49.835				1:00:49.835		1:00:49.835
2	1	2:25.824	P	52.785	48.015	45.024	150.2	1:03:15.659
3	2	4:24.030		2:54.417	49.978	39.635	80.0	1:07:39.689
4	2	2:24.583		54.153	50.956	39.474	149.7	1:10:04.272
5	2	2:23.137		53.654	49.924	39.559	149.1	1:12:27.409
6	2	2:22.839		53.664	49.918	39.257	149.7	1:14:50.248
7	2	2:23.409		53.575	49.588	40.246	148.7	1:17:13.657
8	2	2:22.164		54.200	48.857	39.107	150.4	1:19:35.821
9	2	2:21.963		53.530	48.859	39.574	147.3	1:21:57.784
10	2	2:21.970		53.154	49.567	39.249	149.5	1:24:19.754
11	2	2:25.743		55.239	49.605	40.899	148.7	1:26:45.497
12	2	2:22.634		54.005	48.783	39.846	152.7	1:29:08.131
13	2	2:21.914		54.094	48.855	38.965	150.8	1:31:30.045
14	2	2:21.874		53.067	49.231	39.576	151.4	1:33:51.919
15	2	2:22.920		53.208	49.008	40.704	153.8	1:36:14.839
16	2	2:21.920		53.492	49.029	39.399	151.2	1:38:36.759
17	2	2:20.854		53.592	48.463	38.799	153.4	1:40:57.613
18	2	2:21.598		53.814	48.694	39.090	125.7	1:43:19.211
19	2	2:25.072		53.197	50.453	41.422	150.4	1:45:44.283
20	2	2:21.961		53.452	48.209	40.300	152.9	1:48:06.244
21	2	2:21.588		53.078	48.708	39.802	152.7	1:50:27.832
22	2	2:22.723		53.286	49.477	39.960	154.0	1:52:50.555
23	2	2:23.887		54.909	49.394	39.584	150.4	1:55:14.442
24	2	2:22.197		54.380	48.492	39.325	153.8	1:57:36.639
25	2	2:20.385		53.042	48.591	38.752	150.4	1:59:57.024
26	2	2:21.502		53.391	49.181	38.930	151.2	2:02:18.526

58 — 1 EFICAR TEAM SAXO — Citroen Saxo 1.6

SAXO — 2 EFICAR TEAM SAXO — EFICAR TEAM

Vta	D	Tiempo		Sector 1	Sector 2	Sector 3	V.Max	Elapsed
1	1	1:02:15.641		1:00:56.119	43.032	36.490		1:02:15.641
2	1	2:17.577	P	49.422	43.561	44.594	166.1	1:04:33.218
3	2	4:07.917		2:48.724	43.339	35.854	93.4	1:08:41.135
4	2	2:08.023		49.388	43.050	35.585	174.7	1:10:49.158
5	2	2:07.147		48.251	43.490	35.406	177.0	1:12:56.305
6	2	2:07.149		48.955	42.986	35.208	180.3	1:15:03.454
7	2	2:06.341		47.984	42.757	35.600	178.2	1:17:09.795
8	2	2:06.469		48.618	42.540	35.311	174.7	1:19:16.264
9	2	2:07.886		48.479	43.283	36.124	171.9	1:21:24.150
10	2	2:07.038		48.551	43.290	35.197	171.9	1:23:31.188
11	2	2:08.348		49.739	43.154	35.455	165.1	1:25:39.536
12	2	2:08.691		48.669	44.270	35.752	172.8	1:27:48.227
13	2	2:05.829		48.121	42.460	35.248	176.7	1:29:54.056
14	2	2:06.127		48.288	42.559	35.280	178.5	1:32:00.183
15	2	2:06.366		48.171	42.752	35.443	177.6	1:34:06.549
16	2	2:06.661		48.257	42.660	35.744	176.7	1:36:13.210
17	2	2:06.394		48.349	42.750	35.295	171.4	1:38:19.604
18	2	2:09.140		50.081	43.242	35.817	161.1	1:40:28.744
19	2	2:07.325		48.346	43.291	35.688	177.6	1:42:36.069
20	2	2:06.547		48.335	42.908	35.304	177.0	1:44:42.616
21	2	2:06.946		48.610	42.938	35.398	176.7	1:46:49.562
22	2	2:07.676		49.432	42.679	35.565	177.3	1:48:57.238
23	2	2:06.200		48.108	42.727	35.365	177.3	1:51:03.438
24	2	2:07.296		48.747	43.062	35.487	176.4	1:53:10.734
25	2	2:06.618		48.170	43.173	35.275	179.7	1:55:17.352
26	2	2:06.823		48.629	42.777	35.417	174.1	1:57:24.175
27	2	2:06.523		48.417	42.729	35.377	174.1	1:59:30.698
28	2	2:06.868		48.590	42.819	35.459	177.3	2:01:37.566
29	2			48.663			172.5	

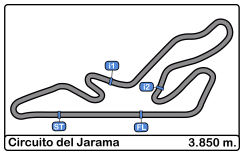

Circuito del Jarama
VI UV Endurance RACE Jarama
Carrera 4H
Tiempos Por Vuelta 2 Horas

59

1 EFICAR TEAM, LOQUIMAY TEAM — Toyota Aygo

AYGO — 2 EFICAR TEAM, LOQUIMAY TEAM — EFICAR TEAM

Vta	D	Tiempo		Sector 1	Sector 2	Sector 3	V.Max	Elapsed
1	1	1:01:38.032	P		1:00:53.390	44.642		1:01:38.032
2	2	4:17.424		2:49.250	48.421	39.753	77.3	1:05:55.456
3	2	2:21.849		54.159	48.389	39.301	148.3	1:08:17.305
4	2	2:20.659		53.049	48.309	39.301	147.9	1:10:37.964
5	2	2:22.336		53.065	48.964	40.307	150.8	1:13:00.300
6	2	2:20.916		52.814	48.540	39.562	150.0	1:15:21.216
7	2	2:21.454		53.273	48.619	39.562	150.0	1:17:42.670
8	2	2:20.392		52.943	48.461	38.988	149.7	1:20:03.062
9	2	2:19.944		52.583	48.338	39.023	149.5	1:22:23.006
10	2	2:20.956		53.352	48.654	38.950	149.1	1:24:43.962
11	2	2:23.803		54.455	49.759	39.589	148.9	1:27:07.765
12	2	2:20.944		53.308	48.539	39.097	151.2	1:29:28.709
13	2	2:20.514		52.884	48.442	39.188	149.7	1:31:49.223
14	2	2:21.409		53.028	48.623	39.758	151.4	1:34:10.632
15	2	2:21.951		53.772	48.850	39.329	151.0	1:36:32.583
16	2	2:21.559		52.775	49.652	39.132	151.4	1:38:54.142
17	2	2:22.094		53.081	48.618	40.395	150.0	1:41:16.236
18	2	2:21.512		54.067	48.530	38.915	148.1	1:43:37.748
19	2	2:21.517		53.107	48.706	39.704	152.1	1:45:59.265
20	2	2:21.894		53.281	48.881	39.732	150.2	1:48:21.159
21	2	2:20.975		53.079	48.733	39.163	152.3	1:50:42.134
22	2	2:21.494		53.140	48.748	39.606	149.5	1:53:03.628
23	2	2:21.373		53.327	48.538	39.508	149.5	1:55:25.001
24	2	2:22.280		54.611	48.697	38.972	148.7	1:57:47.281
25	2	2:22.035		54.140	48.603	39.292	149.1	2:00:09.316
26	2	2:21.617		52.891	48.722	40.004	150.4	2:02:30.933

60

1 RIGA — Toyota Aygo

AYGO — 2 RIGA — RASANTE SPORT

Vta	D	Tiempo		Sector 1	Sector 2	Sector 3	V.Max	Elapsed
1	1	1:00:53.891	P			1:00:53.891		1:00:53.891
2	2	5:16.599		3:48.780	48.482	39.337	72.1	1:06:10.490
3	2	2:21.876		53.996	48.495	39.385	150.2	1:08:32.366
4	2	2:21.829		54.681	48.400	38.748	150.2	1:10:54.195
5	2	2:20.935		53.504	47.934	39.497	151.2	1:13:15.130
6	2	2:20.696		53.432	48.391	38.873	150.8	1:15:35.826
7	2	2:20.955		53.278	48.166	39.511	150.2	1:17:56.781
8	2	2:20.865		53.970	48.019	38.876	148.9	1:20:17.646
9	2	2:21.410		54.384	48.268	38.758	146.9	1:22:39.056
10	2	2:22.169		53.183	49.601	39.385	150.4	1:25:01.225
11	2	2:19.853		52.753	48.171	38.929	152.9	1:27:21.078
12	2	2:19.538		52.596	48.683	38.259	151.8	1:29:40.616
13	2	2:21.678		53.313	49.841	38.524	150.8	1:32:02.294
14	2	2:19.410		53.087	47.831	38.492	151.6	1:34:21.704
15	2	2:23.032		54.547	48.641	39.844	152.1	1:36:44.736
16	2	2:19.902		53.643	47.736	38.523	153.1	1:39:04.638
17	2	2:20.488		52.930	48.598	38.960	152.7	1:41:25.126
18	2	2:26.589		57.964	48.428	40.197	136.3	1:43:51.715
19	2	2:21.559		54.051	48.325	39.183	149.5	1:46:13.274
20	2	2:19.057		52.463	48.273	38.321	154.0	1:48:32.331
21	2	2:19.800		53.272	47.750	38.778	153.8	1:50:52.131
22	2	2:20.960		53.920	47.646	39.394	149.3	1:53:13.091
23	2	2:19.751		52.578	48.036	39.137	153.6	1:55:32.842
24	2	2:19.890		53.302	48.245	38.343	150.6	1:57:52.732
25	2	2:20.219		53.571	47.603	39.045	152.5	2:00:12.951
26	2	2:19.335		52.997	47.690	38.648	151.6	2:02:32.286

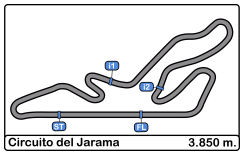

Circuito del Jarama
VI UV Endurance RACE Jarama
Carrera 4H
Análisis 2 Horas

Vta 1

Num	Tiempo Vta.	Dif. 1º
16	1:00:34.950	
10	1:00:40.404	05.454
37	1:00:46.971	12.021
38	1:00:47.971	13.021
57	1:00:49.835	14.885
14	1:00:52.586	17.636
60	1:00:53.891	18.941
41	1:01:03.821	28.871
51	1:01:05.662	30.712
49	1:01:10.342	35.392
46	1:01:11.501	36.551
19	1:01:11.527	36.577
2	1:01:14.937	39.987
59	1:01:38.032	1:03.082
53	1:01:39.545	1:04.595
48	1:01:39.953	1:05.003
26	1:01:44.892	1:09.942
8	1:01:46.557	1:11.607
18	1:01:48.267	1:13.317
36	1:01:52.758	1:17.808
56	1:01:56.461	1:21.511
40	1:02:01.444	1:26.494
39	1:02:07.512	1:32.562
55	1:02:10.155	1:35.205
34	1:02:13.209	1:38.259
58	1:02:15.641	1:40.691
15	1:02:19.573	1:44.623
35	1:02:23.605	1:48.655
5	1:02:26.003	1:51.053
43	1:02:29.995	1:55.045

Vta 2

Num	Tiempo Vta.	Dif. 1º
37	2:03.879	
21	1:02:51.901	1 Lap
14	2:03.638	05.374
57	2:25.824	24.809
2	2:01.438	25.525
31	1:03:17.691	1 Lap
46	2:06.480	27.131
54	1:03:25.465	1 Lap
18	2:00.238	57.655
1	1:03:48.873	1 Lap
48	2:25.429	1:14.532
56	2:14.708	1:20.319
4	1:04:18.289	1 Lap
33	1:04:19.603	1 Lap
45	1:04:21.597	1 Lap
34	2:09.568	1:31.927
55	2:12.640	1:31.945
40	2:21.631	1:32.225
58	2:17.577	1:42.368
9	1:04:35.405	1 Lap
16	4:00.584	1:44.684
39	2:28.070	1:44.732
10	4:05.500	1:55.054
42	1:04:49.263	1 Lap
43	2:19.291	1:58.436
21	1:59.599	2:00.650
47	1:04:54.685	1 Lap

Vta 3

Num	Tiempo Vta.	Dif. 1º
37	2:04.029	
14	2:02.888	04.233
6	1:05:02.781	2 Laps
2	2:01.333	22.829
51	4:15.342	1 Lap
46	2:04.632	27.734
41	4:32.304	1 Lap
49	4:37.509	1 Lap
18	2:00.709	54.335
38	5:01.973	1 Lap
1	2:01.217	1 Lap
59	4:17.424	1 Lap
8	4:14.281	1 Lap
52	1:06:07.871	2 Laps
60	5:16.599	1 Lap
36	4:19.400	1 Lap
26	4:31.310	1 Lap
4	2:05.042	1 Lap
35	4:01.294	1 Lap
33	2:07.704	1 Lap
15	4:10.204	1 Lap
45	2:08.183	1 Lap
34	2:07.528	1:35.426
55	2:09.056	1:36.972
5	4:07.041	1 Lap
19	5:23.177	1 Lap
16	1:59.778	1:40.433
48	2:30.078	1:40.581
9	2:08.089	1 Lap
40	2:20.921	1:49.117
10	2:04.636	1:55.661
21	1:59.167	1:55.788

Vta 4

Num	Tiempo Vta.	Dif. 1º
37	2:04.777	
39	2:25.838	1 Lap
14	2:05.275	04.731
6	2:02.667	2 Laps
43	2:19.126	1 Lap
2	2:00.819	18.871
46	2:05.107	28.064
51	2:12.288	1 Lap
57	4:24.030	1 Lap
41	2:05.254	1 Lap
31	4:29.645	2 Laps
18	2:00.634	50.192
1	2:01.017	1 Lap
54	4:39.688	2 Laps
8	2:07.005	1 Lap
49	2:23.072	1 Lap
59	2:21.849	1 Lap
38	2:28.526	1 Lap
36	2:10.082	1 Lap
52	2:20.172	2 Laps
4	2:04.937	1 Lap
35	2:04.006	1 Lap
15	2:01.829	1 Lap
60	2:21.876	1 Lap
33	2:07.273	1 Lap
16	2:00.148	1:35.804
56	4:24.642	1 Lap
34	2:07.233	1:37.882
45	2:08.098	1 Lap
26	2:21.963	1 Lap
55	2:07.512	1:39.707
58	4:07.917	1 Lap
5	2:08.355	1 Lap
9	2:07.014	1 Lap
21	2:00.260	1:51.271
10	2:02.991	1:53.875
48	2:25.279	2:01.083

Vta 5

Num	Tiempo Vta.	Dif. 1º
37	2:03.110	
14	2:03.976	05.597
6	2:03.892	2 Laps
40	2:26.476	1 Lap
2	2:00.930	16.691
39	2:24.229	1 Lap
53	7:46.255	3 Laps
43	2:17.536	1 Lap
46	2:05.060	30.014
51	2:10.491	1 Lap
41	2:03.358	1 Lap
18	2:01.226	48.308
1	2:02.669	1 Lap
31	2:09.614	2 Laps
42	5:10.494	3 Laps
57	2:24.583	1 Lap
54	2:07.708	2 Laps
8	2:05.432	1 Lap
19	3:41.035	2 Laps
49	2:19.777	1 Lap
36	2:09.192	1 Lap
4	2:03.658	1 Lap
15	2:01.769	1 Lap
16	2:01.694	1:34.388
35	2:08.689	1 Lap
59	2:20.659	1 Lap
33	2:08.647	1 Lap
34	2:06.768	1:41.540
56	2:10.082	1 Lap
45	2:08.137	1 Lap
55	2:07.464	1:44.061
5	2:06.890	1 Lap
38	2:30.324	1 Lap
58	2:08.023	1 Lap
52	2:21.494	2 Laps
21	2:01.145	1:49.306
60	2:21.829	1 Lap
9	2:05.266	1 Lap
10	2:02.537	1:53.302
26	2:23.520	1 Lap

Vta 6

Num	Tiempo Vta.	Dif. 1º
37	2:03.709	
6	2:03.839	2 Laps
14	2:10.712	12.600
2	2:01.154	14.136
47	6:33.226	4 Laps
48	2:28.052	1 Lap
40	2:24.499	1 Lap
46	2:04.852	31.157
43	2:15.615	1 Lap
53	2:16.440	3 Laps
41	2:03.023	1 Lap
39	2:22.762	1 Lap
18	1:59.064	43.663
51	2:10.954	1 Lap
31	2:06.641	2 Laps
42	2:08.398	3 Laps
19	2:02.796	2 Laps
8	2:07.758	1 Lap
54	2:08.697	2 Laps
1	2:31.848	1 Lap
57	2:23.137	1 Lap
4	2:03.843	1 Lap
15	2:02.577	1 Lap
16	1:59.035	1:29.714
35	2:03.687	1 Lap
36	2:09.961	1 Lap
33	2:07.727	1 Lap

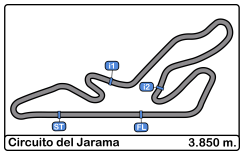

Circuito del Jarama
VI UV Endurance RACE Jarama
Carrera 4H
Análisis 2 Horas

34	2:07.500	1:45.331
49	2:22.407	1 Lap
45	2:07.563	1 Lap
56	2:08.261	1 Lap
21	2:02.549	1:48.146
55	2:08.805	1:49.157
5	2:07.531	1 Lap
58	2:07.147	1 Lap
10	2:01.162	1:50.755
59	2:22.336	1 Lap
9	2:06.054	1 Lap
Num	**Tiempo Vta.**	**Dif. 1º**
Vta 7		
37	2:04.484	
60	2:20.935	2 Laps
38	2:27.130	2 Laps
6	2:02.858	2 Laps
2	2:01.409	11.061
26	2:21.004	2 Laps
52	2:49.611	3 Laps
46	2:06.432	33.105
18	2:02.670	41.849
44	1:13:52.931	6 Laps
41	2:05.817	1 Lap
47	2:26.451	4 Laps
43	2:15.171	1 Lap
53	2:14.720	3 Laps
40	2:23.739	1 Lap
48	2:31.577	1 Lap
51	2:10.666	1 Lap
39	2:18.721	1 Lap
31	2:05.106	2 Laps
42	2:07.661	3 Laps
19	2:00.687	2 Laps
8	2:04.321	1 Lap
54	2:04.737	2 Laps
1	2:02.147	1 Lap
16	1:59.370	1:24.600
15	2:01.325	1 Lap
4	2:04.096	1 Lap
35	2:03.055	1 Lap

36	2:08.386	1 Lap
57	2:22.839	1 Lap
21	2:00.825	1:44.487
34	2:06.494	1:47.341
10	2:02.053	1:48.324
33	2:09.069	1 Lap
45	2:08.129	1 Lap
56	2:07.873	1 Lap
5	2:07.335	1 Lap
58	2:07.149	1 Lap
55	2:10.591	1:55.264
9	2:05.022	1 Lap
49	2:20.959	1 Lap
Num	**Tiempo Vta.**	**Dif. 1º**
Vta 8		
37	2:04.006	
6	2:02.472	2 Laps
59	2:20.916	2 Laps
2	2:01.550	08.605
14	4:13.815	1 Lap
60	2:20.696	2 Laps
38	2:25.984	2 Laps
26	2:21.589	2 Laps
18	1:58.363	36.206
41	2:02.452	1 Lap
44	2:09.562	6 Laps
43	2:13.173	1 Lap
53	2:13.933	3 Laps
31	2:07.129	2 Laps
51	2:13.491	1 Lap
19	2:02.616	2 Laps
47	2:27.681	4 Laps
42	2:08.764	3 Laps
48	2:26.651	1 Lap
39	2:22.240	1 Lap
1	2:03.153	1 Lap
8	2:06.530	1 Lap
54	2:07.676	2 Laps
16	1:58.455	1:19.049
15	2:00.774	1 Lap
40	2:44.256	1 Lap

4	2:03.480	1 Lap
35	2:02.219	1 Lap
21	1:57.698	1:38.179
36	2:08.674	1 Lap
10	2:02.137	1:46.455
34	2:07.755	1:51.090
33	2:07.407	1 Lap
45	2:07.558	1 Lap
5	2:06.264	1 Lap
58	2:06.341	1 Lap
56	2:08.696	1 Lap
57	2:23.409	1 Lap
9	2:06.917	1 Lap
55	2:09.076	2:00.334
Num	**Tiempo Vta.**	**Dif. 1º**
Vta 9		
37	2:02.834	
6	2:02.255	2 Laps
2	2:00.872	06.643
49	2:20.234	2 Laps
52	3:57.289	4 Laps
14	2:08.679	1 Lap
59	2:21.454	2 Laps
18	2:00.087	33.459
46	4:09.807	1 Lap
60	2:20.955	2 Laps
41	2:03.457	1 Lap
38	2:25.424	2 Laps
26	2:23.365	2 Laps
44	2:08.639	6 Laps
31	2:06.835	2 Laps
19	2:01.242	2 Laps
43	2:13.324	1 Lap
53	2:12.421	3 Laps
51	2:12.111	1 Lap
42	2:07.179	3 Laps
1	2:01.331	1 Lap
16	1:58.416	1:14.631
8	2:06.090	1 Lap
54	2:06.398	2 Laps
15	2:02.626	1 Lap

39	2:17.531	1 Lap
4	2:03.850	1 Lap
47	2:27.573	4 Laps
35	2:04.357	1 Lap
21	1:58.546	1:33.891
48	2:30.191	1 Lap
10	2:01.235	1:44.856
36	2:07.917	1 Lap
40	2:23.463	1 Lap
33	2:07.620	1 Lap
34	2:09.396	1:57.652
5	2:06.448	1 Lap
58	2:06.469	1 Lap
45	2:07.698	1 Lap
56	2:08.103	1 Lap
9	2:06.745	1 Lap
Num	**Tiempo Vta.**	**Dif. 1º**
Vta 10		
37	2:03.754	
55	2:07.058	1 Lap
6	2:02.000	2 Laps
2	2:00.128	03.017
57	2:22.164	2 Laps
14	2:07.669	1 Lap
18	1:59.463	29.168
49	2:19.174	2 Laps
52	2:22.804	4 Laps
41	2:02.919	1 Lap
59	2:20.392	2 Laps
60	2:20.865	2 Laps
44	2:08.296	6 Laps
19	2:00.218	2 Laps
31	2:05.581	2 Laps
26	2:22.198	2 Laps
16	1:58.433	1:09.310
1	2:01.466	1 Lap
38	2:27.671	2 Laps
53	2:11.719	3 Laps
43	2:14.298	1 Lap
42	2:06.998	3 Laps
51	2:10.861	1 Lap

15	2:03.574	1 Lap
54	2:05.524	2 Laps
8	2:08.861	1 Lap
4	2:03.530	1 Lap
21	1:59.151	1:29.288
35	2:04.865	1 Lap
39	2:16.356	1 Lap
10	2:00.698	1:41.800
36	2:08.609	1 Lap
47	2:28.559	4 Laps
48	2:21.693	1 Lap
33	2:07.842	1 Lap
5	2:07.956	1 Lap
58	2:07.886	1 Lap
45	2:07.494	1 Lap
Num	**Tiempo Vta.**	**Dif. 1º**
Vta 11		
37	2:04.019	
2	2:02.941	01.939
34	2:12.165	1 Lap
56	2:09.621	2 Laps
55	2:06.880	1 Lap
40	2:22.859	2 Laps
6	2:07.509	2 Laps
9	2:11.698	2 Laps
18	1:58.808	23.957
14	2:06.091	1 Lap
57	2:21.963	2 Laps
41	2:03.815	1 Lap
49	2:18.359	2 Laps
52	2:22.595	4 Laps
59	2:19.944	2 Laps
19	2:01.244	2 Laps
44	2:08.967	6 Laps
16	1:58.432	1:03.723
31	2:05.594	2 Laps
1	2:01.440	1 Lap
60	2:21.410	2 Laps
53	2:10.520	3 Laps
42	2:07.009	3 Laps
15	2:02.532	1 Lap

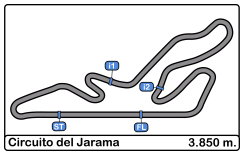

Circuito del Jarama
VI UV Endurance RACE Jarama
Carrera 4H
Análisis 2 Horas

26	2:20.608	2 Laps
54	2:04.778	2 Laps
21	1:59.939	1:25.208
43	2:15.727	1 Lap
8	2:07.178	1 Lap
4	2:03.802	1 Lap
51	2:12.971	1 Lap
35	2:02.178	1 Lap
38	2:27.126	2 Laps
10	2:00.275	1:38.056
39	2:16.496	1 Lap
36	2:08.029	1 Lap
33	2:07.495	1 Lap
5	2:07.031	1 Lap
58	2:07.038	1 Lap

Num	Tiempo Vta.	Dif. 1º
Vta 12		
37	2:05.871	
2	2:04.149	00.217
45	2:08.658	2 Laps
6	2:05.877	2 Laps
34	2:09.185	1 Lap
55	2:07.875	1 Lap
56	2:10.227	2 Laps
9	2:12.718	2 Laps
47	2:27.188	5 Laps
48	2:27.947	2 Laps
18	1:58.728	16.814
40	2:23.562	2 Laps
14	2:04.602	1 Lap
41	2:03.467	1 Lap
57	2:21.970	2 Laps
19	2:00.221	2 Laps
16	1:58.134	55.986
49	2:16.020	2 Laps
1	2:01.259	1 Lap
44	2:10.247	6 Laps
31	2:05.037	2 Laps
59	2:20.956	2 Laps
52	2:26.375	4 Laps
15	2:03.017	1 Lap

21	1:59.452	1:18.789
42	2:09.063	3 Laps
54	2:06.296	2 Laps
53	2:12.547	3 Laps
4	2:03.950	1 Lap
8	2:06.819	1 Lap
60	2:22.169	2 Laps
35	2:04.526	1 Lap
10	2:01.375	1:33.560
51	2:11.974	1 Lap
43	2:15.201	1 Lap
26	2:21.283	2 Laps
38	2:25.004	2 Laps
36	2:07.580	1 Lap

Num	Tiempo Vta.	Dif. 1º
Vta 13		
2	2:02.225	
39	2:15.366	2 Laps
37	2:06.232	03.790
5	2:07.555	2 Laps
33	2:08.863	2 Laps
58	2:08.348	2 Laps
6	2:03.714	2 Laps
45	2:06.903	2 Laps
34	2:06.774	1 Lap
55	2:07.113	1 Lap
18	1:59.272	13.644
56	2:09.173	2 Laps
9	2:07.499	2 Laps
47	2:25.471	5 Laps
48	2:24.721	2 Laps
41	2:02.306	1 Lap
14	2:14.188	1 Lap
40	2:21.974	2 Laps
19	1:59.316	2 Laps
16	1:58.155	51.699
1	2:01.488	1 Lap
31	2:04.344	2 Laps
49	2:16.625	2 Laps
57	2:25.743	2 Laps
44	2:08.403	6 Laps

21	1:58.989	1:15.336
15	2:03.402	1 Lap
42	2:08.370	3 Laps
54	2:06.359	2 Laps
4	2:04.851	1 Lap
10	2:01.672	1:32.790
59	2:23.803	2 Laps
8	2:07.066	1 Lap
35	2:05.616	1 Lap
53	2:11.532	3 Laps
52	2:25.343	4 Laps
51	2:10.016	1 Lap
43	2:12.407	1 Lap
60	2:19.853	2 Laps
26	2:20.212	2 Laps

Num	Tiempo Vta.	Dif. 1º
Vta 14		
2	2:00.645	
36	2:07.659	2 Laps
37	2:02.688	05.833
5	2:06.601	2 Laps
6	2:05.771	2 Laps
33	2:06.438	2 Laps
58	2:08.691	2 Laps
18	2:00.917	13.916
45	2:09.091	2 Laps
39	2:15.179	2 Laps
55	2:07.211	1 Lap
34	2:09.506	1 Lap
38	2:29.476	3 Laps
56	2:08.933	2 Laps
41	2:03.160	1 Lap
19	2:01.518	2 Laps
16	2:00.351	51.405
47	2:25.086	5 Laps
48	2:24.969	2 Laps
40	2:23.472	2 Laps
1	2:01.332	1 Lap
31	2:04.619	2 Laps
21	1:59.971	1:14.662
15	2:02.290	1 Lap

44	2:08.685	6 Laps
49	2:16.957	2 Laps
10	2:00.732	1:32.877
57	2:22.634	2 Laps
4	2:04.857	1 Lap
54	2:05.884	2 Laps
35	2:02.495	1 Lap
42	2:07.637	3 Laps
8	2:04.710	1 Lap
53	2:10.115	3 Laps
51	2:09.596	1 Lap
59	2:20.944	2 Laps
43	2:11.825	1 Lap
52	2:20.040	4 Laps

Num	Tiempo Vta.	Dif. 1º
Vta 15		
2	2:01.025	
60	2:19.538	3 Laps
37	2:04.458	09.266
36	2:08.450	2 Laps
18	2:00.655	13.546
6	2:04.832	2 Laps
5	2:06.371	2 Laps
33	2:06.497	2 Laps
58	2:05.829	2 Laps
45	2:06.367	2 Laps
26	2:23.750	3 Laps
55	2:07.180	1 Lap
9	4:06.924	3 Laps
34	2:07.515	1 Lap
39	2:12.624	2 Laps
14	3:50.887	2 Laps
56	2:08.360	2 Laps
41	2:03.762	1 Lap
38	2:26.042	3 Laps
19	1:59.836	2 Laps
16	1:59.961	50.341
1	2:02.214	1 Lap
21	1:59.920	1:13.557
31	2:07.029	2 Laps
15	2:01.843	1 Lap

47	2:23.050	5 Laps
40	2:23.022	2 Laps
48	2:26.197	2 Laps
44	2:08.045	6 Laps
10	1:59.967	1:31.819
4	2:03.668	1 Lap
54	2:03.157	2 Laps
35	2:02.617	1 Lap
8	2:05.400	1 Lap
42	2:08.108	3 Laps
49	2:19.173	2 Laps
53	2:10.031	3 Laps
57	2:21.914	2 Laps
51	2:09.181	1 Lap

Num	Tiempo Vta.	Dif. 1º
Vta 16		
2	2:01.656	
43	2:11.596	2 Laps
18	1:59.616	11.506
37	2:04.241	11.851
59	2:20.514	3 Laps
6	2:02.182	2 Laps
36	2:08.905	2 Laps
52	2:22.944	5 Laps
5	2:06.078	2 Laps
33	2:05.842	2 Laps
58	2:06.127	2 Laps
60	2:21.678	3 Laps
45	2:07.268	2 Laps
55	2:07.600	1 Lap
14	2:04.365	2 Laps
34	2:10.824	1 Lap
56	2:08.219	2 Laps
39	2:14.014	2 Laps
26	2:21.483	3 Laps
41	2:03.267	1 Lap
19	1:59.318	2 Laps
16	1:59.147	47.832
1	2:00.835	1 Lap
21	1:57.972	1:09.873
38	2:24.650	3 Laps

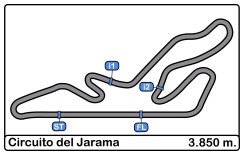

Circuito del Jarama
VI UV Endurance RACE Jarama
Carrera 4H
Análisis 2 Horas

15	2:01.148	1 Lap
31	2:04.974	2 Laps
10	2:01.916	1:32.079
44	2:08.751	6 Laps
35	2:03.479	1 Lap
4	2:05.836	1 Lap
54	2:10.306	2 Laps
47	2:24.786	5 Laps
8	2:06.850	1 Lap
40	2:23.774	2 Laps
42	2:07.352	3 Laps
48	2:26.282	2 Laps
49	2:11.413	2 Laps

Num	Tiempo Vta.	Dif. 1º
Vta 17		
2	2:00.440	
53	2:09.619	4 Laps
51	2:11.166	2 Laps
18	1:58.772	09.838
57	2:21.874	3 Laps
37	2:03.104	14.515
6	2:02.693	2 Laps
43	2:12.007	2 Laps
36	2:07.445	2 Laps
33	2:05.471	2 Laps
5	2:06.451	2 Laps
58	2:06.366	2 Laps
45	2:06.881	2 Laps
59	2:21.409	3 Laps
14	2:04.721	2 Laps
55	2:08.553	1 Lap
52	2:23.120	5 Laps
60	2:19.410	3 Laps
56	2:09.071	2 Laps
16	2:00.099	47.491
19	2:00.755	2 Laps
41	2:04.342	1 Lap
39	2:13.906	2 Laps
34	2:21.616	1 Lap
26	2:21.209	3 Laps
1	2:01.792	1 Lap

Num	Tiempo Vta.	Dif. 1º
21	1:58.444	1:07.877
31	2:04.976	2 Laps
38	2:24.112	3 Laps
10	2:03.427	1:35.066
35	2:02.303	1 Lap
4	2:03.499	1 Lap
44	2:09.639	6 Laps
54	2:06.841	2 Laps
9	5:30.884	4 Laps
8	2:06.074	1 Lap
42	2:07.409	3 Laps
Vta 18		
2	2:02.023	
18	1:59.676	07.491
53	2:11.098	4 Laps
47	2:26.875	6 Laps
49	2:19.817	3 Laps
40	2:27.359	3 Laps
48	2:25.109	3 Laps
37	2:03.984	16.476
6	2:01.621	2 Laps
51	2:13.426	2 Laps
43	2:10.934	2 Laps
33	2:06.065	2 Laps
36	2:07.607	2 Laps
5	2:06.889	2 Laps
58	2:06.661	2 Laps
57	2:22.920	3 Laps
45	2:06.800	2 Laps
14	2:02.542	2 Laps
55	2:08.308	1 Lap
16	1:58.142	43.610
19	2:00.429	2 Laps
41	2:02.855	1 Lap
56	2:09.674	2 Laps
59	2:21.951	3 Laps
52	2:23.515	5 Laps
39	2:12.345	2 Laps
21	1:58.282	1:04.136
60	2:23.032	3 Laps

Num	Tiempo Vta.	Dif. 1º
1	2:01.774	1 Lap
26	2:21.292	3 Laps
31	2:04.960	2 Laps
10	2:04.008	1:37.051
35	2:01.440	1 Lap
4	2:03.575	1 Lap
44	2:07.991	6 Laps
9	2:03.611	4 Laps
38	2:23.843	3 Laps
8	2:04.845	1 Lap
54	2:09.173	2 Laps
Vta 19		
2	1:59.723	
42	2:07.166	4 Laps
18	1:57.904	05.672
53	2:09.052	4 Laps
37	2:03.732	20.485
6	2:03.243	2 Laps
49	2:15.651	3 Laps
51	2:10.788	2 Laps
47	2:23.946	6 Laps
48	2:21.214	3 Laps
33	2:07.098	2 Laps
5	2:06.337	2 Laps
40	2:25.393	3 Laps
43	2:10.626	2 Laps
36	2:07.221	2 Laps
58	2:06.394	2 Laps
14	2:03.465	2 Laps
16	1:58.046	41.933
45	2:08.129	2 Laps
19	1:58.973	2 Laps
41	2:03.265	1 Lap
57	2:21.920	3 Laps
34	4:05.557	2 Laps
56	2:08.873	2 Laps
21	1:58.574	1:02.987
55	2:23.577	1 Lap
1	2:01.019	1 Lap
46	20:55.883	10 Laps

Num	Tiempo Vta.	Dif. 1º
59	2:21.559	3 Laps
39	2:11.513	2 Laps
52	2:19.918	5 Laps
60	2:19.902	3 Laps
31	2:04.651	2 Laps
10	2:02.826	1:40.154
26	2:21.276	3 Laps
35	2:01.321	1 Lap
4	2:03.889	1 Lap
9	2:03.281	4 Laps
44	2:08.820	6 Laps
Vta 20		
2	2:00.935	
8	2:04.864	2 Laps
18	1:58.415	03.152
42	2:08.386	4 Laps
54	2:12.396	3 Laps
38	2:25.622	4 Laps
37	2:02.702	22.252
6	2:02.584	2 Laps
53	2:09.710	4 Laps
49	2:11.555	3 Laps
51	2:09.703	2 Laps
33	2:06.536	2 Laps
16	2:02.163	43.161
5	2:06.481	2 Laps
36	2:06.558	2 Laps
14	2:04.640	2 Laps
19	2:00.317	2 Laps
58	2:09.140	2 Laps
43	2:11.732	2 Laps
45	2:09.014	2 Laps
41	2:04.340	1 Lap
47	2:25.293	6 Laps
40	2:24.221	3 Laps
21	1:59.750	1:01.802
48	2:27.332	3 Laps
34	2:07.049	2 Laps
1	2:01.174	1 Lap
56	2:10.467	2 Laps

Num	Tiempo Vta.	Dif. 1º
55	2:10.635	1 Lap
57	2:20.854	3 Laps
46	2:08.224	10 Laps
59	2:22.094	3 Laps
39	2:22.618	2 Laps
31	2:05.082	2 Laps
52	2:20.396	5 Laps
10	2:04.884	1:44.103
35	2:03.075	1 Lap
60	2:20.488	3 Laps
4	2:03.468	1 Lap
9	2:02.433	4 Laps
26	2:19.383	3 Laps
Vta 21		
18	1:57.521	
44	2:07.114	7 Laps
8	2:05.597	2 Laps
42	2:07.617	4 Laps
54	2:07.488	3 Laps
37	2:02.894	24.473
6	2:02.845	2 Laps
53	2:09.407	4 Laps
16	1:59.736	42.224
38	2:24.640	4 Laps
14	2:04.882	2 Laps
33	2:06.973	2 Laps
5	2:07.413	2 Laps
36	2:07.737	2 Laps
51	2:11.770	2 Laps
58	2:07.325	2 Laps
49	2:19.817	3 Laps
43	2:10.621	2 Laps
41	2:03.260	1 Lap
21	2:00.769	1:01.898
1	2:02.130	1 Lap
34	2:12.011	2 Laps
56	2:11.017	2 Laps
47	2:25.809	6 Laps
40	2:24.595	3 Laps
46	2:08.832	10 Laps

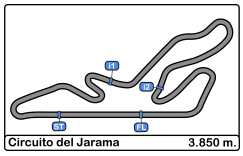

Circuito del Jarama
VI UV Endurance RACE Jarama
Carrera 4H
Análisis 2 Horas

55	2:10.815	1 Lap
48	2:27.097	3 Laps
57	2:21.598	3 Laps
31	2:08.598	2 Laps
35	2:04.597	1 Lap
10	2:07.142	1:50.572
39	2:14.473	2 Laps
19	3:10.414	2 Laps
4	2:05.349	1 Lap
59	2:21.512	3 Laps

Num	Tiempo Vta.	Dif. 1º
Vta 22		
18	2:01.027	
9	2:04.553	5 Laps
8	2:05.363	2 Laps
52	2:28.133	6 Laps
60	2:26.589	4 Laps
44	2:07.430	7 Laps
26	2:19.736	4 Laps
54	2:05.244	3 Laps
42	2:08.143	4 Laps
6	2:00.735	2 Laps
37	2:03.234	26.680
16	2:00.134	41.331
53	2:09.272	4 Laps
2	4:48.363	1 Lap
14	2:04.731	2 Laps
33	2:07.241	2 Laps
5	2:07.109	2 Laps
36	2:07.711	2 Laps
51	2:08.122	2 Laps
21	1:59.661	1:00.532
58	2:06.547	2 Laps
41	2:03.036	1 Lap
38	2:25.015	4 Laps
1	2:01.312	1 Lap
49	2:16.038	3 Laps
45	4:21.660	3 Laps
34	2:07.379	2 Laps
56	2:09.471	2 Laps
46	2:06.722	10 Laps

55	2:09.672	1 Lap
40	2:21.108	3 Laps
47	2:24.890	6 Laps
48	2:21.555	3 Laps
35	2:03.546	1 Lap
10	2:01.898	1:51.443
31	2:07.002	2 Laps
19	2:01.638	2 Laps

Num	Tiempo Vta.	Dif. 1º
Vta 23		
18	1:58.195	
4	2:03.957	2 Laps
39	2:12.400	3 Laps
57	2:25.072	4 Laps
9	2:02.003	5 Laps
8	2:05.145	2 Laps
59	2:21.517	4 Laps
44	2:08.100	7 Laps
54	2:05.554	3 Laps
6	2:04.168	2 Laps
52	2:19.533	6 Laps
37	2:03.120	31.605
42	2:07.885	4 Laps
60	2:21.559	4 Laps
26	2:20.369	4 Laps
16	2:00.232	43.368
53	2:08.793	4 Laps
14	2:06.426	2 Laps
21	1:59.318	1:01.655
33	2:06.373	2 Laps
5	2:07.148	2 Laps
41	2:03.889	1 Lap
58	2:06.946	2 Laps
51	2:10.984	2 Laps
1	2:00.206	1 Lap
43	4:14.478	3 Laps
49	2:13.888	3 Laps
34	2:08.024	2 Laps
38	2:24.107	4 Laps
46	2:06.384	10 Laps
56	2:09.333	2 Laps

55	2:08.915	1 Lap
35	2:03.705	1 Lap
19	2:01.737	2 Laps

Num	Tiempo Vta.	Dif. 1º
Vta 24		
18	2:01.044	
31	2:06.188	3 Laps
4	2:03.081	2 Laps
9	2:04.613	5 Laps
40	2:23.338	4 Laps
47	2:26.960	7 Laps
39	2:13.892	3 Laps
48	2:27.981	4 Laps
8	2:05.385	2 Laps
57	2:21.961	4 Laps
44	2:07.468	7 Laps
54	2:06.204	3 Laps
6	2:05.490	2 Laps
42	2:07.765	4 Laps
59	2:21.894	4 Laps
16	2:01.032	43.356
52	2:20.545	6 Laps
60	2:19.057	4 Laps
21	1:58.283	58.894
26	2:20.396	4 Laps
36	4:01.417	3 Laps
53	2:08.788	4 Laps
41	2:02.988	1 Lap
33	2:06.478	2 Laps
1	2:00.435	1 Lap
5	2:08.816	2 Laps
58	2:07.676	2 Laps
49	2:12.733	3 Laps
34	2:09.881	2 Laps
46	2:06.421	10 Laps
56	2:07.915	2 Laps
55	2:07.751	1 Lap
19	1:58.980	2 Laps
38	2:23.470	4 Laps

Num	Tiempo Vta.	Dif. 1º
Vta 25		
18	1:58.330	
35	2:04.751	2 Laps
31	2:03.489	3 Laps
4	2:03.387	2 Laps
2	5:25.373	3 Laps
9	2:04.029	5 Laps
45	4:59.532	5 Laps
10	4:24.023	2 Laps
8	2:05.899	2 Laps
39	2:15.428	3 Laps
40	2:24.782	4 Laps
44	2:08.361	7 Laps
47	2:23.814	7 Laps
48	2:22.968	4 Laps
54	2:07.018	3 Laps
6	2:07.126	2 Laps
16	2:00.142	45.168
57	2:21.588	4 Laps
42	2:07.600	4 Laps
21	2:00.026	1:00.590
59	2:20.975	4 Laps
60	2:19.800	4 Laps
41	2:04.132	1 Lap
53	2:08.882	4 Laps
1	2:02.637	1 Lap
33	2:06.197	2 Laps
52	2:25.279	6 Laps
26	2:20.594	4 Laps
5	2:07.944	2 Laps
58	2:06.200	2 Laps
15	18:05.023	9 Laps
37	4:54.315	1 Lap
46	2:07.078	10 Laps
49	2:13.449	3 Laps
56	2:07.798	2 Laps
19	1:59.889	2 Laps
55	2:08.069	1 Lap
35	2:01.850	1 Lap

Num	Tiempo Vta.	Dif. 1º
Vta 26		
18	2:08.838	
4	2:03.655	2 Laps
31	2:16.757	3 Laps
38	2:23.794	5 Laps
45	2:08.184	5 Laps
2	2:10.689	3 Laps
14	5:29.787	4 Laps
8	2:04.292	2 Laps
16	2:01.686	38.016
44	2:09.150	7 Laps
6	2:05.163	2 Laps
42	2:08.530	4 Laps
39	2:26.179	3 Laps
21	2:00.744	52.496
40	2:29.049	4 Laps
54	2:24.355	3 Laps
47	2:27.091	7 Laps
57	2:22.723	4 Laps
1	2:01.572	1 Lap
41	2:02.837	1 Lap
51	6:10.067	4 Laps
59	2:21.494	4 Laps
53	2:10.953	4 Laps
15	2:02.121	9 Laps
5	2:07.860	2 Laps
58	2:07.296	2 Laps
60	2:20.960	4 Laps
52	2:23.275	6 Laps
26	2:19.922	4 Laps
19	1:59.443	2 Laps
46	2:07.722	10 Laps
56	2:08.760	2 Laps
35	2:02.905	1 Lap
55	2:08.751	1 Lap
49	2:18.075	3 Laps
4	2:03.447	1 Lap
9	4:02.361	5 Laps
45	2:08.203	4 Laps
2	2:10.805	2 Laps
38	2:24.253	4 Laps
6	2:03.314	1 Lap
44	2:09.339	6 Laps

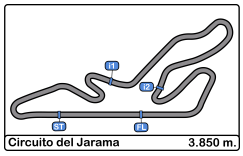

Circuito del Jarama
VI UV Endurance RACE Jarama
Carrera 4H
Análisis 2 Horas

Num	Tiempo Vta.	Dif. 1º
Vta 27		
21	1:59.117	
42	2:10.436	4 Laps
34	5:27.133	4 Laps
41	2:03.286	1 Lap
10	5:04.396	3 Laps
1	2:05.587	1 Lap
15	2:00.642	9 Laps
36	6:29.121	5 Laps
40	2:28.124	4 Laps
47	2:25.256	7 Laps
53	2:08.917	4 Laps
57	2:23.887	4 Laps
58	2:06.618	2 Laps
5	2:08.036	2 Laps
59	2:21.373	4 Laps
60	2:19.751	4 Laps
19	1:59.893	2 Laps
52	2:22.227	6 Laps
26	2:21.356	4 Laps
46	2:06.275	10 Laps
48	5:31.232	5 Laps
56	2:08.491	2 Laps
55	2:06.967	1 Lap
4	2:03.825	1 Lap
49	2:11.872	3 Laps
2	2:10.635	2 Laps
45	2:15.655	4 Laps
33	5:36.587	3 Laps
6	2:02.645	1 Lap

Num	Tiempo Vta.	Dif. 1º
Vta 28		
21	1:59.312	
44	2:08.089	7 Laps
38	2:24.628	5 Laps
42	2:10.302	4 Laps
41	2:04.190	1 Lap
10	2:02.853	3 Laps
15	1:59.554	9 Laps
36	2:09.391	5 Laps
53	2:09.021	4 Laps
58	2:06.823	2 Laps
5	2:09.996	2 Laps
8	5:16.991	3 Laps
57	2:22.197	4 Laps
47	2:23.827	7 Laps
19	2:02.939	2 Laps
43	10:48.299	7 Laps
59	2:22.280	4 Laps
39	5:10.067	4 Laps
60	2:19.890	4 Laps
46	2:06.826	10 Laps
4	2:04.507	1 Lap
56	2:09.187	2 Laps
52	2:22.915	6 Laps
55	2:07.205	1 Lap
26	2:23.867	4 Laps
14	6:06.640	5 Laps
16	6:07.442	1 Lap
6	2:02.076	1 Lap
2	2:10.317	2 Laps

Num	Tiempo Vta.	Dif. 1º
Vta 29		
21	1:58.705	
44	2:07.420	7 Laps
54	6:12.730	5 Laps
10	2:01.583	3 Laps
15	2:00.842	9 Laps
41	2:04.772	1 Lap
37	8:08.489	4 Laps
38	2:24.329	5 Laps
51	6:21.799	6 Laps
36	2:08.219	5 Laps
34	4:38.247	5 Laps
58	2:06.523	2 Laps
53	2:12.830	4 Laps
5	2:09.671	2 Laps
19	2:01.479	2 Laps
43	2:13.848	7 Laps
57	2:20.385	4 Laps
47	2:21.415	7 Laps
39	2:12.767	4 Laps
46	2:08.659	10 Laps
4	2:04.103	1 Lap
59	2:22.035	4 Laps
9	6:15.793	7 Laps
60	2:20.219	4 Laps
26	2:21.302	4 Laps
35	6:46.925	3 Laps

Num	Tiempo Vta.	Dif. 1º
Vta 30		
21	1:59.461	
52	2:32.161	7 Laps
6	2:04.497	2 Laps
2	2:11.220	3 Laps
44	2:07.324	7 Laps
1	6:03.946	3 Laps
15	2:00.349	9 Laps
10	2:02.584	3 Laps
41	2:03.101	1 Lap
37	2:07.550	4 Laps
51	2:12.745	6 Laps
36	2:08.338	5 Laps
58	2:06.868	2 Laps
19	2:01.701	2 Laps
38	2:31.189	5 Laps
33	5:14.146	5 Laps
48	5:54.632	7 Laps
53	2:12.191	4 Laps
34	2:21.152	5 Laps
5	2:11.963	2 Laps
14	3:33.023	6 Laps
43	2:12.129	7 Laps
4	2:04.041	1 Lap
46	2:09.688	10 Laps
39	2:12.645	4 Laps
40	7:02.596	6 Laps
9	2:03.780	7 Laps
57	2:21.502	4 Laps
47	2:22.788	7 Laps
16	3:48.013	2 Laps
45	6:02.893	6 Laps
59	2:21.617	4 Laps
60	2:19.335	4 Laps

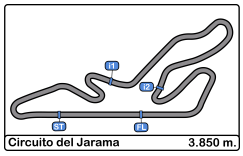

Circuito del Jarama
VI UV Endurance RACE Jarama
Carrera 4H
Mejores Sectores 2 Horas

	Sector - 1			Sector - 2			Sector - 3			Vuelta Ideal vs Mejor Vuelta					
Clas	Nº	Equipo	Tiempo	Nº	Equipo	Tiempo	Nº	Equipo	Tiempo	Clas	Nº	Equipo	Vta. Ideal	Mejor Vta.	Clas
1	16	RRO RACING	44.203	19	RACING TO ENJOY	38.693	16	RRO RACING	32.291	1	19	RACING TO ENJOY	1:55.205	1:55.222	1
2	19	RACING TO ENJOY	44.216	18	VSR MOTORSPORT	38.916	19	RACING TO ENJOY	32.296	2	16	RRO RACING	1:55.431	1:55.702	2
3	18	VSR MOTORSPORT	44.375	16	RRO RACING	38.937	18	VSR MOTORSPORT	32.334	3	18	VSR MOTORSPORT	1:55.625	1:55.749	3
4	21	BOYACÁ VSR	44.918	21	BOYACÁ VSR	39.186	21	BOYACÁ VSR	32.674	4	21	BOYACÁ VSR	1:56.778	1:57.537	4
5	6	DEYSCOM	45.372	6	DEYSCOM	39.479	6	DEYSCOM	32.951	5	6	DEYSCOM	1:57.802	1:57.806	5
6	54	VINELIT RACING	45.580	54	VINELIT RACING	39.628	1	ASAP RACING	33.221	6	54	VINELIT RACING	1:58.620	1:58.858	7
7	15	PIKANTO RACING	45.596	10	JDM MOTOR 2	39.757	10	JDM MOTOR 2	33.278	7	10	JDM MOTOR 2	1:58.756	1:58.805	6
8	2	4 TEAM	45.622	2	4 TEAM	39.824	41	ÚLTIMA VUELTA	33.356	8	2	4 TEAM	1:58.852	1:59.461	9
9	10	JDM MOTOR 2	45.721	41	ÚLTIMA VUELTA	39.843	2	4 TEAM	33.406	9	41	ÚLTIMA VUELTA	1:58.963	1:59.383	8
10	41	ÚLTIMA VUELTA	45.764	15	PIKANTO RACING	39.995	54	VINELIT RACING	33.412	10	15	PIKANTO RACING	1:59.236	1:59.554	10
11	1	ASAP RACING	46.264	1	ASAP RACING	40.272	9	JDM MOTOR 1	33.545	11	1	ASAP RACING	1:59.757	2:00.176	11
12	35	EVC	46.350	9	JDM MOTOR 1	40.534	15	PIKANTO RACING	33.645	12	9	JDM MOTOR 1	2:00.663	2:02.003	15
13	9	JDM MOTOR 1	46.584	35	EVC	40.684	50	RRB Competicion	33.894	13	35	EVC	2:00.999	2:01.321	12
14	50	RRB Competicion	46.678	14	OLIMPIA TECSPOR	40.795	35	EVC	33.965	14	50	RRB Competicion	2:01.567	2:01.961	14
15	14	OLIMPIA TECSPOR	46.744	50	RRB Competicion	40.995	14	OLIMPIA TECSPOR	34.041	15	14	OLIMPIA TECSPOR	2:01.580	2:01.678	13
16	37	MSi Race Tech	46.837	37	MSi Race Tech	41.049	37	MSi Race Tech	34.100	16	37	MSi Race Tech	2:01.986	2:02.688	16
17	46	4 HOMBRES Y 1 MI	46.941	8	HLT MK3	41.387	4	B-MOVIE	34.258	17	4	B-MOVIE	2:02.666	2:03.081	17
18	4	B-MOVIE	46.950	31	Primera Team	41.408	31	Primera Team	34.533	18	31	Primera Team	2:03.099	2:03.489	18
19	31	Primera Team	47.158	4	B-MOVIE	41.458	46	4 HOMBRES Y 1 MI	34.538	19	46	4 HOMBRES Y 1 MI	2:03.208	2:03.925	19
20	8	HLT MK3	47.398	34	EB Racing	41.675	34	EB Racing	34.990	20	8	HLT MK3	2:03.800	2:04.292	20
21	33	VAGSPEED MOTOR	47.458	46	4 HOMBRES Y 1 MI	41.729	8	HLT MK3	35.015	21	34	EB Racing	2:04.371	2:04.854	21
22	55	SABUESOS TEAM	47.665	33	VAGSPEED MOTOR	42.332	55	SABUESOS TEAM	35.092	22	33	VAGSPEED MOTOR	2:05.065	2:05.471	22
23	5	DE DIEGO MOTOR	47.689	58	EFICAR TEAM SAX	42.460	44	ALVITRUCKSPORT	35.181	23	55	SABUESOS TEAM	2:05.344	2:06.880	29
24	34	EB Racing	47.706	5	DE DIEGO MOTOR	42.543	58	EFICAR TEAM SAX	35.197	24	5	DE DIEGO MOTOR	2:05.493	2:06.078	24
25	58	EFICAR TEAM SAX	47.984	55	SABUESOS TEAM	42.587	5	DE DIEGO MOTOR	35.261	25	58	EFICAR TEAM SAX	2:05.641	2:05.829	23
26	56	DANACAR	47.987	45	Art Motorsport	42.622	33	VAGSPEED MOTOR	35.275	26	44	ALVITRUCKSPORT	2:06.058	2:06.816	28
27	44	ALVITRUCKSPORT	48.050	42	Fuñigators Team	42.765	36	VSR MOTORSPORT	35.344	27	45	Art Motorsport	2:06.213	2:06.367	26
28	36	VSR MOTORSPORT	48.051	44	ALVITRUCKSPORT	42.827	45	Art Motorsport	35.363	28	36	VSR MOTORSPORT	2:06.276	2:06.349	25
29	45	Art Motorsport	48.228	36	VSR MOTORSPORT	42.881	42	Fuñigators Team	35.402	29	42	Fuñigators Team	2:06.405	2:06.998	30
30	42	Fuñigators Team	48.238	56	DANACAR	42.983	56	DANACAR	35.478	30	56	DANACAR	2:06.448	2:06.742	27
31	51	TMA-PADRISA-	48.419	49	AMAZON SPORT 2	43.012	51	TMA-PADRISA-	35.568	31	51	TMA-PADRISA-	2:07.028	2:07.908	32
32	47	ALFRA-CLIMALEC	48.448	51	TMA-PADRISA-	43.041	47	ALFRA-CLIMALEC	35.581	32	47	ALFRA-CLIMALEC	2:07.159	2:07.560	31
33	53	ELADIO MOTOR	48.536	47	ALFRA-CLIMALEC	43.130	53	ELADIO MOTOR	35.796	33	53	ELADIO MOTOR	2:07.624	2:08.333	33
34	39	GT SPORT	48.980	53	ELADIO MOTOR	43.292	49	AMAZON SPORT 2	35.874	34	49	AMAZON SPORT 2	2:07.940	2:08.440	34
35	43	CLEMENTE ARROY	49.021	43	CLEMENTE ARROY	43.624	43	CLEMENTE ARROY	36.106	35	43	CLEMENTE ARROY	2:08.751	2:09.665	36
36	49	AMAZON SPORT 2	49.054	39	GT SPORT	43.766	39	GT SPORT	36.124	36	39	GT SPORT	2:08.870	2:09.161	35
37	52	JL CRESPILLO TEA	49.697	52	JL CRESPILLO TEA	44.088	52	JL CRESPILLO TEA	36.343	37	52	JL CRESPILLO TEA	2:10.128	2:10.412	37
38	48	AMAZON SPORT 1	50.549	48	AMAZON SPORT 1	45.479	48	AMAZON SPORT 1	37.049	38	48	AMAZON SPORT 1	2:13.077	2:15.303	38
39	40	UV - TECSPORT	52.078	40	UV - TECSPORT	45.787	40	UV - TECSPORT	37.692	39	40	UV - TECSPORT	2:15.557	2:16.467	39
40	38	RACING for ALCALA	52.155	60	RIGA	47.603	38	RACING for ALCALA	38.214	40	38	RACING for ALCALA	2:18.101	2:18.513	40
41	57	EFICAR TEAM INFE	52.407	38	RACING for ALCALA	47.732	57	EFICAR TEAM INFE	38.244	41	60	RIGA	2:18.325	2:19.057	42
42	60	RIGA	52.463	57	EFICAR TEAM INFE	47.844	60	RIGA	38.259	42	57	EFICAR TEAM INFE	2:18.495	2:18.817	41
43	26	KOBE MOTOR	52.466	26	KOBE MOTOR	47.917	59	EFICAR TEAM,	38.618	43	26	KOBE MOTOR	2:19.023	2:19.383	43
44	59	EFICAR TEAM,	52.583	59	EFICAR TEAM,	48.098	26	KOBE MOTOR	38.640	44	59	EFICAR TEAM,	2:19.299	2:19.871	44

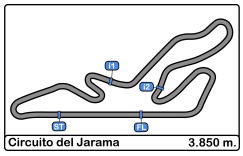

Circuito del Jarama
VI UV Endurance RACE Jarama
Carrera 4H
Secuencia Lider 2 Horas

Nº	Equipo	Vehiculo	Cat	Vta.Inicio	Vta. Fin	Vtas	Total Vtas.
19	RACING TO ENJOY 1	BMW E36 325i	3	1	**22**	22	22
16	RRO RACING	BMW E36 325i	3	23	**57**	35	35
21	BOYACÁ VSR	BMW E36 325i	3	58	**59**	2	2

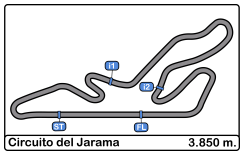

Circuito del Jarama
VI UV Endurance RACE Jarama
Carrera 4H
5 Mejores Tiempos 2 Horas

					Mejor 1		Mejor 2		Mejor 3		Mejor 4		Mejor 5	
Clas	**Nº**	**Equipo**	**Vehiculo**	**Cat**	**Tiempo**	**Vta.**	**Tiempo**	**Vta.**	**Tiempo**	**Vta.**	**Tiempo**	**Vta.**	**Tiempo**	**Vta.**
1	**19**	RACING TO ENJOY 1	BMW E36 325i	3	**1:55.222**	4	1:55.393	3	1:55.878	5	1:56.000	6	1:56.098	8
2	**16**	RRO RACING	BMW E36 325i	3	**1:55.702**	4	1:55.794	15	1:55.840	16	1:55.866	26	1:56.063	21
3	**18**	VSR MOTORSPORT 1	BMW E36 325i	3	**1:55.749**	26	1:55.866	23	1:56.020	4	1:56.103	16	1:56.188	5
4	**21**	BOYACÁ VSR	BMW E36 325i	3	**1:57.537**	4	1:57.657	19	1:57.698	36	1:57.735	26	1:57.745	10
5	**6**	DEYSCOM	CITROEN AX	1	**1:57.806**	2	1:58.241	9	1:58.345	10	1:58.443	4	1:58.519	12
6	**10**	JDM MOTOR 2	BMW E36 325i	3	**1:58.805**	20	1:59.145	12	1:59.426	24	1:59.529	13	1:59.611	25
7	**54**	VINELIT RACING GRAPHICS	Peugeot 205	2	**1:58.858**	13	1:59.705	26	1:59.863	25	1:59.945	12	1:59.996	11
8	**41**	ÚLTIMA VUELTA	Citroen AX	1	**1:59.383**	10	1:59.401	12	1:59.463	13	1:59.741	28	2:00.007	25
9	**2**	4 TEAM	BMW 318	2	**1:59.461**	9	1:59.501	26	1:59.528	8	1:59.534	10	1:59.644	6
10	**15**	PIKANTO RACING	SEAT TOLEDO	2	**1:59.554**	48	2:00.349	50	2:00.642	47	2:00.774	36	2:00.842	49
11	**1**	ASAP RACING	Honda Civic	1	**2:00.176**	21	2:00.206	51	2:00.395	14	2:00.435	52	2:00.835	44
12	**35**	EVC	BMW E36 325i	3	**2:01.321**	47	2:01.440	46	2:01.850	53	2:02.178	39	2:02.219	36
13	**14**	OLIMPIA TECSPORT	VW Golf MK2	2	**2:01.678**	23	2:02.149	13	2:02.186	20	2:02.276	14	2:02.542	41
14	**50**	RRB Competicion	Clio 1.8 16v	2	**2:01.961**	8	2:02.094	10	2:02.384	9	2:02.659	6	2:02.719	2
15	**9**	JDM MOTOR 1	BMW E30 325i	3	**2:02.003**	47	2:02.073	12	2:02.433	45	2:02.554	19	2:02.569	20
16	**37**	MSi Race Tech	Honda Civic	1	**2:02.688**	41	2:02.702	47	2:02.710	25	2:02.834	36	2:02.894	48
17	**4**	B-MOVIE	BMW E36 320i	2	**2:03.081**	50	2:03.387	51	2:03.447	53	2:03.468	47	2:03.480	35
18	**31**	Primera Team	Nissan Primera	2	**2:03.489**	49	2:03.975	13	2:04.344	38	2:04.442	23	2:04.461	20
19	**46**	4 HOMBRES Y 1 MIATA	MAZDA MX5	2	**2:03.925**	24	2:03.955	17	2:04.253	13	2:04.532	11	2:04.554	7
20	**8**	HLT MK3	VW Golf MK3	2	**2:04.292**	52	2:04.321	34	2:04.710	41	2:04.845	45	2:04.864	46
21	**34**	EB Racing	BMW E36 325i	3	**2:04.854**	10	2:04.972	15	2:05.000	9	2:05.171	14	2:05.458	11
22	**33**	VAGSPEED MOTORSPORT	Citroen Saxo 8v	SAXO	**2:05.471**	43	2:05.842	42	2:06.065	44	2:06.197	51	2:06.373	49
23	**58**	EFICAR TEAM SAXO	Citroen Saxo 1.6	SAXO	**2:05.829**	41	2:06.127	42	2:06.200	51	2:06.341	35	2:06.366	43
24	**5**	DE DIEGO MOTORSPORT	Citroen Saxo 1.6	SAXO	**2:06.078**	42	2:06.264	35	2:06.337	45	2:06.371	41	2:06.448	36
25	**36**	VSR MOTORSPORT SAXO	Citroen Saxo 1.6	SAXO	**2:06.349**	11	2:06.516	9	2:06.558	46	2:06.611	14	2:06.612	5
26	**45**	Art Motorsport	Citroen Saxo 1.6	SAXO	**2:06.367**	41	2:06.800	44	2:06.881	43	2:06.903	39	2:07.166	24
27	**56**	DANACAR	Citroen Saxo 1.6	SAXO	**2:06.742**	15	2:06.855	10	2:06.908	11	2:06.910	19	2:07.084	9
28	**44**	ALVITRUCKSPORT	CITROEN SAXO 1.6	SAXO	**2:06.816**	2	2:06.914	15	2:07.053	9	2:07.114	34	2:07.323	12
29	**55**	SABUESOS TEAM	BMW E36 320i	2	**2:06.880**	14	2:06.967	30	2:07.058	13	2:07.113	16	2:07.180	18
30	**42**	Fuñigators Team	Citroen Saxo 1.6	SAXO	**2:06.998**	35	2:07.009	36	2:07.166	43	2:07.179	34	2:07.352	41
31	**47**	ALFRA-CLIMALEC	Citroen Saxo 1.6	SAXO	**2:07.560**	12	2:07.765	15	2:07.871	27	2:07.879	7	2:07.959	16
32	**51**	TMA-PADRISA-GTPERFORMAN	Citroen Saxo 1.6	SAXO	**2:07.908**	7	2:08.104	10	2:08.122	47	2:08.206	8	2:08.215	11
33	**53**	ELADIO MOTOR	Citroen Saxo 1.6	SAXO	**2:08.333**	6	2:08.788	46	2:08.793	45	2:08.873	4	2:08.882	47
34	**49**	AMAZON SPORT 2	VW Golf	2	**2:08.440**	20	2:08.464	23	2:08.904	24	2:09.095	18	2:09.134	21
35	**39**	GT SPORT	Citroen Saxo 1.6	SAXO	**2:09.161**	23	2:09.303	22	2:10.714	20	2:11.103	11	2:11.341	10
36	**43**	CLEMENTE ARROYO	Citroen Saxo 1.6	SAXO	**2:09.665**	18	2:09.809	21	2:09.836	13	2:10.121	14	2:10.151	17
37	**52**	JL CRESPILLO TEAM	Citroen Saxo 1.6	SAXO	**2:10.412**	22	2:11.048	15	2:11.191	23	2:11.369	19	2:11.466	7
38	**48**	AMAZON SPORT 1	VW Golf	2	**2:15.303**	3	2:15.603	17	2:15.704	22	2:15.727	5	2:16.152	4
39	**40**	UV - TECSPORT	Citroen Saxo 1.6	SAXO	**2:16.467**	15	2:16.592	10	2:16.700	14	2:16.742	4	2:17.121	3
40	**38**	RACING for ALCALA	Toyota Aygo	AYGO	**2:18.513**	5	2:18.781	19	2:18.838	3	2:18.854	21	2:18.883	13
41	**57**	EFICAR TEAM INFE	Toyota Aygo	AYGO	**2:18.817**	14	2:19.075	21	2:19.128	16	2:19.139	12	2:19.199	25
42	**60**	RIGA	Toyota Aygo	AYGO	**2:19.057**	44	2:19.335	50	2:19.410	38	2:19.538	36	2:19.622	24
43	**26**	KOBE MOTOR	Toyota Aygo	AYGO	**2:19.383**	42	2:19.736	43	2:19.922	47	2:19.929	15	2:20.005	13
44	**59**	EFICAR TEAM, LOQUIMAY TEAM	Toyota Aygo	AYGO	**2:19.871**	12	2:19.881	15	2:19.944	34	2:20.097	16	2:20.302	19

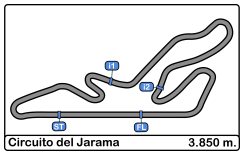

Circuito del Jarama
VI UV Endurance RACE Jarama
Carrera 4H
5 Mejores Velocidades 2 Horas

					Maxima 1		Maxima 2		Maxima 3		Maxima 4		Maxima 5		
Clas	**Nº**	**Equipo**	**Vehiculo**	**Cat**	**Km/h**	**Vta.**	**Km/h**	**Vta.**	**Km/h**	**Vta.**	**Km/h**	**Vta.**	**Km/h**	**Vta.**	**Media**
1	**16**	RRO RACING	BMW E36 325i	3	**201.8**	24	200.0	23	199.6	14	199.2	16	199.2	22	200.0
2	**19**	RACING TO ENJOY 1	BMW E36 325i	3	**198.5**	49	198.1	53	197.8	28	196.7	6	196.7	10	197.5
3	**18**	VSR MOTORSPORT 1	BMW E36 325i	3	**198.1**	52	196.7	18	196.7	22	196.0	12	196.0	16	196.7
4	**21**	BOYACÁ VSR	BMW E36 325i	3	**197.0**	41	196.3	46	195.2	10	194.9	37	194.5	12	195.6
5	**35**	EVC	BMW E36 325i	3	**196.7**	48	193.8	27	193.8	44	193.2	2	191.1	8	193.7
6	**10**	JDM MOTOR 2	BMW E36 325i	3	**194.9**	43	194.5	22	194.5	41	194.2	20	194.2	38	194.5
7	**54**	VINELIT RACING GRAPHICS	Peugeot 205	2	**194.9**	14	193.8	43	193.2	26	192.8	13	192.5	17	193.4
8	**9**	JDM MOTOR 1	BMW E30 325i	3	**194.5**	23	193.8	20	193.8	25	192.1	12	191.8	7	193.2
9	**15**	PIKANTO RACING	SEAT TOLEDO	2	**194.5**	48	193.2	51	192.5	47	192.1	49	190.4	2	192.5
10	**1**	ASAP RACING	Honda Civic	1	**192.1**	50	191.4	22	190.8	40	190.4	21	190.4	33	191.0
11	**2**	4 TEAM	BMW 318	2	**192.1**	22	189.8	26	189.8	39	189.4	7	189.4	27	190.1
12	**6**	DEYSCOM	CITROEN AX	1	**189.8**	13	189.4	14	189.4	17	188.8	2	188.4	9	189.2
13	**14**	OLIMPIA TECSPORT	VW Golf MK2	2	**189.4**	15	188.1	11	186.5	8	186.5	12	186.5	14	187.4
14	**34**	EB Racing	BMW E36 325i	3	**189.4**	14	186.8	39	186.2	9	184.6	3	184.3	31	186.2
15	**4**	B-MOVIE	BMW E36 320i	2	**189.1**	40	188.1	50	187.1	33	187.1	42	186.8	49	187.6
16	**50**	RRB Competicion	Clio 1.8 16v	2	**189.1**	12	188.8	3	188.4	8	187.5	6	187.1	2	188.2
17	**55**	SABUESOS TEAM	BMW E36 320i	2	**186.2**	14	184.3	26	182.4	13	181.2	27	180.6	17	182.9
18	**31**	Primera Team	Nissan Primera	2	**185.8**	42	180.0	13	180.0	26	180.0	37	179.4	14	181.0
19	**41**	ÚLTIMA VUELTA	Citroen AX	1	**185.2**	3	185.2	14	184.6	17	183.9	10	183.3	50	184.4
20	**37**	MSi Race Tech	Honda Civic	1	**183.9**	44	183.0	27	183.0	38	182.1	51	181.8	47	182.8
21	**8**	HLT MK3	VW Golf MK3	2	**183.0**	13	182.1	6	181.5	4	181.5	8	181.5	48	181.9
22	**49**	AMAZON SPORT 2	VW Golf	2	**182.1**	24	181.8	9	180.9	28	180.0	20	179.4	23	180.8
23	**58**	EFICAR TEAM SAXO	Citroen Saxo 1.6	SAXO	**180.3**	34	179.7	53	178.8	3	178.5	42	178.2	35	179.1
24	**33**	VAGSPEED MOTORSPORT	Citroen Saxo 8v	SAXO	**179.7**	13	178.5	40	178.5	43	178.2	42	178.2	48	178.6
25	**5**	DE DIEGO MOTORSPORT	Citroen Saxo 1.6	SAXO	**178.8**	45	177.0	32	177.0	44	176.7	3	176.4	5	177.2
26	**36**	VSR MOTORSPORT SAXO	Citroen Saxo 1.6	SAXO	**178.2**	45	176.7	2	176.4	7	176.4	8	175.6	11	176.7
27	**47**	ALFRA-CLIMALEC	Citroen Saxo 1.6	SAXO	**176.4**	13	176.1	17	176.1	26	175.8	11	175.6	7	176.0
28	**53**	ELADIO MOTOR	Citroen Saxo 1.6	SAXO	**176.4**	6	175.3	4	175.0	5	174.1	3	173.3	7	174.8
29	**56**	DANACAR	Citroen Saxo 1.6	SAXO	**176.4**	6	175.3	15	174.1	3	174.1	12	173.9	2	174.8
30	**44**	ALVITRUCKSPORT	CITROEN SAXO 1.6	SAXO	**176.1**	14	175.8	2	175.3	9	175.3	15	174.1	8	175.3
31	**46**	4 HOMBRES Y 1 MIATA	MAZDA MX5	2	**176.1**	3	176.1	4	176.1	12	175.0	19	174.7	25	175.6
32	**45**	Art Motorsport	Citroen Saxo 1.6	SAXO	**175.8**	5	175.8	9	175.8	22	175.6	16	175.0	38	175.6
33	**42**	Fuñigators Team	Citroen Saxo 1.6	SAXO	**175.3**	44	174.7	9	174.7	13	174.7	16	174.4	8	174.8
34	**51**	TMA-PADRISA-GTPERFORMAN	Citroen Saxo 1.6	SAXO	**173.9**	6	173.9	12	173.3	3	173.3	7	173.0	5	173.5
35	**52**	JL CRESPILLO TEAM	Citroen Saxo 1.6	SAXO	**173.3**	21	171.4	22	170.3	13	170.3	18	170.3	25	171.1
36	**43**	CLEMENTE ARROYO	Citroen Saxo 1.6	SAXO	**172.5**	20	172.2	25	171.9	11	171.9	45	171.7	17	172.0
37	**39**	GT SPORT	Citroen Saxo 1.6	SAXO	**170.8**	20	170.8	45	169.8	21	169.2	17	169.2	18	170.0
38	**48**	AMAZON SPORT 1	VW Golf	2	**166.9**	19	165.8	3	165.6	9	164.1	24	162.1	15	164.9
39	**40**	UV - TECSPORT	Citroen Saxo 1.6	SAXO	**165.3**	23	164.1	4	163.8	3	163.3	8	163.1	12	163.9
40	**38**	RACING for ALCALA	Toyota Aygo	AYGO	**154.9**	17	152.9	24	151.6	3	151.6	6	151.6	19	152.5
41	**57**	EFICAR TEAM INFE	Toyota Aygo	AYGO	**154.2**	13	154.2	20	154.0	47	153.8	22	153.8	40	154.0
42	**60**	RIGA	Toyota Aygo	AYGO	**154.0**	44	153.8	45	153.6	23	153.6	47	153.1	40	153.6
43	**59**	EFICAR TEAM, LOQUIMAY TEAM	Toyota Aygo	AYGO	**153.1**	10	152.5	2	152.5	13	152.5	19	152.3	3	152.6
44	**26**	KOBE MOTOR	Toyota Aygo	AYGO	**152.9**	11	152.5	10	152.5	38	151.4	47	151.2	2	152.1

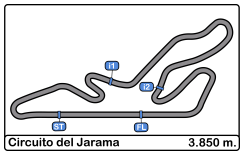

Circuito del Jarama
VI UV Endurance RACE Jarama
Carrera 4H
Secuencia Vueltas Rapidas 2 Horas

Vta	Hora Día	T Sesion	Nº	Equipo	Vehiculo	Cat	Time	Km/h
2	16:02:59.473	4:00.473	**19**	RACING TO ENJOY 1	BMW E36 325i	3	**1:56.313**	119.1
3	16:04:54.866	5:55.866	**19**	RACING TO ENJOY 1	BMW E36 325i	3	**1:55.393**	120.1
4	16:06:50.088	7:51.088	**19**	RACING TO ENJOY 1	BMW E36 325i	3	**1:55.222**	120.2

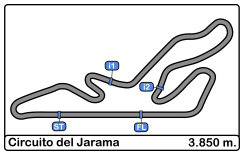

Circuito del Jarama
VI UV Endurance RACE Jarama
Carrera 4H
Mejor Maxima Velocidad del Evento 2 Horas

Nº	Equipo	Vehiculo	Cat	Clas	Km/h	Sesion
16	RRO RACING	BMW E36 325i	3	1	**201.8**	Carrera 4H
19	RACING TO ENJOY 1	BMW E36 325i	3	2	**198.5**	Carrera 4H
21	BOYACÁ VSR	BMW E36 325i	3	3	**198.1**	Entrenamiento cronometrado
18	VSR MOTORSPORT 1	BMW E36 325i	3	4	**198.1**	Carrera 4H
54	VINELIT RACING GRAPHICS	Peugeot 205	2	1	**197.0**	Entrenamiento cronometrado
35	EVC	BMW E36 325i	3	5	**197.0**	Entrenamiento cronometrado
10	JDM MOTOR 2	BMW E36 325i	3	6	**195.2**	Entrenamiento cronometrado
15	PIKANTO RACING	SEAT TOLEDO	2	2	**195.2**	Entrenamiento cronometrado
9	JDM MOTOR 1	BMW E30 325i	3	7	**194.5**	Carrera 4H
34	EB Racing	BMW E36 325i	3	8	**192.8**	Entrenamiento cronometrado
2	4 TEAM	BMW 318	2	3	**192.1**	Carrera 4H
1	ASAP RACING	Honda Civic	1	1	**192.1**	Carrera 4H
6	DEYSCOM	CITROEN AX	1	2	**189.8**	Carrera 4H
14	OLIMPIA TECSPORT	VW Golf MK2	2	4	**189.4**	Carrera 4H
50	RRB Competicion	Clio 1.8 16v	2	5	**189.1**	Carrera 4H
4	B-MOVIE	BMW E36 320i	2	6	**189.1**	Carrera 4H
55	SABUESOS TEAM	BMW E36 320i	2	7	**186.2**	Carrera 4H
31	Primera Team	Nissan Primera	2	8	**185.8**	Carrera 4H
41	ÚLTIMA VUELTA	Citroen AX	1	3	**185.2**	Carrera 4H
49	AMAZON SPORT 2	VW Golf	2	9	**184.6**	Entrenamiento cronometrado
8	HLT MK3	VW Golf MK3	2	10	**183.9**	Entrenamiento cronometrado
37	MSi Race Tech	Honda Civic	1	4	**183.9**	Carrera 4H
58	EFICAR TEAM SAXO	Citroen Saxo 1.6	SAX	1	**180.3**	Carrera 4H
33	VAGSPEED MOTORSPORT	Citroen Saxo 8v	SAX	2	**179.7**	Carrera 4H
5	DE DIEGO MOTORSPORT	Citroen Saxo 1.6	SAX	3	**178.8**	Carrera 4H
36	VSR MOTORSPORT SAXO	Citroen Saxo 1.6	SAX	4	**178.2**	Carrera 4H
56	DANACAR	Citroen Saxo 1.6	SAX	5	**176.4**	Carrera 4H
53	ELADIO MOTOR	Citroen Saxo 1.6	SAX	6	**176.4**	Carrera 4H
47	ALFRA-CLIMALEC	Citroen Saxo 1.6	SAX	7	**176.4**	Carrera 4H
46	4 HOMBRES Y 1 MIATA	MAZDA MX5	2	11	**176.1**	Carrera 4H
44	ALVITRUCKSPORT	CITROEN SAXO	SAX	8	**176.1**	Carrera 4H
45	Art Motorsport	Citroen Saxo 1.6	SAX	9	**175.8**	Carrera 4H
42	Fuñigators Team	Citroen Saxo 1.6	SAX	10	**175.3**	Carrera 4H
51	TMA-PADRISA-	Citroen Saxo 1.6	SAX	11	**173.9**	Carrera 4H
52	JL CRESPILLO TEAM	Citroen Saxo 1.6	SAX	12	**173.3**	Carrera 4H
43	CLEMENTE ARROYO	Citroen Saxo 1.6	SAX	13	**172.5**	Carrera 4H
39	GT SPORT	Citroen Saxo 1.6	SAX	14	**171.7**	Entrenamiento cronometrado
48	AMAZON SPORT 1	VW Golf	2	12	**170.3**	Entrenamiento cronometrado
40	UV - TECSPORT	Citroen Saxo 1.6	SAX	15	**165.3**	Entrenamiento cronometrado

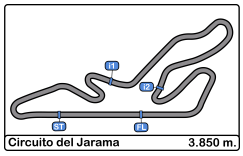

Circuito del Jarama
VI UV Endurance RACE Jarama
Carrera 4H
Mejor Maxima Velocidad del Evento 2 Horas

38	RACING for ALCALA	Toyota Aygo	AYG	1	**154.9**	Carrera 4H
57	EFICAR TEAM INFE	Toyota Aygo	AYG	2	**154.2**	Carrera 4H
60	RIGA	Toyota Aygo	AYG	3	**154.0**	Carrera 4H
59	EFICAR TEAM, LOQUIMAY	Toyota Aygo	AYG	4	**153.1**	Carrera 4H
26	KOBE MOTOR	Toyota Aygo	AYG	5	**152.9**	Carrera 4H

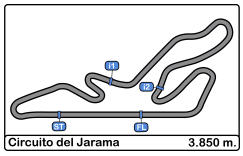

Circuito del Jarama
VI UV Endurance RACE Jarama
Carrera 4H
Cuentavueltas 2 Horas

Vta.

Nr	Pos	Parr	1	2	3	4	5	6	7	8	9	10	11	12	13	14	15	16	17	18	19	20	21	22	23	24	25	26	27	28	29	30
18	**1**	18	16	37	37	37	37	37	37	37	37	37	37	37	2	2	2	2	2	2	2	2	18	18	18	18	18	18	21	21	21	21
19	**2**	19	10	14	14	14	14	14	2	2	2	2	2	2	37	37	37	18	18	18	18	18	37	37	37	16	16	16	41	41	41	
16	**3**	16	37	57	2	2	2	2	46	18	18	18	18	18	18	18	18	37	37	37	37	37	16	16	16	21	21	21	4	4	4	
21	**4**	21	38	2	46	46	46	46	18	16	16	16	16	16	16	16	16	16	16	16	16	16	21	21	21	41	1	41	55	6		
6	**5**	6	57	46	18	18	18	18	16	21	21	21	21	21	21	21	21	21	21	21	21	21	10	10	41	1	41	1	16	58		
15	**6**	15	14	18	34	16	16	16	21	10	10	10	10	10	10	10	10	10	10	10	10	10	2	41	1	37	35	55	6	19		
54	**7**	54	60	48	55	34	34	34	34	34	34	34	34	34	55	55	55	55	55	41	41	41	41	1	55	55	55	4	58	5		
10	**8**	10	41	56	16	55	55	21	10	55	55	55	55	55	34	34	34	41	41	55	1	1	1	55	35	35	4	6	5	16		
2	**9**	2	51	34	48	21	21	55	55	14	14	14	14	41	41	41	41	34	1	1	55	55	55	35	4	4	6	58	19			
35	**10**	35	49	55	40	10	10	10	14	46	41	41	41	14	1	1	1	1	35	35	35	35	35	4	10	8	58	5	2			
41	**11**	41	46	40	10	48	48	41	41	41	1	1	1	1	15	15	15	35	4	4	4	4	4	8	8	6	5	19	1			
50	**12**	50	19	58	21	40	40	43	43	43	43	15	15	15	4	4	35	4	8	8	8	8	8	6	6	5	19	56	10			
9	**13**	9	2	16	39	39	43	40	51	51	51	43	4	4	35	35	4	8	6	6	6	6	6	33	33	58	56	2				
14	**14**	14	59	39	43	43	41	48	48	1	15	8	8	8	8	8	8	6	51	51	14	14	14	5	5	19	2	10				
37	**15**	37	53	10	51	51	39	51	39	8	8	4	35	35	51	51	51	51	33	33	33	33	33	58	58	56	10	35				
31	**16**	31	48	43	57	41	51	39	1	15	4	51	51	51	43	43	6	43	5	5	5	5	5	34	56	2	8	37				
34	**17**	34	26	21	41	1	8	8	8	39	35	35	43	43	36	6	43	33	43	36	36	36	58	56	19	10	37	53				
4	**18**	4	8	51	1	57	1	1	15	4	39	39	36	36	6	36	36	36	36	14	51	51	51	19	31	49	53	39				
5	**19**	5	18	41	8	8	57	15	40	35	36	36	39	5	5	5	33	5	58	19	58	58	34	31	2	33	57	57				
44	**20**	44	36	49	49	49	4	4	4	48	48	33	5	6	33	33	5	58	14	58	43	34	56	2	39	42	39	59				
36	**21**	36	56	38	59	36	15	35	35	36	33	5	33	33	58	58	58	45	45	43	34	56	19	39	54	53	59	60				
8	**22**	8	40	1	38	4	35	36	36	40	5	58	58	58	45	45	45	14	19	45	56	31	31	54	49	57	60					
58	**23**	58	39	59	36	15	36	57	33	33	58	45	6	45	39	14	14	19	34	34	31	19	39	49	42	59	26					
33	**24**	33	55	8	4	35	33	33	45	5	45	6	45	39	14	56	56	56	56	56	39	39	54	14	34	39	36					
42	**25**	42	34	60	35	59	49	45	5	58	56	56	56	56	56	39	19	39	39	39	19	54	36	42	40	60	38					
51	**26**	51	58	36	15	33	45	56	58	45	40	9	9	19	19	19	39	31	31	31	54	43	49	40	53	26	33					
45	**27**	45	15	26	60	56	56	5	56	56	6	48	48	48	31	31	31	54	54	54	49	49	40	57	57	54	34					
55	**28**	55	35	4	33	45	5	58	57	9	9	40	40	40	40	54	54	49	49	49	45	40	48	51	59	38						
47	**29**	47	5	35	56	5	58	9	9	6	57	57	19	31	48	40	49	48	40	40	40	48	57	59	60	36						
56	**30**	56	43	33	45	38	59	49	6	57	49	19	31	49	54	48	40	40	48	48	48	57	42	53	26	34						
53	**31**	53	21	15	26	58	9	6	49	49	59	49	49	57	49	49	48	57	57	57	57	42	59	60	45	51						
48	**32**	48	31	45	58	60	60	59	59	59	19	31	57	54	57	57	57	59	59	59	59	59	60	26	38	14						
49	**33**	49	54	5	5	9	38	60	60	60	31	59	54	59	59	59	59	60	60	60	42	60	53	45	36	40						
39	**34**	39	1	19	9	26	6	38	38	19	60	54	59	60	60	60	60	26	26	26	60	26	26	38	14	45						
43	**35**	43	4	9	6	6	26	26	26	31	26	60	60	26	26	26	26	42	42	42	26	53	38	36	51							
40	**36**	40	33	6	31	31	31	31	31	26	54	26	26	9	38	38	38	38	53	53	53	38	45	48	52							
38	**37**	38	45	31	54	19	19	19	19	38	38	38	38	38	42	42	42	53	38	38	38	9	9	52	44							
57	**38**	57	9	54	19	54	54	54	54	54	42	42	42	42	53	53	53	9	9	9	9	45	52	44	48							
59	**39**	59	42	52	52	52	53	53	53	53	53	53	53	53	9	9	9	52	52	52	52	52	44	43	43							
26	**40**	26	47	53	53	53	42	42	42	42	52	52	52	52	52	52	52	47	47	44	44	44	47	47	9							
60	**41**	60	6	42	42	42	52	52	52	52	47	47	47	47	47	47	47	44	44	47	47	47	43	9	47							
46	**42**	46	52	47	47	47	47	47	47	47	44	44	44	44	44	44	44	15	15	15	15	15	15									
1	**43**	1	44	44	44	44	44	44	44	44	46	46	46	46	46	46	46	46	46	46	46	46										
52	**44**	52																														

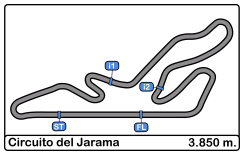

Circuito del Jarama

VI UV Endurance RACE Jarama

Carrera 4H

Cuentavueltas Gráfico 2 Horas

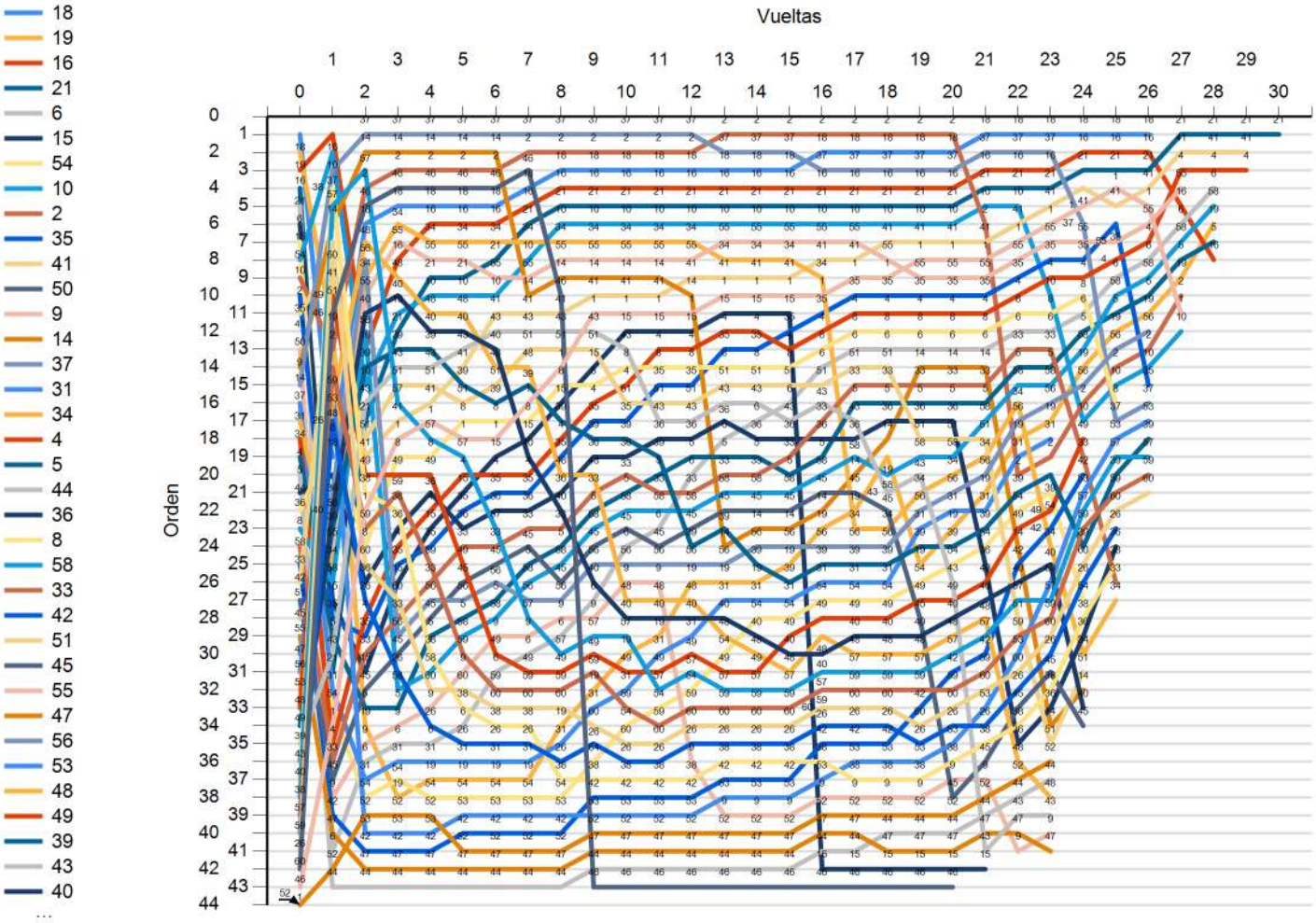

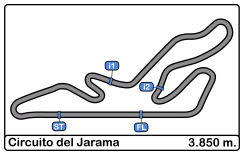

Circuito del Jarama
VI UV Endurance RACE Jarama
Carrera 4H
Tiempos Parada en Pit 2 Horas

Nº	Tiempo Día	Equipo	Vehiculo	Cat	Tiempo Entrada	Nº Parada	Tiempo Pit	Handicap
10	16:59:34.614	JDM MOTOR 2	BMW E36 325i	3	1:00:35.930	1	2:07.841	5:00
54	16:59:38.827	VINELIT RACING GRAPHICS	Peugeot 205	2	1:00:40.143	1	5:17.305	5:00
38	16:59:43.198	RACING for ALCALA	Toyota Aygo	AYGO	1:00:44.514	1	2:39.713	5:00
60	16:59:48.270	RIGA	Toyota Aygo	AYGO	1:00:49.586	1	3:02.287	5:00
51	17:00:00.382	TMA-PADRISA-GTPERFORMAN	Citroen Saxo 1.6	SAXO	1:01:01.698	1	2:11.922	5:00
49	17:00:04.467	AMAZON SPORT 2	VW Golf	2	1:01:05.783	1	2:25.305	5:00
59	17:00:32.069	EFICAR TEAM, LOQUIMAY TEA	Toyota Aygo	AYGO	1:01:33.385	1	2:05.030	5:00
26	17:00:39.045	KOBE MOTOR	Toyota Aygo	AYGO	1:01:40.361	1	2:18.483	5:00
8	17:00:40.701	HLT MK3	VW Golf MK3	2	1:01:42.017	1	2:14.905	5:00
36	17:00:48.048	VSR MOTORSPORT SAXO	Citroen Saxo 1.6	SAXO	1:01:49.364	1	2:14.023	5:00
15	17:01:14.333	PIKANTO RACING	SEAT TOLEDO	2	1:02:15.649	1	2:14.926	5:00
35	17:01:18.154	EVC	BMW E36 325i	3	1:02:19.470	1	2:03.119	5:00
5	17:01:20.666	DE DIEGO MOTORSPORT	Citroen Saxo 1.6	SAXO	1:02:21.982	1	2:06.869	5:00
42	17:01:31.390	Fuñigators Team	Citroen Saxo 1.6	SAXO	1:02:32.706	1	5:22.858	5:00
47	17:01:32.932	ALFRA-CLIMALEC	Citroen Saxo 1.6	SAXO	1:02:34.248	1	6:28.985	5:00
57	17:02:09.929	EFICAR TEAM INFE	Toyota Aygo	AYGO	1:03:11.245	1	2:09.018	5:00
19	17:02:10.640	RACING TO ENJOY 1	BMW E36 325i	3	1:03:11.956	1	5:05.513	5:00
56	17:03:05.688	DANACAR	Citroen Saxo 1.6	SAXO	1:04:07.004	1	2:20.498	5:00
58	17:03:27.455	EFICAR TEAM SAXO	Citroen Saxo 1.6	SAXO	1:04:28.771	1	2:05.554	5:00
14	17:10:14.194	OLIMPIA TECSPORT	VW Golf MK2	2	1:11:15.510	1	2:12.772	5:00
52	17:12:33.616	JL CRESPILLO TEAM	Citroen Saxo 1.6	SAXO	1:13:34.932	1	1:35.923	5:00
46	17:14:54.472	4 HOMBRES Y 1 MIATA	MAZDA MX5	2	1:15:55.788	1	20:49.628	5:00
14	17:25:09.969	OLIMPIA TECSPORT	VW Golf MK2	2	1:26:11.285	2	1:53.882	5:00
9	17:27:01.871	JDM MOTOR 1	BMW E30 325i	3	1:28:03.187	1	5:24.392	5:00
34	17:33:26.374	EB Racing	BMW E36 325i	3	1:34:27.690	1	2:03.855	5:00
2	17:41:13.004	4 TEAM	BMW 318	2	1:42:14.320	1	5:30.706	5:00
45	17:41:44.036	Art Motorsport	Citroen Saxo 1.6	SAXO	1:42:45.352	1	5:05.031	5:00
43	17:43:54.199	CLEMENTE ARROYO	Citroen Saxo 1.6	SAXO	1:44:55.515	1	10:32.684	5:00
36	17:45:52.903	VSR MOTORSPORT SAXO	Citroen Saxo 1.6	SAXO	1:46:54.219	2	6:08.632	5:00
10	17:46:43.073	JDM MOTOR 2	BMW E36 325i	3	1:47:44.389	2	5:06.887	5:00
37	17:47:19.196	MSi Race Tech	Honda Civic	1	1:48:20.512	1	8:48.419	5:00
14	17:47:53.258	OLIMPIA TECSPORT	VW Golf MK2	2	1:48:54.574	3	6:38.112	5:00
51	17:48:04.477	TMA-PADRISA-GTPERFORMAN	Citroen Saxo 1.6	SAXO	1:49:05.793	2	8:01.566	5:00
34	17:50:34.603	EB Racing	BMW E36 325i	3	1:51:35.919	2	5:37.289	5:00
18	17:50:42.502	VSR MOTORSPORT 1	BMW E36 325i	3	1:51:43.818	1	5:31.977	5:00
31	17:50:56.692	Primera Team	Nissan Primera	2	1:51:58.008	1	10:09.552	5:00
39	17:51:32.736	GT SPORT	Citroen Saxo 1.6	SAXO	1:52:34.052	1	3:04.648	5:00
9	17:51:39.750	JDM MOTOR 1	BMW E30 325i	3	1:52:41.066	2	5:27.226	5:00
48	17:51:57.394	AMAZON SPORT 1	VW Golf	2	1:52:58.710	1	6:00.832	5:00
33	17:52:04.588	VAGSPEED MOTORSPORT	Citroen Saxo 8v	SAXO	1:53:05.904	1	6:31.522	5:00
16	17:53:27.995	RRO RACING	BMW E36 325i	3	1:54:29.311	1	5:56.314	5:00
54	17:54:14.269	VINELIT RACING GRAPHICS	Peugeot 205	2	1:55:15.585	2	7:17.115	5:00
35	17:54:51.306	EVC	BMW E36 325i	3	1:55:52.622	2	6:00.828	5:00
45	17:55:21.242	Art Motorsport	Citroen Saxo 1.6	SAXO	1:56:22.558	2	3:59.003	5:00
14	17:57:10.751	OLIMPIA TECSPORT	VW Golf MK2	2	1:58:12.067	4	1:26.563	5:00

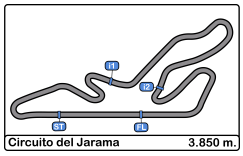

Circuito del Jarama
VI UV Endurance RACE Jarama
Carrera 4H
Resultados Provisionales 3 Horas

Cla	Nº	Equipo	Vehiculo	Cat	Cla	N.V.	Tiempo	Dif 1º	Dif Ant.	Km/h	V.R.	Tiempo	Km/h
1	**19**	RACING TO ENJOY 1	BMW E36 325i	3	1	85	**3:01:30.145**			108.1	4	1:55.222	120.2
2	**16**	RRO RACING	BMW E36 325i	3	2	85	**3:03:14.508**	1:44.363	1:44.363	107.1	4	1:55.702	119.7
3	**41**	ÚLTIMA VUELTA	Citroen AX	1	1	84	**3:01:34.552**	1 Vta	1 Vta	106.8	10	1:59.383	116.0
4	**21**	BOYACÁ VSR	BMW E36 325i	3	3	83	**2:58:13.600**	2 Vtas	1 Vta	107.5	4	1:57.537	117.9
5	**1**	ASAP RACING	Honda Civic	1	2	83	**3:03:10.109**	2 Vtas	4:56.509	104.6	21	2:00.176	115.3
6	**35**	EVC	BMW E36 325i	3	4	82	**2:59:50.149**	3 Vtas	1 Vta	105.3	47	2:01.321	114.2
7	**37**	MSi Race Tech	Honda Civic	1	3	81	**2:59:40.645**	4 Vtas	1 Vta	104.1	57	2:01.977	113.6
8	**4**	B-MOVIE	BMW E36 320i	2	1	81	**3:02:51.473**	4 Vtas	3:10.828	102.3	50	2:03.081	112.6
9	**56**	DANACAR	Citroen Saxo 1.6	SA	1	80	**3:01:51.187**	5 Vtas	1 Vta	101.6	15	2:06.742	109.3
10	**33**	VAGSPEED MOTORSPORT	Citroen Saxo 8v	SA	2	80	**3:02:17.687**	5 Vtas	26.500	101.3	43	2:05.471	110.4
11	**18**	VSR MOTORSPORT 1	BMW E36 325i	3	5	80	**3:03:01.335**	5 Vtas	43.648	100.9	26	1:55.749	119.7
12	**5**	DE DIEGO MOTORSPORT	Citroen Saxo 1.6	SA	3	79	**2:59:48.691**	6 Vtas	1 Vta	101.4	42	2:06.078	109.9
13	**9**	JDM MOTOR 1	BMW E30 325i	3	6	79	**2:59:53.593**	6 Vtas	4.902	101.4	77	2:01.234	114.3
14	**58**	EFICAR TEAM SAXO	Citroen Saxo 1.6	SA	4	79	**3:01:36.022**	6 Vtas	1:42.429	100.4	41	2:05.829	110.1
15	**2**	4 TEAM	BMW 318	2	2	79	**3:01:39.531**	6 Vtas	3.509	100.4	9	1:59.461	116.0
16	**10**	JDM MOTOR 2	BMW E36 325i	3	7	78	**2:46:26.694**	7 Vtas	1 Vta	108.2	20	1:58.805	116.6
17	**15**	PIKANTO RACING	SEAT TOLEDO	2	3	78	**3:03:02.532**	7 Vtas	16:35.83	98.4	51	1:59.164	116.3
18	**49**	AMAZON SPORT 2	VW Golf	2	4	78	**3:03:26.042**	7 Vtas	23.510	98.2	20	2:08.440	107.9
19	**45**	Art Motorsport	Citroen Saxo 1.6	SA	5	77	**3:01:50.809**	8 Vtas	1 Vta	97.8	41	2:06.367	109.6
20	**36**	VSR MOTORSPORT SAXO	Citroen Saxo 1.6	SA	6	76	**2:51:50.624**	9 Vtas	1 Vta	102.1	11	2:06.349	109.6
21	**34**	EB Racing	BMW E36 325i	3	8	76	**2:58:08.158**	9 Vtas	6:17.534	98.5	10	2:04.854	111.0
22	**43**	CLEMENTE ARROYO	Citroen Saxo 1.6	SA	7	75	**3:03:04.023**	10 Vtas	1 Vta	94.6	72	2:09.589	106.9
23	**31**	Primera Team	Nissan Primera	2	5	74	**2:58:18.437**	11 Vtas	1 Vta	95.8	49	2:03.489	112.2
24	**57**	EFICAR TEAM INFE	Toyota Aygo	AY	1	74	**3:03:11.378**	11 Vtas	4:52.941	93.3	14	2:18.817	99.8
25	**59**	EFICAR TEAM, LOQUIMAY TEAM	Toyota Aygo	AY	2	73	**3:00:47.049**	12 Vtas	1 Vta	93.2	60	2:19.824	99.1
26	**6**	DEYSCOM	CITROEN AX	1	4	73	**3:01:46.879**	12 Vtas	59.830	92.7	2	1:57.806	117.6
27	**52**	JL CRESPILLO TEAM	Citroen Saxo 1.6	SA	8	73	**3:02:26.500**	12 Vtas	39.621	92.4	22	2:10.412	106.2
28	**47**	ALFRA-CLIMALEC	Citroen Saxo 1.6	SA	9	73	**3:02:42.905**	12 Vtas	16.405	92.2	12	2:07.560	108.6
29	**54**	VINELIT RACING GRAPHICS	Peugeot 205	2	6	72	**2:41:08.785**	13 Vtas	1 Vta	103.2	13	1:58.858	116.6
30	**53**	ELADIO MOTOR	Citroen Saxo 1.6	SA	10	72	**3:01:18.808**	13 Vtas	20:10.02	91.7	6	2:08.333	108.0
31	**46**	4 HOMBRES Y 1 MIATA	MAZDA MX5	2	7	72	**3:01:52.509**	13 Vtas	33.701	91.4	24	2:03.925	111.8
32	**40**	UV - TECSPORT	Citroen Saxo 1.6	SA	11	72	**3:02:58.312**	13 Vtas	1:05.803	90.8	71	2:15.826	102.0
33	**39**	GT SPORT	Citroen Saxo 1.6	SA	12	71	**2:58:47.950**	14 Vtas	1 Vta	91.7	23	2:09.161	107.3
34	**48**	AMAZON SPORT 1	VW Golf	2	8	71	**3:01:39.374**	14 Vtas	2:51.424	90.2	3	2:15.303	102.4
35	**60**	RIGA	Toyota Aygo	AY	3	71	**3:03:29.644**	14 Vtas	1:50.270	89.3	44	2:19.057	99.6
36	**26**	KOBE MOTOR	Toyota Aygo	AY	4	70	**3:02:35.746**	15 Vtas	1 Vta	88.5	42	2:19.383	99.4
37	**38**	RACING for ALCALA	Toyota Aygo	AY	5	70	**3:03:28.800**	15 Vtas	53.054	88.1	5	2:18.513	100.0
38	**14**	OLIMPIA TECSPORT	VW Golf MK2	2	9	69	**2:57:59.499**	16 Vtas	1 Vta	89.5	23	2:01.678	113.9
39	**44**	ALVITRUCKSPORT	CITROEN SAXO 1.6	SA	13	67	**3:02:58.762**	18 Vtas	2 Vtas	84.5	2	2:06.816	109.2
	No clasificados: (Requerimiento: 75% del numero de vueltas del lider = 64 Vueltas)												
	42	Fuñigators Team	Citroen Saxo 1.6	SA	14	63	**2:57:31.950**	22 Vtas	4 Vtas	81.9	35	2:06.998	109.1
	51	TMA-PADRISA-GTPERFORMANCE	Citroen Saxo 1.6	SA	15	60	**2:25:24.707**	25 Vtas	3 Vtas	95.3	7	2:07.908	108.3
	8	HLT MK3	VW Golf MK3	2	10	60	**3:01:51.474**	25 Vtas	36:26.76	76.2	52	2:04.292	111.5
	55	SABUESOS TEAM	BMW E36 320i	2	11	55	**3:01:16.616**	30 Vtas	5 Vtas	70.0	14	2:06.880	109.2

Publicada a las :.....

Comisarios Deportivos:	**Director de Carrera:**	**Cronometrador:**

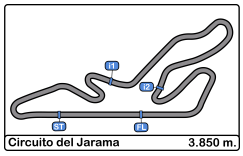

Circuito del Jarama
VI UV Endurance RACE Jarama
Carrera 4H
Resultados Provisionales 3 Horas

Cla	Nº	Equipo	Vehiculo	Cat	Cla	N.V.	Tiempo	Dif 1º	Dif Ant.	Km/h	V.R.	Tiempo	Km/h
	50	RRB Competicion	Clio 1.8 16v	2	12	11	**49:40.700**	74 Vtas	44 Vtas	51.1	8	2:01.961	113.6

Vta. rápida de RACING TO ENJOY 1 en 1:55.222 a 120.3 Km/h en la vuelta 4

Publicada a las :.....

Comisarios Deportivos:	**Director de Carrera:**	**Cronometrador:**

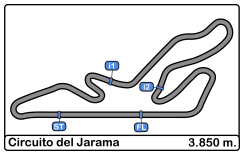

Circuito del Jarama
VI UV Endurance RACE Jarama
Carrera 4H
Resultados Provisionales por categoria 3 Horas

Cla	Nº	Equipo	Vehiculo	Cat	Cla	N.V.	Tiempo	Dif 1º	Dif Ant.	Km/h	V.R.	Tiempo	Km/h
		Categoría 1											
1	**41**	ÚLTIMA VUELTA	Citroen AX	1	1	84	**3:01:34.552**			106.8	10	1:59.383	116.0
2	**1**	ASAP RACING	Honda Civic	1	2	83	**3:03:10.109**	2 Laps	1 Lap	104.6	21	2:00.176	115.3
3	**37**	MSi Race Tech	Honda Civic	1	3	81	**2:59:40.645**	4 Laps	2 Laps	104.1	57	2:01.977	113.6
4	**6**	DEYSCOM	CITROEN AX	1	4	73	**3:01:46.879**	12 Laps	8 Laps	92.7	2	1:57.806	117.6
Vta. rápida de RACING TO ENJOY 1 en 1:55.222 a 120.3 Km/h en la vuelta 4													
		Categoría 2											
1	**4**	B-MOVIE	BMW E36 320i	2	1	81	**3:02:51.473**			102.3	50	2:03.081	112.6
2	**2**	4 TEAM	BMW 318	2	2	79	**3:01:39.531**	6 Laps	2 Laps	100.4	9	1:59.461	116.0
3	**15**	PIKANTO RACING	SEAT TOLEDO	2	3	78	**3:03:02.532**	7 Laps	1 Lap	98.4	51	1:59.164	116.3
4	**49**	AMAZON SPORT 2	VW Golf	2	4	78	**3:03:26.042**	7 Laps	23.510	98.2	20	2:08.440	107.9
5	**31**	Primera Team	Nissan Primera	2	5	74	**2:58:18.437**	11 Laps	4 Laps	95.8	49	2:03.489	112.2
6	**54**	VINELIT RACING GRAPHICS	Peugeot 205	2	6	72	**2:41:08.785**	13 Laps	2 Laps	103.2	13	1:58.858	116.6
7	**46**	4 HOMBRES Y 1 MIATA	MAZDA MX5	2	7	72	**3:01:52.509**	13 Laps	20:43.72	91.4	24	2:03.925	111.8
8	**48**	AMAZON SPORT 1	VW Golf	2	8	71	**3:01:39.374**	14 Laps	1 Lap	90.2	3	2:15.303	102.4
9	**14**	OLIMPIA TECSPORT	VW Golf MK2	2	9	69	**2:57:59.499**	16 Laps	2 Laps	89.5	23	2:01.678	113.9
	No clasificados: (Requerimiento: 75% del numero de vueltas del lider = 64 Vueltas)												
	8	HLT MK3	VW Golf MK3	2	10	60	**3:01:51.474**	25 Laps	9 Laps	76.2	52	2:04.292	111.5
	55	SABUESOS TEAM	BMW E36 320i	2	11	55	**3:01:16.616**	30 Laps	5 Laps	70.0	14	2:06.880	109.2
	50	RRB Competicion	Clio 1.8 16v	2	12	11	**49:40.700**	74 Laps	44 Laps	51.1	8	2:01.961	113.6
Vta. rápida de RACING TO ENJOY 1 en 1:55.222 a 120.3 Km/h en la vuelta 4													
		Categoría 3											
1	**19**	RACING TO ENJOY 1	BMW E36 325i	3	1	85	**3:01:30.145**			108.1	4	1:55.222	120.2
2	**16**	RRO RACING	BMW E36 325i	3	2	85	**3:03:14.508**	1:44.363	1:44.363	107.1	4	1:55.702	119.7
3	**21**	BOYACÁ VSR	BMW E36 325i	3	3	83	**2:58:13.600**	2 Laps	2 Laps	107.5	4	1:57.537	117.9
4	**35**	EVC	BMW E36 325i	3	4	82	**2:59:50.149**	3 Laps	1 Lap	105.3	47	2:01.321	114.2
5	**18**	VSR MOTORSPORT 1	BMW E36 325i	3	5	80	**3:03:01.335**	5 Laps	2 Laps	100.9	26	1:55.749	119.7
6	**9**	JDM MOTOR 1	BMW E30 325i	3	6	79	**2:59:53.593**	6 Laps	1 Lap	101.4	77	2:01.234	114.3
7	**10**	JDM MOTOR 2	BMW E36 325i	3	7	78	**2:46:26.694**	7 Laps	1 Lap	108.2	20	1:58.805	116.6
8	**34**	EB Racing	BMW E36 325i	3	8	76	**2:58:08.158**	9 Laps	2 Laps	98.5	10	2:04.854	111.0
Vta. rápida de RACING TO ENJOY 1 en 1:55.222 a 120.3 Km/h en la vuelta 4													
		AYGO											
1	**57**	EFICAR TEAM INFE	Toyota Aygo	AY	1	74	**3:03:11.378**			93.3	14	2:18.817	99.8
2	**59**	EFICAR TEAM, LOQUIMAY TEAM	Toyota Aygo	AY	2	73	**3:00:47.049**	12 Laps	1 Lap	93.2	60	2:19.824	99.1
3	**60**	RIGA	Toyota Aygo	AY	3	71	**3:03:29.644**	14 Laps	2 Laps	89.3	44	2:19.057	99.6
4	**26**	KOBE MOTOR	Toyota Aygo	AY	4	70	**3:02:35.746**	15 Laps	1 Lap	88.5	42	2:19.383	99.4
5	**38**	RACING for ALCALA	Toyota Aygo	AY	5	70	**3:03:28.800**	15 Laps	53.054	88.1	5	2:18.513	100.0
Vta. rápida de RACING TO ENJOY 1 en 1:55.222 a 120.3 Km/h en la vuelta 4													
		SAXO											
1	**56**	DANACAR	Citroen Saxo 1.6	SA	1	80	**3:01:51.187**			101.6	15	2:06.742	109.3
2	**33**	VAGSPEED MOTORSPORT	Citroen Saxo 8v	SA	2	80	**3:02:17.687**	5 Laps	26.500	101.3	43	2:05.471	110.4
3	**5**	DE DIEGO MOTORSPORT	Citroen Saxo 1.6	SA	3	79	**2:59:48.691**	6 Laps	1 Lap	101.4	42	2:06.078	109.9
4	**58**	EFICAR TEAM SAXO	Citroen Saxo 1.6	SA	4	79	**3:01:36.022**	6 Laps	1:47.331	100.4	41	2:05.829	110.1
5	**45**	Art Motorsport	Citroen Saxo 1.6	SA	5	77	**3:01:50.809**	8 Laps	2 Laps	97.8	41	2:06.367	109.6

Publicada a las :.....

Comisarios Deportivos:	**Director de Carrera:**	**Cronometrador:**

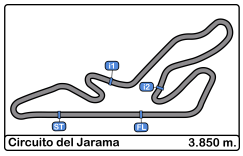

Circuito del Jarama
VI UV Endurance RACE Jarama
Carrera 4H
Resultados Provisionales por categoria 3 Horas

Cla	Nº	Equipo	Vehiculo	Cat	Cla	N.V.	Tiempo	Dif 1º	Dif Ant.	Km/h	V.R.	Tiempo	Km/h
6	**36**	VSR MOTORSPORT SAXO	Citroen Saxo 1.6	SA	6	76	**2:51:50.624**	9 Laps	1 Lap	102.1	11	2:06.349	109.6
7	**43**	CLEMENTE ARROYO	Citroen Saxo 1.6	SA	7	75	**3:03:04.023**	10 Laps	1 Lap	94.6	72	2:09.589	106.9
8	**52**	JL CRESPILLO TEAM	Citroen Saxo 1.6	SA	8	73	**3:02:26.500**	12 Laps	2 Laps	92.4	22	2:10.412	106.2
9	**47**	ALFRA-CLIMALEC	Citroen Saxo 1.6	SA	9	73	**3:02:42.905**	12 Laps	16.405	92.2	12	2:07.560	108.6
10	**53**	ELADIO MOTOR	Citroen Saxo 1.6	SA	10	72	**3:01:18.808**	13 Laps	1 Lap	91.7	6	2:08.333	108.0
11	**40**	UV - TECSPORT	Citroen Saxo 1.6	SA	11	72	**3:02:58.312**	13 Laps	1:39.504	90.8	71	2:15.826	102.0
12	**39**	GT SPORT	Citroen Saxo 1.6	SA	12	71	**2:58:47.950**	14 Laps	1 Lap	91.7	23	2:09.161	107.3
13	**44**	ALVITRUCKSPORT	CITROEN SAXO 1.6	SA	13	67	**3:02:58.762**	18 Laps	4 Laps	84.5	2	2:06.816	109.2
	No clasificados: (Requerimiento: 75% del numero de vueltas del lider = 64 Vueltas)												
	42	Fuñigators Team	Citroen Saxo 1.6	SA	14	63	**2:57:31.950**	22 Laps	4 Laps	81.9	35	2:06.998	109.1
	51	TMA-PADRISA-GTPERFORMANCE	Citroen Saxo 1.6	SA	15	60	**2:25:24.707**	25 Laps	3 Laps	95.3	7	2:07.908	108.3

Vta. rápida de RACING TO ENJOY 1 en 1:55.222 a 120.3 Km/h en la vuelta 4

Publicada a las :.....

Comisarios Deportivos:	**Director de Carrera:**	**Cronometrador:**

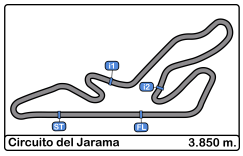

Circuito del Jarama
VI UV Endurance RACE Jarama
Carrera 4H
Clasificación Provisional por Vuelta Rápida de Piloto 3 Horas

Clas	Nº	Equipo	Vehiculo	Cat	Clas	N.V.	V.R.	Tiempo	Dif 1º	Dif Ant.	Km/h
1	**21**	BOYACÁ VSR	BMW E36 325i	3	1	23	**19**	**1:58.156**			117.3
2	**21**	BOYACÁ VSR	BMW E36 325i	3	2	3	**2**	**1:58.165**	0.009	0.009	117.2
3	**19**	RACING TO ENJOY 1	BMW E36 325i	3	3	22	**17**	**1:58.574**	0.418	0.409	116.8
4	**18**	VSR MOTORSPORT 1	BMW E36 325i	3	4	3	**3**	**1:59.091**	0.935	0.517	116.3
5	**15**	PIKANTO RACING	SEAT TOLEDO	2	1	9	**2**	**1:59.164**	1.008	0.073	116.3
6	**19**	RACING TO ENJOY 1	BMW E36 325i	3	5	6	**3**	**1:59.542**	1.386	0.378	115.9
7	**54**	VINELIT RACING GRAPHICS	Peugeot 205	2	2	19	**4**	**1:59.760**	1.604	0.218	115.7
8	**15**	PIKANTO RACING	SEAT TOLEDO	2	3	20	**18**	**2:00.253**	2.097	0.493	115.2
9	**16**	RRO RACING	BMW E36 325i	3	6	25	**2**	**2:00.294**	2.138	0.041	115.2
10	**41**	ÚLTIMA VUELTA	Citroen AX	1	1	24	**11**	**2:00.938**	2.782	0.644	114.6
11	**16**	RRO RACING	BMW E36 325i	3	7	3	**3**	**2:01.217**	3.061	0.279	114.3
12	**9**	JDM MOTOR 1	BMW E30 325i	3	8	28	**26**	**2:01.234**	3.078	0.017	114.3
13	**18**	VSR MOTORSPORT 1	BMW E36 325i	3	9	23	**4**	**2:01.262**	3.106	0.028	114.2
14	**10**	JDM MOTOR 2	BMW E36 325i	3	10	23	**20**	**2:01.513**	3.357	0.251	114.0
15	**6**	DEYSCOM	CITROEN AX	1	2	3	**2**	**2:01.856**	3.700	0.343	113.7
16	**37**	MSi Race Tech	Honda Civic	1	3	29	**5**	**2:01.977**	3.821	0.121	113.6
17	**35**	EVC	BMW E36 325i	3	11	27	**23**	**2:02.429**	4.273	0.452	113.2
18	**6**	DEYSCOM	CITROEN AX	1	4	14	**6**	**2:03.014**	4.858	0.585	112.6
19	**1**	ASAP RACING	Honda Civic	1	5	25	**23**	**2:03.417**	5.261	0.403	112.3
20	**1**	ASAP RACING	Honda Civic	1	6	3	**3**	**2:03.595**	5.439	0.178	112.1
21	**41**	ÚLTIMA VUELTA	Citroen AX	1	7	4	**2**	**2:04.256**	6.100	0.661	111.5
22	**46**	4 HOMBRES Y 1 MIATA	MAZDA MX5	2	4	18	**4**	**2:05.796**	7.640	1.540	110.1
23	**4**	B-MOVIE	BMW E36 320i	2	5	4	**4**	**2:06.343**	8.187	0.547	109.7
24	**31**	Primera Team	Nissan Primera	2	6	17	**6**	**2:06.476**	8.320	0.133	109.5
25	**58**	EFICAR TEAM SAXO	Citroen Saxo 1.6	SAXO	1	5	**2**	**2:06.856**	8.700	0.380	109.2
26	**45**	Art Motorsport	Citroen Saxo 1.6	SAXO	2	25	**7**	**2:06.996**	8.840	0.140	109.1
27	**4**	B-MOVIE	BMW E36 320i	2	7	21	**15**	**2:07.141**	8.985	0.145	109.0
28	**36**	VSR MOTORSPORT SAXO	Citroen Saxo 1.6	SAXO	3	24	**3**	**2:07.259**	9.103	0.118	108.9
29	**44**	ALVITRUCKSPORT	CITROEN SAXO 1.6	SAXO	4	6	**2**	**2:07.511**	9.355	0.252	108.6
30	**8**	HLT MK3	VW Golf MK3	2	8	3	**3**	**2:07.696**	9.540	0.185	108.5
31	**56**	DANACAR	Citroen Saxo 1.6	SAXO	5	25	**21**	**2:08.009**	9.853	0.313	108.2
32	**33**	VAGSPEED MOTORSPORT	Citroen Saxo 8v	SAXO	6	27	**12**	**2:08.133**	9.977	0.124	108.1
33	**31**	Primera Team	Nissan Primera	2	9	7	**6**	**2:08.135**	9.979	0.002	108.1
34	**46**	4 HOMBRES Y 1 MIATA	MAZDA MX5	2	10	8	**4**	**2:08.202**	10.046	0.067	108.1
35	**5**	DE DIEGO MOTORSPORT	Citroen Saxo 1.6	SAXO	7	21	**19**	**2:08.268**	10.112	0.066	108.0
36	**51**	TMA-PADRISA-GTPERFORMANCE	Citroen Saxo 1.6	SAXO	8	9	**6**	**2:08.396**	10.240	0.128	107.9
37	**8**	HLT MK3	VW Golf MK3	2	11	4	**2**	**2:08.888**	10.732	0.492	107.5
38	**55**	SABUESOS TEAM	BMW E36 320i	2	12	23	**17**	**2:08.909**	10.753	0.021	107.5
39	**53**	ELADIO MOTOR	Citroen Saxo 1.6	SAXO	9	17	**3**	**2:08.980**	10.824	0.071	107.4
40	**2**	4 TEAM	BMW 318	2	13	24	**22**	**2:09.038**	10.882	0.058	107.4
41	**44**	ALVITRUCKSPORT	CITROEN SAXO 1.6	SAXO	10	19	**18**	**2:09.443**	11.287	0.405	107.0
42	**43**	CLEMENTE ARROYO	Citroen Saxo 1.6	SAXO	11	25	**24**	**2:09.589**	11.433	0.146	106.9
43	**42**	Fuñigators Team	Citroen Saxo 1.6	SAXO	12	9	**8**	**2:09.795**	11.639	0.206	106.7
44	**49**	AMAZON SPORT 2	VW Golf	2	14	26	**20**	**2:10.161**	12.005	0.366	106.4
45	**58**	EFICAR TEAM SAXO	Citroen Saxo 1.6	SAXO	13	19	**5**	**2:10.186**	12.030	0.025	106.4
46	**53**	ELADIO MOTOR	Citroen Saxo 1.6	SAXO	14	4	**2**	**2:11.285**	13.129	1.099	105.5
47	**52**	JL CRESPILLO TEAM	Citroen Saxo 1.6	SAXO	15	15	**11**	**2:11.327**	13.171	0.042	105.5
48	**5**	DE DIEGO MOTORSPORT	Citroen Saxo 1.6	SAXO	16	3	**2**	**2:12.132**	13.976	0.805	104.8

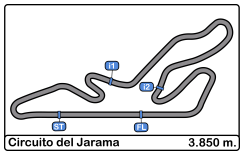

Circuito del Jarama
VI UV Endurance RACE Jarama
Carrera 4H
Clasificación Provisional por Vuelta Rápida de Piloto 3 Horas

Clas	Nº	Equipo	Vehiculo	Cat	Clas	N.V.	V.R.	Tiempo	Dif 1º	Dif Ant.	Km/h
49	**14**	OLIMPIA TECSPORT	VW Golf MK2	2	15	18	**2**	**2:12.149**	13.993	0.017	104.8
50	**39**	GT SPORT	Citroen Saxo 1.6	SAXO	17	19	**15**	**2:12.651**	14.495	0.502	104.4
51	**52**	JL CRESPILLO TEAM	Citroen Saxo 1.6	SAXO	18	9	**8**	**2:12.716**	14.560	0.065	104.4
52	**43**	CLEMENTE ARROYO	Citroen Saxo 1.6	SAXO	19	2	**2**	**2:13.658**	15.502	0.942	103.6
53	**47**	ALFRA-CLIMALEC	Citroen Saxo 1.6	SAXO	20	17	**17**	**2:13.823**	15.667	0.165	103.5
54	**40**	UV - TECSPORT	Citroen Saxo 1.6	SAXO	21	24	**23**	**2:15.826**	17.670	2.003	102.0
55	**34**	EB Racing	BMW E36 325i	3	12	25	**23**	**2:15.898**	17.742	0.072	101.9
56	**48**	AMAZON SPORT 1	VW Golf	2	16	23	**21**	**2:16.915**	18.759	1.017	101.2
57	**48**	AMAZON SPORT 1	VW Golf	2	17	2	**2**	**2:17.063**	18.907	0.148	101.1
58	**57**	EFICAR TEAM INFE	Toyota Aygo	AYGO	1	20	**6**	**2:19.207**	21.051	2.144	99.5
59	**38**	RACING for ALCALA	Toyota Aygo	AYGO	2	19	**17**	**2:19.216**	21.060	0.009	99.5
60	**60**	RIGA	Toyota Aygo	AYGO	3	3	**2**	**2:19.369**	21.213	0.153	99.4
61	**60**	RIGA	Toyota Aygo	AYGO	4	19	**15**	**2:19.514**	21.358	0.145	99.3
62	**59**	EFICAR TEAM, LOQUIMAY TEAM	Toyota Aygo	AYGO	5	21	**8**	**2:19.824**	21.668	0.310	99.1
63	**57**	EFICAR TEAM INFE	Toyota Aygo	AYGO	6	4	**3**	**2:20.459**	22.303	0.635	98.6
64	**47**	ALFRA-CLIMALEC	Citroen Saxo 1.6	SAXO	22	6	**3**	**2:21.423**	23.267	0.964	98.0
65	**26**	KOBE MOTOR	Toyota Aygo	AYGO	7	7	**7**	**2:22.026**	23.870	0.603	97.5
66	**26**	KOBE MOTOR	Toyota Aygo	AYGO	8	13	**8**	**2:23.747**	25.591	1.721	96.4
67	**14**	OLIMPIA TECSPORT	VW Golf MK2	2	18	3	**2**	**2:30.336**	32.180	6.589	92.1
68	**59**	EFICAR TEAM, LOQUIMAY TEAM	Toyota Aygo	AYGO	9	2	**2**	**6:21.677**	4:23.521	3:51.341	36.3
69	**39**	GT SPORT	Citroen Saxo 1.6	SAXO	23	2	**2**	**8:52.058**	6:53.902	2:30.381	26.0
70	**42**	Fuñigators Team	Citroen Saxo 1.6	SAXO	24	2	**2**	**31:47.876**	29:49.720	22:55.818	07.2
71	**38**	RACING for ALCALA	Toyota Aygo	AYGO	10	2	**2**	**1:01:42.497**	59:44.341	29:54.621	03.7
72	**40**	UV - TECSPORT	Citroen Saxo 1.6	SAXO	25	1	**1**	**2:02:15.657**	2:00:17.501	1:00:33.160	01.8
73	**49**	AMAZON SPORT 2	VW Golf	2	19	1	**1**	**2:02:54.848**	2:00:56.692	39.191	01.8
74	**55**	SABUESOS TEAM	BMW E36 320i	2	20	1	**1**	**2:04:33.294**	2:02:35.132	1:38.446	01.8
75	**56**	DANACAR	Citroen Saxo 1.6	SAXO	26	1	**1**	**2:05:16.088**	2:03:17.932	42.794	01.8
76	**51**	TMA-PADRISA-GTPERFORMANCE	Citroen Saxo 1.6	SAXO	27	1	**1**	**2:25:24.707**	2:23:26.551	20:08.619	01.5
77	**2**	4 TEAM	BMW 318	2	21	1	**1**	**3:01:39.531**	2:59:41.375	36:14.824	01.2
78	**45**	Art Motorsport	Citroen Saxo 1.6	SAXO	28	1	**1**	**3:01:50.809**	2:59:52.652	11.278	01.2
79	**33**	VAGSPEED MOTORSPORT	Citroen Saxo 8v	SAXO	29	1	**1**	**3:02:17.687**	3:00:19.531	26.878	01.2

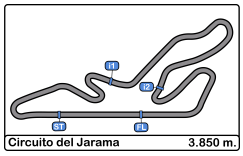

Circuito del Jarama
VI UV Endurance RACE Jarama
Carrera 4H
Distancia y Velocidad Media 3 Horas

Clas	Nº	Equipo	Vehiculo	Cat	Clas	N.V.	Distancia	Tiempo Total	Km/h
1	**19**	RACING TO ENJOY 1	BMW E36 325i	3	1	85	**327.25**	**3:01:30.145**	108.1
2	**16**	RRO RACING	BMW E36 325i	3	2	85	**327.25**	**3:03:14.508**	107.1
3	**41**	ÚLTIMA VUELTA	Citroen AX	1	1	84	**323.40**	**3:01:34.552**	106.8
4	**21**	BOYACÁ VSR	BMW E36 325i	3	3	83	**319.55**	**2:58:13.600**	107.5
5	**1**	ASAP RACING	Honda Civic	1	2	83	**319.55**	**3:03:10.109**	104.6
6	**35**	EVC	BMW E36 325i	3	4	82	**315.70**	**2:59:50.149**	105.3
7	**37**	MSi Race Tech	Honda Civic	1	3	81	**311.85**	**2:59:40.645**	104.1
8	**4**	B-MOVIE	BMW E36 320i	2	1	81	**311.85**	**3:02:51.473**	102.3
9	**56**	DANACAR	Citroen Saxo 1.6	SAX	1	80	**308.00**	**3:01:51.187**	101.6
10	**33**	VAGSPEED MOTORSPORT	Citroen Saxo 8v	SAX	2	80	**308.00**	**3:02:17.687**	101.3
11	**18**	VSR MOTORSPORT 1	BMW E36 325i	3	5	80	**308.00**	**3:03:01.335**	100.9
12	**5**	DE DIEGO MOTORSPORT	Citroen Saxo 1.6	SAX	3	79	**304.15**	**2:59:48.691**	101.4
13	**9**	JDM MOTOR 1	BMW E30 325i	3	6	79	**304.15**	**2:59:53.593**	101.4
14	**58**	EFICAR TEAM SAXO	Citroen Saxo 1.6	SAX	4	79	**304.15**	**3:01:36.022**	100.4
15	**2**	4 TEAM	BMW 318	2	2	79	**304.15**	**3:01:39.531**	100.4
16	**10**	JDM MOTOR 2	BMW E36 325i	3	7	78	**300.30**	**2:46:26.694**	108.2
17	**15**	PIKANTO RACING	SEAT TOLEDO	2	3	78	**300.30**	**3:03:02.532**	98.4
18	**49**	AMAZON SPORT 2	VW Golf	2	4	78	**300.30**	**3:03:26.042**	98.2
19	**45**	Art Motorsport	Citroen Saxo 1.6	SAX	5	77	**296.45**	**3:01:50.809**	97.8
20	**36**	VSR MOTORSPORT SAXO	Citroen Saxo 1.6	SAX	6	76	**292.60**	**2:51:50.624**	102.1
21	**34**	EB Racing	BMW E36 325i	3	8	76	**292.60**	**2:58:08.158**	98.5
22	**43**	CLEMENTE ARROYO	Citroen Saxo 1.6	SAX	7	75	**288.75**	**3:03:04.023**	94.6
23	**31**	Primera Team	Nissan Primera	2	5	74	**284.90**	**2:58:18.437**	95.8
24	**57**	EFICAR TEAM INFE	Toyota Aygo	AYG	1	74	**284.90**	**3:03:11.378**	93.3
25	**59**	EFICAR TEAM, LOQUIMAY	Toyota Aygo	AYG	2	73	**281.05**	**3:00:47.049**	93.2
26	**6**	DEYSCOM	CITROEN AX	1	4	73	**281.05**	**3:01:46.879**	92.7
27	**52**	JL CRESPILLO TEAM	Citroen Saxo 1.6	SAX	8	73	**281.05**	**3:02:26.500**	92.4
28	**47**	ALFRA-CLIMALEC	Citroen Saxo 1.6	SAX	9	73	**281.05**	**3:02:42.905**	92.2
29	**54**	VINELIT RACING GRAPHICS	Peugeot 205	2	6	72	**277.20**	**2:41:08.785**	103.2
30	**53**	ELADIO MOTOR	Citroen Saxo 1.6	SAX	10	72	**277.20**	**3:01:18.808**	91.7
31	**46**	4 HOMBRES Y 1 MIATA	MAZDA MX5	2	7	72	**277.20**	**3:01:52.509**	91.4
32	**40**	UV - TECSPORT	Citroen Saxo 1.6	SAX	11	72	**277.20**	**3:02:58.312**	90.8
33	**39**	GT SPORT	Citroen Saxo 1.6	SAX	12	71	**273.35**	**2:58:47.950**	91.7
34	**48**	AMAZON SPORT 1	VW Golf	2	8	71	**273.35**	**3:01:39.374**	90.2
35	**60**	RIGA	Toyota Aygo	AYG	3	71	**273.35**	**3:03:29.644**	89.3
36	**26**	KOBE MOTOR	Toyota Aygo	AYG	4	70	**269.50**	**3:02:35.746**	88.5
37	**38**	RACING for ALCALA	Toyota Aygo	AYG	5	70	**269.50**	**3:03:28.800**	88.1
38	**14**	OLIMPIA TECSPORT	VW Golf MK2	2	9	69	**265.65**	**2:57:59.499**	89.5
39	**44**	ALVITRUCKSPORT	CITROEN SAXO 1.6	SAX	13	67	**257.95**	**3:02:58.762**	84.5

No clasificados: (Requerimiento: 75% del numero de vueltas del lider = 64 Vueltas)

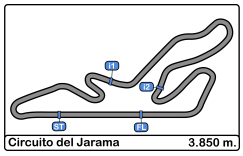

Circuito del Jarama
VI UV Endurance RACE Jarama
Carrera 4H
Distancia y Velocidad Media 3 Horas

Clas	Nº	Equipo	Vehiculo	Cat	Clas	N.V.	Distancia	Tiempo Total	Km/h
	42	Fuñigators Team	Citroen Saxo 1.6	SAX	14	63	**242.55**	**2:57:31.950**	81.9
	51	TMA-PADRISA-	Citroen Saxo 1.6	SAX	15	60	**231.00**	**2:25:24.707**	95.3
	8	HLT MK3	VW Golf MK3	2	10	60	**231.00**	**3:01:51.474**	76.2
	55	SABUESOS TEAM	BMW E36 320i	2	11	55	**211.75**	**3:01:16.616**	70.0
	50	RRB Competicion	Clio 1.8 16v	2	12	11	**42.35**	**49:40.700**	51.1

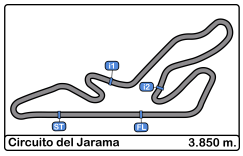

Circuito del Jarama
VI UV Endurance RACE Jarama
Carrera 4H
Tiempos Por Vuelta 3 Horas

1

1 ASAP RACING — Honda Civic

1 — 2 ASAP RACING — ANDRES SANCHEZ PEREZ

Vta	D	Tiempo	Sector 1	Sector 2	Sector 3	V.Max	Elapsed
1	2	2:01:05.873 P			2:01:05.873		2:01:05.873
2	1	5:25.896	4:04.872	44.789	36.235	84.1	2:06:31.769
3	1	2:07.694	48.939	43.703	35.052	171.1	2:08:39.463
4	1	2:06.576	49.036	42.306	35.234	170.8	2:10:46.039
5	1	2:06.647	49.331	42.143	35.173	157.2	2:12:52.686
6	1	2:04.628	48.210	41.801	34.617	165.8	2:14:57.314
7	1	2:05.045	48.072	42.133	34.840	165.3	2:17:02.359
8	1	2:06.930	49.360	42.081	35.489	159.0	2:19:09.289
9	1	2:05.478	48.361	42.319	34.798	167.4	2:21:14.767
10	1	2:07.229	49.570	43.114	34.545	170.3	2:23:21.996
11	1	2:04.048	47.426	42.083	34.539	176.7	2:25:26.044
12	1	2:05.115	48.897	41.970	34.248	155.3	2:27:31.159
13	1	2:04.457	47.229	42.610	34.618	187.5	2:29:35.616
14	1	2:03.933	47.848	41.720	34.365	184.3	2:31:39.549
15	1	2:05.324	47.936	42.842	34.546	169.2	2:33:44.873
16	1	2:04.006	47.744	42.004	34.258	169.5	2:35:48.879
17	1	2:05.511	47.706	42.939	34.866	167.7	2:37:54.390
18	1	2:04.561	47.824	42.021	34.716	171.4	2:39:58.951
19	1	2:06.593	48.229	43.090	35.274	170.3	2:42:05.544
20	1	2:05.258	48.746	41.728	34.784	167.7	2:44:10.802
21	1	2:05.288	47.221	41.740	36.327	182.1	2:46:16.090
22	1	2:05.121	47.756	42.010	35.355	174.1	2:48:21.211
23	1	2:08.143	49.016	45.013	34.114	167.9	2:50:29.354
24	1	2:03.417	47.459	41.518	34.440	174.1	2:52:32.771
25	1	2:04.737	48.003	42.553	34.181	162.1	2:54:37.508
26	1	2:21.889 P	50.571	46.616	44.702	153.4	2:56:59.397
27	2	4:07.117	2:49.895	42.277	34.945	90.5	3:01:06.514
28	2	2:03.595	47.643	41.667	34.285	180.9	3:03:10.109

2

1 4 TEAM — BMW 318

2 — 2 4 TEAM — C.D.E. DEYSCOM SPORT

Vta	D	Tiempo	Sector 1	Sector 2	Sector 3	V.Max	Elapsed
1	1	2:00:47.734			2:00:47.734		2:00:47.734
2	1	2:10.633	49.230	44.391	37.012	165.1	2:02:58.367
3	1	2:10.736	49.444	44.792	36.500	160.7	2:05:09.103
4	1	2:10.037	49.378	44.248	36.411	161.9	2:07:19.140
5	1	2:10.231	49.270	44.539	36.422	163.3	2:09:29.371
6	1	2:09.610	49.155	44.214	36.241	163.8	2:11:38.981
7	1	2:09.892	49.067	44.618	36.207	165.8	2:13:48.873
8	1	2:10.486	49.586	44.430	36.470	162.1	2:15:59.359
9	1	2:11.160	50.079	44.583	36.498	161.4	2:18:10.519
10	1	2:11.166	49.848	44.924	36.394	159.0	2:20:21.685
11	1	2:10.756	49.912	44.487	36.357	159.0	2:22:32.441
12	1	2:10.395	49.310	44.725	36.360	160.4	2:24:42.836
13	1	2:11.647	49.744	45.745	36.158	162.6	2:26:54.483
14	1	2:10.047	49.788	44.213	36.046	163.1	2:29:04.530
15	1	2:09.954	49.310	44.460	36.184	162.8	2:31:14.484
16	1	2:11.103	50.687	44.306	36.110	161.4	2:33:25.587
17	1	2:09.929	49.343	44.562	36.024	163.6	2:35:35.516
18	1	2:09.923	49.345	44.423	36.155	160.2	2:37:45.439
19	1	2:09.819	49.433	43.987	36.399	164.3	2:39:55.258
20	1	2:10.346	49.602	44.529	36.215	162.1	2:42:05.604
21	1	2:09.952	49.488	44.452	36.012	162.1	2:44:15.556
22	1	2:09.038	49.153	44.078	35.807	164.3	2:46:24.594
23	1	2:09.763	49.125	44.703	35.935	163.1	2:48:34.357
24	1	4:43.062 P	50.154	43.960	3:08.948	164.3	2:53:17.419
25	2	8:22.112	6:57.382	47.893	36.837	84.8	3:01:39.531
26	2		50.594	46.452		166.9	

4

1 B-MOVIE — BMW E36 320i

2 — 2 B-MOVIE — ULTIMA VUELTA

Vta	D	Tiempo	Sector 1	Sector 2	Sector 3	V.Max	Elapsed
1	2	2:02:11.472	2:00:54.568	42.210	34.694		2:02:11.472
2	2	4:48.920 P	47.465	42.161	3:19.294	179.4	2:07:00.392
3	1	5:59.939	4:38.881	44.590	36.468	83.6	2:13:00.331
4	1	2:10.070	49.791	44.174	36.105	165.8	2:15:10.401
5	1	2:09.664	49.032	44.677	35.955	173.9	2:17:20.065
6	1	2:09.925	49.653	44.414	35.858	172.8	2:19:29.990
7	1	2:11.022	49.831	43.338	37.853	171.4	2:21:41.012
8	1	2:10.531	50.210	43.852	36.469	164.6	2:23:51.543
9	1	2:08.126	49.031	43.050	36.045	175.8	2:25:59.669
10	1	2:08.851	49.378	43.422	36.051	174.4	2:28:08.520
11	1	2:08.644	49.409	42.746	36.489	177.6	2:30:17.164
12	1	2:10.148	48.412	44.078	37.658	181.2	2:32:27.312
13	1	2:09.351	49.843	43.718	35.790	171.1	2:34:36.663
14	1	2:09.835	49.248	44.412	36.175	177.0	2:36:46.498
15	1	2:07.857	48.457	43.188	36.212	175.8	2:38:54.355
16	1	2:09.634	49.321	43.504	36.809	172.2	2:41:03.989
17	1	2:07.141	48.762	42.639	35.740	175.0	2:43:11.130
18	1	2:08.199	49.460	42.908	35.831	176.1	2:45:19.329
19	1	2:08.572	48.706	43.653	36.213	171.7	2:47:27.901
20	1	2:09.077	49.332	43.489	36.256	174.4	2:49:36.978
21	1	2:08.411	49.095	43.396	35.920	169.5	2:51:45.389
22	1	2:08.587	49.544	43.418	35.625	166.9	2:53:53.976
23	1	2:18.063 P	49.329	43.921	44.813	158.5	2:56:12.039
24	2	4:33.091	3:15.380	42.672	35.039	84.5	3:00:45.130
25	2	2:06.343	48.005	42.167	36.171	177.6	3:02:51.473

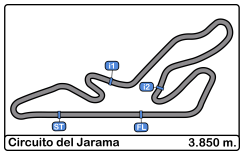

Circuito del Jarama
VI UV Endurance RACE Jarama
Carrera 4H
Tiempos Por Vuelta 3 Horas

5

1 DE DIEGO MOTORSPORT — Citroen Saxo 1.6

SAXO — 2 DE DIEGO MOTORSPORT — ULTIMA VUELTA

Vta	D	Tiempo		Sector 1	Sector 2	Sector 3	V.Max	Elapsed
1	2	2:01:49.573			2:01:12.663	36.910		2:01:49.573
2	2	2:12.132		50.564	44.856	36.712	158.8	2:04:01.705
3	2	6:01.921	P	48.849	44.165	4:28.907	169.5	2:10:03.626
4	1	6:23.513		4:59.828	46.380	37.305	88.5	2:16:27.139
5	1	2:09.826		49.479	43.992	36.355	171.4	2:18:36.965
6	1	2:09.326		49.128	43.868	36.330	170.0	2:20:46.291
7	1	2:09.931		49.071	44.509	36.351	171.7	2:22:56.222
8	1	2:11.894		49.653	45.292	36.949	173.3	2:25:08.116
9	1	2:10.710		49.661	44.537	36.512	170.3	2:27:18.826
10	1	2:09.975		49.890	43.731	36.354	173.3	2:29:28.801
11	1	2:08.386		48.714	43.570	36.102	171.7	2:31:37.187
12	1	2:10.738		49.134	44.687	36.917	170.0	2:33:47.925
13	1	2:09.234		49.080	43.812	36.342	171.1	2:35:57.159
14	1	2:10.115		49.986	43.785	36.344	171.1	2:38:07.274
15	1	2:09.014		48.860	43.963	36.191	171.7	2:40:16.288
16	1	2:09.956		49.389	44.194	36.373	170.8	2:42:26.244
17	1	2:10.110		49.439	44.249	36.422	170.6	2:44:36.354
18	1	2:09.891		48.716	44.722	36.453	171.4	2:46:46.245
19	1	2:09.997		48.761	44.279	36.957	171.4	2:48:56.242
20	1	2:09.990		49.405	44.276	36.309	173.0	2:51:06.232
21	1	2:08.562		48.876	43.536	36.150	170.8	2:53:14.794
22	1	2:08.268		48.315	43.810	36.143	172.8	2:55:23.062
23	1	2:09.888		49.343	44.307	36.238	171.9	2:57:32.950
24	1	2:15.741	P	49.169	43.497	43.075	173.0	2:59:48.691
25	2			2:51.842	43.291		89.1	

6

1 DEYSCOM — CITROEN AX

1 — 2 DEYSCOM — C.D.E. DEYSCOM SPORT

Vta	D	Tiempo		Sector 1	Sector 2	Sector 3	V.Max	Elapsed
1	2	2:00:40.849				2:00:40.849		2:00:40.849
2	2	2:01.856		46.649	41.409	33.798	179.4	2:02:42.705
3	2	4:58.087	P	47.276	42.381	3:28.430	174.1	2:07:40.792
4	1	4:59.039		3:41.379	42.776	34.884	101.7	2:12:39.831
5	1	2:08.035		47.539	41.970	38.526	160.9	2:14:47.866
6	1	2:05.877		48.609	42.878	34.390	163.8	2:16:53.743
7	1	2:06.854		47.891	44.369	34.594	167.7	2:19:00.597
8	1	2:04.764		47.909	42.391	34.464	168.2	2:21:05.361
9	1	2:03.014		46.827	41.461	34.726	179.4	2:23:08.375
10	1	2:04.357		48.006	42.443	33.908	178.5	2:25:12.732
11	1	2:03.471		47.031	41.916	34.524	177.9	2:27:16.203
12	1	2:08.160		48.926	44.485	34.749	159.5	2:29:24.363
13	1	2:10.341		48.659	44.576	37.106	154.9	2:31:34.704
14	1	2:18.673		56.234	45.252	37.187	105.6	2:33:53.377
15	1	23:41.101		22:24.239	42.668	34.194	93.2	2:57:34.478
16	1	2:08.122		48.430	44.002	35.690	170.6	2:59:42.600
17	1	2:04.279		48.358	41.979	33.942	179.4	3:01:46.879
18	1			46.767	42.576		177.3	

8

1 HLT MK3 — VW Golf MK3

2 — 2 HLT MK3 — ECO MODULAR MOTORSPORT

Vta	D	Tiempo		Sector 1	Sector 2	Sector 3	V.Max	Elapsed
1	1	2:05:45.714	P	2:03:27.192	1:19.391	59.131	88.5	2:05:45.714
2	2	44:13.796		42:48.881	47.877	37.038	82.3	2:49:59.510
3	2	2:08.888		48.895	43.640	36.353	172.5	2:52:08.398
4	2	2:10.714		49.013	45.373	36.328	169.0	2:54:19.112
5	2	2:17.839	P	50.664	43.403	43.772	152.3	2:56:36.951
6	1	3:06.827		1:47.791	43.434	35.602	87.1	2:59:43.778
7	1	2:07.696		48.937	43.381	35.378	180.3	3:01:51.474
8	1			48.459	42.284		184.9	

9

1 JDM MOTOR 1 — BMW E30 325i

3 — 2 JDM MOTOR 1 — ULTIMA VUELTA

Vta	D	Tiempo		Sector 1	Sector 2	Sector 3	V.Max	Elapsed
1	2	2:02:16.692		2:01:00.140	41.585	34.967		2:02:16.692
2	2	2:02.843		46.942	41.340	34.561	177.3	2:04:19.535
3	2	2:03.021		47.536	41.165	34.320	182.1	2:06:22.556
4	2	2:04.029		48.530	41.464	34.035	185.2	2:08:26.585
5	2	2:01.415		46.729	41.055	33.631	180.6	2:10:28.000
6	2	2:02.618		46.685	42.288	33.645	189.8	2:12:30.618
7	2	2:01.869		47.189	40.902	33.778	166.6	2:14:32.487
8	2	2:02.476		46.614	41.573	34.289	183.6	2:16:34.963
9	2	2:02.664		46.813	42.257	33.594	189.1	2:18:37.627
10	2	2:01.843		46.678	41.251	33.914	177.0	2:20:39.470
11	2	2:02.492		47.788	40.918	33.786	181.8	2:22:41.962
12	2	2:01.651		46.815	41.165	33.671	180.6	2:24:43.613
13	2	2:02.329		47.583	40.903	33.843	174.4	2:26:45.942
14	2	2:02.359		46.639	41.644	34.076	182.7	2:28:48.301
15	2	2:02.978		46.969	41.801	34.208	189.4	2:30:51.279
16	2	2:05.341		47.593	42.400	35.348	181.2	2:32:56.620
17	2	2:02.141		46.957	41.338	33.846	188.1	2:34:58.761
18	2	2:02.368		46.798	41.690	33.880	191.1	2:37:01.129
19	2	2:04.466		46.437	43.227	34.802	183.3	2:39:05.595
20	2	2:03.299		47.343	41.750	34.206	183.0	2:41:08.894
21	2	2:02.773		46.895	41.225	34.653	186.5	2:43:11.667
22	2	2:02.439		47.495	40.636	34.308	187.8	2:45:14.106
23	2	2:02.166		47.172	41.338	33.656	189.8	2:47:16.272
24	2	2:01.728		46.565	41.049	34.114	178.5	2:49:18.000
25	2	2:02.643		46.810	41.705	34.128	186.2	2:51:20.643
26	2	2:01.234		46.622	41.022	33.590	186.8	2:53:21.877
27	2	2:02.388		46.763	41.504	34.121	182.1	2:55:24.265
28	2	4:29.328	P	48.576	41.817	2:58.935	165.8	2:59:53.593

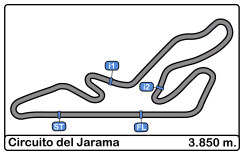

Circuito del Jarama
VI UV Endurance RACE Jarama
Carrera 4H
Tiempos Por Vuelta 3 Horas

10

1 JDM MOTOR 2 — BMW E36 325i

3 — 2 JDM MOTOR 2 — ULTIMA VUELTA

Vta	D	Tiempo		Sector 1	Sector 2	Sector 3	V.Max	Elapsed
1	1	2:01:08.914				2:01:08.914		2:01:08.914
2	1	2:01.521		46.527	40.831	34.163	177.6	2:03:10.435
3	1	2:02.125		46.722	40.768	34.635	172.8	2:05:12.560
4	1	2:02.218		46.554	41.358	34.306	180.0	2:07:14.778
5	1	2:02.808		46.360	41.269	35.179	192.1	2:09:17.586
6	1	2:02.405		47.325	40.967	34.113	180.3	2:11:19.991
7	1	2:03.587		47.584	41.954	34.049	174.4	2:13:23.578
8	1	2:02.181		47.176	40.937	34.068	181.2	2:15:25.759
9	1	2:01.856		46.466	41.087	34.303	184.9	2:17:27.615
10	1	2:02.479		46.804	41.314	34.361	183.9	2:19:30.094
11	1	2:02.184		46.995	40.854	34.335	187.1	2:21:32.278
12	1	2:03.391		47.725	41.707	33.959	179.7	2:23:35.669
13	1	2:03.894		47.940	41.451	34.503	178.5	2:25:39.563
14	1	2:03.888		46.687	42.411	34.790	186.5	2:27:43.451
15	1	2:02.470		47.203	41.193	34.074	190.4	2:29:45.921
16	1	2:03.807		46.424	43.327	34.056	192.8	2:31:49.728
17	1	2:03.506		47.873	41.231	34.402	182.7	2:33:53.234
18	1	2:05.012		48.786	42.233	33.993	179.1	2:35:58.246
19	1	2:02.014		47.193	40.916	33.905	192.1	2:38:00.260
20	1	2:01.513		46.832	40.636	34.045	192.5	2:40:01.773
21	1	2:04.175		47.311	41.417	35.447	175.6	2:42:05.948
22	1	2:02.964		47.656	41.041	34.267	172.8	2:44:08.912
23	1	2:17.782	P	46.388	41.011	50.383	192.5	2:46:26.694

14

1 OLIMPIA TECSPORT — VW Golf MK2

2 — 2 OLIMPIA TECSPORT — ULTIMA VUELTA

Vta	D	Tiempo		Sector 1	Sector 2	Sector 3	V.Max	Elapsed
1	1	2:01:50.228			2:01:10.985	39.243		2:01:50.228
2	1	2:12.149		50.700	45.291	36.158	152.9	2:04:02.377
3	1	2:20.862	P	49.601	45.590	45.671	166.9	2:06:23.239
4	2	4:52.040		3:24.192	45.145	42.703	86.0	2:11:15.279
5	2	2:30.336	P	53.578	50.276	46.482	152.9	2:13:45.615
6	1	4:32.949		3:02.100	44.908	45.941	94.7	2:18:18.564
7	1	2:16.902		52.015	45.975	38.912	156.7	2:20:35.466
8	1	2:14.313		49.368	46.094	38.851	167.1	2:22:49.779
9	1	2:13.457		48.650	46.876	37.931	167.9	2:25:03.236
10	1	2:14.387		49.769	47.359	37.259	163.1	2:27:17.623
11	1	2:15.583		50.785	48.498	36.300	163.6	2:29:33.206
12	1	2:20.112		51.785	50.775	37.552	163.8	2:31:53.318
13	1	2:14.266		49.305	47.326	37.635	167.9	2:34:07.584
14	1	2:14.199		50.525	44.288	39.386	162.8	2:36:21.783
15	1	2:15.545		50.307	45.947	39.291	161.1	2:38:37.328
16	1	2:21.296		50.362	50.011	40.923	168.2	2:40:58.624
17	1	2:15.314		50.364	44.827	40.123	163.1	2:43:13.938
18	1	2:15.872		50.103	45.986	39.783	166.4	2:45:29.810
19	1	2:41.600		51.012	48.864	1:01.724	164.8	2:48:11.410
20	1	4:04.865	P	57.470	52.135	2:15.260	117.2	2:52:16.275
21	2	5:43.224	P	3:51.473	48.499	1:03.252	56.3	2:57:59.499

15

1 PIKANTO RACING — SEAT TOLEDO

2 — 2 PIKANTO RACING — ESCUDERÍA A. POTARROJOS

Vta	D	Tiempo		Sector 1	Sector 2	Sector 3	V.Max	Elapsed
1	2	2:01:07.014				2:01:07.014		2:01:07.014
2	2	1:59.164		45.680	39.995	33.489	193.2	2:03:06.178
3	2	2:00.679		45.635	41.362	33.682	194.2	2:05:06.857
4	2	1:59.547		45.677	40.264	33.606	191.8	2:07:06.404
5	2	1:59.290		45.296	40.383	33.611	194.9	2:09:05.694
6	2	1:59.865		45.691	40.334	33.840	194.9	2:11:05.559
7	2	2:00.110		46.224	39.887	33.999	190.1	2:13:05.669
8	2	1:59.707		45.974	40.080	33.653	193.2	2:15:05.376
9	2	5:44.999	P	45.992	40.942	4:18.065	191.4	2:20:50.375
10	1	3:29.586		2:13.126	41.672	34.788	91.9	2:24:19.961
11	1	2:02.965		46.556	41.638	34.771	180.3	2:26:22.926
12	1	2:02.819		46.428	42.074	34.317	183.6	2:28:25.745
13	1	2:03.210		46.894	41.976	34.340	179.4	2:30:28.955
14	1	2:02.303		46.638	41.071	34.594	180.0	2:32:31.258
15	1	2:03.401		48.108	41.025	34.268	195.6	2:34:34.659
16	1	2:03.949		47.337	42.440	34.172	177.9	2:36:38.608
17	1	2:02.382		46.229	41.684	34.469	193.5	2:38:40.990
18	1	2:04.271		46.943	42.118	35.210	176.7	2:40:45.261
19	1	2:03.216		47.246	41.607	34.363	177.0	2:42:48.477
20	1	2:02.445		46.728	41.223	34.494	177.9	2:44:50.922
21	1	2:01.618		46.767	40.732	34.119	180.6	2:46:52.540
22	1	2:02.686		46.826	40.844	35.016	188.8	2:48:55.226
23	1	2:02.331		46.597	40.719	35.015	181.2	2:50:57.557
24	1	2:01.229		46.747	40.458	34.024	176.7	2:52:58.786
25	1	2:00.949		46.246	40.570	34.133	183.3	2:54:59.735
26	1	2:01.176		46.435	40.708	34.033	181.5	2:57:00.911
27	1	2:00.253		45.733	40.743	33.777	189.4	2:59:01.164
28	1	2:00.778		46.197	41.106	33.475	192.5	3:01:01.942
29	1	2:00.590		46.411	40.128	34.051	194.9	3:03:02.532

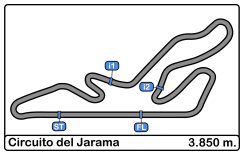

Circuito del Jarama
VI UV Endurance RACE Jarama
Carrera 4H
Tiempos Por Vuelta 3 Horas

16 — 1 RRO RACING — BMW E36 325i

3 — 2 RRO RACING — ULTIMA VUELTA

Vta	D	Tiempo	Sector 1	Sector 2	Sector 3	V.Max	Elapsed
1	1	2:02:21.910	2:01:07.514	40.876	33.520		2:02:21.910
2	1	2:00.294	46.372	40.284	33.638	174.4	2:04:22.204
3	1	2:02.267	46.714	40.834	34.719	179.1	2:06:24.471
4	1	2:01.112	46.031	41.392	33.689	187.8	2:08:25.583
5	1	2:01.013	46.034	41.190	33.789	179.4	2:10:26.596
6	1	2:02.157	46.960	41.697	33.500	176.7	2:12:28.753
7	1	2:02.340	46.075	41.545	34.720	188.1	2:14:31.093
8	1	2:02.365	46.730	42.082	33.553	181.2	2:16:33.458
9	1	2:03.345	47.049	42.838	33.458	183.3	2:18:36.803
10	1	2:02.310	46.302	41.611	34.397	178.5	2:20:39.113
11	1	2:05.707	48.949	42.193	34.565	172.5	2:22:44.820
12	1	2:03.606	46.917	42.494	34.195	169.0	2:24:48.426
13	1	2:02.372	46.873	41.946	33.553	177.0	2:26:50.798
14	1	2:02.069	45.812	41.742	34.515	191.1	2:28:52.867
15	1	2:02.527	46.416	42.196	33.915	175.6	2:30:55.394
16	1	2:02.646	47.066	41.946	33.634	174.7	2:32:58.040
17	1	2:01.853	46.425	41.392	34.036	187.1	2:34:59.893
18	1	2:03.460	46.503	42.511	34.446	173.9	2:37:03.353
19	1	2:04.373	47.311	41.436	35.626	169.8	2:39:07.726
20	1	2:05.378	49.316	41.901	34.161	158.1	2:41:13.104
21	1	2:06.321	48.464	43.258	34.599	172.2	2:43:19.425
22	1	2:04.466	47.683	42.137	34.646	166.6	2:45:23.891
23	1	2:04.313	48.252	41.672	34.389	171.7	2:47:28.204
24	1	2:03.774	46.794	42.101	34.879	186.2	2:49:31.978
25	1	4:15.950 P	47.581	41.834	2:46.535	166.4	2:53:47.928
26	2	5:23.173	4:02.272	46.765	34.136	80.4	2:59:11.101
27	2	2:02.190	46.197	40.795	35.198	180.0	3:01:13.291
28	2	2:01.217	46.679	40.930	33.608	179.1	3:03:14.508

18 — 1 VSR MOTORSPORT 1 — BMW E36 325i

3 — 2 VSR MOTORSPORT 1 — ULTIMA VUELTA

Vta	D	Tiempo	Sector 1	Sector 2	Sector 3	V.Max	Elapsed
1	1	2:03:11.488 P			2:03:11.488		2:03:11.488
2	2	5:32.580	4:13.574	43.377	35.629	96.7	2:08:44.068
3	2	2:02.555	47.181	41.204	34.170	178.2	2:10:46.623
4	2	2:02.321	46.260	42.347	33.714	176.7	2:12:48.944
5	2	2:01.262	45.631	41.816	33.815	183.0	2:14:50.206
6	2	2:03.680	47.751	41.768	34.161	177.3	2:16:53.886
7	2	2:01.658	46.496	41.562	33.600	175.3	2:18:55.544
8	2	2:07.855	49.502	43.849	34.504	171.7	2:21:03.399
9	2	2:01.690	45.901	41.744	34.045	187.1	2:23:05.089
10	2	2:04.388	49.191	41.173	34.024	182.7	2:25:09.477
11	2	2:03.182	46.946	42.599	33.637	172.8	2:27:12.659
12	2	2:02.007	46.278	41.039	34.690	189.8	2:29:14.666
13	2	2:02.675	46.446	41.320	34.909	183.6	2:31:17.341
14	2	2:03.185	46.969	41.483	34.733	184.9	2:33:20.526
15	2	2:05.168	47.488	43.199	34.481	172.2	2:35:25.694
16	2	2:02.888	46.863	41.848	34.177	180.6	2:37:28.582
17	2	2:03.417	46.777	42.000	34.640	186.8	2:39:31.999
18	2	2:02.542	47.013	41.544	33.985	184.3	2:41:34.541
19	2	2:03.058	46.315	41.425	35.318	183.6	2:43:37.599
20	2	2:02.744	46.379	42.119	34.246	187.5	2:45:40.343
21	2	2:02.651	46.542	41.847	34.262	169.2	2:47:42.994
22	2	2:01.943	46.561	41.270	34.112	173.9	2:49:44.937
23	2	2:04.136	48.156	41.525	34.455	179.4	2:51:49.073
24	2	4:04.283 P	47.168	42.789	2:34.326	183.3	2:55:53.356
25	1	5:08.888	3:54.539	41.139	33.210	85.0	3:01:02.244
26	1	1:59.091	45.444	40.105	33.542	193.5	3:03:01.335

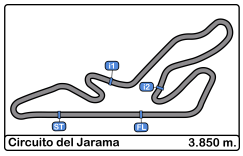

Circuito del Jarama
VI UV Endurance RACE Jarama
Carrera 4H
Tiempos Por Vuelta 3 Horas

19

1 RACING TO ENJOY 1 — BMW E36 325i

3 — 2 RACING TO ENJOY 1 — CD TERRA TRAINING MOTORSPORT

Vta	D	Tiempo		Sector 1	Sector 2	Sector 3	V.Max	Elapsed
1	1	2:01:43.338			2:01:09.073	34.265		2:01:43.338
2	1	2:02.168		47.738	40.610	33.820	195.2	2:03:45.506
3	1	1:59.542		45.542	40.516	33.484	192.5	2:05:45.048
4	1	2:00.355		46.206	40.441	33.708	192.8	2:07:45.403
5	1	2:00.055		46.081	40.573	33.401	187.1	2:09:45.458
6	1	5:37.598	P	46.469	41.216	4:09.913	188.1	2:15:23.056
7	2	3:50.681		2:35.031	41.298	34.352	94.9	2:19:13.737
8	2	2:01.359		47.125	40.293	33.941	177.0	2:21:15.096
9	2	2:03.173		47.170	42.787	33.216	177.6	2:23:18.269
10	2	2:01.539		45.900	41.868	33.771	190.8	2:25:19.808
11	2	1:59.811		45.892	40.295	33.624	189.8	2:27:19.619
12	2	2:00.759		46.528	40.835	33.396	189.4	2:29:20.378
13	2	2:00.427		46.028	40.967	33.432	187.1	2:31:20.805
14	2	2:01.761		46.695	41.231	33.835	195.6	2:33:22.566
15	2	2:01.238		46.114	41.411	33.713	186.2	2:35:23.804
16	2	2:00.012		46.031	40.376	33.605	176.1	2:37:23.816
17	2	2:00.356		46.083	41.134	33.139	183.3	2:39:24.172
18	2	1:59.704		45.472	40.718	33.514	188.1	2:41:23.876
19	2	2:00.849		47.050	40.287	33.512	184.6	2:43:24.725
20	2	1:59.901		46.663	40.039	33.199	173.0	2:45:24.626
21	2	2:01.794		45.910	41.750	34.134	183.0	2:47:26.420
22	2	1:59.670		46.025	39.937	33.708	173.3	2:49:26.090
23	2	1:58.574		45.230	39.990	33.354	182.7	2:51:24.664
24	2	2:00.915		46.522	41.425	32.968	182.1	2:53:25.579
25	2	2:00.272		45.856	40.232	34.184	183.3	2:55:25.851
26	2	2:04.518		47.974	43.167	33.377	162.1	2:57:30.369
27	2	1:59.668		46.670	39.982	33.016	166.1	2:59:30.037
28	2	2:00.108		46.437	40.432	33.239	175.6	3:01:30.145
29	2			46.368	40.944		177.3	

21

1 BOYACÁ VSR — BMW E36 325i

3 — 2 BOYACÁ VSR — ULTIMA VUELTA

Vta	D	Tiempo		Sector 1	Sector 2	Sector 3	V.Max	Elapsed
1	2	2:00:37.530				2:00:37.530		2:00:37.530
2	2	1:58.165		45.339	39.781	33.045	185.5	2:02:35.695
3	2	6:02.695	P	48.218	40.727	4:33.750	165.6	2:08:38.390
4	1	4:05.997		2:52.919	39.994	33.084	90.9	2:12:44.387
5	1	2:02.381		45.241	40.582	36.558	193.5	2:14:46.768
6	1	2:00.608		46.946	40.612	33.050	186.5	2:16:47.376
7	1	2:00.631		45.448	41.259	33.924	196.3	2:18:48.007
8	1	1:58.291		45.638	39.777	32.876	190.1	2:20:46.298
9	1	1:58.528		45.891	39.624	33.013	193.5	2:22:44.826
10	1	1:59.004		45.385	40.375	33.244	193.8	2:24:43.830
11	1	1:59.176		46.129	39.866	33.181	188.8	2:26:43.006
12	1	1:59.328		45.830	40.101	33.397	190.1	2:28:42.334
13	1	2:00.243		47.193	39.900	33.150	187.8	2:30:42.577
14	1	2:00.131		47.053	40.247	32.831	166.4	2:32:42.708
15	1	2:00.631		45.928	40.857	33.846	192.8	2:34:43.339
16	1	2:00.088		45.528	40.501	34.059	192.1	2:36:43.427
17	1	1:58.755		45.726	40.078	32.951	190.4	2:38:42.182
18	1	2:00.998		46.401	41.011	33.586	174.4	2:40:43.180
19	1	1:59.491		45.289	41.245	32.957	191.4	2:42:42.671
20	1	1:58.639		45.479	40.322	32.838	190.8	2:44:41.310
21	1	1:58.598		45.521	40.093	32.984	190.1	2:46:39.908
22	1	1:58.156		45.501	39.872	32.783	191.1	2:48:38.064
23	1	1:58.267		45.601	39.663	33.003	195.2	2:50:36.331
24	1	1:58.671		45.287	40.061	33.323	184.6	2:52:35.002
25	1	2:00.746		46.323	40.637	33.786	180.6	2:54:35.748
26	1	3:37.852	P	46.162	41.243	2:10.447	186.8	2:58:13.600
27	2			4:22.090	41.251		89.1	

26

1 KOBE MOTOR — Toyota Aygo

AYGO — 2 KOBE MOTOR — RACE

Vta	D	Tiempo		Sector 1	Sector 2	Sector 3	V.Max	Elapsed
1	2	2:06:10.291	P	2:01:21.126	48.568	4:00.597	148.7	2:06:10.291
2	1	10:28.325		8:54.812	51.259	42.254	82.2	2:16:38.616
3	1	2:31.275		58.232	53.202	39.841	142.1	2:19:09.891
4	1	2:24.592		54.729	49.981	39.882	146.9	2:21:34.483
5	1	2:27.534		54.727	51.405	41.402	146.3	2:24:02.017
6	1	2:26.979		54.878	50.946	41.155	147.9	2:26:28.996
7	1	2:26.264		53.843	51.343	41.078	146.1	2:28:55.260
8	1	2:25.182		54.625	49.970	40.587	147.7	2:31:20.442
9	1	2:23.747		54.051	50.063	39.633	148.1	2:33:44.189
10	1	2:27.225		54.843	50.520	41.862	148.7	2:36:11.414
11	1	2:28.254		56.160	51.299	40.795	147.3	2:38:39.668
12	1	2:28.986		57.090	50.138	41.758	146.7	2:41:08.654
13	1	2:27.732		55.369	50.265	42.098	146.3	2:43:36.386
14	1	2:31.134	P	55.081	50.259	45.794	146.5	2:46:07.520
15	2	4:32.960		3:02.200	49.988	40.772	75.7	2:50:40.480
16	2	2:22.815		54.272	49.069	39.474	145.9	2:53:03.295
17	2	2:24.993		54.091	49.448	41.454	147.9	2:55:28.288
18	2	2:22.267		53.348	49.184	39.735	148.3	2:57:50.555
19	2	2:23.165		54.588	49.183	39.394	145.5	3:00:13.720
20	2	2:22.026		53.655	49.053	39.318	146.5	3:02:35.746
21	2			53.154			145.9	

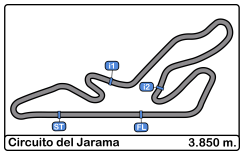

Circuito del Jarama
VI UV Endurance RACE Jarama
Carrera 4H
Tiempos Por Vuelta 3 Horas

31

1 Primera Team — Nissan Primera
2 — 2 Primera Team — ESCUDERÍA LE MANS

Vta	D	Tiempo	Sector 1	Sector 2	Sector 3	V.Max	Elapsed
1	1	2:04:16.056	2:02:54.998	44.865	36.193	92.3	2:04:16.056
2	1	2:12.971	52.571	45.051	35.349	153.6	2:06:29.027
3	1	2:08.179	50.046	42.438	35.695	176.7	2:08:37.206
4	1	2:12.404	49.848	42.663	39.893	178.5	2:10:49.610
5	1	2:13.329	50.092	45.295	37.942	158.5	2:13:02.939
6	1	2:08.135	50.268	42.587	35.280	160.0	2:15:11.074
7	1	4:54.004 P	49.168	43.200	3:21.636	166.6	2:20:05.078
8	2	3:38.519	2:19.476	43.010	36.033	88.5	2:23:43.597
9	2	2:10.007	48.914	45.561	35.532	171.4	2:25:53.604
10	2	2:12.662	49.314	46.696	36.652	161.4	2:28:06.266
11	2	2:06.834	49.047	41.741	36.046	161.9	2:30:13.100
12	2	2:09.416	49.060	44.742	35.614	167.7	2:32:22.516
13	2	2:06.476	49.126	41.940	35.410	161.4	2:34:28.992
14	2	2:08.876	49.036	43.513	36.327	163.6	2:36:37.868
15	2	2:08.161	49.319	43.377	35.465	165.3	2:38:46.029
16	2	2:10.461	50.128	44.214	36.119	150.2	2:40:56.490
17	2	2:06.923	49.395	42.003	35.525	163.8	2:43:03.413
18	2	2:07.465	48.950	42.421	36.094	157.2	2:45:10.878
19	2	2:09.355	50.133	43.815	35.407	166.4	2:47:20.233
20	2	2:07.703	49.055	42.761	35.887	165.3	2:49:27.936
21	2	2:07.763	48.850	42.901	36.012	155.1	2:51:35.699
22	2	2:09.229	49.114	44.578	35.537	163.6	2:53:44.928
23	2	2:14.845	51.946	46.195	36.704	125.5	2:55:59.773
24	2	2:18.664 P	50.611	43.107	44.946	156.9	2:58:18.437

33

1 VAGSPEED MOTORSPORT — Citroen Saxo 8v
SAXO — 2 VAGSPEED MOTORSPORT — Óscar Bartol Leclere

Vta	D	Tiempo	Sector 1	Sector 2	Sector 3	V.Max	Elapsed
1	1	2:01:47.192		2:01:08.759	38.433		2:01:47.192
2	1	2:11.455	50.288	44.924	36.243	165.3	2:03:58.647
3	1	2:09.460	49.251	44.010	36.199	171.4	2:06:08.107
4	1	2:08.799	49.257	43.741	35.801	170.8	2:08:16.906
5	1	2:08.381	48.956	43.809	35.616	172.8	2:10:25.287
6	1	2:09.200	48.962	44.587	35.651	173.3	2:12:34.487
7	1	2:09.141	48.814	44.145	36.182	174.4	2:14:43.628
8	1	2:09.216	49.298	44.154	35.764	170.0	2:16:52.844
9	1	2:10.871	49.672	45.110	36.089	169.2	2:19:03.715
10	1	2:08.331	48.769	43.566	35.996	170.3	2:21:12.046
11	1	2:09.655	49.903	44.044	35.708	170.3	2:23:21.701
12	1	2:08.133	48.849	43.532	35.752	164.8	2:25:29.834
13	1	2:09.893	48.811	44.991	36.091	171.1	2:27:39.727
14	1	2:08.979	48.846	44.079	36.054	168.4	2:29:48.706
15	1	2:08.727	48.972	43.635	36.120	171.1	2:31:57.433
16	1	2:09.390	49.034	43.906	36.450	168.4	2:34:06.823
17	1	2:09.385	48.651	43.676	37.058	170.6	2:36:16.208
18	1	2:08.679	49.360	43.465	35.854	167.1	2:38:24.887
19	1	2:09.230	48.918	44.112	36.200	167.1	2:40:34.117
20	1	2:13.717	49.032	46.820	37.865	168.2	2:42:47.834
21	1	2:11.687	50.950	44.391	36.346	165.6	2:44:59.521
22	1	2:09.673	49.183	44.341	36.149	168.4	2:47:09.194
23	1	2:09.786	49.398	44.028	36.360	170.0	2:49:18.980
24	1	2:08.760	48.831	44.169	35.760	171.7	2:51:27.740
25	1	2:09.609	49.236	44.383	35.990	172.8	2:53:37.349
26	1	2:09.036	48.925	43.796	36.315	168.4	2:55:46.385
27	1	2:19.430 P	48.842	43.838	46.750	166.4	2:58:05.815
28	2	4:11.872	2:48.273	45.762	37.837	88.8	3:02:17.687
29	2		50.559			161.6	

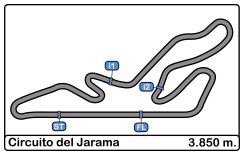

Circuito del Jarama
VI UV Endurance RACE Jarama
Carrera 4H
Tiempos Por Vuelta 3 Horas

34 — 1 EB Racing — BMW E36 325i

3 — 2 EB Racing — ULTIMA VUELTA

Vta	D	Tiempo	Sector 1	Sector 2	Sector 3	V.Max	Elapsed
1	2	2:01:49.469		2:01:07.842	41.627		2:01:49.469
2	2	2:17.282	54.102	45.370	37.810	145.7	2:04:06.751
3	2	2:17.743	53.062	45.529	39.152	150.6	2:06:24.494
4	2	2:22.840	55.728	49.172	37.940	149.1	2:08:47.334
5	2	2:17.234	53.135	46.081	38.018	145.3	2:11:04.568
6	2	2:18.925	53.852	46.784	38.289	138.6	2:13:23.493
7	2	2:16.051	52.374	46.144	37.533	149.1	2:15:39.544
8	2	2:17.719	52.808	46.745	38.166	142.8	2:17:57.263
9	2	2:17.742	53.190	46.473	38.079	140.8	2:20:15.005
10	2	2:18.586	52.926	46.430	39.230	144.0	2:22:33.591
11	2	2:24.933	55.565	50.447	38.921	144.9	2:24:58.524
12	2	2:23.157	53.343	47.937	41.877	146.9	2:27:21.681
13	2	2:22.540	55.535	48.164	38.841	143.8	2:29:44.221
14	2	2:20.139	54.637	47.374	38.128	143.4	2:32:04.360
15	2	2:17.730	52.099	47.305	38.326	152.9	2:34:22.090
16	2	2:24.097	52.965	50.628	40.504	146.3	2:36:46.187
17	2	2:25.373	53.404	50.412	41.557	143.0	2:39:11.560
18	2	2:23.237	55.665	48.658	38.914	145.9	2:41:34.797
19	2	2:19.471	53.886	46.923	38.662	142.6	2:43:54.268
20	2	2:21.707	53.280	47.420	41.007	140.9	2:46:15.975
21	2	2:21.093	54.912	47.463	38.718	144.3	2:48:37.068
22	2	2:20.910	53.560	48.047	39.303	144.7	2:50:57.978
23	2	2:15.898	52.169	46.262	37.467	152.9	2:53:13.876
24	2	2:20.433	54.077	48.037	38.319	141.3	2:55:34.309
25	2	2:33.849 P	56.622	48.093	49.134	116.5	2:58:08.158
26	1		4:38.653			80.7	

35 — 1 EVC — BMW E36 325i

3 — 2 EVC — ZAMUDIO RACING ELKARTEA

Vta	D	Tiempo	Sector 1	Sector 2	Sector 3	V.Max	Elapsed
1	1	2:03:57.293	2:02:38.770	43.029	35.494	93.1	2:03:57.293
2	1	2:05.436	48.074	42.810	34.552	168.7	2:06:02.729
3	1	2:04.712	48.055	41.917	34.740	166.1	2:08:07.441
4	1	2:04.736	47.248	42.378	35.110	173.0	2:10:12.177
5	1	2:05.752	47.914	42.619	35.219	180.0	2:12:17.929
6	1	2:04.040	47.699	41.680	34.661	178.8	2:14:21.969
7	1	2:05.644	47.078	42.728	35.838	173.9	2:16:27.613
8	1	2:04.251	47.121	42.047	35.083	173.3	2:18:31.864
9	1	2:04.286	47.721	41.786	34.779	170.0	2:20:36.150
10	1	2:03.766	46.840	41.941	34.985	178.5	2:22:39.916
11	1	2:06.424	48.292	43.667	34.465	181.2	2:24:46.340
12	1	2:04.109	47.254	42.365	34.490	178.2	2:26:50.449
13	1	2:04.265	47.663	41.667	34.935	171.9	2:28:54.714
14	1	2:04.044	47.022	42.212	34.810	174.1	2:30:58.758
15	1	2:03.481	47.472	41.265	34.744	180.0	2:33:02.239
16	1	2:04.475	47.148	41.836	35.491	175.6	2:35:06.714
17	1	2:04.052	47.282	41.197	35.573	177.6	2:37:10.766
18	1	2:03.787	47.106	41.837	34.844	186.5	2:39:14.553
19	1	2:05.566	48.223	41.833	35.510	163.3	2:41:20.119
20	1	2:03.623	47.032	41.823	34.768	181.2	2:43:23.742
21	1	2:03.904	46.942	41.576	35.386	175.3	2:45:27.646
22	1	2:03.252	46.950	41.386	34.916	185.2	2:47:30.898
23	1	2:02.429	47.190	41.039	34.200	186.2	2:49:33.327
24	1	2:04.645	47.199	41.714	35.732	179.1	2:51:37.972
25	1	2:03.695	47.395	41.646	34.654	178.5	2:53:41.667
26	1	2:04.833	48.668	41.477	34.688	157.4	2:55:46.500
27	1	4:03.649 P	47.281	42.870	2:33.498	175.0	2:59:50.149

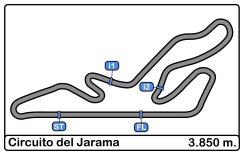

Circuito del Jarama
VI UV Endurance RACE Jarama
Carrera 4H
Tiempos Por Vuelta 3 Horas

36

1 VSR MOTORSPORT SAXO — Citroen Saxo 1.6

SAXO — 2 VSR MOTORSPORT SAXO — ULTIMA VUELTA

Vta	D	Tiempo		Sector 1	Sector 2	Sector 3	V.Max	Elapsed
1	1	2:01:36.367			2:01:00.067	36.300		2:01:36.367
2	1	2:08.689		48.612	43.211	36.866	172.2	2:03:45.056
3	1	2:07.259		48.792	42.893	35.574	172.5	2:05:52.315
4	1	2:08.840		49.314	43.504	36.022	170.6	2:08:01.155
5	1	2:08.944		49.158	43.470	36.316	169.8	2:10:10.099
6	1	2:11.514		49.571	44.062	37.881	169.2	2:12:21.613
7	1	2:09.735		48.952	43.982	36.801	170.0	2:14:31.348
8	1	2:09.400		50.344	43.280	35.776	162.4	2:16:40.748
9	1	2:10.145		49.423	44.423	36.299	167.9	2:18:50.893
10	1	2:08.623		49.036	43.847	35.740	167.7	2:20:59.516
11	1	2:08.872		49.088	43.731	36.053	165.6	2:23:08.388
12	1	2:08.522		49.169	43.399	35.954	168.4	2:25:16.910
13	1	2:09.633		49.777	43.738	36.118	158.5	2:27:26.543
14	1	2:10.057		49.813	43.734	36.510	161.4	2:29:36.600
15	1	2:08.548		48.819	43.846	35.883	170.0	2:31:45.148
16	1	2:11.814		51.313	44.155	36.346	151.0	2:33:56.962
17	1	2:09.578		49.867	43.715	35.996	159.7	2:36:06.540
18	1	2:08.651		48.954	43.494	36.203	165.8	2:38:15.191
19	1	2:09.169		49.178	43.503	36.488	163.3	2:40:24.360
20	1	2:13.057		51.280	45.306	36.471	140.9	2:42:37.417
21	1	2:10.199		49.947	44.122	36.130	152.3	2:44:47.616
22	1	2:09.275		49.759	43.675	35.841	162.1	2:46:56.891
23	1	2:10.372		49.334	43.921	37.117	160.0	2:49:07.263
24	1	2:43.361	P	50.181	44.139	1:09.041	160.9	2:51:50.624

37

1 MSi Race Tech — Honda Civic

1 — 2 MSi Race Tech — TEO MARTIN MOTORSPORT

Vta	D	Tiempo		Sector 1	Sector 2	Sector 3	V.Max	Elapsed
1	1	2:01:22.186			2:00:47.483	34.703		2:01:22.186
2	1	2:05.393		48.161	42.148	35.084	174.1	2:03:27.579
3	1	2:05.017		48.102	41.760	35.155	171.4	2:05:32.596
4	1	2:04.223		47.913	41.529	34.781	174.1	2:07:36.819
5	1	2:01.977		46.928	41.220	33.829	180.9	2:09:38.796
6	1	2:04.378		47.143	42.609	34.626	180.9	2:11:43.174
7	1	2:05.712		48.814	42.075	34.823	180.9	2:13:48.886
8	1	2:03.829		47.276	41.837	34.716	180.3	2:15:52.715
9	1	2:05.129		48.216	42.335	34.578	174.4	2:17:57.844
10	1	2:04.636		47.578	42.223	34.835	179.1	2:20:02.480
11	1	2:05.406		48.105	42.100	35.201	177.0	2:22:07.886
12	1	2:04.593		47.632	42.341	34.620	180.3	2:24:12.479
13	1	2:04.722		47.521	42.584	34.617	181.2	2:26:17.201
14	1	2:03.662		46.945	42.393	34.324	183.0	2:28:20.863
15	1	2:04.380		47.412	41.942	35.026	175.0	2:30:25.243
16	1	2:05.260		47.535	42.077	35.648	179.4	2:32:30.503
17	1	2:06.990		49.669	42.871	34.450	173.0	2:34:37.493
18	1	2:04.869		48.314	41.913	34.642	173.6	2:36:42.362
19	1	2:05.566		48.088	41.788	35.690	181.2	2:38:47.928
20	1	2:05.593		48.541	42.012	35.040	180.9	2:40:53.521
21	1	2:03.957		47.412	41.899	34.646	178.2	2:42:57.478
22	1	2:05.125		47.577	42.996	34.552	179.4	2:45:02.603
23	1	2:03.551		47.219	41.849	34.483	179.4	2:47:06.154
24	1	2:04.565		47.538	42.373	34.654	180.0	2:49:10.719
25	1	2:04.131		47.704	41.837	34.590	180.3	2:51:14.850
26	1	2:04.121		47.833	41.884	34.404	177.0	2:53:18.971
27	1	2:04.513		46.978	42.665	34.870	180.3	2:55:23.484
28	1	2:04.456		47.562	42.199	34.695	176.1	2:57:27.940
29	1	2:12.705	P	48.607	42.687	41.411	170.0	2:59:40.645
30	2			2:57.211	43.370		93.4	

38

1 RACING for ALCALA — Toyota Aygo

AYGO — 2 RACING for ALCALA — JARAMA SPORT

Vta	D	Tiempo		Sector 1	Sector 2	Sector 3	V.Max	Elapsed
1	2	2:01:46.303	P		2:01:00.038	46.265		2:01:46.303
2	1	5:32.158		4:04.575		6:18.423	74.7	2:07:18.461
3	1	2:22.303		54.679	48.222	39.402	149.5	2:09:40.764
4	1	2:20.299		53.293	48.081	38.925	150.2	2:12:01.063
5	1	2:20.301		52.803	48.657	38.841	149.3	2:14:21.364
6	1	2:21.464		52.809	49.821	38.834	148.3	2:16:42.828
7	1	2:25.734		54.908	51.047	39.779	151.6	2:19:08.562
8	1	2:22.917		54.650	49.298	38.969	151.2	2:21:31.479
9	1	2:23.588		54.550	48.474	40.564	151.6	2:23:55.067
10	1	2:19.485		52.583	48.051	38.851	149.1	2:26:14.552
11	1	2:22.837		54.026	48.983	39.828	149.7	2:28:37.389
12	1	2:23.309		53.780	49.153	40.376	147.3	2:31:00.698
13	1	2:21.270		53.211	48.540	39.519	146.3	2:33:21.968
14	1	2:20.385		53.218	48.414	38.753	147.7	2:35:42.353
15	1	2:20.444		52.545	48.014	39.885	149.5	2:38:02.797
16	1	2:19.973		53.224	48.259	38.490	147.3	2:40:22.770
17	1	2:19.432		52.663	48.239	38.530	151.2	2:42:42.202
18	1	2:19.216		52.425	48.032	38.759	150.0	2:45:01.418
19	1	2:22.248		53.379	48.757	40.112	151.6	2:47:23.666
20	1	11:17.994	P	1:12.458		11:58.106	151.0	2:58:41.660
21	2	4:47.140		3:20.476	48.270	38.394	75.2	3:03:28.800

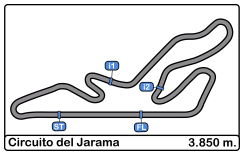

Circuito del Jarama
VI UV Endurance RACE Jarama
Carrera 4H
Tiempos Por Vuelta 3 Horas

39

1 GT SPORT — Citroen Saxo 1.6
SAXO — 2 GT SPORT — ULTIMA VUELTA

Vta	D	Tiempo		Sector 1	Sector 2	Sector 3	V.Max	Elapsed
1	1	2:02:15.171		2:00:52.691	46.229	36.251		2:02:15.171
2	1	2:17.342		54.261	45.810	37.271	168.4	2:04:32.513
3	1	3:55.628	P	49.934	45.820	2:19.874	163.1	2:08:28.141
4	2	4:44.740		3:23.482	44.304	36.954	84.9	2:13:12.881
5	2	8:52.058	P	50.025	45.208	7:16.825	161.9	2:22:04.939
6	1	2:35.644		1:11.420	46.755	37.469	87.5	2:24:40.583
7	1	2:15.275		51.732	46.495	37.048	157.2	2:26:55.858
8	1	2:19.218		54.544	47.423	37.251	166.9	2:29:15.076
9	1	2:15.773		51.075	47.024	37.674	165.8	2:31:30.849
10	1	2:30.307		50.654	46.022	53.631	161.6	2:34:01.156
11	1	2:15.765		50.620	47.024	38.121	156.2	2:36:16.921
12	1	2:14.360		50.920	46.387	37.053	168.2	2:38:31.281
13	1	2:14.383		49.963	46.547	37.873	165.1	2:40:45.664
14	1	2:15.875		50.698	47.619	37.558	162.8	2:43:01.539
15	1	2:12.984		50.088	45.671	37.225	162.6	2:45:14.523
16	1	2:15.940		50.463	47.164	38.313	159.0	2:47:30.463
17	1	2:12.651		49.881	45.866	36.904	167.7	2:49:43.114
18	1	2:14.203		51.092	45.969	37.142	160.2	2:51:57.317
19	1	2:14.062		50.374	46.238	37.450	157.2	2:54:11.379
20	1	2:15.436		51.149	46.793	37.494	138.2	2:56:26.815
21	1	2:21.135	P	50.067	45.664	45.404	154.7	2:58:47.950
22	2			4:13.538			75.3	

40

1 UV - TECSPORT — Citroen Saxo 1.6
SAXO — 2 UV - TECSPORT — ÚLTIMA VUELTA

Vta	D	Tiempo		Sector 1	Sector 2	Sector 3	V.Max	Elapsed
1	2	2:02:15.657	P			2:02:15.657		2:02:15.657
2	1	7:04.166		5:34.663	49.642	39.861	82.3	2:09:19.823
3	1	2:21.757		53.545	47.599	40.613	157.8	2:11:41.580
4	1	2:22.094		54.188	48.970	38.936	160.0	2:14:03.674
5	1	2:20.095		52.862	48.767	38.466	157.8	2:16:23.769
6	1	2:20.775		54.561	47.597	38.617	157.2	2:18:44.544
7	1	2:23.620		53.742	48.078	41.800	160.9	2:21:08.164
8	1	2:25.390		57.569	48.868	38.953	155.6	2:23:33.554
9	1	2:24.796		54.831	51.096	38.869	155.6	2:25:58.350
10	1	2:22.380		54.505	49.418	38.457	150.4	2:28:20.730
11	1	2:19.410		53.706	47.758	37.946	140.4	2:30:40.140
12	1	2:20.081		52.844	48.072	39.165	152.7	2:33:00.221
13	1	2:18.771		52.981	47.444	38.346	160.0	2:35:18.992
14	1	2:19.530		52.979	48.434	38.117	147.9	2:37:38.522
15	1	2:18.906		52.167	47.359	39.380	158.1	2:39:57.428
16	1	2:17.032		52.959	46.113	37.960	163.1	2:42:14.460
17	1	2:16.675		52.646	46.189	37.840	151.8	2:44:31.135
18	1	2:16.563		52.060	45.747	38.756	158.1	2:46:47.698
19	1	2:17.727		53.458	46.305	37.964	159.2	2:49:05.425
20	1	2:18.771		54.112	45.848	38.811	157.8	2:51:24.196
21	1	2:17.394		51.449	47.070	38.875	162.1	2:53:41.590
22	1	2:19.267		53.523	47.026	38.718	144.5	2:56:00.857
23	1	2:16.869		52.702	46.475	37.692	151.8	2:58:17.726
24	1	2:15.826		51.634	45.925	38.267	161.1	3:00:33.552
25	1	2:24.760	P	52.252	46.495	46.013	165.1	3:02:58.312

41

1 ÚLTIMA VUELTA — Citroen AX
1 — 2 ÚLTIMA VUELTA — ÚLTIMA VUELTA

Vta	D	Tiempo		Sector 1	Sector 2	Sector 3	V.Max	Elapsed
1	2	2:01:12.475			2:00:38.204	34.271		2:01:12.475
2	2	2:04.256		47.658	41.863	34.735	173.3	2:03:16.731
3	2	2:05.123		48.402	42.143	34.578	171.1	2:05:21.854
4	2	5:54.805	P	47.313	42.087	4:25.405	174.1	2:11:16.659
5	1	3:31.440		2:11.328	41.286	38.826	98.2	2:14:48.099
6	1	2:01.144		46.699	40.872	33.573	173.9	2:16:49.243
7	1	2:02.188		47.068	40.752	34.368	175.0	2:18:51.431
8	1	2:01.213		46.175	40.721	34.317	180.3	2:20:52.644
9	1	2:01.947		46.286	40.956	34.705	175.3	2:22:54.591
10	1	2:03.678		47.119	42.332	34.227	177.0	2:24:58.269
11	1	2:01.409		46.949	40.692	33.768	178.2	2:26:59.678
12	1	2:01.693		46.663	41.219	33.811	177.9	2:29:01.371
13	1	2:00.979		46.432	40.620	33.927	176.7	2:31:02.350
14	1	2:02.958		47.440	41.395	34.123	179.1	2:33:05.308
15	1	2:00.938		46.232	40.365	34.341	176.7	2:35:06.246
16	1	2:01.151		46.938	40.383	33.830	178.5	2:37:07.397
17	1	2:01.034		46.620	40.546	33.868	178.8	2:39:08.431
18	1	2:01.215		46.842	40.394	33.979	174.1	2:41:09.646
19	1	2:02.327		47.016	40.605	34.706	181.5	2:43:11.973
20	1	2:02.383		48.052	40.424	33.907	181.8	2:45:14.356
21	1	2:01.634		46.323	40.877	34.434	185.2	2:47:15.990
22	1	2:01.004		46.442	40.704	33.858	177.6	2:49:16.994
23	1	2:03.263		47.347	41.360	34.556	175.6	2:51:20.257
24	1	2:03.266		47.919	41.065	34.282	162.8	2:53:23.523
25	1	2:02.090		46.852	40.732	34.506	173.0	2:55:25.613
26	1	2:03.864		47.837	41.760	34.267	176.4	2:57:29.477
27	1	2:02.473		46.718	41.536	34.219	172.5	2:59:31.950
28	1	2:02.602		46.885	41.299	34.418	172.2	3:01:34.552
29	1			46.564	41.282		176.4	

42

1 Fuñigators Team — Citroen Saxo 1.6
SAXO — 2 Fuñigators Team — JORGE OTERO AGREDA

Vta	D	Tiempo		Sector 1	Sector 2	Sector 3	V.Max	Elapsed
1	2	2:03:54.233	P			2:03:54.233		2:03:54.233
2	1	13:48.168		12:25.274	46.021	36.873	66.6	2:17:42.401
3	1	2:11.394		50.017	45.157	36.220	163.6	2:19:53.795
4	1	2:10.191		49.956	43.986	36.249	169.5	2:22:03.986
5	1	2:10.308		49.239	44.919	36.150	167.4	2:24:14.294
6	1	2:16.453	P	48.784	43.256	44.413	173.9	2:26:30.747
7	2	9:11.362	P	7:37.191	50.463	43.708	89.5	2:35:42.109
8	1	15:12.109		13:50.917	44.542	36.650	87.0	2:50:54.218
9	1	2:10.358		49.900	44.243	36.215	156.0	2:53:04.576
10	1	2:09.795		49.145	44.236	36.414	169.5	2:55:14.371
11	1	2:17.579	P	50.297	44.298	42.984	143.4	2:57:31.950

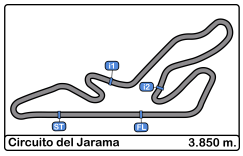

Circuito del Jarama
VI UV Endurance RACE Jarama
Carrera 4H
Tiempos Por Vuelta 3 Horas

43

1 CLEMENTE ARROYO — Citroen Saxo 1.6
SAXO — 2 CLEMENTE ARROYO — AD CLEMENTE ARROYO

Vta	D	Tiempo	Sector 1	Sector 2	Sector 3	V.Max	Elapsed
1	1	2:02:08.959	2:00:47.142	45.125	36.692		2:02:08.959
2	1	2:12.377	50.908	44.628	36.841	164.6	2:04:21.336
3	1	2:11.790	50.052	44.473	37.265	168.2	2:06:33.126
4	1	2:11.745	49.268	45.537	36.940	168.2	2:08:44.871
5	1	2:10.530	49.573	44.431	36.526	168.4	2:10:55.401
6	1	2:10.594	49.885	44.328	36.381	166.1	2:13:05.995
7	1	2:10.541	49.773	44.420	36.348	167.4	2:15:16.536
8	1	2:09.773	49.573	44.042	36.158	167.1	2:17:26.309
9	1	2:09.816	49.510	44.135	36.171	168.7	2:19:36.125
10	1	2:10.606	49.721	44.568	36.317	166.1	2:21:46.731
11	1	2:11.523	49.347	44.922	37.254	168.2	2:23:58.254
12	1	2:10.249	49.418	44.405	36.426	165.6	2:26:08.503
13	1	2:12.278	50.423	44.533	37.322	165.3	2:28:20.781
14	1	2:11.433	49.727	44.630	37.076	165.6	2:30:32.214
15	1	2:10.772	49.917	44.331	36.524	165.3	2:32:42.986
16	1	2:09.951	49.386	44.475	36.090	167.1	2:34:52.937
17	1	2:11.789	49.883	45.103	36.803	166.9	2:37:04.726
18	1	2:11.219	49.991	44.387	36.841	167.4	2:39:15.945
19	1	2:12.096	50.670	45.013	36.413	167.1	2:41:28.041
20	1	2:11.541	49.915	44.620	37.006	166.9	2:43:39.582
21	1	2:10.793	49.993	44.652	36.148	164.6	2:45:50.375
22	1	2:11.315	49.810	44.684	36.821	166.6	2:48:01.690
23	1	2:10.662	50.001	44.475	36.186	167.4	2:50:12.352
24	1	2:09.589	49.714	44.041	35.834	164.8	2:52:21.941
25	1	2:18.543 P	49.346	44.344	44.853	167.1	2:54:40.484
26	2	6:09.881	4:48.154	45.328	36.399	71.9	3:00:50.365
27	2	2:13.658	50.946	45.393	37.319	166.4	3:03:04.023

44

1 ALVITRUCKSPORT — CITROEN SAXO 1.6
SAXO — 2 ALVITRUCKSPORT — ULTIMA VUELTA

Vta	D	Tiempo	Sector 1	Sector 2	Sector 3	V.Max	Elapsed
1	2	2:00:58.771			2:00:58.771		2:00:58.771
2	2	2:07.511	48.504	43.325	35.682	169.5	2:03:06.282
3	2	2:08.390	48.493	43.934	35.963	170.8	2:05:14.672
4	2	2:08.382	48.646	43.809	35.927	168.7	2:07:23.054
5	2	2:08.178	48.543	43.502	36.133	171.1	2:09:31.232
6	2	6:06.027 P	49.163	43.221	4:33.643	170.8	2:15:37.259
7	1	8:12.408	6:50.306	44.924	37.178	88.0	2:23:49.667
8	1	2:11.836	51.243	44.107	36.486	151.6	2:26:01.503
9	1	2:11.085	50.151	44.863	36.071	166.4	2:28:12.588
10	1	2:09.466	49.218	44.391	35.857	163.8	2:30:22.054
11	1	2:10.815	49.009	44.865	36.941	164.6	2:32:32.869
12	1	2:10.618	49.359	44.982	36.277	165.8	2:34:43.487
13	1	2:10.200	50.188	44.246	35.766	166.9	2:36:53.687
14	1	2:09.572	49.145	44.498	35.929	166.6	2:39:03.259
15	1	2:11.356	50.663	44.335	36.358	163.3	2:41:14.615
16	1	2:11.995	49.474	45.531	36.990	171.1	2:43:26.610
17	1	2:10.093	49.154	44.302	36.637	162.8	2:45:36.703
18	1	2:10.650	49.267	44.735	36.648	165.8	2:47:47.353
19	1	2:09.655	49.029	44.139	36.487	161.4	2:49:57.008
20	1	2:09.583	49.145	44.283	36.155	163.3	2:52:06.591
21	1	2:11.674	49.585	46.027	36.062	159.7	2:54:18.265
22	1	2:10.206	49.411	44.486	36.309	163.3	2:56:28.471
23	1	2:11.191	50.074	44.939	36.178	143.4	2:58:39.662
24	1	2:09.443	49.662	43.804	35.977	147.5	3:00:49.105
25	1	2:09.657	48.967	44.620	36.070	166.4	3:02:58.762

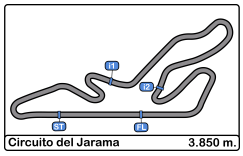

Circuito del Jarama
VI UV Endurance RACE Jarama
Carrera 4H
Tiempos Por Vuelta 3 Horas

45

1 Art Motorsport — Citroen Saxo 1.6
SAXO — 2 Art Motorsport — JARAMA SPORT

Vta	D	Tiempo	Sector 1	Sector 2	Sector 3	V.Max	Elapsed
1	2	2:02:29.695	2:01:08.645	44.203	36.847		2:02:29.695
2	2	2:09.363	49.523	43.613	36.227	165.3	2:04:39.058
3	2	2:07.711	48.978	43.069	35.664	166.1	2:06:46.769
4	2	2:07.674	48.661	43.187	35.826	167.9	2:08:54.443
5	2	2:08.204	48.659	43.415	36.130	168.2	2:11:02.647
6	2	2:07.289	48.335	43.110	35.844	167.7	2:13:09.936
7	2	2:06.996	48.273	43.142	35.581	169.0	2:15:16.932
8	2	2:07.708	48.496	43.204	36.008	172.2	2:17:24.640
9	2	2:07.835	48.787	43.350	35.698	167.7	2:19:32.475
10	2	2:08.530	48.600	43.263	36.667	169.0	2:21:41.005
11	2	2:08.965	49.023	43.209	36.733	168.4	2:23:49.970
12	2	2:08.138	48.915	43.077	36.146	170.0	2:25:58.108
13	2	2:08.778	49.345	43.297	36.136	167.9	2:28:06.886
14	2	2:08.284	49.209	43.188	35.887	171.9	2:30:15.170
15	2	2:08.401	48.326	43.969	36.106	169.5	2:32:23.571
16	2	2:11.050	50.051	44.347	36.652	163.1	2:34:34.621
17	2	2:11.034	50.212	43.884	36.938	161.6	2:36:45.655
18	2	2:11.901	50.657	44.174	37.070	150.0	2:38:57.556
19	2	2:12.411	50.126	44.226	38.059	167.7	2:41:09.967
20	2	2:12.309	50.112	45.317	36.880	168.2	2:43:22.276
21	2	2:13.751	51.400	44.900	37.451	165.3	2:45:36.027
22	2	2:15.535	52.307	45.378	37.850	165.6	2:47:51.562
23	2	2:16.526	51.108	47.048	38.370	162.8	2:50:08.088
24	2	2:16.252	51.235	45.925	39.092	150.4	2:52:24.340
25	2	3:56.352 P	49.959	44.038	2:22.355	164.1	2:56:20.692
26	1	5:30.117	4:09.988	44.106	36.023	92.7	3:01:50.809
27	1		49.927	43.492		164.6	

46

1 4 HOMBRES Y 1 MIATA — MAZDA MX5
2 — 2 4 HOMBRES Y 1 MIATA — ULTIMA VUELTA

Vta	D	Tiempo	Sector 1	Sector 2	Sector 3	V.Max	Elapsed
1	1	2:02:12.585	2:00:53.363	44.284	34.938		2:02:12.585
2	1	2:06.715	47.954	43.407	35.354	169.2	2:04:19.300
3	1	2:07.787	50.226	42.696	34.865	167.9	2:06:27.087
4	1	2:05.796	48.146	42.617	35.033	170.3	2:08:32.883
5	1	2:09.628	50.335	43.634	35.659	167.1	2:10:42.511
6	1	2:08.751	48.551	44.650	35.550	167.4	2:12:51.262
7	1	2:05.947	47.806	42.632	35.509	168.7	2:14:57.209
8	1	2:06.392	48.713	42.602	35.077	160.4	2:17:03.601
9	1	2:07.431	49.195	43.034	35.202	171.4	2:19:11.032
10	1	2:08.734	49.884	43.550	35.300	173.3	2:21:19.766
11	1	2:07.895	48.326	43.887	35.682	167.7	2:23:27.661
12	1	2:06.767	48.416	42.804	35.547	168.2	2:25:34.428
13	1	2:10.335	48.597	44.446	37.292	167.4	2:27:44.763
14	1	2:08.318	49.052	43.923	35.343	166.1	2:29:53.081
15	1	2:06.560	48.269	42.792	35.499	169.2	2:31:59.641
16	1	2:07.696	48.507	42.922	36.267	168.2	2:34:07.337
17	1	2:09.092	48.736	43.488	36.868	168.2	2:36:16.429
18	1	3:48.183 P	48.590	42.750	2:16.843	167.4	2:40:04.612
19	2	6:44.907	5:25.562	43.206	36.139	93.8	2:46:49.519
20	2	2:08.674	49.150	44.102	35.422	171.9	2:48:58.193
21	2	2:09.115	49.097	43.485	36.533	166.9	2:51:07.308
22	2	2:08.202	48.901	43.813	35.488	166.1	2:53:15.510
23	2	2:09.814	48.808	43.755	37.251	163.3	2:55:25.324
24	2	2:08.815	50.888	42.700	35.227	136.0	2:57:34.139
25	2	2:09.090	49.435	43.680	35.975	152.9	2:59:43.229
26	2	2:09.280	50.180	43.350	35.750	159.2	3:01:52.509
27	2		48.765	44.119		170.3	

47

1 ALFRA-CLIMALEC — Citroen Saxo 1.6
SAXO — 2 ALFRA-CLIMALEC — ÚLTIMA VUELTA

Vta	D	Tiempo	Sector 1	Sector 2	Sector 3	V.Max	Elapsed
1	2	2:02:21.720	2:00:53.592	48.609	39.519		2:02:21.720
2	2	2:22.155	54.577	48.488	39.090	147.3	2:04:43.875
3	2	2:21.423	53.534	48.132	39.757	147.1	2:07:05.298
4	2	2:22.019	53.927	48.399	39.693	146.9	2:09:27.317
5	2	2:23.719	54.881	48.065	40.773	147.7	2:11:51.036
6	2	5:13.088 P	54.107	48.917	3:30.064	145.7	2:17:04.124
7	1	8:41.422	7:10.845	49.140	41.437	92.0	2:25:45.546
8	1	2:23.430	52.493	50.468	40.469	161.9	2:28:08.976
9	1	2:20.181	52.502	48.034	39.645	159.2	2:30:29.157
10	1	2:20.170	52.583	48.411	39.176	159.2	2:32:49.327
11	1	2:22.477	52.711	48.633	41.133	157.6	2:35:11.804
12	1	2:20.503	53.335	48.128	39.040	147.9	2:37:32.307
13	1	2:19.825	52.531	48.171	39.123	159.5	2:39:52.132
14	1	2:19.918	53.541	47.635	38.742	161.1	2:42:12.050
15	1	2:20.015	52.885	49.130	38.000	156.5	2:44:32.065
16	1	2:18.459	51.820	47.219	39.420	165.1	2:46:50.524
17	1	2:17.400	52.599	46.271	38.530	160.7	2:49:07.924
18	1	2:17.195	52.600	47.085	37.510	161.6	2:51:25.119
19	1	2:16.884	52.187	46.138	38.559	164.3	2:53:42.003
20	1	2:16.689	52.266	46.453	37.970	144.5	2:55:58.692
21	1	2:14.697	51.770	45.786	37.141	159.0	2:58:13.389
22	1	2:15.693	50.951	46.570	38.172	156.2	3:00:29.082
23	1	2:13.823	50.299	46.402	37.122	161.4	3:02:42.905

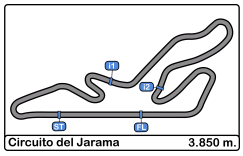

Circuito del Jarama
VI UV Endurance RACE Jarama
Carrera 4H
Tiempos Por Vuelta 3 Horas

48

1 AMAZON SPORT 1 — VW Golf
2 AMAZON SPORT 1 — A.E.C.D.

Vta	D	Tiempo	Sector 1	Sector 2	Sector 3	V.Max	Elapsed
1	1	2:01:48.139		2:00:58.948	49.191		2:01:48.139
2	1	2:38.822	1:00.179	54.508	44.135	140.0	2:04:26.961
3	1	2:27.194	54.329	52.633	40.232	163.8	2:06:54.155
4	1	2:23.753	54.413	50.238	39.102	152.1	2:09:17.908
5	1	2:20.459	52.485	49.162	38.812	162.1	2:11:38.367
6	1	2:27.779	55.422	52.847	39.510	166.6	2:14:06.146
7	1	2:19.916	52.180	49.028	38.708	168.4	2:16:26.062
8	1	2:39.820	1:01.536	53.753	44.531	166.9	2:19:05.882
9	1	2:24.960	53.595	48.358	43.007	160.4	2:21:30.842
10	1	2:29.308	56.040	51.731	41.537	162.6	2:24:00.150
11	1	2:22.786	52.804	49.103	40.879	163.1	2:26:22.936
12	1	2:19.607	52.034	48.358	39.215	169.0	2:28:42.543
13	1	2:25.519	54.665	50.334	40.520	169.5	2:31:08.062
14	1	2:20.722	51.974	48.727	40.021	170.6	2:33:28.784
15	1	2:19.186	51.883	48.428	38.875	166.6	2:35:47.970
16	1	2:19.299	52.359	48.033	38.907	156.7	2:38:07.269
17	1	2:19.480	52.571	46.807	40.102	153.8	2:40:26.749
18	1	2:24.705	55.002	51.126	38.577	131.8	2:42:51.454
19	1	2:16.957	51.628	47.251	38.078	168.7	2:45:08.411
20	1	2:26.775	54.649	52.172	39.954	170.6	2:47:35.186
21	1	2:16.915	50.970	47.428	38.517	166.4	2:49:52.101
22	1	2:20.149	51.142	50.408	38.599	167.7	2:52:12.250
23	1	2:31.653 P	50.837	48.117	52.699	170.0	2:54:43.903
24	2	4:38.408	3:10.623	49.199	38.586	79.8	2:59:22.311
25	2	2:17.063	51.305	48.359	37.399	149.1	3:01:39.374
26	2		50.411	45.827		162.8	

49

1 AMAZON SPORT 2 — VW Golf
2 AMAZON SPORT 2 — A.E.C.D.

Vta	D	Tiempo	Sector 1	Sector 2	Sector 3	V.Max	Elapsed
1	2	2:02:54.848 P			2:02:54.848		2:02:54.848
2	1	4:58.560	3:33.150	47.122	38.288	79.0	2:07:53.408
3	1	2:18.575	53.597	46.479	38.499	148.7	2:10:11.983
4	1	2:16.594	51.796	46.271	38.527	153.1	2:12:28.577
5	1	2:17.275	52.772	45.705	38.798	144.3	2:14:45.852
6	1	2:14.638	52.848	45.310	36.480	140.8	2:17:00.490
7	1	2:14.274	51.782	45.137	37.355	153.1	2:19:14.764
8	1	2:13.324	50.417	46.081	36.826	166.1	2:21:28.088
9	1	2:12.006	50.121	44.957	36.928	159.2	2:23:40.094
10	1	2:12.466	50.234	45.227	37.005	156.5	2:25:52.560
11	1	2:13.735	49.896	46.503	37.336	175.0	2:28:06.295
12	1	2:13.462	52.614	44.296	36.552	135.8	2:30:19.757
13	1	2:10.721	49.450	44.175	37.096	169.5	2:32:30.478
14	1	2:12.622	51.203	45.174	36.245	153.6	2:34:43.100
15	1	2:12.736	51.505	44.818	36.413	165.1	2:36:55.836
16	1	2:12.798	49.717	45.040	38.041	162.6	2:39:08.634
17	1	2:11.275	50.494	44.228	36.553	158.1	2:41:19.909
18	1	2:11.544	50.231	44.947	36.366	162.8	2:43:31.453
19	1	2:11.884	50.510	44.908	36.466	155.3	2:45:43.337
20	1	2:10.942	50.167	44.123	36.652	157.6	2:47:54.279
21	1	2:10.161	49.660	43.998	36.503	166.6	2:50:04.440
22	1	2:10.743	49.905	44.191	36.647	167.9	2:52:15.183
23	1	2:11.519	49.762	44.994	36.763	161.6	2:54:26.702
24	1	2:17.220	53.324	46.818	37.078	133.3	2:56:43.922
25	1	2:14.765	52.010	44.517	38.238	137.0	2:58:58.687
26	1	2:14.472	52.901	44.685	36.886	140.6	3:01:13.159
27	1	2:12.883	50.486	45.587	36.810	151.6	3:03:26.042

51

1 TMA-PADRISA-GTPERFORMANCE — Citroen Saxo 1.6
SAXO — 2 TMA-PADRISA-GTPERFORMANCE — PARADINAS MOTORSPORT

Vta	D	Tiempo	Sector 1	Sector 2	Sector 3	V.Max	Elapsed
1	1	2:01:36.174		2:00:59.433	36.741		2:01:36.174
2	1	2:17.073	55.290	45.005	36.778	163.6	2:03:53.247
3	1	2:11.717	50.207	45.287	36.223	165.6	2:06:04.964
4	1	2:10.999	50.076	44.636	36.287	162.6	2:08:15.963
5	1	2:08.690	49.424	43.509	35.757	164.6	2:10:24.653
6	1	2:08.396	49.105	43.772	35.519	167.9	2:12:33.049
7	1	2:09.952	49.511	44.434	36.007	163.6	2:14:43.001
8	1	2:09.529	49.232	44.305	35.992	164.3	2:16:52.530
9	1	2:34.603 P	1:01.885	46.959	45.759	103.6	2:19:27.133
10	2	5:57.574	4:30.034	49.851	37.689	88.3	2:25:24.707
11	2		51.521			157.6	

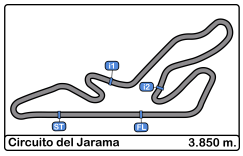

Circuito del Jarama
VI UV Endurance RACE Jarama
Carrera 4H
Tiempos Por Vuelta 3 Horas

52

1 JL CRESPILLO TEAM — Citroen Saxo 1.6

SAXO — 2 JL CRESPILLO TEAM — ESCUDERIA CENTRO

Vta	D	Tiempo		Sector 1	Sector 2	Sector 3	V.Max	Elapsed
1	1	2:00:37.555	P			2:00:37.555		2:00:37.555
2	2	9:41.502		8:13.436	49.838	38.228	73.4	2:10:19.057
3	2	2:20.297		52.109	48.737	39.451	150.6	2:12:39.354
4	2	2:17.079		52.168	47.145	37.766	152.1	2:14:56.433
5	2	2:15.289		51.861	45.888	37.540	161.4	2:17:11.722
6	2	2:15.648		51.295	46.513	37.840	164.8	2:19:27.370
7	2	2:16.809		53.251	45.869	37.689	166.1	2:21:44.179
8	2	2:13.908		50.064	45.681	38.163	169.5	2:23:58.087
9	2	2:12.716		50.883	44.853	36.980	164.8	2:26:10.803
10	2	4:24.258	P	50.645	46.040	2:47.573	169.5	2:30:35.061
11	1	2:38.355		1:14.982	45.565	37.808	84.6	2:33:13.416
12	1	2:14.887		50.939	45.262	38.686	165.3	2:35:28.303
13	1	2:15.022		51.397	45.963	37.662	163.3	2:37:43.325
14	1	2:15.597		50.767	47.568	37.262	166.6	2:39:58.922
15	1	2:15.806		52.290	45.819	37.697	166.1	2:42:14.728
16	1	2:14.921		50.863	46.534	37.524	164.8	2:44:29.649
17	1	2:13.330		50.638	45.240	37.452	166.4	2:46:42.979
18	1	2:14.030		50.288	45.406	38.336	167.9	2:48:57.009
19	1	2:12.637		51.572	44.493	36.572	171.1	2:51:09.646
20	1	2:11.327		49.710	44.639	36.978	169.8	2:53:20.973
21	1	2:15.095		50.338	46.826	37.931	163.6	2:55:36.068
22	1	2:14.957		52.528	44.814	37.615	134.8	2:57:51.025
23	1	2:13.609		51.438	45.001	37.170	159.2	3:00:04.634
24	1	2:21.866	P	50.290	45.217	46.359	164.3	3:02:26.500

53

1 ELADIO MOTOR — Citroen Saxo 1.6

SAXO — 2 ELADIO MOTOR — ÚLTIMA VUELTA

Vta	D	Tiempo		Sector 1	Sector 2	Sector 3	V.Max	Elapsed
1	2	2:01:48.311			2:01:11.317	36.994		2:01:48.311
2	2	2:11.068		49.671	44.764	36.633	165.6	2:03:59.379
3	2	2:08.980		49.177	43.755	36.048	174.4	2:06:08.359
4	2	2:11.412		51.723	43.529	36.160	173.9	2:08:19.771
5	2	5:43.879	P	49.864	43.870	4:10.145	164.1	2:14:03.650
6	1	7:52.549		6:30.023	45.745	36.781	95.7	2:21:56.199
7	1	2:11.285		49.769	44.743	36.773	165.8	2:24:07.484
8	1	2:13.070		49.685	46.196	37.189	167.4	2:26:20.554
9	1	2:24.352	P	50.899	45.412	48.041	170.3	2:28:44.906
10	2	8:07.081		6:43.819	45.614	37.648	89.9	2:36:51.987
11	2	2:13.249		50.419	45.853	36.977	167.9	2:39:05.236
12	2	2:14.363		51.050	45.677	37.636	166.4	2:41:19.599
13	2	2:14.632		52.648	45.117	36.867	161.9	2:43:34.231
14	2	2:11.348		49.613	45.025	36.710	170.6	2:45:45.579
15	2	2:12.983		51.007	45.179	36.797	170.0	2:47:58.562
16	2	2:14.720		53.817	44.624	36.279	171.4	2:50:13.282
17	2	2:10.078		49.436	44.100	36.542	170.3	2:52:23.360
18	2	2:11.661		49.621	44.835	37.205	171.1	2:54:35.021
19	2	2:12.044		50.867	44.630	36.547	166.4	2:56:47.065
20	2	2:11.226		49.504	44.452	37.270	169.5	2:58:58.291
21	2	2:20.517		57.175	46.487	36.855	168.2	3:01:18.808
22	2			50.368	45.669		164.8	

54

1 VINELIT RACING GRAPHICS — Peugeot 205

2 — 2 VINELIT RACING GRAPHICS — ÚLTIMA VUELTA

Vta	D	Tiempo		Sector 1	Sector 2	Sector 3	V.Max	Elapsed
1	1	2:04:30.944		2:03:16.269	40.719	33.956	97.0	2:04:30.944
2	1	2:00.868		46.603	39.832	34.433	193.2	2:06:31.812
3	1	2:01.884		47.936	40.392	33.556	190.1	2:08:33.696
4	1	1:59.760		46.219	39.856	33.685	192.5	2:10:33.456
5	1	2:00.731		46.532	40.257	33.942	192.8	2:12:34.187
6	1	2:00.356		46.837	39.970	33.549	180.0	2:14:34.543
7	1	2:01.222		46.696	40.365	34.161	191.4	2:16:35.765
8	1	2:02.438		47.976	40.611	33.851	191.1	2:18:38.203
9	1	2:01.522		46.879	40.958	33.685	176.4	2:20:39.725
10	1	2:00.295		46.714	39.786	33.795	176.4	2:22:40.020
11	1	2:00.489		46.306	40.487	33.696	185.8	2:24:40.509
12	1	2:00.329		46.524	40.199	33.606	193.2	2:26:40.838
13	1	2:00.961		46.528	40.297	34.136	192.5	2:28:41.799
14	1	1:59.838		46.601	39.711	33.526	187.1	2:30:41.637
15	1	1:59.889		46.224	39.985	33.680	190.4	2:32:41.526
16	1	2:01.689		46.440	40.908	34.341	190.4	2:34:43.215
17	1	2:02.356		46.661	40.904	34.791	180.9	2:36:45.571
18	1	2:00.815		46.805	40.390	33.620	190.4	2:38:46.386
19	1	2:22.399	P	47.949	45.919	48.531	186.2	2:41:08.785

55

1 SABUESOS TEAM — BMW E36 320i

2 — 2 SABUESOS TEAM — ULTIMA VUELTA

Vta	D	Tiempo		Sector 1	Sector 2	Sector 3	V.Max	Elapsed
1	1	2:04:33.294	P			2:04:33.294		2:04:33.294
2	2	7:20.882		5:53.898	47.963	39.021	83.0	2:11:54.176
3	2	2:17.054		52.388	46.382	38.284	167.4	2:14:11.230
4	2	2:18.905		51.930	46.500	40.475	169.2	2:16:30.135
5	2	2:23.362		56.410	47.308	39.644	168.7	2:18:53.497
6	2	2:15.919		51.843	46.789	37.287	165.8	2:21:09.416
7	2	2:19.984		52.385	48.192	39.407	154.9	2:23:29.400
8	2	2:13.979		50.467	45.234	38.278	170.3	2:25:43.379
9	2	2:15.666		50.789	48.174	36.703	181.8	2:27:59.045
10	2	2:12.757		50.382	44.895	37.480	175.6	2:30:11.802
11	2	2:16.382		49.873	47.696	38.813	173.6	2:32:28.184
12	2	2:14.133		51.130	46.413	36.590	168.2	2:34:42.317
13	2	2:14.935		51.126	46.867	36.942	152.5	2:36:57.252
14	2	2:15.156		49.907	46.402	38.847	176.7	2:39:12.408
15	2	2:14.325		51.328	45.281	37.716	161.1	2:41:26.733
16	2	2:11.033		49.644	44.349	37.040	178.2	2:43:37.766
17	2	2:09.408		49.478	43.819	36.111	178.5	2:45:47.174
18	2	2:08.909		48.905	44.085	35.919	177.0	2:47:56.083
19	2	2:09.541		48.873	43.860	36.808	178.5	2:50:05.624
20	2	2:11.280		49.492	43.990	37.798	174.4	2:52:16.904
21	2	2:11.787		50.356	44.350	37.081	171.9	2:54:28.691
22	2	2:12.809		52.139	44.428	36.242	145.3	2:56:41.500
23	2	2:10.318		49.522	43.429	37.367	167.7	2:58:51.818
24	2	2:24.798	P	51.347	46.574	46.877	170.3	3:01:16.616

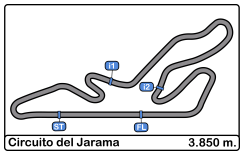

Circuito del Jarama
VI UV Endurance RACE Jarama
Carrera 4H
Tiempos Por Vuelta 3 Horas

56

1 DANACAR — Citroen Saxo 1.6
SAXO — 2 DANACAR — ISRAEL DE ANA MORALES

Vta	D	Tiempo		Sector 1	Sector 2	Sector 3	V.Max	Elapsed
1	2	2:05:16.088	P			2:05:16.088		2:05:16.088
2	1	5:03.077		3:42.519	44.391	36.167	85.1	2:10:19.165
3	1	2:09.161		48.995	43.785	36.381	167.1	2:12:28.326
4	1	2:09.029		49.227	43.944	35.858	169.0	2:14:37.355
5	1	2:08.774		48.843	43.664	36.267	170.0	2:16:46.129
6	1	2:09.142		49.354	43.740	36.048	169.0	2:18:55.271
7	1	2:09.967		50.046	44.113	35.808	170.8	2:21:05.238
8	1	2:08.361		48.926	43.515	35.920	172.2	2:23:13.599
9	1	2:09.229		48.945	44.252	36.032	169.8	2:25:22.828
10	1	2:08.311		48.789	43.612	35.910	171.1	2:27:31.139
11	1	2:08.512		49.063	43.620	35.829	172.2	2:29:39.651
12	1	2:08.108		48.822	43.402	35.884	170.8	2:31:47.759
13	1	2:09.400		49.518	43.722	36.160	169.8	2:33:57.159
14	1	2:08.661		49.062	43.441	36.158	169.8	2:36:05.820
15	1	2:08.450		49.164	43.577	35.709	170.6	2:38:14.270
16	1	2:08.194		48.865	43.451	35.878	170.0	2:40:22.464
17	1	2:08.817		49.056	43.797	35.964	169.8	2:42:31.281
18	1	2:08.752		49.146	43.685	35.921	170.3	2:44:40.033
19	1	2:08.764		49.129	43.361	36.274	170.8	2:46:48.797
20	1	2:08.675		49.435	43.598	35.642	172.2	2:48:57.472
21	1	2:09.525		49.310	44.272	35.943	172.2	2:51:06.997
22	1	2:08.009		48.710	43.343	35.956	172.2	2:53:15.006
23	1	2:08.358		48.859	43.447	36.052	174.1	2:55:23.364
24	1	2:09.927		50.254	43.822	35.851	164.1	2:57:33.291
25	1	2:09.021		49.225	43.474	36.322	164.8	2:59:42.312
26	1	2:08.875		49.344	43.705	35.826	167.4	3:01:51.187
27	1			49.758	43.560		171.7	

57

1 EFICAR TEAM INFE — Toyota Aygo
AYGO — 2 EFICAR TEAM INFE — EFICAR TEAM

Vta	D	Tiempo		Sector 1	Sector 2	Sector 3	V.Max	Elapsed
1	2	2:02:18.526		2:00:50.415	49.181	38.930		2:02:18.526
2	2	2:21.192		52.820	49.402	38.970	152.3	2:04:39.718
3	2	2:20.459		53.110	48.569	38.780	151.4	2:07:00.177
4	2	5:56.249	P	53.565	48.807	4:13.877	150.8	2:12:56.426
5	1	5:20.697		3:53.293	48.659	38.745	76.5	2:18:17.123
6	1	2:22.281		54.535	48.360	39.386	148.7	2:20:39.404
7	1	2:21.833		54.711	48.699	38.423	150.0	2:23:01.237
8	1	2:23.573		54.748	49.101	39.724	152.7	2:25:24.810
9	1	2:22.682		53.965	49.232	39.485	151.6	2:27:47.492
10	1	2:19.207		52.672	48.257	38.278	151.6	2:30:06.699
11	1	2:21.107		52.541	49.104	39.462	150.8	2:32:27.806
12	1	2:23.255		55.938	48.930	38.387	151.4	2:34:51.061
13	1	2:20.127		53.288	48.269	38.570	151.8	2:37:11.188
14	1	2:21.443		53.840	48.519	39.084	153.4	2:39:32.631
15	1	2:20.343		52.987	48.989	38.367	152.5	2:41:52.974
16	1	2:22.085		53.599	49.094	39.392	150.6	2:44:15.059
17	1	2:20.476		53.793	47.843	38.840	147.1	2:46:35.535
18	1	2:21.550		53.684	48.917	38.949	150.6	2:48:57.085
19	1	2:21.098		53.793	48.534	38.771	154.0	2:51:18.183
20	1	2:21.372		53.947	48.723	38.702	150.0	2:53:39.555
21	1	2:22.280		53.184	49.710	39.386	151.0	2:56:01.835
22	1	2:19.763		53.412	48.099	38.252	153.1	2:58:21.598
23	1	2:20.391		52.897	48.345	39.149	152.5	3:00:41.989
24	1	2:29.389	P	53.462	48.184	47.743	148.5	3:03:11.378

58

1 EFICAR TEAM SAXO — Citroen Saxo 1.6
SAXO — 2 EFICAR TEAM SAXO — EFICAR TEAM

Vta	D	Tiempo		Sector 1	Sector 2	Sector 3	V.Max	Elapsed
1	2	2:01:37.566			2:01:02.107	35.459		2:01:37.566
2	2	2:06.856		48.663	42.860	35.333	172.5	2:03:44.422
3	2	6:44.535	P	48.935	42.791	5:12.809	165.3	2:10:28.957
4	1	4:50.805		3:28.279	45.783	36.743	89.7	2:15:19.762
5	1	2:11.918		50.013	45.046	36.859	165.8	2:17:31.680
6	1	2:11.598		49.996	44.700	36.902	166.9	2:19:43.278
7	1	2:12.348		50.636	44.880	36.832	158.8	2:21:55.626
8	1	2:10.186		49.172	44.561	36.453	166.6	2:24:05.812
9	1	2:10.903		49.399	44.951	36.553	166.6	2:26:16.715
10	1	2:12.489		50.486	45.399	36.604	156.9	2:28:29.204
11	1	2:11.903		49.761	45.147	36.995	165.6	2:30:41.107
12	1	2:15.961		52.662	45.511	37.788	155.8	2:32:57.068
13	1	2:14.575		49.940	46.063	38.572	158.5	2:35:11.643
14	1	2:12.558		50.402	45.220	36.936	155.6	2:37:24.201
15	1	2:12.367		50.310	45.424	36.633	161.1	2:39:36.568
16	1	2:13.432		50.447	46.215	36.770	159.5	2:41:50.000
17	1	2:12.608		49.794	45.463	37.351	158.8	2:44:02.608
18	1	2:16.334		49.793	46.931	39.610	163.3	2:46:18.942
19	1	2:13.110		51.499	44.797	36.814	157.6	2:48:32.052
20	1	2:13.770		49.773	45.800	38.197	164.3	2:50:45.822
21	1	2:11.825		50.038	45.016	36.771	155.1	2:52:57.647
22	1	2:22.437	P	50.769	44.535	47.133	154.9	2:55:20.084
23	2	4:06.294		2:46.171	43.825	36.298	92.3	2:59:26.378
24	2	2:09.644		50.625	43.521	35.498	166.4	3:01:36.022
25	2			48.738	43.229		170.8	

59

1 EFICAR TEAM, LOQUIMAY TEAM — Toyota Aygo
AYGO — 2 EFICAR TEAM, LOQUIMAY TEAM — EFICAR TEAM

Vta	D	Tiempo		Sector 1	Sector 2	Sector 3	V.Max	Elapsed
1	2	2:02:30.933		2:01:02.207	48.722	40.004		2:02:30.933
2	2	6:21.677	P	54.007	48.813	4:38.857	149.7	2:08:52.610
3	1	4:42.963		3:14.292	49.322	39.349	80.2	2:13:35.573
4	1	2:20.309		52.876	48.379	39.054	147.9	2:15:55.882
5	1	2:22.127		54.706	48.428	38.993	149.3	2:18:18.009
6	1	2:21.746		54.086	48.422	39.238	150.8	2:20:39.755
7	1	2:20.499		53.508	48.287	38.704	152.7	2:23:00.254
8	1	2:21.908		54.678	48.506	38.724	148.9	2:25:22.162
9	1	2:22.621		54.348	49.341	38.932	149.1	2:27:44.783
10	1	2:19.824		52.874	48.092	38.858	149.5	2:30:04.607
11	1	2:20.648		53.070	48.282	39.296	147.7	2:32:25.255
12	1	2:23.687		55.344	48.914	39.429	150.4	2:34:48.942
13	1	2:21.762		53.444	48.798	39.520	149.3	2:37:10.704
14	1	2:21.149		53.883	48.312	38.954	151.0	2:39:31.853
15	1	2:20.752		53.024	48.709	39.019	148.7	2:41:52.605
16	1	2:21.842		53.283	48.702	39.857	148.7	2:44:14.447
17	1	2:20.801		53.733	48.091	38.977	148.7	2:46:35.248
18	1	2:20.516		53.583	48.308	38.625	147.1	2:48:55.764
19	1	2:21.679		54.452	48.386	38.841	150.0	2:51:17.443
20	1	2:20.228		53.067	48.501	38.660	150.0	2:53:37.671
21	1	2:21.200		54.017	48.323	38.860	149.1	2:55:58.871
22	1	2:21.466		54.180	48.464	38.822	147.5	2:58:20.337
23	1	2:26.712	P	53.470	48.519	44.723	148.7	3:00:47.049

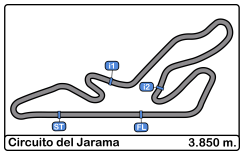

Circuito del Jarama
VI UV Endurance RACE Jarama
Carrera 4H
Tiempos Por Vuelta 3 Horas

60 1 RIGA Toyota Aygo

AYGO 2 RIGA RASANTE SPORT

Vta	D	Tiempo		Sector 1	Sector 2	Sector 3	V.Max	Elapsed
1	2	2:02:32.286		2:01:05.948	47.690	38.648		2:02:32.286
2	2	2:19.369		53.082	47.905	38.382	153.6	2:04:51.655
3	2	7:46.130	P	53.776	48.465	6:03.889	151.2	2:12:37.785
4	1	8:36.228		7:08.378	48.898	38.952	69.9	2:21:14.013
5	1	2:20.582		52.968	48.347	39.267	150.8	2:23:34.595
6	1	2:21.240		54.021	48.713	38.506	150.8	2:25:55.835
7	1	2:22.103		54.528	48.677	38.898	150.8	2:28:17.938
8	1	2:21.952		54.513	48.445	38.994	148.9	2:30:39.890
9	1	2:21.849		54.851	48.224	38.774	148.7	2:33:01.739
10	1	2:20.179		52.794	48.605	38.780	151.0	2:35:21.918
11	1	2:19.976		52.978	48.267	38.731	150.4	2:37:41.894
12	1	2:21.946		54.222	48.588	39.136	150.2	2:40:03.840
13	1	2:20.107		52.900	48.387	38.820	151.0	2:42:23.947
14	1	2:21.120		53.096	48.508	39.516	148.7	2:44:45.067
15	1	2:21.147		54.011	48.261	38.875	150.4	2:47:06.214
16	1	2:20.572		53.356	48.514	38.702	150.0	2:49:26.786
17	1	2:21.186		53.783	48.341	39.062	150.4	2:51:47.972
18	1	2:19.514		52.878	48.179	38.457	150.0	2:54:07.486
19	1	2:21.611		54.585	48.409	38.617	121.8	2:56:29.097
20	1	2:19.748		52.925	48.160	38.663	149.1	2:58:48.845
21	1	2:20.396		53.079	48.602	38.715	148.3	3:01:09.241
22	1	2:20.403		53.390	48.124	38.889	149.7	3:03:29.644

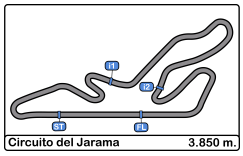

Circuito del Jarama
VI UV Endurance RACE Jarama
Carrera 4H
Análisis 3 Horas

Vta 1

Num	Tiempo Vta.	Dif. 1º
21	2:00:37.530	
52	2:00:37.555	00.025
6	2:00:40.849	03.319
2	2:00:47.734	10.204
44	2:00:58.771	21.241
1	2:01:05.873	28.343
15	2:01:07.014	29.484
10	2:01:08.914	31.384
41	2:01:12.475	34.945
37	2:01:22.186	44.656
51	2:01:36.174	58.644
36	2:01:36.367	58.837
58	2:01:37.566	1:00.036
19	2:01:43.338	1:05.808
38	2:01:46.303	1:08.773
33	2:01:47.192	1:09.662
48	2:01:48.139	1:10.609
53	2:01:48.311	1:10.781
34	2:01:49.469	1:11.939
5	2:01:49.573	1:12.043
14	2:01:50.228	1:12.698
43	2:02:08.959	1:31.429
4	2:02:11.472	1:33.942
46	2:02:12.585	1:35.055
39	2:02:15.171	1:37.641
40	2:02:15.657	1:38.127
9	2:02:16.692	1:39.162
57	2:02:18.526	1:40.996
47	2:02:21.720	1:44.190
16	2:02:21.910	1:44.380
45	2:02:29.695	1:52.165
59	2:02:30.933	1:53.403
60	2:02:32.286	1:54.756

Vta 2

Num	Tiempo Vta.	Dif. 1º
21	1:58.165	
6	2:01.856	07.010
49	2:02:54.848	1 Lap
2	2:10.633	22.672
15	1:59.164	30.483
44	2:07.511	30.587
10	2:01.521	34.740
18	2:03:11.488	1 Lap
41	2:04.256	41.036
37	2:05.393	51.884
58	2:06.856	1:08.727
36	2:08.689	1:09.361
19	2:02.168	1:09.811
51	2:17.073	1:17.552
42	2:03:54.233	1 Lap
35	2:03:57.293	1 Lap
33	2:11.455	1:22.952
53	2:11.068	1:23.684
5	2:12.132	1:26.010
14	2:12.149	1:26.682
34	2:17.282	1:31.056
31	2:04:16.056	1 Lap
46	2:06.715	1:43.605
9	2:02.843	1:43.840
43	2:12.377	1:45.641
16	2:00.294	1:46.509
48	2:38.822	1:51.266
54	2:04:30.944	1 Lap
39	2:17.342	1:56.818
55	2:04:33.294	1 Lap
45	2:09.363	2:03.363
57	2:21.192	2:04.023
47	2:22.155	2:08.180
60	2:19.369	2:15.960

Vta 3

Num	Tiempo Vta.	Dif. 1º
15	2:00.679	
2	2:10.736	02.246
10	2:02.125	05.703
44	2:08.390	07.815
56	2:05:16.088	2 Laps
41	2:05.123	14.997
37	2:05.017	25.739
19	1:59.542	38.191
8	2:05:45.714	2 Laps
36	2:07.259	45.458
35	2:05.436	1 Lap
51	2:11.717	58.107
33	2:09.460	1:01.250
53	2:08.980	1:01.502
26	2:06:10.291	2 Laps
9	2:03.021	1:15.699
14	2:20.862	1:16.382
16	2:02.267	1:17.614
34	2:17.743	1:17.637
46	2:07.787	1:20.230
31	2:12.971	1 Lap
1	5:25.896	1 Lap
54	2:00.868	1 Lap
43	2:11.790	1:26.269
45	2:07.711	1:39.912
48	2:27.194	1:47.298
57	2:20.459	1:53.320
4	4:48.920	1 Lap
47	2:21.423	1:58.441

Vta 4

Num	Tiempo Vta.	Dif. 1º
15	1:59.547	
10	2:02.218	08.374
38	5:32.158	2 Laps
2	2:10.037	12.736
44	2:08.382	16.650
37	2:04.223	30.415
6	4:58.087	1 Lap
19	2:00.355	38.999
49	4:58.560	2 Laps
36	2:08.840	54.751
35	2:04.712	1 Lap
51	2:10.999	1:09.559
33	2:08.799	1:10.502
53	2:11.412	1:13.367
16	2:01.112	1:19.179
9	2:04.029	1:20.181
39	3:55.628	1 Lap
46	2:05.796	1:26.479
54	2:01.884	1 Lap
31	2:08.179	1 Lap
21	6:02.695	1 Lap
1	2:07.694	1 Lap
18	5:32.580	2 Laps
43	2:11.745	1:38.467
34	2:22.840	1:40.930
59	6:21.677	2 Laps
45	2:07.674	1:48.039

Vta 5

Num	Tiempo Vta.	Dif. 1º
15	1:59.290	
10	2:02.808	11.892
48	2:23.753	1 Lap
40	7:04.166	3 Laps
47	2:22.019	1 Lap
2	2:10.231	23.677
44	2:08.178	25.538
37	2:01.977	33.102
38	2:22.303	2 Laps
19	2:00.055	39.764
5	6:01.921	2 Laps
36	2:08.944	1:04.405
49	2:18.575	2 Laps
35	2:04.736	1 Lap
52	9:41.502	3 Laps
56	5:03.077	3 Laps
51	2:08.690	1:18.959
33	2:08.381	1:19.593
16	2:01.013	1:20.902
9	2:01.415	1:22.306
58	6:44.535	2 Laps
54	1:59.760	1 Lap
46	2:09.628	1:36.817
1	2:06.576	1 Lap
18	2:02.555	2 Laps
31	2:12.404	1 Lap
43	2:10.530	1:49.707
45	2:08.204	1:56.953
34	2:17.234	1:58.874

Vta 6

Num	Tiempo Vta.	Dif. 1º
15	1:59.865	
14	4:52.040	2 Laps
41	5:54.805	2 Laps
10	2:02.405	14.432
48	2:20.459	1 Lap
2	2:09.610	33.422
40	2:21.757	3 Laps
37	2:04.378	37.615
47	2:23.719	1 Lap
55	7:20.882	4 Laps
38	2:20.299	2 Laps
35	2:05.752	1 Lap
36	2:11.514	1:16.054
56	2:09.161	3 Laps
49	2:16.594	2 Laps
16	2:02.157	1:23.194
9	2:02.618	1:25.059
51	2:08.396	1:27.490
54	2:00.731	1 Lap
33	2:09.200	1:28.928
60	7:46.130	3 Laps
52	2:20.297	3 Laps
6	4:59.039	2 Laps
21	4:05.997	2 Laps
18	2:02.321	2 Laps
46	2:08.751	1:45.703
1	2:06.647	1 Lap
57	5:56.249	2 Laps
4	5:59.939	3 Laps
31	2:13.329	1 Lap

Vta 7

Num	Tiempo Vta.	Dif. 1º
15	2:00.110	
43	2:10.594	1 Lap
45	2:07.289	1 Lap
39	4:44.740	3 Laps
34	2:18.925	1 Lap
10	2:03.587	17.909
59	4:42.963	4 Laps
14	2:30.336	2 Laps
2	2:09.892	43.204

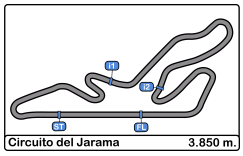

Circuito del Jarama
VI UV Endurance RACE Jarama
Carrera 4H
Análisis 3 Horas

37	2:05.712	43.217
53	5:43.879	2 Laps
40	2:22.094	3 Laps
48	2:27.779	1 Lap
55	2:17.054	4 Laps
38	2:20.301	2 Laps
35	2:04.040	1 Lap
16	2:02.340	1:25.424
36	2:09.735	1:25.679
9	2:01.869	1:26.818
54	2:00.356	1 Lap
56	2:09.029	3 Laps
51	2:09.952	1:37.332
33	2:09.141	1:37.959
49	2:17.275	2 Laps
21	2:02.381	2 Laps
6	2:08.035	2 Laps
41	3:31.440	2 Laps
18	2:01.262	2 Laps
52	2:17.079	3 Laps
46	2:05.947	1:51.540
1	2:04.628	1 Lap

Num	Tiempo Vta.	Dif. 1º
Vta 8		
15	1:59.707	
4	2:10.070	4 Laps
31	2:08.135	2 Laps
43	2:10.541	1 Lap
45	2:06.996	1 Lap
58	4:50.805	4 Laps
19	5:37.598	2 Laps
10	2:02.181	20.383
44	6:06.027	2 Laps
34	2:16.051	1 Lap
37	2:03.829	47.339
59	2:20.309	4 Laps
2	2:10.486	53.983
40	2:20.095	3 Laps
48	2:19.916	1 Lap
5	6:23.513	4 Laps
35	2:05.644	1 Lap

55	2:18.905	4 Laps
16	2:02.365	1:28.082
9	2:02.476	1:29.587
54	2:01.222	1 Lap
26	10:28.325	6 Laps
36	2:09.400	1:35.372
38	2:21.464	2 Laps
56	2:08.774	3 Laps
21	2:00.608	2 Laps
41	2:01.144	2 Laps
51	2:09.529	1:47.154
33	2:09.216	1:47.468
6	2:05.877	2 Laps
18	2:03.680	2 Laps
49	2:14.638	2 Laps
1	2:05.045	1 Lap
46	2:06.392	1:58.225
47	5:13.088	2 Laps
52	2:15.289	3 Laps
4	2:09.664	3 Laps
45	2:07.708	2:19.264
43	2:09.773	2:20.933

Num	Tiempo Vta.	Dif. 1º
Vta 9		
10	2:01.856	
58	2:11.918	4 Laps
42	13:48.168	7 Laps
34	2:17.719	1 Lap
37	2:05.129	30.229
2	2:11.160	42.904
57	5:20.697	4 Laps
59	2:22.127	4 Laps
14	4:32.949	3 Laps
35	2:04.251	1 Lap
16	2:03.345	1:09.188
5	2:09.826	4 Laps
9	2:02.664	1:10.012
54	2:02.438	1 Lap
40	2:20.775	3 Laps
21	2:00.631	2 Laps
36	2:10.145	1:23.278

41	2:02.188	2 Laps
55	2:23.362	4 Laps
56	2:09.142	3 Laps
18	2:01.658	2 Laps
6	2:06.854	2 Laps
33	2:10.871	1:36.100
48	2:39.820	1 Lap
38	2:25.734	2 Laps
1	2:06.930	1 Lap
26	2:31.275	6 Laps
46	2:07.431	1:43.417
19	3:50.681	2 Laps
49	2:14.274	2 Laps
51	2:34.603	1:59.518
52	2:15.648	3 Laps
4	2:09.925	3 Laps

Num	Tiempo Vta.	Dif. 1º
Vta 10		
10	2:02.479	
45	2:07.835	1 Lap
43	2:09.816	1 Lap
58	2:11.598	4 Laps
42	2:11.394	7 Laps
37	2:04.636	32.386
31	4:54.004	3 Laps
34	2:17.742	1 Lap
2	2:11.166	51.591
14	2:16.902	3 Laps
35	2:04.286	1 Lap
16	2:02.310	1:09.019
57	2:22.281	4 Laps
9	2:01.843	1:09.376
54	2:01.522	1 Lap
59	2:21.746	4 Laps
5	2:09.326	4 Laps
21	1:58.291	2 Laps
15	5:44.999	1 Lap
41	2:01.213	2 Laps
36	2:08.623	1:29.422
18	2:07.855	2 Laps
56	2:09.967	3 Laps

6	2:04.764	2 Laps
40	2:23.620	3 Laps
55	2:15.919	4 Laps
33	2:08.331	1:41.952
60	8:36.228	6 Laps
1	2:05.478	1 Lap
19	2:01.359	2 Laps
46	2:08.734	1:49.672
49	2:13.324	2 Laps
48	2:24.960	1 Lap
38	2:22.917	2 Laps

Num	Tiempo Vta.	Dif. 1º
Vta 11		
10	2:02.184	
26	2:24.592	7 Laps
45	2:08.530	1 Lap
4	2:11.022	4 Laps
52	2:16.809	4 Laps
43	2:10.606	1 Lap
58	2:12.348	4 Laps
53	7:52.549	5 Laps
42	2:10.191	7 Laps
39	8:52.058	6 Laps
37	2:05.406	35.608
2	2:10.756	1:00.163
34	2:18.586	1 Lap
35	2:03.766	1 Lap
54	2:00.295	1 Lap
9	2:02.492	1:09.684
16	2:05.707	1:12.542
21	1:58.528	2 Laps
14	2:14.313	3 Laps
41	2:01.947	2 Laps
5	2:09.931	4 Laps
59	2:20.499	4 Laps
57	2:21.833	4 Laps
18	2:01.690	2 Laps
6	2:03.014	2 Laps
36	2:08.872	1:36.110
56	2:08.361	3 Laps
19	2:03.173	2 Laps

33	2:09.655	1:49.423
1	2:07.229	1 Lap
46	2:07.895	1:55.383
55	2:19.984	4 Laps
40	2:25.390	3 Laps
60	2:20.582	6 Laps

Num	Tiempo Vta.	Dif. 1º
Vta 12		
10	2:03.391	
49	2:12.006	3 Laps
31	3:38.519	4 Laps
44	8:12.408	5 Laps
45	2:08.965	1 Lap
4	2:10.531	4 Laps
38	2:23.588	3 Laps
52	2:13.908	4 Laps
43	2:11.523	1 Lap
48	2:29.308	2 Laps
26	2:27.534	7 Laps
58	2:10.186	4 Laps
53	2:11.285	5 Laps
37	2:04.593	36.810
42	2:10.308	7 Laps
15	3:29.586	2 Laps
54	2:00.489	1 Lap
39	2:35.644	6 Laps
2	2:10.395	1:07.167
9	2:01.651	1:07.944
21	1:59.004	2 Laps
35	2:06.424	1 Lap
16	2:03.606	1:12.757
41	2:03.678	2 Laps
34	2:24.933	1 Lap
14	2:13.457	3 Laps
5	2:11.894	4 Laps
18	2:04.388	2 Laps
6	2:04.357	2 Laps
36	2:08.522	1:41.241
19	2:01.539	2 Laps
59	2:21.908	4 Laps
56	2:09.229	3 Laps

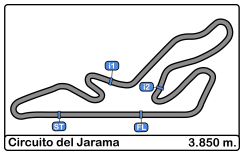

Circuito del Jarama
VI UV Endurance RACE Jarama
Carrera 4H
Análisis 3 Horas

51	5:57.574	2 Laps
57	2:23.573	4 Laps
1	2:04.048	1 Lap
33	2:08.133	1:54.165
46	2:06.767	1:58.759

Num	Tiempo Vta.	Dif. 1º

Vta 13

10	2:03.894	
55	2:13.979	5 Laps
47	8:41.422	6 Laps
49	2:12.466	3 Laps
31	2:10.007	4 Laps
60	2:21.240	7 Laps
45	2:08.138	1 Lap
40	2:24.796	4 Laps
4	2:08.126	4 Laps
44	2:11.836	5 Laps
43	2:10.249	1 Lap
52	2:12.716	4 Laps
38	2:19.485	3 Laps
58	2:10.903	4 Laps
37	2:04.722	37.638
53	2:13.070	5 Laps
15	2:02.965	2 Laps
48	2:22.786	2 Laps
26	2:26.979	7 Laps
42	2:16.453	7 Laps
54	2:00.329	1 Lap
21	1:59.176	2 Laps
9	2:02.329	1:06.379
35	2:04.109	1 Lap
16	2:02.372	1:11.235
2	2:11.647	1:14.920
39	2:15.275	6 Laps
41	2:01.409	2 Laps
18	2:03.182	2 Laps
6	2:03.471	2 Laps
14	2:14.387	3 Laps
5	2:10.710	4 Laps
19	1:59.811	2 Laps
34	2:23.157	1 Lap

36	2:09.633	1:46.980
56	2:08.311	3 Laps
1	2:05.115	1 Lap
33	2:09.893	2:00.164

Num	Tiempo Vta.	Dif. 1º

Vta 14

10	2:03.888	
46	2:10.335	1 Lap
59	2:22.621	5 Laps
57	2:22.682	5 Laps
55	2:15.666	5 Laps
31	2:12.662	4 Laps
49	2:13.735	3 Laps
45	2:08.778	1 Lap
4	2:08.851	4 Laps
47	2:23.430	6 Laps
44	2:11.085	5 Laps
60	2:22.103	7 Laps
40	2:22.380	4 Laps
43	2:12.278	1 Lap
37	2:03.662	37.412
15	2:02.819	2 Laps
58	2:12.489	4 Laps
38	2:22.837	3 Laps
54	2:00.961	1 Lap
21	1:59.328	2 Laps
48	2:19.607	2 Laps
53	2:24.352	5 Laps
9	2:02.359	1:04.850
16	2:02.069	1:09.416
35	2:04.265	1 Lap
26	2:26.264	7 Laps
41	2:01.693	2 Laps
2	2:10.047	1:21.079
18	2:02.007	2 Laps
39	2:19.218	6 Laps
19	2:00.759	2 Laps
6	2:08.160	2 Laps
5	2:09.975	4 Laps
14	2:15.583	3 Laps
1	2:04.457	1 Lap

36	2:10.057	1:53.149
56	2:08.512	3 Laps
34	2:22.540	1 Lap

Num	Tiempo Vta.	Dif. 1º

Vta 15

10	2:02.470	
33	2:08.979	1 Lap
46	2:08.318	1 Lap
59	2:19.824	5 Laps
57	2:19.207	5 Laps
55	2:12.757	5 Laps
31	2:06.834	4 Laps
45	2:08.284	1 Lap
4	2:08.644	4 Laps
49	2:13.462	3 Laps
44	2:09.466	5 Laps
37	2:04.380	39.322
15	2:03.210	2 Laps
47	2:20.181	6 Laps
43	2:11.433	1 Lap
52	4:24.258	5 Laps
60	2:21.952	7 Laps
40	2:19.410	4 Laps
58	2:11.903	4 Laps
54	1:59.838	1 Lap
21	2:00.243	2 Laps
9	2:02.978	1:05.358
16	2:02.527	1:09.473
35	2:04.044	1 Lap
38	2:23.309	3 Laps
41	2:00.979	2 Laps
48	2:25.519	2 Laps
2	2:09.954	1:28.563
18	2:02.675	2 Laps
26	2:25.182	7 Laps
19	2:00.427	2 Laps
39	2:15.773	6 Laps
6	2:10.341	2 Laps
5	2:08.386	4 Laps
1	2:03.933	1 Lap
36	2:08.548	1:59.227

56	2:08.108	3 Laps

Num	Tiempo Vta.	Dif. 1º

Vta 16

10	2:03.807	
14	2:20.112	4 Laps
33	2:08.727	1 Lap
46	2:06.560	1 Lap
34	2:20.139	2 Laps
31	2:09.416	4 Laps
45	2:08.401	1 Lap
59	2:20.648	5 Laps
4	2:10.148	4 Laps
57	2:21.107	5 Laps
55	2:16.382	5 Laps
49	2:10.721	3 Laps
37	2:05.260	40.775
15	2:02.303	2 Laps
44	2:10.815	5 Laps
54	1:59.889	1 Lap
21	2:00.131	2 Laps
43	2:10.772	1 Lap
47	2:20.170	6 Laps
9	2:05.341	1:06.892
58	2:15.961	4 Laps
16	2:02.646	1:08.312
40	2:20.081	4 Laps
60	2:21.849	7 Laps
35	2:03.481	1 Lap
41	2:02.958	2 Laps
52	2:38.355	5 Laps
18	2:03.185	2 Laps
38	2:21.270	3 Laps
19	2:01.761	2 Laps
2	2:11.103	1:35.859
48	2:20.722	2 Laps
26	2:23.747	7 Laps
1	2:05.324	1 Lap
5	2:10.738	4 Laps

Num	Tiempo Vta.	Dif. 1º

Vta 17

10	2:03.506	
6	2:18.673	3 Laps
36	2:11.814	1 Lap
56	2:09.400	4 Laps
39	2:30.307	7 Laps
33	2:09.390	1 Lap
46	2:07.696	1 Lap
14	2:14.266	4 Laps
34	2:17.730	2 Laps
31	2:06.476	4 Laps
45	2:11.050	1 Lap
15	2:03.401	2 Laps
4	2:09.351	4 Laps
37	2:06.990	44.259
55	2:14.133	5 Laps
49	2:12.622	3 Laps
54	2:01.689	1 Lap
21	2:00.631	2 Laps
44	2:10.618	5 Laps
59	2:23.687	5 Laps
57	2:23.255	5 Laps
43	2:09.951	1 Lap
9	2:02.141	1:05.527
16	2:01.853	1:06.659
41	2:00.938	2 Laps
35	2:04.475	1 Lap
58	2:14.575	4 Laps
47	2:22.477	6 Laps
40	2:18.771	4 Laps
60	2:20.179	7 Laps
19	2:01.238	2 Laps
18	2:05.168	2 Laps
52	2:14.887	5 Laps
2	2:09.929	1:42.282
42	9:11.362	10 Laps
38	2:20.385	3 Laps
48	2:19.186	2 Laps
1	2:04.006	1 Lap
5	2:09.234	4 Laps

Num	Tiempo Vta.	Dif. 1º

Vta 18

10	2:05.012	

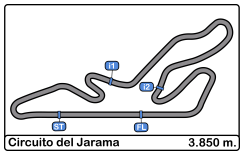

Circuito del Jarama
VI UV Endurance RACE Jarama
Carrera 4H
Análisis 3 Horas

56	2:08.661	4 Laps
36	2:09.578	1 Lap
26	2:27.225	8 Laps
33	2:09.385	1 Lap
46	2:09.092	1 Lap
39	2:15.765	7 Laps
14	2:14.199	4 Laps
31	2:08.876	4 Laps
15	2:03.949	2 Laps
37	2:04.869	44.116
21	2:00.088	2 Laps
54	2:02.356	1 Lap
45	2:11.034	1 Lap
34	2:24.097	2 Laps
4	2:09.835	4 Laps
53	8:07.081	8 Laps
44	2:10.200	5 Laps
49	2:12.736	3 Laps
55	2:14.935	5 Laps
9	2:02.368	1:02.883
16	2:03.460	1:05.107
43	2:11.789	1 Lap
41	2:01.151	2 Laps
59	2:21.762	5 Laps
35	2:04.052	1 Lap
57	2:20.127	5 Laps
19	2:00.012	2 Laps
58	2:12.558	4 Laps
18	2:02.888	2 Laps
47	2:20.503	6 Laps
40	2:19.530	4 Laps
60	2:19.976	7 Laps
52	2:15.022	5 Laps
2	2:09.923	1:47.193
1	2:05.511	1 Lap

Num	Tiempo Vta.	Dif. 1º
Vta 19		
10	2:02.014	
38	2:20.444	4 Laps
48	2:19.299	3 Laps
5	2:10.115	5 Laps
56	2:08.450	4 Laps
36	2:08.651	1 Lap
33	2:08.679	1 Lap
39	2:14.360	7 Laps
14	2:15.545	4 Laps
26	2:28.254	8 Laps
15	2:02.382	2 Laps
21	1:58.755	2 Laps
31	2:08.161	4 Laps
54	2:00.815	1 Lap
37	2:05.566	47.668
4	2:07.857	4 Laps
45	2:11.901	1 Lap
44	2:09.572	5 Laps
53	2:13.249	8 Laps
9	2:04.466	1:05.335
16	2:04.373	1:07.466
41	2:01.034	2 Laps
49	2:12.798	3 Laps
34	2:25.373	2 Laps
55	2:15.156	5 Laps
35	2:03.787	1 Lap
43	2:11.219	1 Lap
19	2:00.356	2 Laps
59	2:21.149	5 Laps
18	2:03.417	2 Laps
57	2:21.443	5 Laps
58	2:12.367	4 Laps
47	2:19.825	6 Laps
2	2:09.819	1:54.998
40	2:18.906	4 Laps
52	2:15.597	5 Laps
1	2:04.561	1 Lap

Num	Tiempo Vta.	Dif. 1º
Vta 20		
10	2:01.513	
60	2:21.946	8 Laps
46	3:48.183	2 Laps
5	2:09.014	5 Laps
56	2:08.194	4 Laps
38	2:19.973	4 Laps
36	2:09.169	1 Lap
48	2:19.480	3 Laps
33	2:09.230	1 Lap
21	2:00.998	2 Laps
15	2:04.271	2 Laps
39	2:14.383	7 Laps
37	2:05.593	51.748
31	2:10.461	4 Laps
14	2:21.296	4 Laps
4	2:09.634	4 Laps
26	2:28.986	8 Laps
54	2:22.399	1 Lap
9	2:03.299	1:07.121
41	2:01.215	2 Laps
45	2:12.411	1 Lap
16	2:05.378	1:11.331
44	2:11.356	5 Laps
53	2:14.363	8 Laps
49	2:11.275	3 Laps
35	2:05.566	1 Lap
19	1:59.704	2 Laps
55	2:14.325	5 Laps
43	2:12.096	1 Lap
18	2:02.542	2 Laps
34	2:23.237	2 Laps
58	2:13.432	4 Laps
59	2:20.752	5 Laps
57	2:20.343	5 Laps
1	2:06.593	1 Lap
2	2:10.346	2:03.831

Num	Tiempo Vta.	Dif. 1º
Vta 21		
10	2:04.175	
47	2:19.918	7 Laps
40	2:17.032	5 Laps
52	2:15.806	6 Laps
60	2:20.107	8 Laps
5	2:09.956	5 Laps
56	2:08.817	4 Laps
36	2:13.057	1 Lap
38	2:19.432	4 Laps
21	1:59.491	2 Laps
33	2:13.717	1 Lap
15	2:03.216	2 Laps
48	2:24.705	3 Laps
37	2:03.957	51.530
39	2:15.875	7 Laps
31	2:06.923	4 Laps
4	2:07.141	4 Laps
9	2:02.773	1:05.719
41	2:02.327	2 Laps
14	2:15.314	4 Laps
16	2:06.321	1:13.477
45	2:12.309	1 Lap
35	2:03.623	1 Lap
19	2:00.849	2 Laps
44	2:11.995	5 Laps
49	2:11.544	3 Laps
53	2:14.632	8 Laps
26	2:27.732	8 Laps
18	2:03.058	2 Laps
55	2:11.033	5 Laps
43	2:11.541	1 Lap
34	2:19.471	2 Laps
58	2:12.608	4 Laps

Num	Tiempo Vta.	Dif. 1º
Vta 22		
10	2:02.964	
1	2:05.258	2 Laps
59	2:21.842	6 Laps
57	2:22.085	6 Laps
2	2:09.952	1 Lap
52	2:14.921	6 Laps
40	2:16.675	5 Laps
47	2:20.015	7 Laps
5	2:10.110	5 Laps
56	2:08.752	4 Laps
21	1:58.639	2 Laps
60	2:21.120	8 Laps
36	2:10.199	1 Lap
15	2:02.445	2 Laps
33	2:11.687	1 Lap
38	2:19.216	4 Laps
37	2:05.125	53.691
48	2:16.957	3 Laps
31	2:07.465	4 Laps
9	2:02.439	1:05.194
41	2:02.383	2 Laps
39	2:12.984	7 Laps
4	2:08.199	4 Laps
16	2:04.466	1:14.979
19	1:59.901	2 Laps
35	2:03.904	1 Lap
14	2:15.872	4 Laps
45	2:13.751	1 Lap
44	2:10.093	5 Laps
18	2:02.744	2 Laps
49	2:11.884	3 Laps
53	2:11.348	8 Laps
55	2:09.408	5 Laps
43	2:10.793	1 Lap
26	2:31.134	8 Laps
34	2:21.707	2 Laps
1	2:05.288	1 Lap
58	2:16.334	4 Laps
2	2:09.038	2:15.682

Num	Tiempo Vta.	Dif. 1º
Vta 23		
10	2:17.782	
59	2:20.801	6 Laps
57	2:20.476	6 Laps
21	1:58.598	2 Laps
52	2:13.330	6 Laps
5	2:09.891	5 Laps
40	2:16.563	5 Laps
56	2:08.764	4 Laps
46	6:44.907	4 Laps
47	2:18.459	7 Laps
15	2:01.618	2 Laps
36	2:09.275	1 Lap
37	2:03.551	39.460
60	2:21.147	8 Laps
33	2:09.673	1 Lap

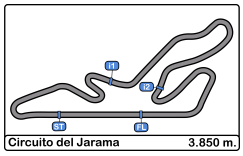

Circuito del Jarama
VI UV Endurance RACE Jarama
Carrera 4H
Análisis 3 Horas

41	2:01.634	2 Laps
9	2:02.166	49.578
31	2:09.355	4 Laps
38	2:22.248	4 Laps
19	2:01.794	2 Laps
4	2:08.572	4 Laps
16	2:04.313	1:01.510
39	2:15.940	7 Laps
35	2:03.252	1 Lap
48	2:26.775	3 Laps
18	2:02.651	2 Laps
44	2:10.650	5 Laps
45	2:15.535	1 Lap
49	2:10.942	3 Laps
55	2:08.909	5 Laps
53	2:12.983	8 Laps
43	2:11.315	1 Lap
14	2:41.600	4 Laps
1	2:05.121	1 Lap
58	2:13.110	4 Laps
2	2:09.763	2:07.663
34	2:21.093	2 Laps
21	1:58.156	1 Lap
15	2:02.686	1 Lap
59	2:20.516	5 Laps
5	2:09.997	4 Laps
52	2:14.030	5 Laps
57	2:21.550	5 Laps
56	2:08.675	3 Laps
46	2:08.674	3 Laps
40	2:17.727	4 Laps
36	2:10.372	2:40.569
47	2:17.400	6 Laps

Num	Tiempo Vta.	Dif. 1º
Vta 24		
37	2:04.565	
41	2:01.004	2 Laps
9	2:01.728	07.281
33	2:09.786	1 Lap
19	1:59.670	2 Laps
60	2:20.572	8 Laps
31	2:07.703	4 Laps
16	2:03.774	21.259
35	2:02.429	1 Lap
4	2:09.077	4 Laps
39	2:12.651	7 Laps
18	2:01.943	2 Laps
48	2:16.915	3 Laps
44	2:09.655	5 Laps
8	44:13.796	22 Laps
49	2:10.161	3 Laps
55	2:09.541	5 Laps
45	2:16.526	1 Lap
43	2:10.662	1 Lap
53	2:14.720	8 Laps
1	2:08.143	1 Lap
21	1:58.267	1 Lap
26	4:32.960	9 Laps
58	2:13.770	4 Laps
42	15:12.109	16 Laps
15	2:02.331	1 Lap
34	2:20.910	2 Laps
5	2:09.990	4 Laps
56	2:09.525	3 Laps
46	2:09.115	3 Laps
52	2:12.637	5 Laps

Num	Tiempo Vta.	Dif. 1º
Vta 25		
37	2:04.131	
59	2:21.679	6 Laps
57	2:21.098	6 Laps
41	2:03.263	2 Laps
9	2:02.643	05.793
40	2:18.771	5 Laps
19	1:58.574	2 Laps
47	2:17.195	7 Laps
33	2:08.760	1 Lap
31	2:07.763	4 Laps
35	2:04.645	1 Lap
4	2:08.411	4 Laps
60	2:21.186	8 Laps
18	2:04.136	2 Laps
36	2:43.361	1 Lap
39	2:14.203	7 Laps
44	2:09.583	5 Laps
8	2:08.888	22 Laps
48	2:20.149	3 Laps
49	2:10.743	3 Laps
14	4:04.865	5 Laps
55	2:11.280	5 Laps
43	2:09.589	1 Lap
53	2:10.078	8 Laps
45	2:16.252	1 Lap
1	2:03.417	1 Lap
21	1:58.671	1 Lap
58	2:11.825	4 Laps
15	2:01.229	1 Lap
26	2:22.815	9 Laps
42	2:10.358	16 Laps
34	2:15.898	2 Laps
5	2:08.562	4 Laps
56	2:08.009	3 Laps
46	2:08.202	3 Laps
2	4:43.062	1 Lap

Num	Tiempo Vta.	Dif. 1º
Vta 26		
37	2:04.121	
52	2:11.327	6 Laps
9	2:01.234	02.906
41	2:03.266	2 Laps
19	2:00.915	2 Laps
33	2:09.609	1 Lap
59	2:20.228	6 Laps
57	2:21.372	6 Laps
40	2:17.394	5 Laps
35	2:03.695	1 Lap
47	2:16.884	7 Laps
31	2:09.229	4 Laps
16	4:15.950	1 Lap
4	2:08.587	4 Laps
60	2:19.514	8 Laps
39	2:14.062	7 Laps
44	2:11.674	5 Laps
8	2:10.714	22 Laps
49	2:11.519	3 Laps
55	2:11.787	5 Laps
53	2:11.661	8 Laps
21	2:00.746	1 Lap
1	2:04.737	1 Lap
43	2:18.543	1 Lap
48	2:31.653	3 Laps
15	2:00.949	1 Lap
42	2:09.795	16 Laps
58	2:22.437	4 Laps
5	2:08.268	4 Laps
56	2:08.358	3 Laps

Num	Tiempo Vta.	Dif. 1º
Vta 27		
37	2:04.513	
9	2:02.388	00.781
46	2:09.814	4 Laps
41	2:02.090	2 Laps
19	2:00.272	2 Laps
26	2:24.993	10 Laps
34	2:20.433	3 Laps
52	2:15.095	6 Laps
33	2:09.036	1 Lap
35	2:04.833	1 Lap
18	4:04.283	3 Laps
47	2:16.689	7 Laps
59	2:21.200	6 Laps
31	2:14.845	4 Laps
40	2:19.267	5 Laps
57	2:22.280	6 Laps
4	2:18.063	4 Laps
45	3:56.352	2 Laps
39	2:15.436	7 Laps
44	2:10.206	5 Laps
60	2:21.611	8 Laps
8	2:17.839	22 Laps
55	2:12.809	5 Laps
49	2:17.220	3 Laps
53	2:12.044	8 Laps
1	2:21.889	1 Lap
15	2:01.176	1 Lap

Num	Tiempo Vta.	Dif. 1º
Vta 28		
37	2:04.456	
41	2:03.864	2 Laps
19	2:04.518	2 Laps
42	2:17.579	17 Laps
5	2:09.888	5 Laps
56	2:09.927	4 Laps
46	2:08.815	4 Laps
6	23:41.101	13 Laps
26	2:22.267	10 Laps
52	2:14.957	6 Laps
14	5:43.224	7 Laps
33	2:19.430	1 Lap
34	2:33.849	3 Laps
47	2:14.697	7 Laps
21	3:37.852	2 Laps
40	2:16.869	5 Laps
31	2:18.664	4 Laps
59	2:21.466	6 Laps
57	2:19.763	6 Laps
44	2:11.191	5 Laps
38	11:17.994	8 Laps
39	2:21.135	7 Laps
60	2:19.748	8 Laps
55	2:10.318	5 Laps
53	2:11.226	8 Laps
49	2:14.765	3 Laps
15	2:00.253	1 Lap
16	5:23.173	2 Laps
48	4:38.408	4 Laps
58	4:06.294	5 Laps
19	1:59.668	1 Lap
41	2:02.473	1 Lap

Num	Tiempo Vta.	Dif. 1º
Vta 29		
37	2:12.705	
56	2:09.021	4 Laps
6	2:08.122	13 Laps
46	2:09.090	4 Laps

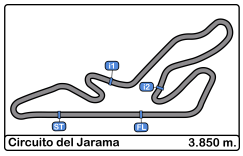

Circuito del Jarama
VI UV Endurance RACE Jarama
Carrera 4H
Análisis 3 Horas

8	3:06.827	23 Laps
5	2:15.741	5 Laps
35	4:03.649	2 Laps
9	4:29.328	1 Lap
52	2:13.609	6 Laps
26	2:23.165	10 Laps
47	2:15.693	7 Laps
40	2:15.826	5 Laps
57	2:20.391	6 Laps
4	4:33.091	5 Laps
59	2:26.712	6 Laps
44	2:09.443	5 Laps
43	6:09.881	3 Laps
15	2:00.778	1 Lap
18	5:08.888	4 Laps
1	4:07.117	2 Laps
60	2:20.396	8 Laps
49	2:14.472	3 Laps
16	2:02.190	2 Laps
55	2:24.798	5 Laps
53	2:20.517	8 Laps
19	2:00.108	1 Lap
41	2:02.602	1 Lap
58	2:09.644	5 Laps
48	2:17.063	4 Laps
2	8:22.112	4 Laps
6	2:04.279	12 Laps
45	5:30.117	3 Laps
56	2:08.875	3 Laps
8	2:07.696	22 Laps
46	2:09.280	3 Laps
33	4:11.872	1 Lap
52	2:21.866	5 Laps
26	2:22.026	9 Laps
47	2:13.823	6 Laps
4	2:06.343	4 Laps
40	2:24.760	4 Laps
44	2:09.657	4 Laps
18	1:59.091	3 Laps
15	2:00.590	3:21.887
43	2:13.658	2 Laps

1	2:03.595	1 Lap
57	2:29.389	5 Laps
16	2:01.217	1 Lap
49	2:12.883	2 Laps
38	4:47.140	8 Laps
60	2:20.403	7 Laps

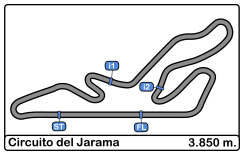

Circuito del Jarama
VI UV Endurance RACE Jarama
Carrera 4H
Mejores Sectores 3 Horas

	Sector - 1			Sector - 2			Sector - 3			Vuelta Ideal vs Mejor Vuelta					
Clas	Nº	Equipo	Tiempo	Nº	Equipo	Tiempo	Nº	Equipo	Tiempo	Clas	Nº	Equipo	Vta. Ideal	Mejor Vta.	Clas
1	16	RRO RACING	44.203	19	RACING TO ENJOY	38.693	16	RRO RACING	32.291	1	19	RACING TO ENJOY	1:55.205	1:55.222	1
2	19	RACING TO ENJOY	44.216	18	VSR MOTORSPORT	38.916	19	RACING TO ENJOY	32.296	2	16	RRO RACING	1:55.431	1:55.702	2
3	18	VSR MOTORSPORT	44.375	16	RRO RACING	38.937	18	VSR MOTORSPORT	32.334	3	18	VSR MOTORSPORT	1:55.625	1:55.749	3
4	21	BOYACÁ VSR	44.918	21	BOYACÁ VSR	39.186	21	BOYACÁ VSR	32.674	4	21	BOYACÁ VSR	1:56.778	1:57.537	4
5	15	PIKANTO RACING	45.296	6	DEYSCOM	39.479	6	DEYSCOM	32.951	5	6	DEYSCOM	1:57.802	1:57.806	5
6	6	DEYSCOM	45.372	54	VINELIT RACING	39.628	1	ASAP RACING	33.221	6	54	VINELIT RACING	1:58.620	1:58.858	7
7	54	VINELIT RACING	45.580	10	JDM MOTOR 2	39.757	10	JDM MOTOR 2	33.278	7	15	PIKANTO RACING	1:58.658	1:59.164	8
8	2	4 TEAM	45.622	2	4 TEAM	39.824	41	ÚLTIMA VUELTA	33.356	8	10	JDM MOTOR 2	1:58.756	1:58.805	6
9	10	JDM MOTOR 2	45.721	41	ÚLTIMA VUELTA	39.843	2	4 TEAM	33.406	9	2	4 TEAM	1:58.852	1:59.461	10
10	41	ÚLTIMA VUELTA	45.764	15	PIKANTO RACING	39.887	54	VINELIT RACING	33.412	10	41	ÚLTIMA VUELTA	1:58.963	1:59.383	9
11	1	ASAP RACING	46.264	1	ASAP RACING	40.272	15	PIKANTO RACING	33.475	11	1	ASAP RACING	1:59.757	2:00.176	11
12	35	EVC	46.350	9	JDM MOTOR 1	40.534	9	JDM MOTOR 1	33.545	12	9	JDM MOTOR 1	2:00.516	2:01.234	12
13	9	JDM MOTOR 1	46.437	35	EVC	40.684	37	MSi Race Tech	33.829	13	35	EVC	2:00.999	2:01.321	13
14	50	RRB Competicion	46.678	14	OLIMPIA TECSPOR	40.795	50	RRB Competicion	33.894	14	50	RRB Competicion	2:01.567	2:01.961	15
15	14	OLIMPIA TECSPOR	46.744	50	RRB Competicion	40.995	35	EVC	33.965	15	14	OLIMPIA TECSPOR	2:01.580	2:01.678	14
16	37	MSi Race Tech	46.837	37	MSi Race Tech	41.049	14	OLIMPIA TECSPOR	34.041	16	37	MSi Race Tech	2:01.715	2:01.977	16
17	46	4 HOMBRES Y 1 MI	46.941	8	HLT MK3	41.387	4	B-MOVIE	34.258	17	4	B-MOVIE	2:02.666	2:03.081	17
18	4	B-MOVIE	46.950	31	Primera Team	41.408	31	Primera Team	34.533	18	31	Primera Team	2:03.099	2:03.489	18
19	31	Primera Team	47.158	4	B-MOVIE	41.458	46	4 HOMBRES Y 1 MI	34.538	19	46	4 HOMBRES Y 1 MI	2:03.208	2:03.925	19
20	8	HLT MK3	47.398	34	EB Racing	41.675	34	EB Racing	34.990	20	8	HLT MK3	2:03.800	2:04.292	20
21	33	VAGSPEED MOTOR	47.458	46	4 HOMBRES Y 1 MI	41.729	8	HLT MK3	35.015	21	34	EB Racing	2:04.371	2:04.854	21
22	55	SABUESOS TEAM	47.665	33	VAGSPEED MOTOR	42.332	55	SABUESOS TEAM	35.092	22	33	VAGSPEED MOTOR	2:05.065	2:05.471	22
23	5	DE DIEGO MOTOR	47.689	58	EFICAR TEAM SAX	42.460	44	ALVITRUCKSPORT	35.181	23	55	SABUESOS TEAM	2:05.344	2:06.880	29
24	34	EB Racing	47.706	5	DE DIEGO MOTOR	42.543	58	EFICAR TEAM SAX	35.197	24	5	DE DIEGO MOTOR	2:05.493	2:06.078	24
25	58	EFICAR TEAM SAX	47.984	55	SABUESOS TEAM	42.587	5	DE DIEGO MOTOR	35.261	25	58	EFICAR TEAM SAX	2:05.641	2:05.829	23
26	56	DANACAR	47.987	45	Art Motorsport	42.622	33	VAGSPEED MOTOR	35.275	26	44	ALVITRUCKSPORT	2:06.058	2:06.816	28
27	44	ALVITRUCKSPORT	48.050	42	Fuñigators Team	42.765	36	VSR MOTORSPORT	35.344	27	45	Art Motorsport	2:06.213	2:06.367	26
28	36	VSR MOTORSPORT	48.051	44	ALVITRUCKSPORT	42.827	45	Art Motorsport	35.363	28	36	VSR MOTORSPORT	2:06.276	2:06.349	25
29	45	Art Motorsport	48.228	36	VSR MOTORSPORT	42.881	42	Fuñigators Team	35.402	29	42	Fuñigators Team	2:06.405	2:06.998	30
30	42	Fuñigators Team	48.238	56	DANACAR	42.983	56	DANACAR	35.478	30	56	DANACAR	2:06.448	2:06.742	27
31	51	TMA-PADRISA-	48.419	49	AMAZON SPORT 2	43.012	51	TMA-PADRISA-	35.519	31	51	TMA-PADRISA-	2:06.979	2:07.908	32
32	47	ALFRA-CLIMALEC	48.448	51	TMA-PADRISA-	43.041	47	ALFRA-CLIMALEC	35.581	32	47	ALFRA-CLIMALEC	2:07.159	2:07.560	31
33	53	ELADIO MOTOR	48.536	47	ALFRA-CLIMALEC	43.130	53	ELADIO MOTOR	35.796	33	53	ELADIO MOTOR	2:07.624	2:08.333	33
34	39	GT SPORT	48.980	53	ELADIO MOTOR	43.292	43	CLEMENTE ARROY	35.834	34	49	AMAZON SPORT 2	2:07.940	2:08.440	34
35	43	CLEMENTE ARROY	49.021	43	CLEMENTE ARROY	43.624	49	AMAZON SPORT 2	35.874	35	43	CLEMENTE ARROY	2:08.479	2:09.589	36
36	49	AMAZON SPORT 2	49.054	39	GT SPORT	43.766	39	GT SPORT	36.124	36	39	GT SPORT	2:08.870	2:09.161	35
37	52	JL CRESPILLO TEA	49.697	52	JL CRESPILLO TEA	44.088	52	JL CRESPILLO TEA	36.343	37	52	JL CRESPILLO TEA	2:10.128	2:10.412	37
38	48	AMAZON SPORT 1	50.411	48	AMAZON SPORT 1	45.479	48	AMAZON SPORT 1	37.049	38	48	AMAZON SPORT 1	2:12.939	2:15.303	38
39	40	UV - TECSPORT	51.449	40	UV - TECSPORT	45.747	40	UV - TECSPORT	37.692	39	40	UV - TECSPORT	2:14.888	2:15.826	39
40	38	RACING for ALCALA	52.155	60	RIGA	47.603	38	RACING for ALCALA	38.214	40	38	RACING for ALCALA	2:18.101	2:18.513	40
41	57	EFICAR TEAM INFE	52.407	38	RACING for ALCALA	47.732	57	EFICAR TEAM INFE	38.244	41	60	RIGA	2:18.325	2:19.057	42
42	60	RIGA	52.463	57	EFICAR TEAM INFE	47.843	60	RIGA	38.259	42	57	EFICAR TEAM INFE	2:18.494	2:18.817	41
43	26	KOBE MOTOR	52.466	26	KOBE MOTOR	47.917	59	EFICAR TEAM,	38.618	43	26	KOBE MOTOR	2:19.023	2:19.383	43
44	59	EFICAR TEAM,	52.583	59	EFICAR TEAM,	48.091	26	KOBE MOTOR	38.640	44	59	EFICAR TEAM,	2:19.292	2:19.824	44

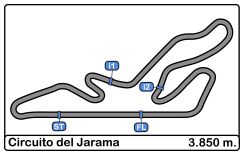

Circuito del Jarama
VI UV Endurance RACE Jarama
Carrera 4H
Secuencia Lider 3 Horas

Nº	Equipo	Vehiculo	Cat	Vta.Inicio	Vta. Fin	Vtas	Total Vtas.
19	RACING TO ENJOY 1	BMW E36 325i	3	1	**22**	22	22
16	RRO RACING	BMW E36 325i	3	23	**57**	35	35
21	BOYACÁ VSR	BMW E36 325i	3	58	**59**	2	2
19	RACING TO ENJOY 1	BMW E36 325i	3	60	**62**	3	25
16	RRO RACING	BMW E36 325i	3	63	**82**	20	55
19	RACING TO ENJOY 1	BMW E36 325i	3	83	**86**	4	29

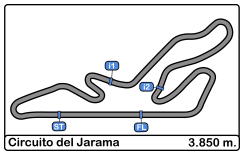

Circuito del Jarama
VI UV Endurance RACE Jarama
Carrera 4H
5 Mejores Tiempos 3 Horas

					Mejor 1		Mejor 2		Mejor 3		Mejor 4		Mejor 5	
Clas	**Nº**	**Equipo**	**Vehiculo**	**Cat**	**Tiempo**	**Vta.**	**Tiempo**	**Vta.**	**Tiempo**	**Vta.**	**Tiempo**	**Vta.**	**Tiempo**	**Vta.**
1	**19**	RACING TO ENJOY 1	BMW E36 325i	3	**1:55.222**	4	1:55.393	3	1:55.878	5	1:56.000	6	1:56.098	8
2	**16**	RRO RACING	BMW E36 325i	3	**1:55.702**	4	1:55.794	15	1:55.840	16	1:55.866	26	1:56.063	21
3	**18**	VSR MOTORSPORT 1	BMW E36 325i	3	**1:55.749**	26	1:55.866	23	1:56.020	4	1:56.103	16	1:56.188	5
4	**21**	BOYACÁ VSR	BMW E36 325i	3	**1:57.537**	4	1:57.657	19	1:57.698	36	1:57.735	26	1:57.745	10
5	**6**	DEYSCOM	CITROEN AX	1	**1:57.806**	2	1:58.241	9	1:58.345	10	1:58.443	4	1:58.519	12
6	**10**	JDM MOTOR 2	BMW E36 325i	3	**1:58.805**	20	1:59.145	12	1:59.426	24	1:59.529	13	1:59.611	25
7	**54**	VINELIT RACING GRAPHICS	Peugeot 205	2	**1:58.858**	13	1:59.705	26	1:59.760	57	1:59.838	67	1:59.863	25
8	**15**	PIKANTO RACING	SEAT TOLEDO	2	**1:59.164**	51	1:59.290	54	1:59.547	53	1:59.554	48	1:59.707	57
9	**41**	ÚLTIMA VUELTA	Citroen AX	1	**1:59.383**	10	1:59.401	12	1:59.463	13	1:59.741	28	2:00.007	25
10	**2**	4 TEAM	BMW 318	2	**1:59.461**	9	1:59.501	26	1:59.528	8	1:59.534	10	1:59.644	6
11	**1**	ASAP RACING	Honda Civic	1	**2:00.176**	21	2:00.206	51	2:00.395	14	2:00.435	52	2:00.835	44
12	**9**	JDM MOTOR 1	BMW E30 325i	3	**2:01.234**	77	2:01.415	56	2:01.651	63	2:01.728	75	2:01.843	61
13	**35**	EVC	BMW E36 325i	3	**2:01.321**	47	2:01.440	46	2:01.850	53	2:02.178	39	2:02.219	36
14	**14**	OLIMPIA TECSPORT	VW Golf MK2	2	**2:01.678**	23	2:02.149	13	2:02.186	20	2:02.276	14	2:02.542	41
15	**50**	RRB Competicion	Clio 1.8 16v	2	**2:01.961**	8	2:02.094	10	2:02.384	9	2:02.659	6	2:02.719	2
16	**37**	MSi Race Tech	Honda Civic	1	**2:01.977**	57	2:02.688	41	2:02.702	47	2:02.710	25	2:02.834	36
17	**4**	B-MOVIE	BMW E36 320i	2	**2:03.081**	50	2:03.387	51	2:03.447	53	2:03.468	47	2:03.480	35
18	**31**	Primera Team	Nissan Primera	2	**2:03.489**	49	2:03.975	13	2:04.344	38	2:04.442	23	2:04.461	20
19	**46**	4 HOMBRES Y 1 MIATA	MAZDA MX5	2	**2:03.925**	24	2:03.955	17	2:04.253	13	2:04.532	11	2:04.554	7
20	**8**	HLT MK3	VW Golf MK3	2	**2:04.292**	52	2:04.321	34	2:04.710	41	2:04.845	45	2:04.864	46
21	**34**	EB Racing	BMW E36 325i	3	**2:04.854**	10	2:04.972	15	2:05.000	9	2:05.171	14	2:05.458	11
22	**33**	VAGSPEED MOTORSPORT	Citroen Saxo 8v	SAXO	**2:05.471**	43	2:05.842	42	2:06.065	44	2:06.197	51	2:06.373	49
23	**58**	EFICAR TEAM SAXO	Citroen Saxo 1.6	SAXO	**2:05.829**	41	2:06.127	42	2:06.200	51	2:06.341	35	2:06.366	43
24	**5**	DE DIEGO MOTORSPORT	Citroen Saxo 1.6	SAXO	**2:06.078**	42	2:06.264	35	2:06.337	45	2:06.371	41	2:06.448	36
25	**36**	VSR MOTORSPORT SAXO	Citroen Saxo 1.6	SAXO	**2:06.349**	11	2:06.516	9	2:06.558	46	2:06.611	14	2:06.612	5
26	**45**	Art Motorsport	Citroen Saxo 1.6	SAXO	**2:06.367**	41	2:06.800	44	2:06.881	43	2:06.903	39	2:06.996	58
27	**56**	DANACAR	Citroen Saxo 1.6	SAXO	**2:06.742**	15	2:06.855	10	2:06.908	11	2:06.910	19	2:07.084	9
28	**44**	ALVITRUCKSPORT	CITROEN SAXO 1.6	SAXO	**2:06.816**	2	2:06.914	15	2:07.053	9	2:07.114	34	2:07.323	12
29	**55**	SABUESOS TEAM	BMW E36 320i	2	**2:06.880**	14	2:06.967	30	2:07.058	13	2:07.113	16	2:07.180	18
30	**42**	Fuñigators Team	Citroen Saxo 1.6	SAXO	**2:06.998**	35	2:07.009	36	2:07.166	43	2:07.179	34	2:07.352	41
31	**47**	ALFRA-CLIMALEC	Citroen Saxo 1.6	SAXO	**2:07.560**	12	2:07.765	15	2:07.871	27	2:07.879	7	2:07.959	16
32	**51**	TMA-PADRISA-GTPERFORMAN	Citroen Saxo 1.6	SAXO	**2:07.908**	7	2:08.104	10	2:08.122	47	2:08.206	8	2:08.215	11
33	**53**	ELADIO MOTOR	Citroen Saxo 1.6	SAXO	**2:08.333**	6	2:08.788	46	2:08.793	45	2:08.873	4	2:08.882	47
34	**49**	AMAZON SPORT 2	VW Golf	2	**2:08.440**	20	2:08.464	23	2:08.904	24	2:09.095	18	2:09.134	21
35	**39**	GT SPORT	Citroen Saxo 1.6	SAXO	**2:09.161**	23	2:09.303	22	2:10.714	20	2:11.103	11	2:11.341	10
36	**43**	CLEMENTE ARROYO	Citroen Saxo 1.6	SAXO	**2:09.589**	72	2:09.665	18	2:09.773	56	2:09.809	21	2:09.816	57
37	**52**	JL CRESPILLO TEAM	Citroen Saxo 1.6	SAXO	**2:10.412**	22	2:11.048	15	2:11.191	23	2:11.327	69	2:11.369	19
38	**48**	AMAZON SPORT 1	VW Golf	2	**2:15.303**	3	2:15.603	17	2:15.704	22	2:15.727	5	2:16.152	4
39	**40**	UV - TECSPORT	Citroen Saxo 1.6	SAXO	**2:15.826**	71	2:16.467	15	2:16.563	65	2:16.592	10	2:16.675	64
40	**38**	RACING for ALCALA	Toyota Aygo	AYGO	**2:18.513**	5	2:18.781	19	2:18.838	3	2:18.854	21	2:18.883	13
41	**57**	EFICAR TEAM INFE	Toyota Aygo	AYGO	**2:18.817**	14	2:19.075	21	2:19.128	16	2:19.139	12	2:19.199	25
42	**60**	RIGA	Toyota Aygo	AYGO	**2:19.057**	44	2:19.335	50	2:19.369	51	2:19.410	38	2:19.514	67
43	**26**	KOBE MOTOR	Toyota Aygo	AYGO	**2:19.383**	42	2:19.736	43	2:19.922	47	2:19.929	15	2:20.005	13
44	**59**	EFICAR TEAM, LOQUIMAY TEAM	Toyota Aygo	AYGO	**2:19.824**	60	2:19.871	12	2:19.881	15	2:19.944	34	2:20.097	16

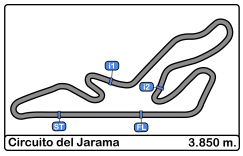

Circuito del Jarama
VI UV Endurance RACE Jarama
Carrera 4H
5 Mejores Velocidades 3 Horas

					Maxima 1		Maxima 2		Maxima 3		Maxima 4		Maxima 5		
Clas	**Nº**	**Equipo**	**Vehiculo**	**Cat**	**Km/h**	**Vta.**	**Km/h**	**Vta.**	**Km/h**	**Vta.**	**Km/h**	**Vta.**	**Km/h**	**Vta.**	**Media**
1	**16**	RRO RACING	BMW E36 325i	3	**201.8**	24	200.0	23	199.6	14	199.2	16	199.2	22	200.0
2	**19**	RACING TO ENJOY 1	BMW E36 325i	3	**198.5**	49	198.1	53	197.8	28	196.7	6	196.7	10	197.5
3	**18**	VSR MOTORSPORT 1	BMW E36 325i	3	**198.1**	52	196.7	18	196.7	22	196.0	12	196.0	16	196.7
4	**21**	BOYACÁ VSR	BMW E36 325i	3	**197.0**	41	196.3	46	196.3	64	195.2	10	195.2	80	196.0
5	**35**	EVC	BMW E36 325i	3	**196.7**	48	193.8	27	193.8	44	193.2	2	191.1	8	193.7
6	**15**	PIKANTO RACING	SEAT TOLEDO	2	**195.6**	64	194.9	54	194.9	55	194.9	78	194.5	48	195.0
7	**10**	JDM MOTOR 2	BMW E36 325i	3	**194.9**	43	194.5	22	194.5	41	194.2	20	194.2	38	194.5
8	**54**	VINELIT RACING GRAPHICS	Peugeot 205	2	**194.9**	14	193.8	43	193.2	26	193.2	55	193.2	65	193.6
9	**9**	JDM MOTOR 1	BMW E30 325i	3	**194.5**	23	193.8	20	193.8	25	192.1	12	191.8	7	193.2
10	**1**	ASAP RACING	Honda Civic	1	**192.1**	50	191.4	22	190.8	40	190.4	21	190.4	33	191.0
11	**2**	4 TEAM	BMW 318	2	**192.1**	22	189.8	26	189.8	39	189.4	7	189.4	27	190.1
12	**6**	DEYSCOM	CITROEN AX	1	**189.8**	13	189.4	14	189.4	17	188.8	2	188.4	9	189.2
13	**14**	OLIMPIA TECSPORT	VW Golf MK2	2	**189.4**	15	188.1	11	186.5	8	186.5	12	186.5	14	187.4
14	**34**	EB Racing	BMW E36 325i	3	**189.4**	14	186.8	39	186.2	9	184.6	3	184.3	31	186.2
15	**4**	B-MOVIE	BMW E36 320i	2	**189.1**	40	188.1	50	187.1	33	187.1	42	186.8	49	187.6
16	**50**	RRB Competicion	Clio 1.8 16v	2	**189.1**	12	188.8	3	188.4	8	187.5	6	187.1	2	188.2
17	**55**	SABUESOS TEAM	BMW E36 320i	2	**186.2**	14	184.3	26	182.4	13	181.8	40	181.2	27	183.1
18	**31**	Primera Team	Nissan Primera	2	**185.8**	42	180.0	13	180.0	26	180.0	37	179.4	14	181.0
19	**41**	ÚLTIMA VUELTA	Citroen AX	1	**185.2**	3	185.2	14	185.2	77	184.6	17	183.9	10	184.8
20	**8**	HLT MK3	VW Golf MK3	2	**184.9**	61	183.0	13	182.1	6	181.5	4	181.5	8	182.6
21	**37**	MSi Race Tech	Honda Civic	1	**183.9**	44	183.0	27	183.0	38	183.0	66	182.1	51	183.0
22	**49**	AMAZON SPORT 2	VW Golf	2	**182.1**	24	181.8	9	180.9	28	180.0	20	179.4	23	180.8
23	**58**	EFICAR TEAM SAXO	Citroen Saxo 1.6	SAXO	**180.3**	34	179.7	53	178.8	3	178.5	42	178.2	35	179.1
24	**33**	VAGSPEED MOTORSPORT	Citroen Saxo 8v	SAXO	**179.7**	13	178.5	40	178.5	43	178.2	42	178.2	48	178.6
25	**5**	DE DIEGO MOTORSPORT	Citroen Saxo 1.6	SAXO	**178.8**	45	177.0	32	177.0	44	176.7	3	176.4	5	177.2
26	**36**	VSR MOTORSPORT SAXO	Citroen Saxo 1.6	SAXO	**178.2**	45	176.7	2	176.4	7	176.4	8	175.6	11	176.7
27	**47**	ALFRA-CLIMALEC	Citroen Saxo 1.6	SAXO	**176.4**	13	176.1	17	176.1	26	175.8	11	175.6	7	176.0
28	**53**	ELADIO MOTOR	Citroen Saxo 1.6	SAXO	**176.4**	6	175.3	4	175.0	5	174.4	54	174.1	3	175.1
29	**56**	DANACAR	Citroen Saxo 1.6	SAXO	**176.4**	6	175.3	15	174.1	3	174.1	12	174.1	77	174.8
30	**44**	ALVITRUCKSPORT	CITROEN SAXO 1.6	SAXO	**176.1**	14	175.8	2	175.3	9	175.3	15	174.1	8	175.3
31	**46**	4 HOMBRES Y 1 MIATA	MAZDA MX5	2	**176.1**	3	176.1	4	176.1	12	175.0	19	174.7	25	175.6
32	**45**	Art Motorsport	Citroen Saxo 1.6	SAXO	**175.8**	5	175.8	9	175.8	22	175.6	16	175.0	38	175.6
33	**42**	Fuñigators Team	Citroen Saxo 1.6	SAXO	**175.3**	44	174.7	9	174.7	13	174.7	16	174.4	8	174.8
34	**51**	TMA-PADRISA-GTPERFORMAN	Citroen Saxo 1.6	SAXO	**173.9**	6	173.9	12	173.3	3	173.3	7	173.0	5	173.5
35	**52**	JL CRESPILLO TEAM	Citroen Saxo 1.6	SAXO	**173.3**	21	171.4	22	171.1	68	170.3	13	170.3	18	171.3
36	**43**	CLEMENTE ARROYO	Citroen Saxo 1.6	SAXO	**172.5**	20	172.2	25	171.9	11	171.9	45	171.7	17	172.0
37	**39**	GT SPORT	Citroen Saxo 1.6	SAXO	**170.8**	20	170.8	45	169.8	21	169.2	17	169.2	18	170.0
38	**48**	AMAZON SPORT 1	VW Golf	2	**170.6**	60	170.6	66	170.0	69	169.5	59	169.0	58	169.9
39	**40**	UV - TECSPORT	Citroen Saxo 1.6	SAXO	**165.3**	23	165.1	72	164.1	4	163.8	3	163.3	8	164.3
40	**38**	RACING for ALCALA	Toyota Aygo	AYGO	**154.9**	17	152.9	24	151.6	3	151.6	6	151.6	19	152.5
41	**57**	EFICAR TEAM INFE	Toyota Aygo	AYGO	**154.2**	13	154.2	20	154.0	47	154.0	69	153.8	22	154.1
42	**60**	RIGA	Toyota Aygo	AYGO	**154.0**	44	153.8	45	153.6	23	153.6	47	153.6	51	153.7
43	**59**	EFICAR TEAM, LOQUIMAY TEAM	Toyota Aygo	AYGO	**153.1**	10	152.7	57	152.5	2	152.5	13	152.5	19	152.7
44	**26**	KOBE MOTOR	Toyota Aygo	AYGO	**152.9**	11	152.5	10	152.5	38	151.4	47	151.2	2	152.1

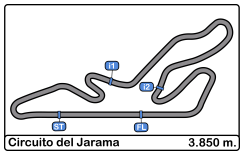

Circuito del Jarama
VI UV Endurance RACE Jarama
Carrera 4H
Secuencia Vueltas Rapidas 3 Horas

Vta	Hora Día	T Sesion	Nº	Equipo	Vehiculo	Cat	Time	Km/h
2	16:02:59.473	4:00.473	**19**	RACING TO ENJOY 1	BMW E36 325i	3	**1:56.313**	119.1
3	16:04:54.866	5:55.866	**19**	RACING TO ENJOY 1	BMW E36 325i	3	**1:55.393**	120.1
4	16:06:50.088	7:51.088	**19**	RACING TO ENJOY 1	BMW E36 325i	3	**1:55.222**	120.2

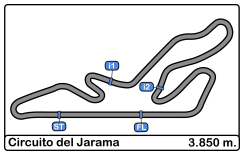

Circuito del Jarama
VI UV Endurance RACE Jarama
Carrera 4H
Mejor Maxima Velocidad del Evento 3 Horas

Nº	Equipo	Vehiculo	Cat	Clas	Km/h	Sesion
16	RRO RACING	BMW E36 325i	3	1	**201.8**	Carrera 4H
19	RACING TO ENJOY 1	BMW E36 325i	3	2	**198.5**	Carrera 4H
21	BOYACÁ VSR	BMW E36 325i	3	3	**198.1**	Entrenamiento cronometrado
18	VSR MOTORSPORT 1	BMW E36 325i	3	4	**198.1**	Carrera 4H
54	VINELIT RACING GRAPHICS	Peugeot 205	2	1	**197.0**	Entrenamiento cronometrado
35	EVC	BMW E36 325i	3	5	**197.0**	Entrenamiento cronometrado
15	PIKANTO RACING	SEAT TOLEDO	2	2	**195.6**	Carrera 4H
10	JDM MOTOR 2	BMW E36 325i	3	6	**195.2**	Entrenamiento cronometrado
9	JDM MOTOR 1	BMW E30 325i	3	7	**194.5**	Carrera 4H
34	EB Racing	BMW E36 325i	3	8	**192.8**	Entrenamiento cronometrado
2	4 TEAM	BMW 318	2	3	**192.1**	Carrera 4H
1	ASAP RACING	Honda Civic	1	1	**192.1**	Carrera 4H
6	DEYSCOM	CITROEN AX	1	2	**189.8**	Carrera 4H
14	OLIMPIA TECSPORT	VW Golf MK2	2	4	**189.4**	Carrera 4H
50	RRB Competicion	Clio 1.8 16v	2	5	**189.1**	Carrera 4H
4	B-MOVIE	BMW E36 320i	2	6	**189.1**	Carrera 4H
55	SABUESOS TEAM	BMW E36 320i	2	7	**186.2**	Carrera 4H
31	Primera Team	Nissan Primera	2	8	**185.8**	Carrera 4H
41	ÚLTIMA VUELTA	Citroen AX	1	3	**185.2**	Carrera 4H
8	HLT MK3	VW Golf MK3	2	9	**184.9**	Carrera 4H
49	AMAZON SPORT 2	VW Golf	2	10	**184.6**	Entrenamiento cronometrado
37	MSi Race Tech	Honda Civic	1	4	**183.9**	Carrera 4H
58	EFICAR TEAM SAXO	Citroen Saxo 1.6	SAX	1	**180.3**	Carrera 4H
33	VAGSPEED MOTORSPORT	Citroen Saxo 8v	SAX	2	**179.7**	Carrera 4H
5	DE DIEGO MOTORSPORT	Citroen Saxo 1.6	SAX	3	**178.8**	Carrera 4H
36	VSR MOTORSPORT SAXO	Citroen Saxo 1.6	SAX	4	**178.2**	Carrera 4H
56	DANACAR	Citroen Saxo 1.6	SAX	5	**176.4**	Carrera 4H
53	ELADIO MOTOR	Citroen Saxo 1.6	SAX	6	**176.4**	Carrera 4H
47	ALFRA-CLIMALEC	Citroen Saxo 1.6	SAX	7	**176.4**	Carrera 4H
46	4 HOMBRES Y 1 MIATA	MAZDA MX5	2	11	**176.1**	Carrera 4H
44	ALVITRUCKSPORT	CITROEN SAXO	SAX	8	**176.1**	Carrera 4H
45	Art Motorsport	Citroen Saxo 1.6	SAX	9	**175.8**	Carrera 4H
42	Fuñigators Team	Citroen Saxo 1.6	SAX	10	**175.3**	Carrera 4H
51	TMA-PADRISA-	Citroen Saxo 1.6	SAX	11	**173.9**	Carrera 4H
52	JL CRESPILLO TEAM	Citroen Saxo 1.6	SAX	12	**173.3**	Carrera 4H
43	CLEMENTE ARROYO	Citroen Saxo 1.6	SAX	13	**172.5**	Carrera 4H
39	GT SPORT	Citroen Saxo 1.6	SAX	14	**171.7**	Entrenamiento cronometrado
48	AMAZON SPORT 1	VW Golf	2	12	**170.6**	Carrera 4H
40	UV - TECSPORT	Citroen Saxo 1.6	SAX	15	**165.3**	Entrenamiento cronometrado

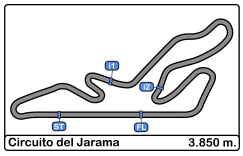

Circuito del Jarama
VI UV Endurance RACE Jarama
Carrera 4H
Mejor Maxima Velocidad del Evento 3 Horas

38	RACING for ALCALA	Toyota Aygo	AYG	1	**154.9**	Carrera 4H
57	EFICAR TEAM INFE	Toyota Aygo	AYG	2	**154.2**	Carrera 4H
60	RIGA	Toyota Aygo	AYG	3	**154.0**	Carrera 4H
59	EFICAR TEAM, LOQUIMAY	Toyota Aygo	AYG	4	**153.1**	Carrera 4H
26	KOBE MOTOR	Toyota Aygo	AYG	5	**152.9**	Carrera 4H

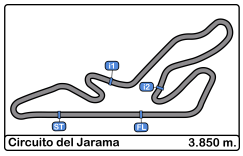

Circuito del Jarama
VI UV Endurance RACE Jarama
Carrera 4H
Cuentavueltas 3 Horas

Vta.

Nr	Pos	Parr	1	2	3	4	5	6	7	8	9	10	11	12	13	14	15	16	17	18	19	20	21	22	23	24	25	26	27	28	29
18	**1**	18	21	21	15	15	15	15	15	15	10	10	10	10	10	10	10	10	10	10	10	10	10	10	10	37	37	37	37	37	37
19	**2**	19	52	6	2	10	10	10	10	10	37	37	37	37	37	37	37	37	37	37	37	37	37	37	37	9	9	9	9	9	15
16	**3**	16	6	2	10	2	2	2	2	37	2	2	2	2	9	9	9	9	9	9	9	9	9	9	9	16	33	33	33	15	
21	**4**	21	2	15	44	44	44	37	37	2	16	16	9	9	16	16	16	16	16	16	16	16	16	16	16	33	35	35	15	19	
6	**5**	6	44	44	41	37	37	36	16	16	9	9	16	16	2	2	2	2	2	2	2	2	2	2	2	35	16	1	19	41	
15	**6**	15	1	10	37	19	19	16	36	9	36	36	36	36	36	36	36	36	36	36	36	36	36	36	36	36	21	15	41	33	
54	**7**	54	15	41	19	36	36	9	9	36	33	33	33	33	33	33	33	33	33	33	33	33	33	33	33	43	1	41	35	1	
10	**8**	10	10	37	36	51	51	51	51	51	46	46	46	46	46	46	46	46	46	54	54	45	35	35	35	45	43	19	1	16	
2	**9**	2	41	58	51	33	33	33	33	33	51	45	45	45	45	45	45	45	54	45	45	35	45	45	45	1	15	21	16		
35	**10**	35	37	36	33	53	16	46	46	46	45	43	43	43	43	43	54	54	45	35	35	43	43	43	43	21	41	16	43		
41	**11**	41	51	19	53	16	9	43	43	45	43	34	54	54	54	54	43	43	43	43	43	1	1	1	1	15	19	43	49		
50	**12**	50	36	51	9	9	46	45	45	43	34	35	35	35	35	35	35	35	35	1	1	21	21	21	21	2	45	49			
9	**13**	9	58	33	14	46	43	34	34	34	35	54	34	34	1	1	1	1	1	46	21	15	15	15	15	41	34	45			
14	**14**	14	19	53	16	43	45	48	48	35	54	1	1	1	34	34	34	15	15	21	15	41	41	41	41	19	49	56			
37	**15**	37	38	5	34	34	34	35	35	54	15	48	15	15	15	15	15	21	21	15	41	19	19	19	19	34	56	46			
31	**16**	31	33	14	46	45	48	54	54	48	1	15	48	21	21	21	21	34	41	41	19	18	18	18	18	18	46	18			
34	**17**	34	48	34	43	48	47	1	1	1	48	21	21	48	41	41	41	41	34	19	18	34	34	34	34	49	18				
4	**18**	4	53	46	45	47	35	31	21	21	21	41	41	41	48	18	19	19	19	18	34	48	48	48	49	56	48				
5	**19**	5	34	9	48	35	54	19	41	41	41	18	18	18	18	19	18	18	18	34	48	49	49	49	48	46	2				
44	**20**	44	5	43	57	54	1	44	18	18	18	6	6	19	19	48	48	48	48	48	49	56	56	56	56	31	4				
36	**21**	36	14	16	47	1	31	38	6	6	6	19	19	6	6	6	49	49	49	49	56	46	46	46	46	48	40				
8	**22**	8	43	48	6	31	14	21	38	19	19	51	49	49	49	49	38	56	56	56	46	31	31	31	31	5	44				
58	**23**	58	4	39	35	14	53	41	19	49	49	49	38	38	38	38	56	38	38	38	31	4	4	4	4	40					
33	**24**	33	46	45	39	41	38	6	49	38	38	38	14	56	56	56	14	31	31	31	38	58	58	58	5	4					
42	**25**	42	39	57	54	38	49	18	31	14	14	14	56	14	14	14	31	14	4	4	4	5	5	5	40	44					
51	**26**	51	40	47	31	49	21	49	14	56	56	56	31	31	31	31	4	4	14	14	14	40	40	40	44	55					
45	**27**	45	9	60	21	6	6	47	56	40	31	31	4	4	4	4	58	58	58	58	58	44	44	44	55	58					
55	**28**	55	57	35	1	21	41	14	40	31	40	4	40	58	58	58	40	40	40	5	5	14	55	55	58	52					
47	**29**	47	47	31	38	18	18	40	4	4	4	40	58	40	40	40	5	5	5	40	40	55	52	52	52	57					
56	**30**	56	16	1	5	57	40	56	52	52	52	58	5	5	5	5	44	44	44	44	44	52	59	59	57						
53	**31**	53	45	54	49	39	56	52	58	58	58	5	59	55	44	44	55	55	55	55	55	59	57	57	59						
48	**32**	48	59	4	58	40	52	4	5	5	5	59	57	44	55	55	59	59	59	59	52	57	14	47	47						
49	**33**	49	60	38	18	56	4	58	59	59	59	57	55	59	59	59	57	57	57	52	59	47	47	60							
39	**34**	39	49	49	40	52	58	57	57	57	57	55	44	57	57	57	52	52	52	57	57	39	39								
43	**35**	43	18	18	56	4	57	59	55	55	55	44	52	52	52	52	47	47	47	47	47	38	60								
40	**36**	40	42	59	60	58	59	5	44	44	44	52	47	47	47	47	39	39	39	39	39	60	53								
38	**37**	38	35	40	52	59	5	55	53	53	53	47	39	39	39	39	60	60	60	60	60	53	38								
57	**38**	57	31	52	4	5	55	53	47	47	47	39	60	60	60	60	53	53	53	53	53	26									
59	**39**	59	54	56	59	55	39	39	39	39	39	60	26	26	53	53	26	26	26	26	26										
26	**40**	26	55	55	55	60	60	60	60	60	60	26	53	53	26	26	6	6	6												
60	**41**	60	56	26	26	26	26	26	26	26	26	53	42																		
46	**42**	46	8	42	42	42	42	42	42	42	42	42																			
1	**43**	1	26	8	8	8	8	8	8																						
52	**44**	52																													

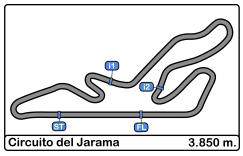

Circuito del Jarama

VI UV Endurance RACE Jarama

Carrera 4H

Cuentavueltas Gráfico 3 Horas

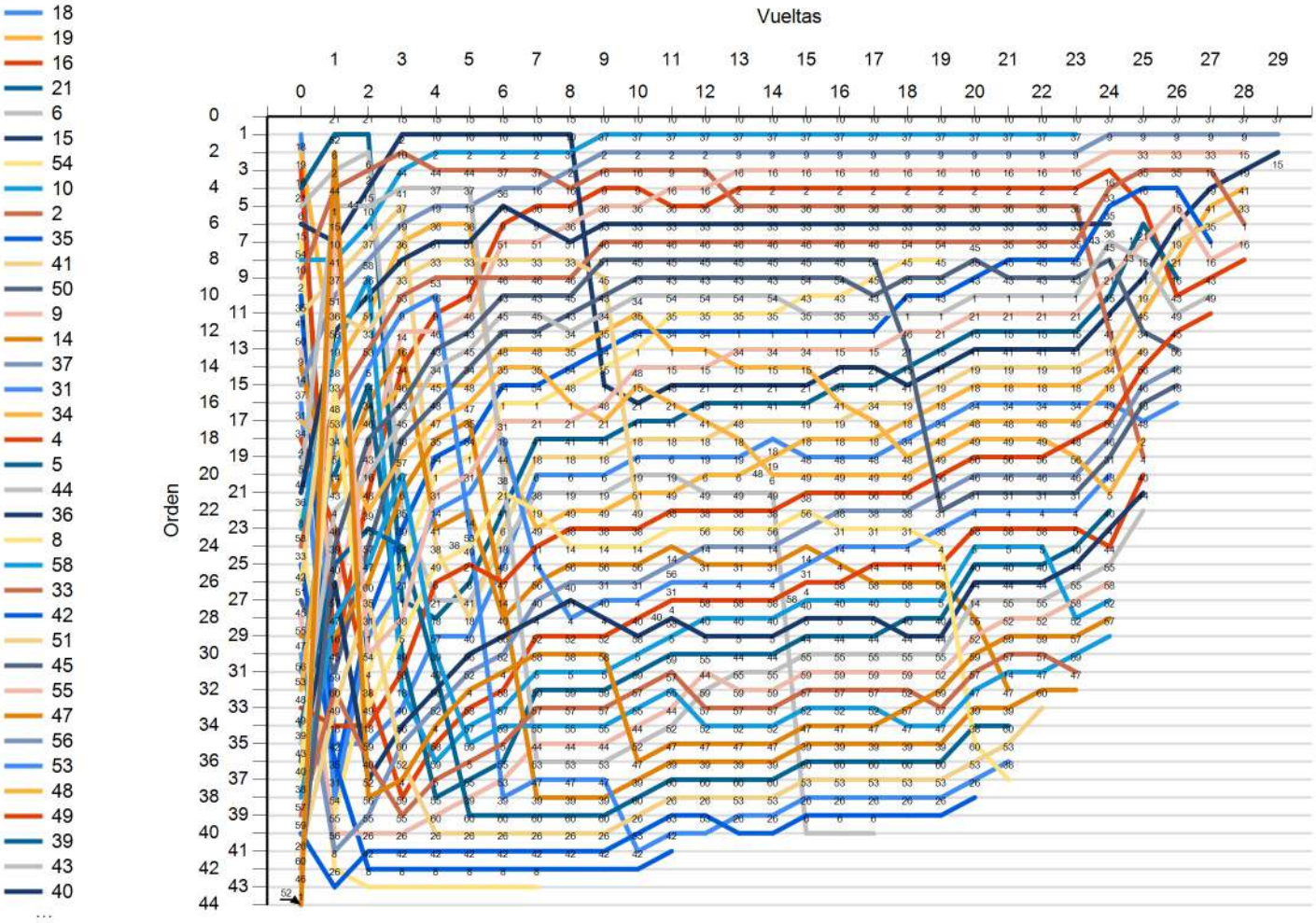

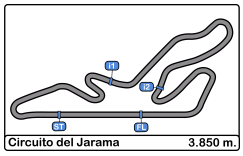

Circuito del Jarama
VI UV Endurance RACE Jarama
Carrera 4H
Tiempos Parada en Pit 3 Horas

Nº	Tiempo Día	Equipo	Vehiculo	Cat	Tiempo Entrada	Nº Parada	Tiempo Pit	Handicap
38	18:00:41.610	RACING for ALCALA	Toyota Aygo	AYGO	2:01:42.926	1	3:18.408	5:00
26	18:01:50.653	KOBE MOTOR	Toyota Aygo	AYGO	2:02:51.969	1	11:19.180	5:00
4	18:03:16.846	B-MOVIE	BMW E36 320i	2	2:04:18.162	1	6:31.734	5:00
21	18:03:42.105	BOYACÁ VSR	BMW E36 325i	3	2:04:43.421	1	6:05.175	5:00
6	18:03:50.402	DEYSCOM	CITROEN AX	1	2:04:51.718	1	5:46.259	5:00
59	18:03:53.828	EFICAR TEAM, LOQUIMAY TEA	Toyota Aygo	AYGO	2:04:55.144	1	6:21.438	5:00
8	18:04:41.344	HLT MK3	VW Golf MK3	2	2:05:42.660	1	1:47.785	5:00
58	18:04:52.429	EFICAR TEAM SAXO	Citroen Saxo 1.6	SAXO	2:05:53.745	1	7:12.710	5:00
5	18:05:11.158	DE DIEGO MOTORSPORT	Citroen Saxo 1.6	SAXO	2:06:12.474	1	8:03.233	5:00
14	18:05:17.614	OLIMPIA TECSPORT	VW Golf MK2	2	2:06:18.930	1	2:41.439	5:00
39	18:05:48.606	GT SPORT	Citroen Saxo 1.6	SAXO	2:06:49.922	1	4:15.791	5:00
60	18:06:16.722	RIGA	Toyota Aygo	AYGO	2:07:18.038	1	11:37.021	5:00
41	18:06:28.030	ÚLTIMA VUELTA	Citroen AX	1	2:07:29.346	1	5:15.810	5:00
57	18:08:24.839	EFICAR TEAM INFE	Toyota Aygo	AYGO	2:09:26.155	1	6:30.953	5:00
53	18:09:33.782	ELADIO MOTOR	Citroen Saxo 1.6	SAXO	2:10:35.098	1	9:12.538	5:00
44	18:10:42.912	ALVITRUCKSPORT	CITROEN SAXO 1.6	SAXO	2:11:44.228	1	9:56.734	5:00
19	18:10:48.099	RACING TO ENJOY 1	BMW E36 325i	3	2:11:49.415	1	5:25.801	5:00
14	18:12:40.235	OLIMPIA TECSPORT	VW Golf MK2	2	2:13:41.551	2	2:19.174	5:00
47	18:13:17.830	ALFRA-CLIMALEC	Citroen Saxo 1.6	SAXO	2:14:19.146	1	9:06.444	5:00
39	18:14:26.587	GT SPORT	Citroen Saxo 1.6	SAXO	2:15:27.903	2	7:02.857	5:00
15	18:16:07.856	PIKANTO RACING	SEAT TOLEDO	2	2:17:09.172	1	5:10.836	5:00
31	18:16:26.365	Primera Team	Nissan Primera	2	2:17:27.681	1	4:09.736	5:00
51	18:18:22.036	TMA-PADRISA-GTPERFORMAN	Citroen Saxo 1.6	SAXO	2:19:23.352	1	3:40.471	5:00
42	18:25:25.541	Fuñigators Team	Citroen Saxo 1.6	SAXO	2:26:26.857	1	6:55.300	5:00
52	18:27:28.966	JL CRESPILLO TEAM	Citroen Saxo 1.6	SAXO	2:28:30.282	1	2:31.214	5:00
53	18:27:39.104	ELADIO MOTOR	Citroen Saxo 1.6	SAXO	2:28:40.420	2	5:59.348	5:00
42	18:34:37.384	Fuñigators Team	Citroen Saxo 1.6	SAXO	2:35:38.700	2	13:08.120	5:00
46	18:37:25.423	4 HOMBRES Y 1 MIATA	MAZDA MX5	2	2:38:26.739	1	6:19.046	5:00
26	18:45:02.534	KOBE MOTOR	Toyota Aygo	AYGO	2:46:03.850	2	2:13.828	5:00
10	18:45:21.206	JDM MOTOR 2	BMW E36 325i	3	2:46:22.522	1	7:12.731	5:00
14	18:49:42.833	OLIMPIA TECSPORT	VW Golf MK2	2	2:50:44.149	3	4:33.806	5:00
2	18:49:46.042	4 TEAM	BMW 318	2	2:50:47.358	1	8:39.172	5:00
16	18:50:40.274	RRO RACING	BMW E36 325i	3	2:51:41.590	1	5:15.464	5:00
18	18:52:58.759	VSR MOTORSPORT 1	BMW E36 325i	3	2:54:00.075	1	5:02.705	5:00
43	18:53:35.005	CLEMENTE ARROYO	Citroen Saxo 1.6	SAXO	2:54:36.321	1	4:03.503	5:00
48	18:53:38.172	AMAZON SPORT 1	VW Golf	2	2:54:39.488	1	2:26.711	5:00
45	18:53:41.860	Art Motorsport	Citroen Saxo 1.6	SAXO	2:54:43.176	1	5:02.223	5:00
58	18:54:15.042	EFICAR TEAM SAXO	Citroen Saxo 1.6	SAXO	2:55:16.358	2	2:04.964	5:00
4	18:55:06.435	B-MOVIE	BMW E36 320i	2	2:56:07.751	2	2:34.165	5:00
8	18:55:31.704	HLT MK3	VW Golf MK3	2	2:56:33.020	2	1:03.350	5:00
21	18:55:38.592	BOYACÁ VSR	BMW E36 325i	3	2:56:39.908	2	5:11.975	5:00
1	18:55:53.158	ASAP RACING	Honda Civic	1	2:56:54.474	1	2:10.254	5:00
9	18:56:33.220	JDM MOTOR 1	BMW E30 325i	3	2:57:34.536	1	5:31.435	5:00
35	18:56:59.272	EVC	BMW E36 325i	3	2:58:00.588	1	4:59.110	5:00
33	18:57:00.198	VAGSPEED MOTORSPORT	Citroen Saxo 8v	SAXO	2:58:01.514	1	2:04.798	5:00
34	18:57:02.713	EB Racing	BMW E36 325i	3	2:58:04.029	1	3:52.718	5:00
31	18:57:12.841	Primera Team	Nissan Primera	2	2:58:14.157	2	4:43.555	5:00
39	18:57:41.082	GT SPORT	Citroen Saxo 1.6	SAXO	2:58:42.398	3	3:27.831	5:00
37	18:58:35.927	MSi Race Tech	Honda Civic	1	2:59:37.243	1	2:15.863	5:00
5	18:58:43.622	DE DIEGO MOTORSPORT	Citroen Saxo 1.6	SAXO	2:59:44.938	2	2:09.177	5:00
59	18:59:41.512	EFICAR TEAM, LOQUIMAY TEA	Toyota Aygo	AYGO	3:00:42.828	2	2:08.012	5:00

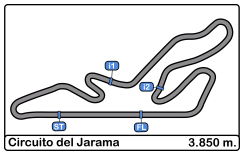

Circuito del Jarama
VI UV Endurance RACE Jarama
Carrera 4H
Resultados Provisionales

Cla	Nº	Equipo	Vehiculo	Cat	Cla	N.V.	Tiempo	Dif 1º	Dif Ant.	Km/h	V.R.	Tiempo	Km/h
1	**16**	RRO RACING	BMW E36 325i	3	1	113	**4:00:42.268**			108.4	4	1:55.702	119.7
2	**19**	RACING TO ENJOY 1	BMW E36 325i	3	2	113	**4:01:06.808**	24.540	24.540	108.2	4	1:55.222	120.2
3	**21**	BOYACÁ VSR	BMW E36 325i	3	3	112	**4:00:55.263**	1 Vta	1 Vta	107.3	4	1:57.537	117.9
4	**1**	ASAP RACING	Honda Civic	1	1	111	**4:01:25.134**	2 Vtas	1 Vta	106.2	21	2:00.176	115.3
5	**18**	VSR MOTORSPORT 1	BMW E36 325i	3	4	110	**4:02:34.823**	3 Vtas	1 Vta	104.7	96	1:55.695	119.7
6	**41**	ÚLTIMA VUELTA	Citroen AX	1	2	109	**4:01:26.415**	4 Vtas	1 Vta	104.2	10	1:59.383	116.0
7	**4**	B-MOVIE	BMW E36 320i	2	1	109	**4:01:41.764**	4 Vtas	15.349	104.1	50	2:03.081	112.6
8	**35**	EVC	BMW E36 325i	3	5	109	**4:01:51.886**	4 Vtas	10.122	104.1	47	2:01.321	114.2
9	**9**	JDM MOTOR 1	BMW E30 325i	3	6	107	**4:00:58.167**	6 Vtas	2 Vtas	102.5	104	2:00.395	115.1
10	**5**	DE DIEGO MOTORSPORT	Citroen Saxo 1.6	SA	1	107	**4:01:52.524**	6 Vtas	54.357	102.1	105	2:05.742	110.2
11	**33**	VAGSPEED MOTORSPORT	Citroen Saxo 8v	SA	2	107	**4:01:53.350**	6 Vtas	0.826	102.1	43	2:05.471	110.4
12	**56**	DANACAR	Citroen Saxo 1.6	SA	3	107	**4:02:47.632**	6 Vtas	54.282	101.8	15	2:06.742	109.3
13	**37**	MSi Race Tech	Honda Civic	1	3	105	**3:53:12.863**	8 Vtas	2 Vtas	104.0	57	2:01.977	113.6
14	**15**	PIKANTO RACING	SEAT TOLEDO	2	2	105	**4:00:43.526**	8 Vtas	7:30.663	100.7	105	1:58.966	116.5
15	**58**	EFICAR TEAM SAXO	Citroen Saxo 1.6	SA	4	104	**3:56:02.982**	9 Vtas	1 Vta	101.7	41	2:05.829	110.1
16	**36**	VSR MOTORSPORT SAXO	Citroen Saxo 1.6	SA	5	103	**4:02:16.158**	10 Vtas	1 Vta	98.2	11	2:06.349	109.6
17	**34**	EB Racing	BMW E36 325i	3	7	102	**4:00:42.486**	11 Vtas	1 Vta	97.8	10	2:04.854	111.0
18	**45**	Art Motorsport	Citroen Saxo 1.6	SA	6	102	**4:01:48.562**	11 Vtas	1:06.076	97.4	41	2:06.367	109.6
19	**49**	AMAZON SPORT 2	VW Golf	2	3	101	**4:02:51.627**	12 Vtas	1 Vta	96.0	20	2:08.440	107.9
20	**6**	DEYSCOM	CITROEN AX	1	4	100	**4:02:16.846**	13 Vtas	1 Vta	95.3	2	1:57.806	117.6
21	**43**	CLEMENTE ARROYO	Citroen Saxo 1.6	SA	7	99	**4:02:16.131**	14 Vtas	1 Vta	94.3	93	2:08.617	107.7
22	**31**	Primera Team	Nissan Primera	2	4	99	**4:02:26.452**	14 Vtas	10.321	94.3	49	2:03.489	112.2
23	**46**	4 HOMBRES Y 1 MIATA	MAZDA MX5	2	5	98	**3:59:41.885**	15 Vtas	1 Vta	94.4	24	2:03.925	111.8
24	**57**	EFICAR TEAM INFE	Toyota Aygo	AY	1	98	**4:01:36.445**	15 Vtas	1:54.560	93.6	14	2:18.817	99.8
25	**59**	EFICAR TEAM, LOQUIMAY TEAM	Toyota Aygo	AY	2	98	**4:02:09.006**	15 Vtas	32.561	93.4	60	2:19.824	99.1
26	**48**	AMAZON SPORT 1	VW Golf	2	6	98	**4:02:12.010**	15 Vtas	3.004	93.4	94	2:09.828	106.7
27	**53**	ELADIO MOTOR	Citroen Saxo 1.6	SA	8	98	**4:02:47.843**	15 Vtas	35.833	93.2	6	2:08.333	108.0
28	**52**	JL CRESPILLO TEAM	Citroen Saxo 1.6	SA	9	97	**4:00:48.555**	16 Vtas	1 Vta	93.0	22	2:10.412	106.2
29	**47**	ALFRA-CLIMALEC	Citroen Saxo 1.6	SA	10	97	**4:02:16.391**	16 Vtas	1:27.836	92.4	94	2:07.095	109.0
30	**39**	GT SPORT	Citroen Saxo 1.6	SA	11	97	**4:02:21.780**	16 Vtas	5.389	92.4	23	2:09.161	107.3
31	**40**	UV - TECSPORT	Citroen Saxo 1.6	SA	12	95	**4:01:27.282**	18 Vtas	2 Vtas	90.8	71	2:15.826	102.0
32	**38**	RACING for ALCALA	Toyota Aygo	AY	3	95	**4:01:32.968**	18 Vtas	5.686	90.8	91	2:17.522	100.7
33	**60**	RIGA	Toyota Aygo	AY	4	94	**4:01:40.884**	19 Vtas	1 Vta	89.8	91	2:18.669	99.9
34	**26**	KOBE MOTOR	Toyota Aygo	AY	5	94	**4:01:45.493**	19 Vtas	4.609	89.8	42	2:19.383	99.4
35	**44**	ALVITRUCKSPORT	CITROEN SAXO 1.6	SA	13	93	**4:01:32.505**	20 Vtas	1 Vta	88.9	90	2:05.876	110.1
36	**2**	4 TEAM	BMW 318	2	7	88	**3:52:28.577**	25 Vtas	5 Vtas	87.4	9	1:59.461	116.0
	No clasificados: (Requerimiento: 75% del numero de vueltas del lider = 85 Vueltas)												
	8	HLT MK3	VW Golf MK3	2	8	82	**3:52:51.070**	31 Vtas	6 Vtas	81.3	52	2:04.292	111.5
	55	SABUESOS TEAM	BMW E36 320i	2	9	80	**4:02:18.204**	33 Vtas	2 Vtas	76.2	68	2:05.222	110.6
	10	JDM MOTOR 2	BMW E36 325i	3	8	78	**2:46:26.694**	35 Vtas	2 Vtas	108.2	20	1:58.805	116.6
	54	VINELIT RACING GRAPHICS	Peugeot 205	2	10	72	**2:41:08.785**	41 Vtas	6 Vtas	103.2	13	1:58.858	116.6
	14	OLIMPIA TECSPORT	VW Golf MK2	2	11	69	**2:57:59.499**	44 Vtas	3 Vtas	89.5	23	2:01.678	113.9
	42	Fuñigators Team	Citroen Saxo 1.6	SA	14	68	**3:29:55.290**	45 Vtas	1 Vta	74.8	35	2:06.998	109.1
	51	TMA-PADRISA-GTPERFORMANCE	Citroen Saxo 1.6	SA	15	60	**2:25:24.707**	53 Vtas	8 Vtas	95.3	7	2:07.908	108.3

Publicada a las :.....

Comisarios Deportivos:	**Director de Carrera:**	**Cronometrador:**

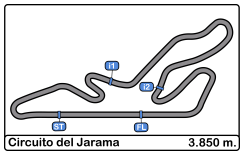

Circuito del Jarama
VI UV Endurance RACE Jarama
Carrera 4H
Resultados Provisionales

Cla	Nº	Equipo	Vehiculo	Cat	Cla	N.V.	Tiempo	Dif 1º	Dif Ant.	Km/h	V.R.	Tiempo	Km/h
	50	RRB Competicion	Clio 1.8 16v	2	12	11	**49:40.700**	102 Vtas	49 Vtas	51.1	8	2:01.961	113.6

Vta. rápida de RACING TO ENJOY 1 en 1:55.222 a 120.3 Km/h en la vuelta 4

Penalizado el dorsal 47 con 2 vueltas en virtud del Art. 14 del RGUVE 2020

Publicada a las :.....

Comisarios Deportivos:	Director de Carrera:	Cronometrador:

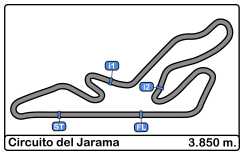

Circuito del Jarama
VI UV Endurance RACE Jarama
Carrera 4H
Resultados Provisionales por categoria

Cla	Nº	Equipo	Vehiculo	Cat	Cla	N.V.	Tiempo	Dif 1º	Dif Ant.	Km/h	V.R.	Tiempo	Km/h
		Categoría 1											
1	**1**	ASAP RACING	Honda Civic	1	1	111	**4:01:25.134**			106.2	21	2:00.176	115.3
2	**41**	ÚLTIMA VUELTA	Citroen AX	1	2	109	**4:01:26.415**	4 Laps	2 Laps	104.2	10	1:59.383	116.0
3	**37**	MSi Race Tech	Honda Civic	1	3	105	**3:53:12.863**	8 Laps	4 Laps	104.0	57	2:01.977	113.6
4	**6**	DEYSCOM	CITROEN AX	1	4	100	**4:02:16.846**	13 Laps	5 Laps	95.3	2	1:57.806	117.6
Vta. rápida de RACING TO ENJOY 1 en 1:55.222 a 120.3 Km/h en la vuelta 4													
		Categoría 2											
1	**4**	B-MOVIE	BMW E36 320i	2	1	109	**4:01:41.764**			104.1	50	2:03.081	112.6
2	**15**	PIKANTO RACING	SEAT TOLEDO	2	2	105	**4:00:43.526**	8 Laps	4 Laps	100.7	105	1:58.966	116.5
3	**49**	AMAZON SPORT 2	VW Golf	2	3	101	**4:02:51.627**	12 Laps	4 Laps	96.0	20	2:08.440	107.9
4	**31**	Primera Team	Nissan Primera	2	4	99	**4:02:26.452**	14 Laps	2 Laps	94.3	49	2:03.489	112.2
5	**46**	4 HOMBRES Y 1 MIATA	MAZDA MX5	2	5	98	**3:59:41.885**	15 Laps	1 Lap	94.4	24	2:03.925	111.8
6	**48**	AMAZON SPORT 1	VW Golf	2	6	98	**4:02:12.010**	15 Laps	2:30.125	93.4	94	2:09.828	106.7
7	**2**	4 TEAM	BMW 318	2	7	88	**3:52:28.577**	25 Laps	10 Laps	87.4	9	1:59.461	116.0
	No clasificados: (Requerimiento: 75% del numero de vueltas del lider = 85 Vueltas)												
	8	HLT MK3	VW Golf MK3	2	8	82	**3:52:51.070**	31 Laps	6 Laps	81.3	52	2:04.292	111.5
	55	SABUESOS TEAM	BMW E36 320i	2	9	80	**4:02:18.204**	33 Laps	2 Laps	76.2	68	2:05.222	110.6
	54	VINELIT RACING GRAPHICS	Peugeot 205	2	10	72	**2:41:08.785**	41 Laps	8 Laps	103.2	13	1:58.858	116.6
	14	OLIMPIA TECSPORT	VW Golf MK2	2	11	69	**2:57:59.499**	44 Laps	3 Laps	89.5	23	2:01.678	113.9
	50	RRB Competicion	Clio 1.8 16v	2	12	11	**49:40.700**	102	58 Laps	51.1	8	2:01.961	113.6
Vta. rápida de RACING TO ENJOY 1 en 1:55.222 a 120.3 Km/h en la vuelta 4													
		Categoría 3											
1	**16**	RRO RACING	BMW E36 325i	3	1	113	**4:00:42.268**			108.4	4	1:55.702	119.7
2	**19**	RACING TO ENJOY 1	BMW E36 325i	3	2	113	**4:01:06.808**	24.540	24.540	108.2	4	1:55.222	120.2
3	**21**	BOYACÁ VSR	BMW E36 325i	3	3	112	**4:00:55.263**	1 Lap	1 Lap	107.3	4	1:57.537	117.9
4	**18**	VSR MOTORSPORT 1	BMW E36 325i	3	4	110	**4:02:34.823**	3 Laps	2 Laps	104.7	96	1:55.695	119.7
5	**35**	EVC	BMW E36 325i	3	5	109	**4:01:51.886**	4 Laps	1 Lap	104.1	47	2:01.321	114.2
6	**9**	JDM MOTOR 1	BMW E30 325i	3	6	107	**4:00:58.167**	6 Laps	2 Laps	102.5	104	2:00.395	115.1
7	**34**	EB Racing	BMW E36 325i	3	7	102	**4:00:42.486**	11 Laps	5 Laps	97.8	10	2:04.854	111.0
	No clasificados: (Requerimiento: 75% del numero de vueltas del lider = 85 Vueltas)												
	10	JDM MOTOR 2	BMW E36 325i	3	8	78	**2:46:26.694**	35 Laps	24 Laps	108.2	20	1:58.805	116.6
Vta. rápida de RACING TO ENJOY 1 en 1:55.222 a 120.3 Km/h en la vuelta 4													
		AYGO											
1	**57**	EFICAR TEAM INFE	Toyota Aygo	AY	1	98	**4:01:36.445**			93.6	14	2:18.817	99.8
2	**59**	EFICAR TEAM, LOQUIMAY TEAM	Toyota Aygo	AY	2	98	**4:02:09.006**	15 Laps	32.561	93.4	60	2:19.824	99.1
3	**38**	RACING for ALCALA	Toyota Aygo	AY	3	95	**4:01:32.968**	18 Laps	3 Laps	90.8	91	2:17.522	100.7
4	**60**	RIGA	Toyota Aygo	AY	4	94	**4:01:40.884**	19 Laps	1 Lap	89.8	91	2:18.669	99.9
5	**26**	KOBE MOTOR	Toyota Aygo	AY	5	94	**4:01:45.493**	19 Laps	4.609	89.8	42	2:19.383	99.4
Vta. rápida de RACING TO ENJOY 1 en 1:55.222 a 120.3 Km/h en la vuelta 4													
		SAXO											
1	**5**	DE DIEGO MOTORSPORT	Citroen Saxo 1.6	SA	1	107	**4:01:52.524**			102.1	105	2:05.742	110.2
2	**33**	VAGSPEED MOTORSPORT	Citroen Saxo 8v	SA	2	107	**4:01:53.350**	6 Laps	0.826	102.1	43	2:05.471	110.4
3	**56**	DANACAR	Citroen Saxo 1.6	SA	3	107	**4:02:47.632**	6 Laps	54.282	101.8	15	2:06.742	109.3
4	**58**	EFICAR TEAM SAXO	Citroen Saxo 1.6	SA	4	104	**3:56:02.982**	9 Laps	3 Laps	101.7	41	2:05.829	110.1

Publicada a las :.....

Comisarios Deportivos:	**Director de Carrera:**	**Cronometrador:**

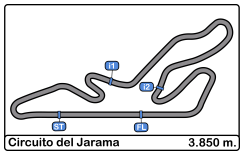

Circuito del Jarama
VI UV Endurance RACE Jarama
Carrera 4H
Resultados Provisionales por categoria

Cla	Nº	Equipo	Vehiculo	Cat	Cla	N.V.	Tiempo	Dif 1º	Dif Ant.	Km/h	V.R.	Tiempo	Km/h
5	**36**	VSR MOTORSPORT SAXO	Citroen Saxo 1.6	SA	5	103	**4:02:16.158**	10 Laps	1 Lap	98.2	11	2:06.349	109.6
6	**45**	Art Motorsport	Citroen Saxo 1.6	SA	6	102	**4:01:48.562**	11 Laps	1 Lap	97.4	41	2:06.367	109.6
7	**43**	CLEMENTE ARROYO	Citroen Saxo 1.6	SA	7	99	**4:02:16.131**	14 Laps	3 Laps	94.3	93	2:08.617	107.7
8	**53**	ELADIO MOTOR	Citroen Saxo 1.6	SA	8	98	**4:02:47.843**	15 Laps	1 Lap	93.2	6	2:08.333	108.0
9	**52**	JL CRESPILLO TEAM	Citroen Saxo 1.6	SA	9	97	**4:00:48.555**	16 Laps	1 Lap	93.0	22	2:10.412	106.2
10	**47**	ALFRA-CLIMALEC	Citroen Saxo 1.6	SA	10	97	**4:02:16.391**	16 Laps	1:27.836	92.4	94	2:07.095	109.0
11	**39**	GT SPORT	Citroen Saxo 1.6	SA	11	97	**4:02:21.780**	16 Laps	5.389	92.4	23	2:09.161	107.3
12	**40**	UV - TECSPORT	Citroen Saxo 1.6	SA	12	95	**4:01:27.282**	18 Laps	2 Laps	90.8	71	2:15.826	102.0
13	**44**	ALVITRUCKSPORT	CITROEN SAXO 1.6	SA	13	93	**4:01:32.505**	20 Laps	2 Laps	88.9	90	2:05.876	110.1
	No clasificados: (Requerimiento: 75% del numero de vueltas del lider = 85 Vueltas)												
	42	Fuñigators Team	Citroen Saxo 1.6	SA	14	68	**3:29:55.290**	45 Laps	25 Laps	74.8	35	2:06.998	109.1
	51	TMA-PADRISA-GTPERFORMANCE	Citroen Saxo 1.6	SA	15	60	**2:25:24.707**	53 Laps	8 Laps	95.3	7	2:07.908	108.3

Vta. rápida de RACING TO ENJOY 1 en 1:55.222 a 120.3 Km/h en la vuelta 4

Penalizado el dorsal 47 con 2 vueltas en virtud del Art. 14 del RGUVE 2020

Publicada a las :.....

Comisarios Deportivos:	**Director de Carrera:**	**Cronometrador:**

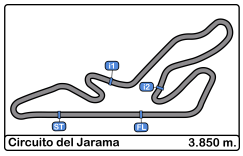

Circuito del Jarama
VI UV Endurance RACE Jarama
Carrera 4H
Clasificación Provisional por Vuelta Rápida de Piloto

Clas	Nº	Equipo	Vehiculo	Cat	Clas	N.V.	V.R.	Tiempo	Dif 1º	Dif Ant.	Km/h
1	**19**	RACING TO ENJOY 1	BMW E36 325i	3	1	12	**4**	**1:55.222**			120.2
2	**18**	VSR MOTORSPORT 1	BMW E36 325i	3	2	48	**34**	**1:55.695**	0.473	0.473	119.7
3	**16**	RRO RACING	BMW E36 325i	3	3	12	**4**	**1:55.702**	0.480	0.007	119.7
4	**16**	RRO RACING	BMW E36 325i	3	4	44	**3**	**1:55.794**	0.572	0.092	119.6
5	**18**	VSR MOTORSPORT 1	BMW E36 325i	3	5	12	**4**	**1:56.020**	0.798	0.226	119.4
6	**19**	RACING TO ENJOY 1	BMW E36 325i	3	6	69	**8**	**1:56.347**	1.125	0.327	119.1
7	**19**	RACING TO ENJOY 1	BMW E36 325i	3	7	32	**2**	**1:56.891**	1.669	0.544	118.5
8	**18**	VSR MOTORSPORT 1	BMW E36 325i	3	8	50	**22**	**1:57.521**	2.299	0.630	117.9
9	**21**	BOYACÁ VSR	BMW E36 325i	3	9	12	**4**	**1:57.537**	2.315	0.016	117.9
10	**21**	BOYACÁ VSR	BMW E36 325i	3	10	39	**7**	**1:57.657**	2.435	0.120	117.8
11	**21**	BOYACÁ VSR	BMW E36 325i	3	11	61	**8**	**1:57.698**	2.476	0.041	117.7
12	**6**	DEYSCOM	CITROEN AX	1	1	12	**2**	**1:57.806**	2.584	0.108	117.6
13	**16**	RRO RACING	BMW E36 325i	3	12	57	**18**	**1:58.046**	2.824	0.240	117.4
14	**10**	JDM MOTOR 2	BMW E36 325i	3	13	44	**8**	**1:58.805**	3.583	0.759	116.6
15	**6**	DEYSCOM	CITROEN AX	1	2	34	**4**	**1:58.866**	3.644	0.061	116.6
16	**15**	PIKANTO RACING	SEAT TOLEDO	2	1	51	**51**	**1:58.966**	3.744	0.100	116.5
17	**10**	JDM MOTOR 2	BMW E36 325i	3	14	12	**12**	**1:59.145**	3.923	0.179	116.3
18	**41**	ÚLTIMA VUELTA	Citroen AX	1	3	12	**10**	**1:59.383**	4.161	0.238	116.0
19	**2**	4 TEAM	BMW 318	2	2	12	**9**	**1:59.461**	4.239	0.078	116.0
20	**2**	4 TEAM	BMW 318	2	3	44	**14**	**1:59.501**	4.279	0.040	115.9
21	**54**	VINELIT RACING GRAPHICS	Peugeot 205	2	4	37	**14**	**1:59.705**	4.483	0.204	115.7
22	**2**	4 TEAM	BMW 318	2	5	32	**20**	**1:59.723**	4.501	0.018	115.7
23	**41**	ÚLTIMA VUELTA	Citroen AX	1	4	44	**16**	**1:59.741**	4.519	0.018	115.7
24	**15**	PIKANTO RACING	SEAT TOLEDO	2	6	43	**41**	**1:59.885**	4.663	0.144	115.6
25	**54**	VINELIT RACING GRAPHICS	Peugeot 205	2	7	12	**12**	**1:59.945**	4.723	0.060	115.5
26	**10**	JDM MOTOR 2	BMW E36 325i	3	15	22	**14**	**1:59.967**	4.745	0.022	115.5
27	**1**	ASAP RACING	Honda Civic	1	5	52	**10**	**2:00.176**	4.954	0.209	115.3
28	**1**	ASAP RACING	Honda Civic	1	6	48	**22**	**2:00.206**	4.984	0.030	115.3
29	**9**	JDM MOTOR 1	BMW E30 325i	3	16	55	**52**	**2:00.395**	5.173	0.189	115.1
30	**6**	DEYSCOM	CITROEN AX	1	7	54	**20**	**2:00.735**	5.513	0.340	114.7
31	**9**	JDM MOTOR 1	BMW E30 325i	3	17	41	**39**	**2:01.234**	6.012	0.499	114.3
32	**1**	ASAP RACING	Honda Civic	1	8	11	**11**	**2:01.317**	6.095	0.083	114.2
33	**35**	EVC	BMW E36 325i	3	18	50	**17**	**2:01.321**	6.099	0.004	114.2
34	**41**	ÚLTIMA VUELTA	Citroen AX	1	9	53	**53**	**2:01.554**	6.332	0.233	114.0
35	**14**	OLIMPIA TECSPORT	VW Golf MK2	2	8	51	**15**	**2:01.678**	6.456	0.124	113.9
36	**50**	RRB Competicion	Clio 1.8 16v	2	9	8	**5**	**2:01.961**	6.739	0.283	113.6
37	**37**	MSi Race Tech	Honda Civic	1	10	40	**16**	**2:01.977**	6.755	0.016	113.6
38	**35**	EVC	BMW E36 325i	3	19	48	**42**	**2:02.429**	7.207	0.452	113.2
39	**37**	MSi Race Tech	Honda Civic	1	11	54	**20**	**2:02.688**	7.466	0.259	112.9
40	**50**	RRB Competicion	Clio 1.8 16v	2	10	3	**2**	**2:02.719**	7.497	0.031	112.9
41	**35**	EVC	BMW E36 325i	3	20	11	**2**	**2:02.983**	7.761	0.264	112.6
42	**4**	B-MOVIE	BMW E36 320i	2	11	60	**22**	**2:03.081**	7.859	0.098	112.6
43	**54**	VINELIT RACING GRAPHICS	Peugeot 205	2	12	23	**12**	**2:03.157**	7.935	0.076	112.5
44	**14**	OLIMPIA TECSPORT	VW Golf MK2	2	13	8	**5**	**2:03.211**	7.989	0.054	112.4
45	**15**	PIKANTO RACING	SEAT TOLEDO	2	14	11	**9**	**2:03.332**	8.110	0.121	112.3
46	**9**	JDM MOTOR 1	BMW E30 325i	3	21	11	**9**	**2:03.424**	8.202	0.092	112.2
47	**31**	Primera Team	Nissan Primera	2	15	51	**21**	**2:03.489**	8.267	0.065	112.2
48	**46**	4 HOMBRES Y 1 MIATA	MAZDA MX5	2	16	30	**2**	**2:03.925**	8.703	0.436	111.8

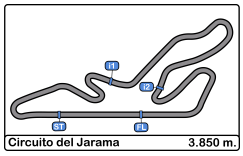

Circuito del Jarama
VI UV Endurance RACE Jarama
Carrera 4H
Clasificación Provisional por Vuelta Rápida de Piloto

Clas	Nº	Equipo	Vehiculo	Cat	Clas	N.V.	V.R.	Tiempo	Dif 1º	Dif Ant.	Km/h
49	**46**	4 HOMBRES Y 1 MIATA	MAZDA MX5	2	17	57	**6**	**2:03.955**	8.733	0.030	111.8
50	**31**	Primera Team	Nissan Primera	2	18	37	**2**	**2:03.975**	8.753	0.020	111.7
51	**8**	HLT MK3	VW Golf MK3	2	19	43	**23**	**2:04.292**	9.070	0.317	111.5
52	**37**	MSi Race Tech	Honda Civic	1	12	11	**6**	**2:04.371**	9.149	0.079	111.4
53	**46**	4 HOMBRES Y 1 MIATA	MAZDA MX5	2	20	11	**11**	**2:04.532**	9.310	0.161	111.2
54	**14**	OLIMPIA TECSPORT	VW Golf MK2	2	21	10	**5**	**2:04.602**	9.380	0.070	111.2
55	**34**	EB Racing	BMW E36 325i	3	22	11	**10**	**2:04.854**	9.632	0.252	111.0
56	**34**	EB Racing	BMW E36 325i	3	23	46	**4**	**2:04.972**	9.750	0.118	110.9
57	**55**	SABUESOS TEAM	BMW E36 320i	2	22	54	**42**	**2:05.222**	10.000	0.250	110.6
58	**33**	VAGSPEED MOTORSPORT	Citroen Saxo 8v	SAXO	1	52	**15**	**2:05.471**	10.249	0.249	110.4
59	**4**	B-MOVIE	BMW E36 320i	2	23	11	**10**	**2:05.507**	10.285	0.036	110.4
60	**8**	HLT MK3	VW Golf MK3	2	24	28	**4**	**2:05.733**	10.511	0.226	110.2
61	**5**	DE DIEGO MOTORSPORT	Citroen Saxo 1.6	SAXO	2	57	**55**	**2:05.742**	10.520	0.009	110.2
62	**58**	EFICAR TEAM SAXO	Citroen Saxo 1.6	SAXO	3	55	**11**	**2:05.829**	10.607	0.087	110.1
63	**44**	ALVITRUCKSPORT	CITROEN SAXO 1.6	SAXO	4	45	**42**	**2:05.876**	10.654	0.047	110.1
64	**8**	HLT MK3	VW Golf MK3	2	25	11	**6**	**2:06.139**	10.917	0.263	109.8
65	**4**	B-MOVIE	BMW E36 320i	2	26	38	**8**	**2:06.246**	11.024	0.107	109.7
66	**36**	VSR MOTORSPORT SAXO	Citroen Saxo 1.6	SAXO	5	11	**11**	**2:06.349**	11.127	0.103	109.6
67	**31**	Primera Team	Nissan Primera	2	27	11	**10**	**2:06.364**	11.142	0.015	109.6
68	**45**	Art Motorsport	Citroen Saxo 1.6	SAXO	6	54	**13**	**2:06.367**	11.145	0.003	109.6
69	**45**	Art Motorsport	Citroen Saxo 1.6	SAXO	7	37	**32**	**2:06.477**	11.255	0.110	109.5
70	**34**	EB Racing	BMW E36 325i	3	24	45	**10**	**2:06.494**	11.272	0.017	109.5
71	**36**	VSR MOTORSPORT SAXO	Citroen Saxo 1.6	SAXO	8	47	**17**	**2:06.558**	11.336	0.064	109.5
72	**36**	VSR MOTORSPORT SAXO	Citroen Saxo 1.6	SAXO	9	45	**3**	**2:06.611**	11.389	0.053	109.4
73	**56**	DANACAR	Citroen Saxo 1.6	SAXO	10	45	**4**	**2:06.742**	11.520	0.131	109.3
74	**44**	ALVITRUCKSPORT	CITROEN SAXO 1.6	SAXO	11	11	**2**	**2:06.816**	11.594	0.074	109.2
75	**56**	DANACAR	Citroen Saxo 1.6	SAXO	12	11	**10**	**2:06.855**	11.633	0.039	109.2
76	**58**	EFICAR TEAM SAXO	Citroen Saxo 1.6	SAXO	13	38	**13**	**2:06.856**	11.634	0.001	109.2
77	**44**	ALVITRUCKSPORT	CITROEN SAXO 1.6	SAXO	14	37	**4**	**2:06.914**	11.692	0.058	109.2
78	**58**	EFICAR TEAM SAXO	Citroen Saxo 1.6	SAXO	15	11	**6**	**2:06.952**	11.730	0.038	109.1
79	**42**	Fuñigators Team	Citroen Saxo 1.6	SAXO	16	30	**6**	**2:06.998**	11.776	0.046	109.1
80	**47**	ALFRA-CLIMALEC	Citroen Saxo 1.6	SAXO	17	47	**42**	**2:07.095**	11.873	0.097	109.0
81	**33**	VAGSPEED MOTORSPORT	Citroen Saxo 8v	SAXO	18	44	**3**	**2:07.188**	11.966	0.093	108.9
82	**5**	DE DIEGO MOTORSPORT	Citroen Saxo 1.6	SAXO	19	11	**7**	**2:07.207**	11.985	0.019	108.9
83	**33**	VAGSPEED MOTORSPORT	Citroen Saxo 8v	SAXO	20	11	**7**	**2:07.360**	12.138	0.153	108.8
84	**5**	DE DIEGO MOTORSPORT	Citroen Saxo 1.6	SAXO	21	39	**8**	**2:07.531**	12.309	0.171	108.6
85	**45**	Art Motorsport	Citroen Saxo 1.6	SAXO	22	11	**11**	**2:07.563**	12.341	0.032	108.6
86	**47**	ALFRA-CLIMALEC	Citroen Saxo 1.6	SAXO	23	41	**4**	**2:07.765**	12.543	0.202	108.4
87	**56**	DANACAR	Citroen Saxo 1.6	SAXO	24	51	**21**	**2:07.798**	12.576	0.033	108.4
88	**47**	ALFRA-CLIMALEC	Citroen Saxo 1.6	SAXO	25	11	**7**	**2:07.879**	12.657	0.081	108.3
89	**42**	Fuñigators Team	Citroen Saxo 1.6	SAXO	26	27	**5**	**2:07.891**	12.669	0.012	108.3
90	**51**	TMA-PADRISA-GTPERFORMANCE	Citroen Saxo 1.6	SAXO	27	11	**7**	**2:07.908**	12.686	0.017	108.3
91	**42**	Fuñigators Team	Citroen Saxo 1.6	SAXO	28	11	**7**	**2:08.070**	12.848	0.162	108.2
92	**51**	TMA-PADRISA-GTPERFORMANCE	Citroen Saxo 1.6	SAXO	29	22	**19**	**2:08.122**	12.900	0.052	108.1
93	**53**	ELADIO MOTOR	Citroen Saxo 1.6	SAXO	30	11	**6**	**2:08.333**	13.111	0.211	108.0
94	**51**	TMA-PADRISA-GTPERFORMANCE	Citroen Saxo 1.6	SAXO	31	27	**24**	**2:08.396**	13.174	0.063	107.9
95	**49**	AMAZON SPORT 2	VW Golf	2	28	51	**9**	**2:08.440**	13.218	0.044	107.9
96	**43**	CLEMENTE ARROYO	Citroen Saxo 1.6	SAXO	32	50	**44**	**2:08.617**	13.395	0.177	107.7

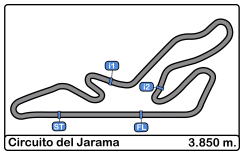

Circuito del Jarama
VI UV Endurance RACE Jarama
Carrera 4H
Clasificación Provisional por Vuelta Rápida de Piloto

Clas	Nº	Equipo	Vehiculo	Cat	Clas	N.V.	V.R.	Tiempo	Dif 1º	Dif Ant.	Km/h
97	**53**	ELADIO MOTOR	Citroen Saxo 1.6	SAXO	33	42	**19**	**2:08.788**	13.566	0.171	107.6
98	**55**	SABUESOS TEAM	BMW E36 320i	2	29	23	**17**	**2:08.909**	13.687	0.121	107.5
99	**39**	GT SPORT	Citroen Saxo 1.6	SAXO	34	42	**13**	**2:09.161**	13.939	0.252	107.3
100	**53**	ELADIO MOTOR	Citroen Saxo 1.6	SAXO	35	45	**13**	**2:09.168**	13.946	0.007	107.3
101	**49**	AMAZON SPORT 2	VW Golf	2	30	11	**11**	**2:09.693**	14.471	0.525	106.8
102	**48**	AMAZON SPORT 1	VW Golf	2	31	51	**47**	**2:09.828**	14.606	0.135	106.7
103	**55**	SABUESOS TEAM	BMW E36 320i	2	32	3	**2**	**2:10.050**	14.828	0.222	106.5
104	**52**	JL CRESPILLO TEAM	Citroen Saxo 1.6	SAXO	36	50	**12**	**2:10.412**	15.190	0.362	106.2
105	**43**	CLEMENTE ARROYO	Citroen Saxo 1.6	SAXO	37	38	**19**	**2:10.621**	15.399	0.209	106.1
106	**43**	CLEMENTE ARROYO	Citroen Saxo 1.6	SAXO	38	11	**11**	**2:10.627**	15.405	0.006	106.1
107	**39**	GT SPORT	Citroen Saxo 1.6	SAXO	39	10	**10**	**2:11.341**	16.119	0.714	105.5
108	**49**	AMAZON SPORT 2	VW Golf	2	33	39	**13**	**2:11.413**	16.191	0.072	105.4
109	**52**	JL CRESPILLO TEAM	Citroen Saxo 1.6	SAXO	40	10	**7**	**2:11.466**	16.244	0.053	105.4
110	**39**	GT SPORT	Citroen Saxo 1.6	SAXO	41	45	**17**	**2:11.513**	16.291	0.047	105.3
111	**52**	JL CRESPILLO TEAM	Citroen Saxo 1.6	SAXO	42	37	**33**	**2:11.589**	16.367	0.076	105.3
112	**48**	AMAZON SPORT 1	VW Golf	2	34	10	**3**	**2:15.303**	20.081	3.714	102.4
113	**48**	AMAZON SPORT 1	VW Golf	2	35	37	**7**	**2:15.603**	20.381	0.300	102.2
114	**40**	UV - TECSPORT	Citroen Saxo 1.6	SAXO	43	38	**37**	**2:15.826**	20.604	0.223	102.0
115	**40**	UV - TECSPORT	Citroen Saxo 1.6	SAXO	44	10	**10**	**2:16.592**	21.370	0.766	101.4
116	**38**	RACING for ALCALA	Toyota Aygo	AYGO	1	50	**46**	**2:17.522**	22.300	0.930	100.7
117	**38**	RACING for ALCALA	Toyota Aygo	AYGO	2	10	**5**	**2:18.513**	23.291	0.991	100.0
118	**60**	RIGA	Toyota Aygo	AYGO	3	46	**43**	**2:18.669**	23.447	0.156	99.9
119	**38**	RACING for ALCALA	Toyota Aygo	AYGO	4	35	**9**	**2:18.781**	23.559	0.112	99.8
120	**57**	EFICAR TEAM INFE	Toyota Aygo	AYGO	5	37	**4**	**2:18.817**	23.595	0.036	99.8
121	**60**	RIGA	Toyota Aygo	AYGO	6	39	**36**	**2:18.986**	23.764	0.169	99.7
122	**57**	EFICAR TEAM INFE	Toyota Aygo	AYGO	7	51	**49**	**2:19.164**	23.942	0.178	99.5
123	**57**	EFICAR TEAM INFE	Toyota Aygo	AYGO	8	10	**9**	**2:19.205**	23.983	0.041	99.5
124	**26**	KOBE MOTOR	Toyota Aygo	AYGO	9	41	**16**	**2:19.383**	24.161	0.178	99.4
125	**59**	EFICAR TEAM, LOQUIMAY TEAM	Toyota Aygo	AYGO	10	37	**24**	**2:19.824**	24.602	0.441	99.1
126	**26**	KOBE MOTOR	Toyota Aygo	AYGO	11	43	**5**	**2:19.929**	24.707	0.105	99.0
127	**59**	EFICAR TEAM, LOQUIMAY TEAM	Toyota Aygo	AYGO	12	51	**8**	**2:19.944**	24.722	0.015	99.0
128	**26**	KOBE MOTOR	Toyota Aygo	AYGO	13	10	**6**	**2:20.048**	24.826	0.104	98.9
129	**59**	EFICAR TEAM, LOQUIMAY TEAM	Toyota Aygo	AYGO	14	10	**6**	**2:20.351**	25.129	0.303	98.7
130	**40**	UV - TECSPORT	Citroen Saxo 1.6	SAXO	45	47	**35**	**2:20.446**	25.224	0.095	98.6
131	**60**	RIGA	Toyota Aygo	AYGO	15	9	**2**	**2:26.840**	31.618	6.394	94.3

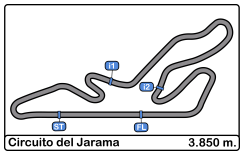

Circuito del Jarama
VI UV Endurance RACE Jarama
Carrera 4H
Distancia y Velocidad Media

Clas	Nº	Equipo	Vehiculo	Cat	Clas	N.V.	Distancia	Tiempo Total	Km/h
1	**16**	RRO RACING	BMW E36 325i	3	1	113	**435.05**	**4:00:42.268**	108.4
2	**19**	RACING TO ENJOY 1	BMW E36 325i	3	2	113	**435.05**	**4:01:06.808**	108.2
3	**21**	BOYACÁ VSR	BMW E36 325i	3	3	112	**431.20**	**4:00:55.263**	107.3
4	**1**	ASAP RACING	Honda Civic	1	1	111	**427.35**	**4:01:25.134**	106.2
5	**18**	VSR MOTORSPORT 1	BMW E36 325i	3	4	110	**423.50**	**4:02:34.823**	104.7
6	**41**	ÚLTIMA VUELTA	Citroen AX	1	2	109	**419.65**	**4:01:26.415**	104.2
7	**4**	B-MOVIE	BMW E36 320i	2	1	109	**419.65**	**4:01:41.764**	104.1
8	**35**	EVC	BMW E36 325i	3	5	109	**419.65**	**4:01:51.886**	104.1
9	**9**	JDM MOTOR 1	BMW E30 325i	3	6	107	**411.95**	**4:00:58.167**	102.5
10	**5**	DE DIEGO MOTORSPORT	Citroen Saxo 1.6	SAX	1	107	**411.95**	**4:01:52.524**	102.1
11	**33**	VAGSPEED MOTORSPORT	Citroen Saxo 8v	SAX	2	107	**411.95**	**4:01:53.350**	102.1
12	**56**	DANACAR	Citroen Saxo 1.6	SAX	3	107	**411.95**	**4:02:47.632**	101.8
13	**37**	MSi Race Tech	Honda Civic	1	3	105	**404.25**	**3:53:12.863**	104.0
14	**15**	PIKANTO RACING	SEAT TOLEDO	2	2	105	**404.25**	**4:00:43.526**	100.7
15	**58**	EFICAR TEAM SAXO	Citroen Saxo 1.6	SAX	4	104	**400.40**	**3:56:02.982**	101.7
16	**36**	VSR MOTORSPORT SAXO	Citroen Saxo 1.6	SAX	5	103	**396.55**	**4:02:16.158**	98.2
17	**34**	EB Racing	BMW E36 325i	3	7	102	**392.70**	**4:00:42.486**	97.8
18	**45**	Art Motorsport	Citroen Saxo 1.6	SAX	6	102	**392.70**	**4:01:48.562**	97.4
19	**49**	AMAZON SPORT 2	VW Golf	2	3	101	**388.85**	**4:02:51.627**	96.0
20	**6**	DEYSCOM	CITROEN AX	1	4	100	**385.00**	**4:02:16.846**	95.3
21	**43**	CLEMENTE ARROYO	Citroen Saxo 1.6	SAX	7	99	**381.15**	**4:02:16.131**	94.3
22	**31**	Primera Team	Nissan Primera	2	4	99	**381.15**	**4:02:26.452**	94.3
23	**46**	4 HOMBRES Y 1 MIATA	MAZDA MX5	2	5	98	**377.30**	**3:59:41.885**	94.4
24	**57**	EFICAR TEAM INFE	Toyota Aygo	AYG	1	98	**377.30**	**4:01:36.445**	93.6
25	**59**	EFICAR TEAM, LOQUIMAY	Toyota Aygo	AYG	2	98	**377.30**	**4:02:09.006**	93.4
26	**48**	AMAZON SPORT 1	VW Golf	2	6	98	**377.30**	**4:02:12.010**	93.4
27	**53**	ELADIO MOTOR	Citroen Saxo 1.6	SAX	8	98	**377.30**	**4:02:47.843**	93.2
28	**52**	JL CRESPILLO TEAM	Citroen Saxo 1.6	SAX	9	97	**373.45**	**4:00:48.555**	93.0
29	**47**	ALFRA-CLIMALEC	Citroen Saxo 1.6	SAX	10	97	**373.45**	**4:02:16.391**	92.4
30	**39**	GT SPORT	Citroen Saxo 1.6	SAX	11	97	**373.45**	**4:02:21.780**	92.4
31	**40**	UV - TECSPORT	Citroen Saxo 1.6	SAX	12	95	**365.75**	**4:01:27.282**	90.8
32	**38**	RACING for ALCALA	Toyota Aygo	AYG	3	95	**365.75**	**4:01:32.968**	90.8
33	**60**	RIGA	Toyota Aygo	AYG	4	94	**361.90**	**4:01:40.884**	89.8
34	**26**	KOBE MOTOR	Toyota Aygo	AYG	5	94	**361.90**	**4:01:45.493**	89.8
35	**44**	ALVITRUCKSPORT	CITROEN SAXO 1.6	SAX	13	93	**358.05**	**4:01:32.505**	88.9
36	**2**	4 TEAM	BMW 318	2	7	88	**338.80**	**3:52:28.577**	87.4
	No clasificados: (Requerimiento: 75% del numero de vueltas del lider = 85 Vueltas)								
	8	HLT MK3	VW Golf MK3	2	8	82	**315.70**	**3:52:51.070**	81.3
	55	SABUESOS TEAM	BMW E36 320i	2	9	80	**308.00**	**4:02:18.204**	76.2
	10	JDM MOTOR 2	BMW E36 325i	3	8	78	**300.30**	**2:46:26.694**	108.2

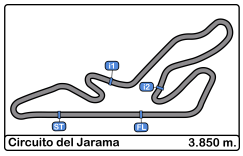

Circuito del Jarama
VI UV Endurance RACE Jarama
Carrera 4H
Distancia y Velocidad Media

Clas	Nº	Equipo	Vehiculo	Cat	Clas	N.V.	Distancia	Tiempo Total	Km/h
	54	VINELIT RACING GRAPHICS	Peugeot 205	2	10	72	**277.20**	**2:41:08.785**	103.2
	14	OLIMPIA TECSPORT	VW Golf MK2	2	11	69	**265.65**	**2:57:59.499**	89.5
	42	Fuñigators Team	Citroen Saxo 1.6	SAX	14	68	**261.80**	**3:29:55.290**	74.8
	51	TMA-PADRISA-	Citroen Saxo 1.6	SAX	15	60	**231.00**	**2:25:24.707**	95.3
	50	RRB Competicion	Clio 1.8 16v	2	12	11	**42.35**	**49:40.700**	51.1

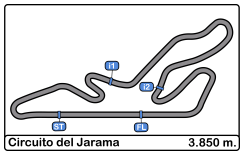

Circuito del Jarama
VI UV Endurance RACE Jarama
Carrera 4H
Tiempos Por Vuelta

1 — 1 ASAP RACING — Honda Civic

1 — 2 ASAP RACING — ANDRES SANCHEZ PEREZ

Vta	D	Tiempo	Sector 1	Sector 2	Sector 3	V.Max	Elapsed
1		2:25.947	1:06.389	44.406	35.152	151.0	2:25.947
2		2:06.088	48.797	42.342	34.949	175.3	4:32.035
3		2:05.455	47.719	43.070	34.666	189.1	6:37.490
4		2:03.650	48.177	41.235	34.238	179.1	8:41.140
5		2:07.301	50.242	42.558	34.501	176.4	10:48.441
6		2:02.051	47.133	40.961	33.957	186.5	12:50.492
7		2:02.612	46.899	41.371	34.342	183.9	14:53.104
8		2:02.236	46.791	41.010	34.435	189.4	16:55.340
9		2:01.659	46.915	40.886	33.858	186.8	18:56.999
10		2:02.480	47.222	41.190	34.068	186.2	20:59.479
11		2:01.317	46.589	40.687	34.041	186.5	23:00.796
12	1	2:01.314	46.868	40.678	33.768	186.2	25:02.110
13	1	2:01.830	46.652	41.538	33.640	185.2	27:03.940
14	1	2:00.395	46.514	40.272	33.609	189.8	29:04.335
15	1	2:02.397	47.628	41.099	33.670	183.3	31:06.732
16	1	2:02.072	46.702	41.398	33.972	187.1	33:08.804
17	1	2:02.305	47.336	41.136	33.833	187.8	35:11.109
18	1	2:02.976	47.650	40.633	34.693	179.7	37:14.085
19	1	2:01.486	46.802	40.741	33.943	183.3	39:15.571
20	1	2:01.538	46.566	41.121	33.851	189.4	41:17.109
21	1	2:00.176	46.466	40.372	33.338	190.4	43:17.285
22	1	2:01.983	46.951	40.701	34.331	191.4	45:19.268
23	1	2:02.464	47.062	40.777	34.625	187.1	47:21.732
24	1	2:01.814	46.462	41.722	33.630	190.1	49:23.546
25	1	2:02.621	46.384	42.124	34.113	189.8	51:26.167
26	1	2:04.850	47.482	42.135	35.233	187.8	53:31.017
27	1	2:02.348	46.645	41.949	33.754	188.8	55:33.365
28	1	2:02.254	47.075	40.898	34.281	186.5	57:35.619
29	1	2:09.848 P	47.307	41.377	41.164	183.3	59:45.467
30	2	4:03.406	2:47.436	41.189	34.781	94.6	1:03:48.873
31	2	2:01.217	46.498	40.603	34.116	182.1	1:05:50.090
32	2	2:01.017	46.704	40.608	33.705	176.7	1:07:51.107
33	2	2:02.669	46.913	42.088	33.668	190.4	1:09:53.776
34	2	2:31.848	49.381	1:07.316	35.151	189.1	1:12:25.624
35	2	2:02.147	47.722	40.638	33.787	179.1	1:14:27.771
36	2	2:03.153	47.717	41.328	34.108	180.6	1:16:30.924
37	2	2:01.331	47.050	40.411	33.870	185.5	1:18:32.255
38	2	2:01.466	46.927	40.595	33.944	177.0	1:20:33.721
39	2	2:01.440	46.966	40.688	33.786	182.7	1:22:35.161
40	2	2:01.259	46.393	41.338	33.528	190.8	1:24:36.420
41	2	2:01.488	46.492	41.326	33.670	188.4	1:26:37.908
42	2	2:01.332	46.503	40.676	34.153	188.8	1:28:39.240
43	2	2:02.214	47.691	40.646	33.877	164.6	1:30:41.454
44	2	2:00.835	46.364	40.695	33.776	189.8	1:32:42.289
45	2	2:01.792	46.480	41.510	33.802	187.5	1:34:44.081
46	2	2:01.774	46.493	41.519	33.762	188.8	1:36:45.855
47	2	2:01.019	46.665	40.739	33.615	169.5	1:38:46.874
48	2	2:01.174	46.397	41.137	33.640	186.8	1:40:48.048
49	2	2:02.130	47.947	40.569	33.614	174.4	1:42:50.178
50	2	2:01.312	46.522	41.254	33.536	192.1	1:44:51.490
51	2	2:00.206	46.264	40.586	33.356	184.3	1:46:51.696
52	2	2:00.435	46.859	40.355	33.221	184.9	1:48:52.131
53	2	2:02.637	46.528	41.202	34.907	185.8	1:50:54.768
54	2	2:01.572	46.693	41.308	33.571	176.7	1:52:56.340
55	2	2:05.587	46.854	41.117	37.616	188.8	1:55:01.927
56	2	6:03.946 P	47.547	40.941	4:35.458	175.6	2:01:05.873
57	1	5:25.896	4:04.872	44.789	36.235	84.1	2:06:31.769
58	1	2:07.694	48.939	43.703	35.052	171.1	2:08:39.463
59	1	2:06.576	49.036	42.306	35.234	170.8	2:10:46.039
60	1	2:06.647	49.331	42.143	35.173	157.2	2:12:52.686
61	1	2:04.628	48.210	41.801	34.617	165.8	2:14:57.314
62	1	2:05.045	48.072	42.133	34.840	165.3	2:17:02.359
63	1	2:06.930	49.360	42.081	35.489	159.0	2:19:09.289
64	1	2:05.478	48.361	42.319	34.798	167.4	2:21:14.767
65	1	2:07.229	49.570	43.114	34.545	170.3	2:23:21.996
66	1	2:04.048	47.426	42.083	34.539	176.7	2:25:26.044
67	1	2:05.115	48.897	41.970	34.248	155.3	2:27:31.159
68	1	2:04.457	47.229	42.610	34.618	187.5	2:29:35.616
69	1	2:03.933	47.848	41.720	34.365	184.3	2:31:39.549
70	1	2:05.324	47.936	42.842	34.546	169.2	2:33:44.873
71	1	2:04.006	47.744	42.004	34.258	169.5	2:35:48.879
72	1	2:05.511	47.706	42.939	34.866	167.7	2:37:54.390
73	1	2:04.561	47.824	42.021	34.716	171.4	2:39:58.951
74	1	2:06.593	48.229	43.090	35.274	170.3	2:42:05.544
75	1	2:05.258	48.746	41.728	34.784	167.7	2:44:10.802
76	1	2:05.288	47.221	41.740	36.327	182.1	2:46:16.090
77	1	2:05.121	47.756	42.010	35.355	174.1	2:48:21.211
78	1	2:08.143	49.016	45.013	34.114	167.9	2:50:29.354
79	1	2:03.417	47.459	41.518	34.440	174.1	2:52:32.771
80	1	2:04.737	48.003	42.553	34.181	162.1	2:54:37.508
81	1	2:21.889 P	50.571	46.616	44.702	153.4	2:56:59.397
82	2	4:07.117	2:49.895	42.277	34.945	90.5	3:01:06.514
83	2	2:03.595	47.643	41.667	34.285	180.9	3:03:10.109
84	2	2:03.049	46.960	41.439	34.650	180.9	3:05:13.158
85	2	2:02.757	47.754	41.262	33.741	187.5	3:07:15.915
86	2	2:02.727	46.766	40.493	35.468	180.9	3:09:18.642
87	2	2:02.604	47.355	40.804	34.445	178.8	3:11:21.246
88	2	2:01.697	46.883	41.024	33.790	187.1	3:13:22.943
89	2	2:01.278	46.915	40.855	33.508	165.8	3:15:24.221
90	2	2:01.516	46.868	40.898	33.750	182.1	3:17:25.737
91	2	2:02.357	46.722	41.308	34.327	188.4	3:19:28.094
92	2	2:02.181	46.620	41.195	34.366	183.6	3:21:30.275
93	2	2:01.681	46.913	40.647	34.121	187.8	3:23:31.956
94	2	2:02.201	46.589	41.506	34.106	191.1	3:25:34.157
95	2	2:02.202	47.076	41.075	34.051	184.9	3:27:36.359
96	2	2:03.199	46.603	42.868	33.728	189.8	3:29:39.558
97	2	2:02.023	46.612	41.119	34.292	188.1	3:31:41.581
98	2	2:02.839	47.079	41.775	33.985	174.4	3:33:44.420
99	2	2:02.259	47.313	41.104	33.842	171.1	3:35:46.679
100	2	2:02.242	46.908	41.051	34.283	177.9	3:37:48.921
101	2	2:01.716	46.904	40.559	34.253	188.1	3:39:50.637
102	2	2:07.422 P	46.426	40.811	40.185	181.5	3:41:58.059
103	1	2:33.096	1:05.907	41.489	45.700	92.3	3:44:31.155
104	1	2:33.605	1:02.168	49.592	41.845	110.2	3:47:04.760
105	1	2:02.243	47.034	41.328	33.881	180.6	3:49:07.003
106	1	2:01.674	46.027	41.735	33.912	189.8	3:51:08.677
107	1	2:02.243	47.170	40.721	34.352	185.5	3:53:10.920
108	1	2:02.700	46.790	41.288	34.622	180.6	3:55:13.620
109	1	2:05.957	46.861	42.570	36.526	182.4	3:57:19.577
110	1	2:05.056	48.204	42.448	34.404	171.7	3:59:24.633
111	1	2:00.501	46.203	40.589	33.709	189.4	4:01:25.134

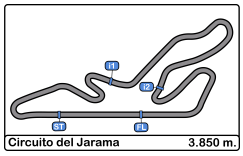

Circuito del Jarama
VI UV Endurance RACE Jarama
Carrera 4H
Tiempos Por Vuelta

2

1 4 TEAM — BMW 318

2 — 2 4 TEAM — C.D.E. DEYSCOM SPORT

Vta	D	Tiempo		Sector 1	Sector 2	Sector 3	V.Max	Elapsed
1		2:09.170		55.016	40.748	33.406	163.1	2:09.170
2		1:59.877		46.346	40.091	33.440	180.3	4:09.047
3		1:59.738		45.984	40.289	33.465	186.2	6:08.785
4		2:00.477		46.289	40.630	33.558	180.0	8:09.262
5		2:00.831		46.514	40.416	33.901	185.2	10:10.093
6		1:59.644		46.086	40.095	33.463	183.6	12:09.737
7		1:59.856		45.937	40.334	33.585	189.4	14:09.593
8		1:59.528		45.786	40.095	33.647	188.4	16:09.121
9		1:59.461		45.893	40.112	33.456	188.8	18:08.582
10		1:59.534		45.974	39.824	33.736	187.5	20:08.116
11		1:59.679		45.935	39.985	33.759	188.1	22:07.795
12		2:00.109		46.271	40.125	33.713	187.5	24:07.904
13	1	2:04.314		47.053	42.292	34.969	171.4	26:12.218
14	1	2:01.413		46.164	41.235	34.014	185.8	28:13.631
15	1	2:01.943		47.425	41.101	33.417	156.9	30:15.574
16	1	2:00.140		46.516	40.094	33.530	187.8	32:15.714
17	1	2:00.997		46.476	40.736	33.785	184.9	34:16.711
18	1	2:01.287		46.620	40.713	33.954	182.1	36:17.998
19	1	2:02.018		46.712	41.438	33.868	183.9	38:20.016
20	1	2:00.952		45.861	40.955	34.136	187.5	40:20.968
21	1	2:00.306		45.890	40.673	33.743	185.8	42:21.274
22	1	2:02.418		47.189	41.304	33.925	192.1	44:23.692
23	1	2:02.448		47.396	41.038	34.014	182.7	46:26.140
24	1	2:00.519		46.027	40.703	33.789	186.2	48:26.659
25	1	2:01.675		47.389	40.594	33.692	156.7	50:28.334
26	1	1:59.501		45.727	40.116	33.658	189.8	52:27.835
27	1	2:06.798	P	45.622	40.035	41.141	189.4	54:34.633
28	2	4:37.271		3:21.643	41.283	34.345	93.5	59:11.904
29	2	2:03.033		46.859	42.080	34.094	185.2	1:01:14.937
30	2	2:01.438		46.482	40.732	34.224	186.2	1:03:16.375
31	2	2:01.333		46.406	40.733	34.194	184.9	1:05:17.708
32	2	2:00.819		46.393	40.463	33.963	183.0	1:07:18.527
33	2	2:00.930		46.343	40.746	33.841	186.8	1:09:19.457
34	2	2:01.154		46.242	41.034	33.878	186.2	1:11:20.611
35	2	2:01.409		46.059	40.151	35.199	187.1	1:13:22.020
36	2	2:01.550		46.599	40.571	34.380	182.7	1:15:23.570
37	2	2:00.872		46.686	40.355	33.831	170.0	1:17:24.442
38	2	2:00.128		46.120	40.034	33.974	187.8	1:19:24.570
39	2	2:02.941		46.386	41.663	34.892	189.8	1:21:27.511
40	2	2:04.149		46.539	42.595	35.015	187.8	1:23:31.660
41	2	2:02.225		47.655	40.370	34.200	181.2	1:25:33.885
42	2	2:00.645		46.240	39.986	34.419	186.2	1:27:34.530
43	2	2:01.025		46.578	40.598	33.849	182.7	1:29:35.555
44	2	2:01.656		47.116	40.597	33.943	179.7	1:31:37.211
45	2	2:00.440		46.361	40.059	34.020	189.1	1:33:37.651
46	2	2:02.023		46.628	41.399	33.996	188.1	1:35:39.674
47	2	1:59.723		45.990	40.208	33.525	189.1	1:37:39.397
48	2	2:00.935		46.071	40.290	34.574	184.6	1:39:40.332
49	2	4:48.363	P	54.088	54.455	2:59.820	168.4	1:44:28.695
50	1	5:25.373		4:03.686	44.890	36.797	86.8	1:49:54.068
51	1	2:10.689		49.690	44.822	36.177	159.7	1:52:04.757
52	1	2:10.805		49.845	44.547	36.413	162.4	1:54:15.562
53	1	2:10.635		49.569	44.594	36.472	159.5	1:56:26.197
54	1	2:10.317		49.415	44.550	36.352	160.4	1:58:36.514
55	1	2:11.220		49.735	44.872	36.613	161.1	2:00:47.734
56	1	2:10.633		49.230	44.391	37.012	165.1	2:02:58.367
57	1	2:10.736		49.444	44.792	36.500	160.7	2:05:09.103
58	1	2:10.037		49.378	44.248	36.411	161.9	2:07:19.140
59	1	2:10.231		49.270	44.539	36.422	163.3	2:09:29.371
60	1	2:09.610		49.155	44.214	36.241	163.8	2:11:38.981
61	1	2:09.892		49.067	44.618	36.207	165.8	2:13:48.873
62	1	2:10.486		49.586	44.430	36.470	162.1	2:15:59.359
63	1	2:11.160		50.079	44.583	36.498	161.4	2:18:10.519
64	1	2:11.166		49.848	44.924	36.394	159.0	2:20:21.685
65	1	2:10.756		49.912	44.487	36.357	159.0	2:22:32.441
66	1	2:10.395		49.310	44.725	36.360	160.4	2:24:42.836
67	1	2:11.647		49.744	45.745	36.158	162.6	2:26:54.483
68	1	2:10.047		49.788	44.213	36.046	163.1	2:29:04.530
69	1	2:09.954		49.310	44.460	36.184	162.8	2:31:14.484
70	1	2:11.103		50.687	44.306	36.110	161.4	2:33:25.587
71	1	2:09.929		49.343	44.562	36.024	163.6	2:35:35.516
72	1	2:09.923		49.345	44.423	36.155	160.2	2:37:45.439
73	1	2:09.819		49.433	43.987	36.399	164.3	2:39:55.258
74	1	2:10.346		49.602	44.529	36.215	162.1	2:42:05.604
75	1	2:09.952		49.488	44.452	36.012	162.1	2:44:15.556
76	1	2:09.038		49.153	44.078	35.807	164.3	2:46:24.594
77	1	2:09.763		49.125	44.703	35.935	163.1	2:48:34.357
78	1	4:43.062	P	50.154	43.960	3:08.948	164.3	2:53:17.419
79	2	8:22.112		6:57.382	47.893	36.837	84.8	3:01:39.531
80	2	2:14.988		50.594	46.452	37.942	166.9	3:03:54.519
81	2	2:10.974		49.409	44.971	36.594	166.1	3:06:05.493
82	2	2:10.493		50.030	44.475	35.988	163.3	3:08:15.986
83	2	2:10.322		49.521	44.028	36.773	166.9	3:10:26.308
84	2	2:09.552		49.368	44.370	35.814	164.1	3:12:35.860
85	2	2:12.718		48.877	44.386	39.455	166.9	3:14:48.578
86	2	2:26.874		55.573	49.653	41.648	125.8	3:17:15.452
87	2	32:48.117		31:22.768	47.120	38.229	82.2	3:50:03.569
88	2	2:25.008	P	50.837	46.796	47.375	152.1	3:52:28.577

4

1 B-MOVIE — BMW E36 320i

2 — 2 B-MOVIE — ULTIMA VUELTA

Vta	D	Tiempo	Sector 1	Sector 2	Sector 3	V.Max	Elapsed
1		2:18.671	59.352	43.539	35.780	155.6	2:18.671
2		2:07.764	48.937	43.069	35.758	173.9	4:26.435
3		2:06.994	48.609	42.591	35.794	182.7	6:33.429
4		2:07.538	48.821	42.774	35.943	184.6	8:40.967
5		2:09.741	49.999	43.179	36.563	183.0	10:50.708
6		2:06.363	48.189	42.603	35.571	180.6	12:57.071
7		2:07.051	48.683	43.213	35.155	182.4	15:04.122
8		2:06.047	47.805	42.855	35.387	177.9	17:10.169
9		2:05.510	47.843	42.499	35.168	184.3	19:15.679
10		2:05.507	47.529	42.850	35.128	185.2	21:21.186
11		2:05.938	47.931	42.627	35.380	179.7	23:27.124
12	1	2:06.592	48.467	43.128	34.997	177.9	25:33.716
13	1	2:06.257	48.105	42.767	35.385	177.9	27:39.973
14	1	2:06.538	48.742	42.566	35.230	178.8	29:46.511
15	1	2:07.423	48.576	43.509	35.338	183.9	31:53.934
16	1	2:07.382	49.043	42.523	35.816	184.3	34:01.316
17	1	2:06.588	48.207	42.750	35.631	186.2	36:07.904
18	1	2:07.711	48.669	43.032	36.010	178.2	38:15.615
19	1	2:06.246	47.863	42.730	35.653	182.7	40:21.861
20	1	2:22.667	1:02.155	45.127	35.385	179.7	42:44.528
21	1	2:07.296	48.469	42.886	35.941	172.2	44:51.824
22	1	2:15.480	55.588	44.233	35.659	178.8	47:07.304

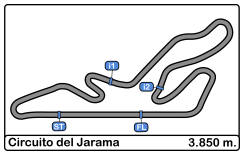

Circuito del Jarama
VI UV Endurance RACE Jarama
Carrera 4H
Tiempos Por Vuelta

23	1	2:07.983		49.006	43.386	35.591	172.2	49:15.287	81	2	2:06.343	48.005	42.167	36.171	177.6	3:02:51.473
24	1	2:08.685		49.289	43.753	35.643	170.8	51:23.972	82	2	2:05.571	48.168	42.055	35.348	173.6	3:04:57.044
25	1	2:06.948		48.616	42.777	35.555	167.1	53:30.920	83	2	2:06.962	49.021	42.490	35.451	162.1	3:07:04.006
26	1	2:07.227		48.782	43.046	35.399	180.3	55:38.147	84	2	2:04.963	47.805	42.591	34.567	182.4	3:09:08.969
27	1	2:08.159		48.871	43.097	36.191	173.6	57:46.306	85	2	2:05.266	47.867	42.494	34.905	164.3	3:11:14.235
28	1	2:16.314	P	49.340	43.915	43.059	168.2	1:00:02.620	86	2	2:06.479	48.436	42.600	35.443	157.8	3:13:20.714
29	2	4:15.669		2:57.644	42.167	35.858	91.6	1:04:18.289	87	2	2:05.130	48.390	42.330	34.410	171.1	3:15:25.844
30	2	2:05.042		47.679	42.184	35.179	180.3	1:06:23.331	88	2	2:03.428	47.171	41.776	34.481	187.1	3:17:29.272
31	2	2:04.937		47.920	42.077	34.940	182.4	1:08:28.268	89	2	2:04.014	47.638	41.794	34.582	184.9	3:19:33.286
32	2	2:03.658		47.329	41.699	34.630	185.8	1:10:31.926	90	2	2:04.532	47.973	41.794	34.765	175.3	3:21:37.818
33	2	2:03.843		47.083	41.938	34.822	187.1	1:12:35.769	91	2	2:04.497	47.766	41.828	34.903	170.3	3:23:42.315
34	2	2:04.096		48.019	41.458	34.619	177.9	1:14:39.865	92	2	2:03.688	47.456	41.730	34.502	181.5	3:25:46.003
35	2	2:03.480		47.136	41.687	34.657	186.2	1:16:43.345	93	2	2:05.179	48.534	41.696	34.949	183.6	3:27:51.182
36	2	2:03.850		47.053	41.756	35.041	184.9	1:18:47.195	94	2	2:04.061	47.304	41.990	34.767	184.9	3:29:55.243
37	2	2:03.530		47.041	41.670	34.819	185.5	1:20:50.725	95	2	2:03.437	47.155	41.664	34.618	180.6	3:31:58.680
38	2	2:03.802		47.256	41.775	34.771	185.8	1:22:54.527	96	2	2:04.634	48.052		2:39.252	176.1	3:34:03.314
39	2	2:03.950		47.458	41.740	34.752	179.7	1:24:58.477	97	2	2:03.683	47.040	41.960	34.683	183.3	3:36:06.997
40	2	2:04.851		47.526	42.144	35.181	189.1	1:27:03.328	98	2	2:04.926	47.317		2:39.609	181.5	3:38:11.923
41	2	2:04.857		47.526	42.426	34.905	184.9	1:29:08.185	99	2	2:04.685	47.332	41.632	35.721	179.7	3:40:16.608
42	2	2:03.668		47.031	41.858	34.779	187.1	1:31:11.853	100	2	2:03.985	47.469	41.686	34.830	179.7	3:42:20.593
43	2	2:05.836		47.486	43.114	35.236	186.5	1:33:17.689	101	2	2:14.976	47.104	46.517	41.355	180.3	3:44:35.569
44	2	2:03.499		46.973	41.816	34.710	183.6	1:35:21.188	102	2	2:36.834	1:07.357	50.831	38.646	79.8	3:47:12.403
45	2	2:03.575		47.201	41.810	34.564	186.2	1:37:24.763	103	2	2:04.430	47.619	42.173	34.638	179.4	3:49:16.833
46	2	2:03.889		47.461		2:38.453	184.9	1:39:28.652	104	2	2:04.531	47.221	41.880	35.430	186.8	3:51:21.364
47	2	2:03.468		47.302	41.597	34.569	183.3	1:41:32.120	105	2	2:04.287	47.224	42.514	34.549	175.6	3:53:25.651
48	2	2:05.349		49.615	41.476	34.258	163.1	1:43:37.469	106	2	2:03.753	47.442	41.889	34.422	187.8	3:55:29.404
49	2	2:03.957		46.950	41.477	35.530	186.8	1:45:41.426	107	2	2:04.146	47.522	42.052	34.572	180.3	3:57:33.550
50	2	2:03.081		46.975	41.538	34.568	188.1	1:47:44.507	108	2	2:04.272	47.484	42.123	34.665	181.5	3:59:37.822
51	2	2:03.387		47.391	41.588	34.408	186.5	1:49:47.894	109	2	2:03.942	47.360	42.234	34.348	176.7	4:01:41.764
52	2	2:03.655		47.080	41.592	34.983	183.0	1:51:51.549								
53	2	2:03.447		47.218	41.649	34.580	181.2	1:53:54.996								
54	2	2:03.825		47.410	41.726	34.689	182.4	1:55:58.821								
55	2	2:04.507		47.279	41.720	35.508	176.1	1:58:03.328								
56	2	2:04.103		47.540	41.898	34.665	177.3	2:00:07.431								
57	2	2:04.041		47.137	42.210	34.694	181.2	2:02:11.472								
58	2	4:48.920	P	47.465	42.161	3:19.294	179.4	2:07:00.392								
59	1	5:59.939		4:38.881	44.590	36.468	83.6	2:13:00.331								
60	1	2:10.070		49.791	44.174	36.105	165.8	2:15:10.401								
61	1	2:09.664		49.032	44.677	35.955	173.9	2:17:20.065								
62	1	2:09.925		49.653	44.414	35.858	172.8	2:19:29.990								
63	1	2:11.022		49.831	43.338	37.853	171.4	2:21:41.012								
64	1	2:10.531		50.210	43.852	36.469	164.6	2:23:51.543								
65	1	2:08.126		49.031	43.050	36.045	175.8	2:25:59.669								
66	1	2:08.851		49.378	43.422	36.051	174.4	2:28:08.520								
67	1	2:08.644		49.409	42.746	36.489	177.6	2:30:17.164								
68	1	2:10.148		48.412	44.078	37.658	181.2	2:32:27.312								
69	1	2:09.351		49.843	43.718	35.790	171.1	2:34:36.663								
70	1	2:09.835		49.248	44.412	36.175	177.0	2:36:46.498								
71	1	2:07.857		48.457	43.188	36.212	175.8	2:38:54.355								
72	1	2:09.634		49.321	43.504	36.809	172.2	2:41:03.989								
73	1	2:07.141		48.762	42.639	35.740	175.0	2:43:11.130								
74	1	2:08.199		49.460	42.908	35.831	176.1	2:45:19.329								
75	1	2:08.572		48.706	43.653	36.213	171.7	2:47:27.901								
76	1	2:09.077		49.332	43.489	36.256	174.4	2:49:36.978								
77	1	2:08.411		49.095	43.396	35.920	169.5	2:51:45.389								
78	1	2:08.587		49.544	43.418	35.625	166.9	2:53:53.976								
79	1	2:18.063	P	49.329	43.921	44.813	158.5	2:56:12.039								
80	2	4:33.091		3:15.380	42.672	35.039	84.5	3:00:45.130								

5 — SAXO

1 DE DIEGO MOTORSPORT — Citroen Saxo 1.6

2 DE DIEGO MOTORSPORT — ULTIMA VUELTA

Vta	D	Tiempo	Sector 1	Sector 2	Sector 3	V.Max	Elapsed
1		2:20.114	1:00.327	43.801	35.986	149.7	2:20.114
2		2:08.585	48.808	43.752	36.025	175.0	4:28.699
3		2:08.935	48.677	43.941	36.317	176.7	6:37.634
4		2:09.405	49.220	43.553	36.632	176.1	8:47.039
5		2:07.865	48.317	43.620	35.928	176.4	10:54.904
6		2:08.808	48.893	44.165	35.750	175.0	13:03.712
7		2:07.207	48.374	43.051	35.782	174.7	15:10.919
8		2:07.584	48.313	43.329	35.942	175.3	17:18.503
9		2:08.103	48.609	43.478	36.016	175.8	19:26.606
10		2:08.368	48.466	43.677	36.225	174.1	21:34.974
11		2:08.427	48.766	43.394	36.267	174.7	23:43.401
12	1	2:08.965	48.653	43.893	36.419	171.9	25:52.366
13	1	2:09.011	49.239	43.601	36.171	173.3	28:01.377
14	1	2:08.670	48.880	43.573	36.217	171.4	30:10.047
15	1	2:09.399	49.202	43.577	36.620	171.4	32:19.446
16	1	2:09.779	49.456	43.905	36.418	172.2	34:29.225
17	1	2:07.936	48.498	43.353	36.085	172.2	36:37.161
18	1	2:08.420	48.907	43.230	36.283	171.7	38:45.581
19	1	2:07.531	48.516	43.078	35.937	170.8	40:53.112
20	1	2:08.172	48.644	43.217	36.311	170.8	43:01.284
21	1	2:08.322	48.639	43.364	36.319	172.2	45:09.606
22	1	2:07.992	48.630	43.410	35.952	173.0	47:17.598
23	1	2:07.711	48.630	43.114	35.967	172.5	49:25.309
24	1	2:07.684	48.498	43.207	35.979	173.6	51:32.993
25	1	2:07.576	48.419	43.102	36.055	173.3	53:40.569

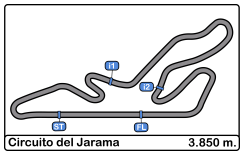

Circuito del Jarama
VI UV Endurance RACE Jarama
Carrera 4H
Tiempos Por Vuelta

26	1	2:10.662	49.092	43.325	38.245	173.6	55:51.231	84	2	2:07.141	48.314	43.212	35.615	170.3	3:12:30.978
27	1	2:09.041	49.496	43.302	36.243	171.4	58:00.272	85	2	2:07.055	48.186	43.308	35.561	171.4	3:14:38.033
28	1	2:09.504	48.563	43.752	37.189	175.6	1:00:09.776	86	2	2:07.556	48.403	43.427	35.726	170.8	3:16:45.589
29	1	2:16.227 P	49.098	44.439	42.690	173.0	1:02:26.003	87	2	2:07.467	48.864	42.956	35.647	169.2	3:18:53.056
30	2	4:07.041	2:47.603	43.338	36.100	92.0	1:06:33.044	88	2	2:07.265	48.374	42.965	35.926	172.2	3:21:00.321
31	2	2:08.355	49.126	43.172	36.057	171.4	1:08:41.399	89	2	2:07.460	48.363	43.063	36.034	170.8	3:23:07.781
32	2	2:06.890	47.952	43.043	35.895	177.0	1:10:48.289	90	2	2:08.439	48.282	43.623	36.534	170.8	3:25:16.220
33	2	2:07.531	48.299	43.297	35.935	173.0	1:12:55.820	91	2	2:06.834	48.112	43.108	35.614	172.5	3:27:23.054
34	2	2:07.335	48.998	42.960	35.377	175.3	1:15:03.155	92	2	2:06.988	48.537	43.054	35.397	174.7	3:29:30.042
35	2	2:06.264	47.942	42.747	35.575	175.8	1:17:09.419	93	2	2:06.756	48.101	42.997	35.658	173.9	3:31:36.798
36	2	2:06.448	48.116	42.920	35.412	172.5	1:19:15.867	94	2	2:07.228	48.299	43.054	35.875	174.1	3:33:44.026
37	2	2:07.956	48.684	43.354	35.918	173.6	1:21:23.823	95	2	2:06.794	48.435	42.781	35.578	173.0	3:35:50.820
38	2	2:07.031	48.467	42.861	35.703	175.3	1:23:30.854	96	2	2:06.817	48.313	43.032	35.472	173.0	3:37:57.637
39	2	2:07.555	49.032	42.839	35.684	175.6	1:25:38.409	97	2	2:09.194	48.087	43.425	37.682	171.9	3:40:06.831
40	2	2:06.601	48.331	42.930	35.340	174.4	1:27:45.010	98	2	2:06.702	48.145	42.957	35.600	171.9	3:42:13.533
41	2	2:06.371	48.085	42.869	35.417	172.2	1:29:51.381	99	2	2:19.036	48.718	45.159	45.159	172.2	3:44:32.569
42	2	2:06.078	47.907	42.910	35.261	175.8	1:31:57.459	100	2	2:33.141	1:01.550	50.824	40.767	105.5	3:47:05.710
43	2	2:06.451	47.689	42.543	36.219	174.1	1:34:03.910	101	2	2:06.906	48.652	42.885	35.369	172.2	3:49:12.616
44	2	2:06.889	48.271	42.973	35.645	177.0	1:36:10.799	102	2	2:06.287	48.034	42.831	35.422	175.6	3:51:18.903
45	2	2:06.337	47.783	42.926	35.628	178.8	1:38:17.136	103	2	2:06.189	48.039	42.738	35.412	175.8	3:53:25.092
46	2	2:06.481	48.192	42.943	35.346	176.4	1:40:23.617	104	2	2:07.229	48.891	42.809	35.529	172.2	3:55:32.321
47	2	2:07.413	48.405	43.409	35.599	176.1	1:42:31.030	105	2	2:05.742	47.906	42.562	35.274	172.8	3:57:38.063
48	2	2:07.109	48.366	43.126	35.617	175.0	1:44:38.139	106	2	2:06.740	48.325	42.649	35.766	175.3	3:59:44.803
49	2	2:07.148	48.334	43.282	35.532	173.0	1:46:45.287	107	2	2:07.721	48.982	43.131	35.608	174.4	4:01:52.524
50	2	2:08.816	49.355	43.405	36.056	173.0	1:48:54.103								
51	2	2:07.944	48.656	43.487	35.801	171.7	1:51:02.047								
52	2	2:07.860	48.189	43.544	36.127	172.2	1:53:09.907								
53	2	2:08.036	48.658	43.255	36.123	169.0	1:55:17.943								
54	2	2:09.996	49.752	43.958	36.286	170.3	1:57:27.939								
55	2	2:09.671	49.178	44.283	36.210	167.9	1:59:37.610								
56	2	2:11.963	49.551	45.502	36.910	160.4	2:01:49.573								
57	2	2:12.132	50.564	44.856	36.712	158.8	2:04:01.705								
58	2	6:01.921 P	48.849	44.165	4:28.907	169.5	2:10:03.626								
59	1	6:23.513	4:59.828	46.380	37.305	88.5	2:16:27.139								
60	1	2:09.826	49.479	43.992	36.355	171.4	2:18:36.965								
61	1	2:09.326	49.128	43.868	36.330	170.0	2:20:46.291								
62	1	2:09.931	49.071	44.509	36.351	171.7	2:22:56.222								
63	1	2:11.894	49.653	45.292	36.949	173.3	2:25:08.116								
64	1	2:10.710	49.661	44.537	36.512	170.3	2:27:18.826								
65	1	2:09.975	49.890	43.731	36.354	173.3	2:29:28.801								
66	1	2:08.386	48.714	43.570	36.102	171.7	2:31:37.187								
67	1	2:10.738	49.134	44.687	36.917	170.0	2:33:47.925								
68	1	2:09.234	49.080	43.812	36.342	171.1	2:35:57.159								
69	1	2:10.115	49.986	43.785	36.344	171.1	2:38:07.274								
70	1	2:09.014	48.860	43.963	36.191	171.7	2:40:16.288								
71	1	2:09.956	49.389	44.194	36.373	170.8	2:42:26.244								
72	1	2:10.110	49.439	44.249	36.422	170.6	2:44:36.354								
73	1	2:09.891	48.716	44.722	36.453	171.4	2:46:46.245								
74	1	2:09.997	48.761	44.279	36.957	171.4	2:48:56.242								
75	1	2:09.990	49.405	44.276	36.309	173.0	2:51:06.232								
76	1	2:08.562	48.876	43.536	36.150	170.8	2:53:14.794								
77	1	2:08.268	48.315	43.810	36.143	172.8	2:55:23.062								
78	1	2:09.888	49.343	44.307	36.238	171.9	2:57:32.950								
79	1	2:15.741 P	49.169	43.497	43.075	173.0	2:59:48.691								
80	2	4:11.231	2:51.842	43.291	36.098	89.1	3:03:59.922								
81	2	2:08.931	48.522	44.158	36.251	173.0	3:06:08.853								
82	2	2:07.544	48.819	43.117	35.608	176.4	3:08:16.397								
83	2	2:07.440	48.454	43.194	35.792	167.9	3:10:23.837								

6 1 DEYSCOM CITROEN AX

1 2 DEYSCOM C.D.E. DEYSCOM SPORT

Vta	D	Tiempo	Sector 1	Sector 2	Sector 3	V.Max	Elapsed
1		2:08.991	54.570	40.610	33.811	163.8	2:08.991
2		1:57.806	45.376	39.479	32.951	188.8	4:06.797
3		1:58.527	45.639	39.747	33.141	185.8	6:05.324
4		1:58.443	45.611	39.667	33.165	185.8	8:03.767
5		2:00.851	47.041	39.662	34.148	179.7	10:04.618
6		1:59.099	46.205	39.858	33.036	184.3	12:03.717
7		1:58.989	46.021	39.693	33.275	182.1	14:02.706
8		1:58.755	45.917	39.514	33.324	185.5	16:01.461
9		1:58.241	45.372	39.553	33.316	188.4	17:59.702
10		1:58.345	45.470	39.651	33.224	187.1	19:58.047
11		1:58.539	45.681	39.503	33.355	187.8	21:56.586
12		1:58.519	45.708	39.529	33.282	188.1	23:55.105
13	1	1:59.588	46.085	40.168	33.335	189.8	25:54.693
14	1	2:00.971	47.111	40.424	33.436	189.4	27:55.664
15	1	2:00.324	46.317	40.588	33.419	188.1	29:55.988
16	1	1:58.866	45.648	39.989	33.229	185.2	31:54.854
17	1	2:00.730	46.943	40.037	33.750	189.4	33:55.584
18	1	2:00.004	46.165	40.207	33.632	183.0	35:55.588
19	1	2:00.266	45.996	40.268	34.002	184.3	37:55.854
20	1	1:59.952	46.330	40.255	33.367	180.9	39:55.806
21	1	2:00.577	46.100	40.992	33.485	181.2	41:56.383
22	1	1:59.903	46.264	40.192	33.447	183.0	43:56.286
23	1	1:59.855	46.233	40.116	33.506	184.9	45:56.141
24	1	2:00.155	46.315	40.162	33.678	187.1	47:56.296
25	1	1:59.937	46.088	40.273	33.576	186.5	49:56.233
26	1	1:59.688	46.120	39.916	33.652	186.5	51:55.921
27	1	1:59.730	45.952	40.101	33.677	186.8	53:55.651
28	1	2:01.864	46.469	41.508	33.887	187.8	55:57.515
29	1	4:24.021 P	46.111	40.798	2:57.112	184.9	1:00:21.536
30	2	4:41.245	3:25.255	41.419	34.571	99.7	1:05:02.781
31	2	2:02.667	47.056	41.229	34.382	173.9	1:07:05.448

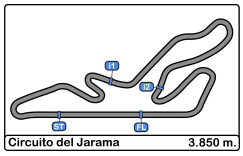

Circuito del Jarama
VI UV Endurance RACE Jarama
Carrera 4H
Tiempos Por Vuelta

32	2	2:03.892		48.312	41.097	34.483	179.4	1:09:09.340	90	2	2:06.487		47.461	42.334	36.692	182.1	3:40:45.547
33	2	2:03.839		47.612	41.825	34.402	175.8	1:11:13.179	91	2	2:07.858		49.054	42.630	36.174	175.6	3:42:53.405
34	2	2:02.858		47.591	41.443	33.824	171.7	1:13:16.037	92	2	2:23.730		50.389	53.152	40.189	180.0	3:45:17.135
35	2	2:02.472		46.718	41.330	34.424	182.1	1:15:18.509	93	2	2:23.170		54.230	50.142	38.798	146.1	3:47:40.305
36	2	2:02.255		47.362	41.260	33.633	179.1	1:17:20.764	94	2	2:03.453		47.322	42.099	34.032	178.5	3:49:43.758
37	2	2:02.000		46.903	41.259	33.838	180.3	1:19:22.764	95	2	2:06.864		47.819	44.291	34.754	175.6	3:51:50.622
38	2	2:07.509		49.184	42.177	36.148	182.1	1:21:30.273	96	2	2:03.230		46.744	42.205	34.281	184.9	3:53:53.852
39	2	2:05.877		48.121	43.696	34.060	177.9	1:23:36.150	97	2	2:05.519		47.421	42.446	35.652	181.8	3:55:59.371
40	2	2:03.714		47.241	42.079	34.394	181.5	1:25:39.864	98	2	2:04.832		47.839	42.075	34.918	173.3	3:58:04.203
41	2	2:05.771		47.720	44.018	34.033	183.3	1:27:45.635	99	2	2:05.429		47.207	42.415	35.807	183.3	4:00:09.632
42	2	2:04.832		47.175	41.628	36.029	178.2	1:29:50.467	100	2	2:07.214		47.137	44.781	35.296	183.3	4:02:16.846
43	2	2:02.182		46.526	41.649	34.007	180.6	1:31:52.649									
44	2	2:02.693		46.319	40.958	35.416	182.1	1:33:55.342									
45	2	2:01.621		46.651	41.030	33.940	185.5	1:35:56.963									
46	2	2:03.243		47.947	41.250	34.046	165.8	1:38:00.206									
47	2	2:02.584		47.255	41.109	34.220	173.3	1:40:02.790									
48	2	2:02.845		47.785	41.162	33.898	168.7	1:42:05.635									
49	2	2:00.735		46.770	40.583	33.382	183.3	1:44:06.370									
50	2	2:04.168		47.624	42.548	33.996	178.2	1:46:10.538									
51	2	2:05.490		47.466	42.598	35.426	180.3	1:48:16.028									
52	2	2:07.126		49.694	42.714	34.718	175.8	1:50:23.154									
53	2	2:05.163		49.440	41.086	34.637	163.1	1:52:28.317									
54	2	2:03.314		47.617	41.649	34.048	173.9	1:54:31.631									
55	2	2:02.645		47.478	41.046	34.121	173.0	1:56:34.276									
56	2	2:02.076		46.867	41.296	33.913	181.2	1:58:36.352									
57	2	2:04.497		48.849	41.368	34.280	174.7	2:00:40.849									
58	2	2:01.856		46.649	41.409	33.798	179.4	2:02:42.705									
59	2	4:58.087	P	47.276	42.381	3:28.430	174.1	2:07:40.792									
60	1	4:59.039		3:41.379	42.776	34.884	101.7	2:12:39.831									
61	1	2:08.035		47.539	41.970	38.526	160.9	2:14:47.866									
62	1	2:05.877		48.609	42.878	34.390	163.8	2:16:53.743									
63	1	2:06.854		47.891	44.369	34.594	167.7	2:19:00.597									
64	1	2:04.764		47.909	42.391	34.464	168.2	2:21:05.361									
65	1	2:03.014		46.827	41.461	34.726	179.4	2:23:08.375									
66	1	2:04.357		48.006	42.443	33.908	178.5	2:25:12.732									
67	1	2:03.471		47.031	41.916	34.524	177.9	2:27:16.203									
68	1	2:08.160		48.926	44.485	34.749	159.5	2:29:24.363									
69	1	2:10.341		48.659	44.576	37.106	154.9	2:31:34.704									
70	1	2:18.673		56.234	45.252	37.187	105.6	2:33:53.377									
71	1	23:41.101		22:24.239	42.668	34.194	93.2	2:57:34.478									
72	1	2:08.122		48.430	44.002	35.690	170.6	2:59:42.600									
73	1	2:04.279		48.358	41.979	33.942	179.4	3:01:46.879									
74	1	2:03.855		46.767	42.576	34.512	177.3	3:03:50.734									
75	1	2:02.553		47.079	41.057	34.417	178.8	3:05:53.287									
76	1	2:16.368	P	48.176	43.306	44.886	174.7	3:08:09.655									
77	2	5:20.777		4:00.929	43.881	35.967	73.9	3:13:30.432									
78	2	2:08.144		47.723	43.201	37.220	170.6	3:15:38.576									
79	2	2:04.851		47.486	42.521	34.844	180.0	3:17:43.427									
80	2	2:05.163		47.756	42.219	35.188	183.0	3:19:48.590									
81	2	2:05.919		48.970	41.746	35.203	181.2	3:21:54.509									
82	2	2:05.452		47.577	42.438	35.437	183.6	3:23:59.961									
83	2	2:06.375		48.454	42.793	35.128	171.9	3:26:06.336									
84	2	2:07.510		48.110	43.010	36.390	182.4	3:28:13.846									
85	2	2:05.064		48.059	42.041	34.964	183.6	3:30:18.910									
86	2	2:05.239		47.697	42.381	35.161	162.4	3:32:24.149									
87	2	2:05.256		48.275	41.741	35.240	181.2	3:34:29.405									
88	2	2:03.854		47.263	42.312	34.279	181.5	3:36:33.259									
89	2	2:05.801		46.957	42.692	36.152	178.2	3:38:39.060									

8 1 HLT MK3 VW Golf MK3
2 2 HLT MK3 ECO MODULAR MOTORSPORT

Vta	D	Tiempo		Sector 1	Sector 2	Sector 3	V.Max	Elapsed
1		2:23.565		1:02.609	44.736	36.220	133.1	2:23.565
2		2:06.893		48.530	42.941	35.422	177.6	4:30.458
3		2:07.850		48.714	43.047	36.089	178.2	6:38.308
4		2:06.537		48.144	42.756	35.637	181.5	8:44.845
5		2:07.476		48.645	43.316	35.515	176.7	10:52.321
6		2:06.139		47.803	42.705	35.631	182.1	12:58.460
7		2:07.280		48.162	43.440	35.678	178.2	15:05.740
8		2:07.097		48.219	42.701	36.177	181.5	17:12.837
9		2:07.024		48.632	42.562	35.830	176.4	19:19.861
10		2:07.295		48.613	43.104	35.578	175.6	21:27.156
11		2:08.779		49.443	43.771	35.565	177.0	23:35.935
12	1	2:06.790		48.215	43.379	35.196	176.7	25:42.725
13	1	2:08.772		50.769	42.419	35.584	183.0	27:51.497
14	1	2:08.367		48.916	44.006	35.445	175.8	29:59.864
15	1	2:05.733		47.936	42.354	35.443	175.0	32:05.597
16	1	2:06.009		48.358	42.294	35.357	177.3	34:11.606
17	1	2:06.137		48.496	42.228	35.413	174.7	36:17.743
18	1	2:07.865		48.968	43.621	35.276	156.0	38:25.608
19	1	2:05.862		48.632	41.679	35.551	180.3	40:31.470
20	1	2:06.570		48.220	43.082	35.268	177.0	42:38.040
21	1	2:06.273		47.846	42.865	35.562	173.3	44:44.313
22	1	2:06.798		48.249	42.136	36.413	176.4	46:51.111
23	1	2:07.773		49.122	42.749	35.902	170.0	48:58.884
24	1	2:06.053		48.774	41.797	35.482	162.1	51:04.937
25	1	2:06.436		48.617	42.077	35.742	176.7	53:11.373
26	1	2:06.254		48.237	42.402	35.615	169.2	55:17.627
27	1	2:06.784		48.774	42.400	35.610	170.6	57:24.411
28	1	2:05.928		48.237	42.471	35.220	173.9	59:30.339
29	1	2:16.218	P	48.438	43.076	44.704	168.4	1:01:46.557
30	2	4:14.281		2:56.115	42.657	35.509	77.8	1:06:00.838
31	2	2:07.005		47.826	42.753	36.426	176.4	1:08:07.843
32	2	2:05.432		47.667	42.524	35.241	179.1	1:10:13.275
33	2	2:07.758		49.165	43.343	35.250	176.4	1:12:21.033
34	2	2:04.321		47.682	41.552	35.087	175.6	1:14:25.354
35	2	2:06.530		47.848	42.301	36.381	175.6	1:16:31.884
36	2	2:06.090		48.989	41.886	35.215	162.4	1:18:37.974
37	2	2:08.861		48.100	45.157	35.604	170.8	1:20:46.835
38	2	2:07.178		47.506	43.329	36.343	177.6	1:22:54.013
39	2	2:06.819		49.425	41.909	35.485	169.5	1:25:00.832
40	2	2:07.066		47.694	43.226	36.146	175.6	1:27:07.898
41	2	2:04.710		48.100	41.590	35.020	167.4	1:29:12.608
42	2	2:05.400		47.544	42.484	35.372	176.7	1:31:18.008
43	2	2:06.850		47.799	43.623	35.428	181.2	1:33:24.858
44	2	2:06.074		47.849	42.630	35.595	175.0	1:35:30.932

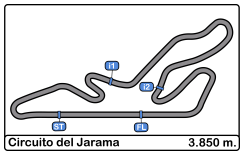

Circuito del Jarama
VI UV Endurance RACE Jarama
Carrera 4H
Tiempos Por Vuelta

45	2	2:04.845	47.488	42.342	35.015	176.4	1:37:35.777
46	2	2:04.864	47.398	41.943	35.523	180.6	1:39:40.641
47	2	2:05.597	48.631	41.728	35.238	180.3	1:41:46.238
48	2	2:05.363	47.560	41.737	36.066	181.5	1:43:51.601
49	2	2:05.145	48.202	41.753	35.190	177.9	1:45:56.746
50	2	2:05.385	47.800	42.295	35.290	177.9	1:48:02.131
51	2	2:05.899	48.733	41.939	35.227	175.3	1:50:08.030
52	2	2:04.292	47.438	41.387	35.467	181.2	1:52:12.322
53	2	5:16.991 P	47.481	41.859	3:47.651	177.9	1:57:29.313
54	1	8:16.401 P	5:57.879	1:19.391	59.131	88.5	2:05:45.714
55	2	44:13.796	42:48.881	47.877	37.038	82.3	2:49:59.510
56	2	2:08.888	48.895	43.640	36.353	172.5	2:52:08.398
57	2	2:10.714	49.013	45.373	36.328	169.0	2:54:19.112
58	2	2:17.839 P	50.664	43.403	43.772	152.3	2:56:36.951
59	1	3:06.827	1:47.791	43.434	35.602	87.1	2:59:43.778
60	1	2:07.696	48.937	43.381	35.378	180.3	3:01:51.474
61	1	2:06.766	48.459	42.284	36.023	184.9	3:03:58.240
62	1	2:07.199	48.002	43.247	35.950	176.4	3:06:05.439
63	1	2:07.085	49.056	42.315	35.714	180.3	3:08:12.524
64	1	2:06.244	48.208	42.358	35.678	181.2	3:10:18.768
65	1	2:06.394	48.026	42.155	36.213	177.6	3:12:25.162
66	1	2:09.099	49.557	42.806	36.736	173.6	3:14:34.261
67	1	2:13.038 P	48.880	42.206	41.952	160.7	3:16:47.299
68	2	4:25.189	3:03.294	45.554	36.341	74.8	3:21:12.488
69	2	2:09.856	48.639	43.744	37.473	169.0	3:23:22.344
70	2	2:11.868	48.760	45.726	37.382	180.9	3:25:34.212
71	2	2:12.739	50.511	45.355	36.873	158.3	3:27:46.951
72	2	2:14.310	53.981	44.051	36.278	129.6	3:30:01.261
73	2	2:08.687	48.669	43.562	36.456	174.7	3:32:09.948
74	2	2:08.820	49.370	43.346	36.104	169.0	3:34:18.768
75	2	2:07.825	49.102	42.994	35.729	171.7	3:36:26.593
76	2	2:08.429	48.909	43.738	35.782	176.4	3:38:35.022
77	2	2:07.333	48.482	43.149	35.702	177.0	3:40:42.355
78	2	2:10.164	49.310	43.484	37.370	153.1	3:42:52.519
79	2	2:19.518	50.792	47.675	41.051	171.9	3:45:12.037
80	2	2:24.261	57.026	50.148	37.087	111.5	3:47:36.298
81	2	2:06.796	48.715	42.181	35.900	175.8	3:49:43.094
82	2	3:07.976 P	48.239	50.362	1:29.375	180.6	3:52:51.070

9 1 JDM MOTOR 1 BMW E30 325i

3 2 JDM MOTOR 1 ULTIMA VUELTA

Vta	D	Tiempo	Sector 1	Sector 2	Sector 3	V.Max	Elapsed
1		2:14.257	58.309	41.322	34.626	139.3	2:14.257
2		2:05.924	47.227	43.440	35.257	183.3	4:20.181
3		2:05.791	47.692	42.682	35.417	186.2	6:25.972
4		2:05.745	47.740	43.152	34.853	186.5	8:31.717
5		2:06.444	49.330	42.459	34.655	183.6	10:38.161
6		2:05.016	47.617	42.374	35.025	191.1	12:43.177
7		2:03.559	47.186	41.781	34.592	191.8	14:46.736
8		2:03.572	47.116	42.105	34.351	188.8	16:50.308
9		2:03.424	47.019	41.861	34.544	188.1	18:53.732
10		2:06.385	48.242	42.848	35.295	159.0	21:00.117
11		2:04.340	47.776	41.845	34.719	183.6	23:04.457
12	1	2:02.073	46.686	41.176	34.211	192.1	25:06.530
13	1	2:03.386	47.928	41.180	34.278	163.8	27:09.916
14	1	2:03.069	47.232	41.642	34.195	188.4	29:12.985
15	1	2:04.574	48.286	41.835	34.453	168.2	31:17.559
16	1	2:03.149	47.871	41.223	34.055	170.0	33:20.708
17	1	2:02.881	47.012	41.907	33.962	184.3	35:23.589
18	1	2:04.318	47.922	41.760	34.636	172.5	37:27.907
19	1	2:02.554	47.160	41.347	34.047	191.4	39:30.461
20	1	2:02.569	47.128	41.515	33.926	193.8	41:33.030
21	1	2:04.297	47.472	41.679	35.146	169.8	43:37.327
22	1	2:03.352	48.152	41.655	33.545	181.8	45:40.679
23	1	2:03.320	46.879	41.405	35.036	194.5	47:43.999
24	1	2:04.597	48.811	41.493	34.293	166.4	49:48.596
25	1	2:02.658	46.632	41.487	34.539	193.8	51:51.254
26	1	2:02.887	47.046	41.697	34.144	176.7	53:54.141
27	1	2:05.510	48.381	42.775	34.354	175.6	55:59.651
28	1	2:05.770	47.762	41.786	36.222	187.8	58:05.421
29	1	2:11.910 P	46.584	41.293	44.033	182.7	1:00:17.331
30	2	4:18.074	2:58.782	41.531	37.761	95.4	1:04:35.405
31	2	2:08.089	50.234	42.333	35.522	152.1	1:06:43.494
32	2	2:07.014	48.358	43.145	35.511	183.3	1:08:50.508
33	2	2:05.266	48.144	42.270	34.852	173.9	1:10:55.774
34	2	2:06.054	48.771	42.849	34.434	190.8	1:13:01.828
35	2	2:05.022	47.291	42.868	34.863	185.5	1:15:06.850
36	2	2:06.917	48.257	43.449	35.211	183.9	1:17:13.767
37	2	2:06.745	48.398	42.865	35.482	174.1	1:19:20.512
38	2	2:11.698	47.980	44.041	39.677	187.8	1:21:32.210
39	2	2:12.718	51.070	45.737	35.911	153.8	1:23:44.928
40	2	2:07.499	48.388	43.012	36.099	175.6	1:25:52.427
41	2	4:06.924 P	48.016	43.515	2:35.393	184.3	1:29:59.351
42	1	5:30.884	4:12.811	42.124	35.949	96.2	1:35:30.235
43	1	2:03.611	47.467	41.143	35.001	186.8	1:37:33.846
44	1	2:03.281	47.796	40.631	34.854	179.7	1:39:37.127
45	1	2:02.433	47.095	40.534	34.804	183.3	1:41:39.560
46	1	2:04.553	48.058	42.430	34.065	169.8	1:43:44.113
47	1	2:02.003	46.885	40.971	34.147	185.8	1:45:46.116
48	1	2:04.613	48.301	41.149	35.163	180.0	1:47:50.729
49	1	2:04.029	47.413	40.923	35.693	185.8	1:49:54.758
50	1	4:02.361 P	1:00.608	57.354	2:04.399	111.3	1:53:57.119
51	2	6:15.793	4:57.417	43.209	35.167	88.0	2:00:12.912
52	2	2:03.780	47.228	41.585	34.967	180.3	2:02:16.692
53	2	2:02.843	46.942	41.340	34.561	177.3	2:04:19.535
54	2	2:03.021	47.536	41.165	34.320	182.1	2:06:22.556
55	2	2:04.029	48.530	41.464	34.035	185.2	2:08:26.585
56	2	2:01.415	46.729	41.055	33.631	180.6	2:10:28.000
57	2	2:02.618	46.685	42.288	33.645	189.8	2:12:30.618
58	2	2:01.869	47.189	40.902	33.778	166.6	2:14:32.487
59	2	2:02.476	46.614	41.573	34.289	183.6	2:16:34.963
60	2	2:02.664	46.813	42.257	33.594	189.1	2:18:37.627
61	2	2:01.843	46.678	41.251	33.914	177.0	2:20:39.470
62	2	2:02.492	47.788	40.918	33.786	181.8	2:22:41.962
63	2	2:01.651	46.815	41.165	33.671	180.6	2:24:43.613
64	2	2:02.329	47.583	40.903	33.843	174.4	2:26:45.942
65	2	2:02.359	46.639	41.644	34.076	182.7	2:28:48.301
66	2	2:02.978	46.969	41.801	34.208	189.4	2:30:51.279
67	2	2:05.341	47.593	42.400	35.348	181.2	2:32:56.620
68	2	2:02.141	46.957	41.338	33.846	188.1	2:34:58.761
69	2	2:02.368	46.798	41.690	33.880	191.1	2:37:01.129
70	2	2:04.466	46.437	43.227	34.802	183.3	2:39:05.595
71	2	2:03.299	47.343	41.750	34.206	183.0	2:41:08.894
72	2	2:02.773	46.895	41.225	34.653	186.5	2:43:11.667
73	2	2:02.439	47.495	40.636	34.308	187.8	2:45:14.106
74	2	2:02.166	47.172	41.338	33.656	189.8	2:47:16.272
75	2	2:01.728	46.565	41.049	34.114	178.5	2:49:18.000

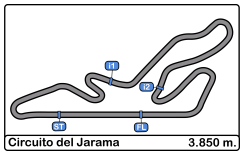

Circuito del Jarama
VI UV Endurance RACE Jarama
Carrera 4H
Tiempos Por Vuelta

76	2	2:02.643	46.810	41.705	34.128	186.2	2:51:20.643	24	1	1:59.426	45.820	39.839	33.767	191.8	48:27.336
77	2	2:01.234	46.622	41.022	33.590	186.8	2:53:21.877	25	1	1:59.611	45.782	40.229	33.600	182.7	50:26.947
78	2	2:02.388	46.763	41.504	34.121	182.1	2:55:24.265	26	1	1:59.758	45.721	40.303	33.734	191.1	52:26.705
79	2	4:29.328 P	48.576	41.817	2:58.935	165.8	2:59:53.593	27	1	2:00.984	46.115	40.292	34.577	183.3	54:27.689
80	1	5:11.829	3:56.641	41.019	34.169	91.9	3:05:05.422	28	1	2:00.889	46.744	40.140	34.005	185.8	56:28.578
81	1	2:02.178	46.772	41.205	34.201	189.8	3:07:07.600	29	1	2:00.083	46.332	40.069	33.682	187.1	58:28.661
82	1	2:05.200	47.492	43.493	34.215	188.4	3:09:12.800	30	1	2:11.743 P	46.716	41.636	43.391	183.9	1:00:40.404
83	1	2:01.445	47.019	40.379	34.047	180.9	3:11:14.245	31	2	4:05.500	2:47.858	42.168	35.474	96.0	1:04:45.904
84	1	2:02.818	46.711	41.998	34.109	181.2	3:13:17.063	32	2	2:04.636	47.243	42.636	34.757	183.0	1:06:50.540
85	1	2:01.014	46.313	40.616	34.085	190.4	3:15:18.077	33	2	2:02.991	47.643	41.106	34.242	175.0	1:08:53.531
86	1	2:03.280	46.728	40.904	35.648	181.8	3:17:21.357	34	2	2:02.537	46.706	41.095	34.736	183.9	1:10:56.068
87	1	2:04.078	47.949	40.873	35.256	181.5	3:19:25.435	35	2	2:01.162	46.292	40.553	34.317	190.8	1:12:57.230
88	1	2:01.145	46.817	40.277	34.051	183.0	3:21:26.580	36	2	2:02.053	47.192	40.543	34.318	191.4	1:14:59.283
89	1	2:01.090	46.560	40.202	34.328	190.4	3:23:27.670	37	2	2:02.137	47.280	40.850	34.007	189.8	1:17:01.420
90	1	2:01.291	46.136	40.619	34.536	189.1	3:25:28.961	38	2	2:01.235	46.910	40.352	33.973	194.2	1:19:02.655
91	1	2:01.607	46.637	41.010	33.960	179.4	3:27:30.568	39	2	2:00.698	46.512	40.319	33.867	193.2	1:21:03.353
92	1	2:02.223	46.601	40.548	35.074	181.5	3:29:32.791	40	2	2:00.275	46.049	40.058	34.168	193.5	1:23:03.628
93	1	2:02.792	47.107	40.840	34.845	183.3	3:31:35.583	41	2	2:01.375	46.214	40.961	34.200	194.5	1:25:05.003
94	1	2:02.597	47.836	40.304	34.457	186.8	3:33:38.180	42	2	2:01.672	46.295	41.126	34.251	193.2	1:27:06.675
95	1	2:01.771	46.339	40.970	34.462	184.9	3:35:39.951	43	2	2:00.732	45.755	41.339	33.638	194.9	1:29:07.407
96	1	2:01.906	46.988	40.672	34.246	183.6	3:37:41.857	44	2	1:59.967	45.746	40.052	34.169	194.2	1:31:07.374
97	1	2:01.206	47.030	40.087	34.089	183.9	3:39:43.063	45	2	2:01.916	46.684	41.059	34.173	192.5	1:33:09.290
98	1	2:01.215	46.784	40.531	33.900	177.6	3:41:44.278	46	2	2:03.427	46.587	41.498	35.342	189.4	1:35:12.717
99	1	2:04.798	46.519	40.113	38.166	182.1	3:43:49.076	47	2	2:04.008	47.630	41.357	35.021	180.0	1:37:16.725
100	1	3:02.837	1:00.912	1:25.379	36.546	159.5	3:46:51.913	48	2	2:02.826	47.499	40.586	34.741	176.1	1:39:19.551
101	1	2:00.731	46.607	40.158	33.966	184.3	3:48:52.644	49	2	2:04.884	49.102	41.036	34.746	172.2	1:41:24.435
102	1	2:00.867	46.498	40.226	34.143	183.9	3:50:53.511	50	2	2:07.142	52.352	40.642	34.148	131.7	1:43:31.577
103	1	2:00.471	47.124	39.790	33.557	175.8	3:52:53.982	51	2	2:01.898	46.179	41.543	34.176	192.1	1:45:33.475
104	1	2:00.395	46.537	39.862	33.996	184.6	3:54:54.377	52	2	4:24.023 P	48.803	42.057	2:53.163	178.2	1:49:57.498
105	1	2:01.902	46.397	40.752	34.753	186.8	3:56:56.279	53	1	5:04.396	3:45.125	44.498	34.773	77.0	1:55:01.894
106	1	2:01.389	47.037	40.505	33.847	184.6	3:58:57.668	54	1	2:02.853	46.891	41.111	34.851	176.1	1:57:04.747
107	1	2:00.499	46.420	40.044	34.035	187.1	4:00:58.167	55	1	2:01.583	46.567	40.785	34.231	182.1	1:59:06.330
10			1 JDM MOTOR 2				BMW E36 325i	56	1	2:02.584	47.630	40.516	34.438	190.1	2:01:08.914
	3		2 JDM MOTOR 2				ULTIMA VUELTA	57	1	2:01.521	46.527	40.831	34.163	177.6	2:03:10.435
Vta	D	Tiempo	Sector 1	Sector 2	Sector 3	V.Max	Elapsed	58	1	2:02.125	46.722	40.768	34.635	172.8	2:05:12.560
1		2:11.779	56.496	41.241	34.042	164.3	2:11.779	59	1	2:02.218	46.554	41.358	34.306	180.0	2:07:14.778
2		2:02.894	47.242	41.255	34.397	184.6	4:14.673	60	1	2:02.808	46.360	41.269	35.179	192.1	2:09:17.586
3		2:01.224	46.409	40.580	34.235	190.8	6:15.897	61	1	2:02.405	47.325	40.967	34.113	180.3	2:11:19.991
4		2:01.297	46.287	40.779	34.231	186.8	8:17.194	62	1	2:03.587	47.584	41.954	34.049	174.4	2:13:23.578
5		2:00.046	46.175	40.178	33.693	184.9	10:17.240	63	1	2:02.181	47.176	40.937	34.068	181.2	2:15:25.759
6		2:00.042	46.310	40.094	33.638	180.6	12:17.282	64	1	2:01.856	46.466	41.087	34.303	184.9	2:17:27.615
7		1:59.871	46.059	40.042	33.770	185.5	14:17.153	65	1	2:02.479	46.804	41.314	34.361	183.9	2:19:30.094
8		2:00.984	46.155	40.528	34.301	183.3	16:18.137	66	1	2:02.184	46.995	40.854	34.335	187.1	2:21:32.278
9		1:59.738	45.790	40.002	33.946	187.8	18:17.875	67	1	2:03.391	47.725	41.707	33.959	179.7	2:23:35.669
10		2:00.218	46.293	40.090	33.835	178.8	20:18.093	68	1	2:03.894	47.940	41.451	34.503	178.5	2:25:39.563
11		2:00.395	45.866	40.361	34.168	180.9	22:18.488	69	1	2:03.888	46.687	42.411	34.790	186.5	2:27:43.451
12		1:59.145	45.760	39.819	33.566	182.7	24:17.633	70	1	2:02.470	47.203	41.193	34.074	190.4	2:29:45.921
13	1	1:59.529	45.943	40.015	33.571	185.2	26:17.162	71	1	2:03.807	46.424	43.327	34.056	192.8	2:31:49.728
14	1	1:59.902	45.764	40.162	33.976	191.4	28:17.064	72	1	2:03.506	47.873	41.231	34.402	182.7	2:33:53.234
15	1	2:00.978	46.539	40.227	34.212	193.8	30:18.042	73	1	2:05.012	48.786	42.233	33.993	179.1	2:35:58.246
16	1	2:00.326	45.924	40.085	34.317	193.5	32:18.368	74	1	2:02.014	47.193	40.916	33.905	192.1	2:38:00.260
17	1	2:07.545	46.079	39.940	41.526	187.1	34:25.913	75	1	2:01.513	46.832	40.636	34.045	192.5	2:40:01.773
18	1	2:00.770	46.527	40.323	33.920	177.9	36:26.683	76	1	2:04.175	47.311	41.417	35.447	175.6	2:42:05.948
19	1	2:00.046	46.368	40.236	33.442	184.3	38:26.729	77	1	2:02.964	47.656	41.041	34.267	172.8	2:44:08.912
20	1	1:58.805	45.770	39.757	33.278	194.2	40:25.534	78	1	2:17.782 P	46.388	41.011	50.383	192.5	2:46:26.694
21	1	1:59.818	46.284	40.004	33.530	192.8	42:25.352								
22	1	2:01.702	46.269	40.817	34.616	194.5	44:27.054								
23	1	2:00.856	46.712	40.426	33.718	175.3	46:27.910								

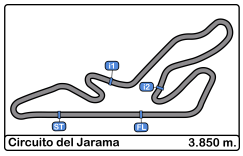

Circuito del Jarama
VI UV Endurance RACE Jarama
Carrera 4H
Tiempos Por Vuelta

14

1 OLIMPIA TECSPORT — VW Golf MK2

2 OLIMPIA TECSPORT — ULTIMA VUELTA

Vta	D	Tiempo	Sector 1	Sector 2	Sector 3	V.Max	Elapsed
1		9:20.824	8:02.460	43.018	35.346	95.4	9:20.824
2		2:05.921	49.193	42.024	34.704	172.8	11:26.745
3		2:03.781	47.501	41.501	34.779	181.8	13:30.526
4		2:03.769	47.653	41.490	34.626	181.5	15:34.295
5		2:03.211	47.783	41.143	34.285	181.5	17:37.506
6		2:03.597	47.962	41.360	34.275	182.4	19:41.103
7		2:03.464	47.154	41.572	34.738	185.8	21:44.567
8		2:03.658	47.177	42.077	34.404	186.5	23:48.225
9	1	2:03.305	47.340	41.485	34.480	180.0	25:51.530
10	1	2:03.185	47.412	41.596	34.177	183.3	27:54.715
11	1	2:03.510	47.137	41.957	34.416	188.1	29:58.225
12	1	2:02.720	47.047	41.569	34.104	186.5	32:00.945
13	1	2:02.149	46.964	41.001	34.184	184.9	34:03.094
14	1	2:02.276	46.936	41.148	34.192	186.5	36:05.370
15	1	2:04.279	46.965	42.255	35.059	189.4	38:09.649
16	1	2:06.296	47.960	43.203	35.133	180.0	40:15.945
17	1	2:04.389	48.919	41.176	34.294	180.0	42:20.334
18	1	2:06.053	49.209	42.467	34.377	172.8	44:26.387
19	1	2:04.801	48.406	41.395	35.000	177.3	46:31.188
20	1	2:02.186	47.034	40.979	34.173	183.6	48:33.374
21	1	2:03.678	47.416	41.880	34.382	185.8	50:37.052
22	1	2:05.083	47.625	41.745	35.713	181.5	52:42.135
23	1	2:01.678	46.744	40.795	34.139	183.0	54:43.813
24	1	2:02.884	47.285	41.558	34.041	182.4	56:46.697
25	1	2:03.039	47.305	41.092	34.642	182.4	58:49.736
26	1	2:02.850	47.533	41.209	34.108	182.1	1:00:52.586
27	1	2:03.638	47.291	41.943	34.404	181.8	1:02:56.224
28	1	2:02.888	47.443	41.085	34.360	178.5	1:04:59.112
29	1	2:05.275	48.151	41.799	35.325	173.6	1:07:04.387
30	1	2:03.976	47.928	41.213	34.835	175.8	1:09:08.363
31	1	2:10.712	P 48.089	41.415	41.208	181.5	1:11:19.075
32	2	4:13.815	2:54.841	43.780	35.194	89.9	1:15:32.890
33	2	2:08.679	49.780	43.289	35.610	176.1	1:17:41.569
34	2	2:07.669	49.208	42.184	36.277	170.0	1:19:49.238
35	2	2:06.091	48.877	42.221	34.993	180.0	1:21:55.329
36	2	2:04.602	48.177	41.713	34.712	180.6	1:23:59.931
37	2	2:14.188	P 47.643	42.820	43.725	185.5	1:26:14.119
38	1	3:50.887	2:34.862	41.641	34.384	98.3	1:30:05.006
39	1	2:04.365	47.702	41.719	34.944	182.1	1:32:09.371
40	1	2:04.721	47.716	41.852	35.153	179.4	1:34:14.092
41	1	2:02.542	47.274	41.100	34.168	185.2	1:36:16.634
42	1	2:03.465	47.588	41.436	34.441	176.7	1:38:20.099
43	1	2:04.640	48.045	41.372	35.223	165.6	1:40:24.739
44	1	2:04.882	47.878	42.222	34.782	180.6	1:42:29.621
45	1	2:04.731	48.610	41.658	34.463	184.9	1:44:34.352
46	1	2:06.426	47.842	42.417	36.167	185.5	1:46:40.778
47	1	5:29.787	P 49.224	43.194	3:57.369	158.3	1:52:10.565
48	2	6:06.640	P 4:13.295	53.700	59.645	72.7	1:58:17.205
49	1	3:33.023	2:07.761	46.019	39.243	84.1	2:01:50.228
50	1	2:12.149	50.700	45.291	36.158	152.9	2:04:02.377
51	1	2:20.862	P 49.601	45.590	45.671	166.9	2:06:23.239
52	2	4:52.040	3:24.192	45.145	42.703	86.0	2:11:15.279
53	2	2:30.336	P 53.578	50.276	46.482	152.9	2:13:45.615
54	1	4:32.949	3:02.100	44.908	45.941	94.7	2:18:18.564
55	1	2:16.902	52.015	45.975	38.912	156.7	2:20:35.466
56	1	2:14.313	49.368	46.094	38.851	167.1	2:22:49.779
57	1	2:13.457	48.650	46.876	37.931	167.9	2:25:03.236
58	1	2:14.387	49.769	47.359	37.259	163.1	2:27:17.623
59	1	2:15.583	50.785	48.498	36.300	163.6	2:29:33.206
60	1	2:20.112	51.785	50.775	37.552	163.8	2:31:53.318
61	1	2:14.266	49.305	47.326	37.635	167.9	2:34:07.584
62	1	2:14.199	50.525	44.288	39.386	162.8	2:36:21.783
63	1	2:15.545	50.307	45.947	39.291	161.1	2:38:37.328
64	1	2:21.296	50.362	50.011	40.923	168.2	2:40:58.624
65	1	2:15.314	50.364	44.827	40.123	163.1	2:43:13.938
66	1	2:15.872	50.103	45.986	39.783	166.4	2:45:29.810
67	1	2:41.600	51.012	48.864	1:01.724	164.8	2:48:11.410
68	1	4:04.865	P 57.470	52.135	2:15.260	117.2	2:52:16.275
69	2	5:43.224	P 3:51.473	48.499	1:03.252	56.3	2:57:59.499
70	1		35:02.109			87.5	

15

1 PIKANTO RACING — SEAT TOLEDO

2 PIKANTO RACING — ESCUDERÍA A. POTARROJOS

Vta	D	Tiempo	Sector 1	Sector 2	Sector 3	V.Max	Elapsed
1		2:16.754	58.191	42.875	35.688	151.2	2:16.754
2		2:06.624	48.053	43.006	35.565	190.4	4:23.378
3		2:05.042	47.825	42.351	34.866	188.4	6:28.420
4		2:03.940	47.710	41.853	34.377	183.9	8:32.360
5		2:04.976	47.891	42.308	34.777	184.9	10:37.336
6		2:04.686	48.003	41.906	34.777	186.5	12:42.022
7		2:03.525	47.344	41.765	34.416	183.9	14:45.547
8		2:04.028	47.635	41.834	34.559	183.6	16:49.575
9		2:03.332	47.007	41.852	34.473	187.8	18:52.907
10		2:06.566	48.254	42.595	35.717	183.3	20:59.473
11		2:03.617	47.647	41.267	34.703	179.4	23:03.090
12	1	2:03.114	47.099	41.376	34.639	184.6	25:06.204
13	1	2:03.200	47.224	41.388	34.588	185.8	27:09.404
14	1	2:03.252	47.128	41.407	34.717	184.6	29:12.656
15	1	2:04.152	47.911	41.523	34.718	185.8	31:16.808
16	1	2:03.216	47.524	41.140	34.552	181.5	33:20.024
17	1	2:03.268	47.039	41.632	34.597	187.5	35:23.292
18	1	2:03.483	47.264	41.512	34.707	186.2	37:26.775
19	1	2:02.904	47.710	40.928	34.266	179.7	39:29.679
20	1	2:03.115	47.007	41.717	34.391	183.3	41:32.794
21	1	2:03.639	47.340	41.721	34.578	183.9	43:36.433
22	1	2:03.300	47.457	41.336	34.507	187.1	45:39.733
23	1	2:03.481	47.336	41.285	34.860	184.6	47:43.214
24	1	2:04.110	48.358	41.148	34.604	181.8	49:47.324
25	1	2:03.353	47.124	41.414	34.815	181.5	51:50.677
26	1	2:03.183	47.031	41.319	34.833	184.9	53:53.860
27	1	2:05.539	48.079	42.890	34.570	180.3	55:59.399
28	1	2:02.876	47.271	41.164	34.441	185.2	58:02.275
29	1	2:04.406	47.205	41.747	35.454	184.3	1:00:06.681
30	1	2:12.892	P 47.446	42.987	42.459	183.3	1:02:19.573
31	2	4:10.204	2:54.247	41.367	34.590	90.2	1:06:29.777
32	2	2:01.829	46.273	41.122	34.434	188.4	1:08:31.606
33	2	2:01.769	46.574	40.931	34.264	183.6	1:10:33.375
34	2	2:02.577	46.593	41.994	33.990	182.7	1:12:35.952
35	2	2:01.325	46.969	40.418	33.938	177.3	1:14:37.277
36	2	2:00.774	46.328	40.246	34.200	185.8	1:16:38.051
37	2	2:02.626	46.313	42.236	34.077	183.6	1:18:40.677
38	2	2:03.574	47.072	42.568	33.934	180.3	1:20:44.251
39	2	2:02.532	46.915	41.703	33.914	186.2	1:22:46.783
40	2	2:03.017	46.948	41.662	34.407	169.2	1:24:49.800

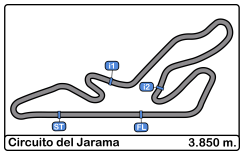

Circuito del Jarama
VI UV Endurance RACE Jarama
Carrera 4H
Tiempos Por Vuelta

41	2	2:03.402		48.102	41.002	34.298	169.0	1:26:53.202	99	2	2:01.106		45.850	41.094	34.162	192.5	3:48:46.482
42	2	2:02.290		46.530	41.332	34.428	179.7	1:28:55.492	100	2	1:59.528		45.731	40.267	33.530	185.2	3:50:46.010
43	2	2:01.843		46.483	40.850	34.510	180.9	1:30:57.335	101	2	1:59.186		45.946	39.711	33.529	181.2	3:52:45.196
44	2	2:01.148		46.509	40.580	34.059	184.3	1:32:58.483	102	2	2:00.007		46.103	40.044	33.860	179.7	3:54:45.203
45	2	18:05.023		16:47.258	43.162	34.603	94.9	1:51:03.506	103	2	2:00.103		46.024	40.162	33.917	180.0	3:56:45.306
46	2	2:02.121		46.917	41.181	34.023	181.2	1:53:05.627	104	2	1:59.254		46.045	39.462	33.747	180.0	3:58:44.560
47	2	2:00.642		45.829	41.046	33.767	192.5	1:55:06.269	105	2	1:58.966		46.127	39.618	33.221	180.0	4:00:43.526
48	2	1:59.554		45.596	40.313	33.645	194.5	1:57:05.823									
49	2	2:00.842		46.284	40.667	33.891	192.1	1:59:06.665									
50	2	2:00.349		46.129	40.395	33.825	185.5	2:01:07.014									
51	2	1:59.164		45.680	39.995	33.489	193.2	2:03:06.178									
52	2	2:00.679		45.635	41.362	33.682	194.2	2:05:06.857									
53	2	1:59.547		45.677	40.264	33.606	191.8	2:07:06.404									
54	2	1:59.290		45.296	40.383	33.611	194.9	2:09:05.694									
55	2	1:59.865		45.691	40.334	33.840	194.9	2:11:05.559									
56	2	2:00.110		46.224	39.887	33.999	190.1	2:13:05.669									
57	2	1:59.707		45.974	40.080	33.653	193.2	2:15:05.376									
58	2	5:44.999	P	45.992	40.942	4:18.065	191.4	2:20:50.375									
59	1	3:29.586		2:13.126	41.672	34.788	91.9	2:24:19.961									
60	1	2:02.965		46.556	41.638	34.771	180.3	2:26:22.926									
61	1	2:02.819		46.428	42.074	34.317	183.6	2:28:25.745									
62	1	2:03.210		46.894	41.976	34.340	179.4	2:30:28.955									
63	1	2:02.303		46.638	41.071	34.594	180.0	2:32:31.258									
64	1	2:03.401		48.108	41.025	34.268	195.6	2:34:34.659									
65	1	2:03.949		47.337	42.440	34.172	177.9	2:36:38.608									
66	1	2:02.382		46.229	41.684	34.469	193.5	2:38:40.990									
67	1	2:04.271		46.943	42.118	35.210	176.7	2:40:45.261									
68	1	2:03.216		47.246	41.607	34.363	177.0	2:42:48.477									
69	1	2:02.445		46.728	41.223	34.494	177.9	2:44:50.922									
70	1	2:01.618		46.767	40.732	34.119	180.6	2:46:52.540									
71	1	2:02.686		46.826	40.844	35.016	188.8	2:48:55.226									
72	1	2:02.331		46.597	40.719	35.015	181.2	2:50:57.557									
73	1	2:01.229		46.747	40.458	34.024	176.7	2:52:58.786									
74	1	2:00.949		46.246	40.570	34.133	183.3	2:54:59.735									
75	1	2:01.176		46.435	40.708	34.033	181.5	2:57:00.911									
76	1	2:00.253		45.733	40.743	33.777	189.4	2:59:01.164									
77	1	2:00.778		46.197	41.106	33.475	192.5	3:01:01.942									
78	1	2:00.590		46.411	40.128	34.051	194.9	3:03:02.532									
79	1	2:00.667		46.167	40.992	33.508	189.8	3:05:03.199									
80	1	1:59.885		45.531	40.374	33.980	194.2	3:07:03.084									
81	1	2:02.068		47.043	40.781	34.244	190.8	3:09:05.152									
82	1	2:12.509	P	46.605	40.647	45.257	181.8	3:11:17.661									
83	2	4:02.129		2:48.146	40.141	33.842	98.6	3:15:19.790									
84	2	2:00.673		46.313	40.241	34.119	183.0	3:17:20.463									
85	2	2:01.784		46.829	40.384	34.571	174.4	3:19:22.247									
86	2	2:01.480		47.337	40.369	33.774	186.2	3:21:23.727									
87	2	2:02.197		46.245	39.927	36.025	180.9	3:23:25.924									
88	2	1:59.595		46.230	39.860	33.505	185.2	3:25:25.519									
89	2	1:59.964		45.857	40.309	33.798	196.0	3:27:25.483									
90	2	2:00.813		46.649	40.390	33.774	184.6	3:29:26.296									
91	2	2:00.431		46.436	40.309	33.686	179.1	3:31:26.727									
92	2	2:01.038		46.923	40.292	33.823	177.6	3:33:27.765									
93	2	2:01.075		46.724	40.399	33.952	179.4	3:35:28.840									
94	2	2:01.843		46.778	40.861	34.204	180.9	3:37:30.683									
95	2	2:00.970		46.662	40.434	33.874	180.3	3:39:31.653									
96	2	1:59.523		46.300	39.662	33.561	179.4	3:41:31.176									
97	2	2:01.078		46.315	39.540	35.223	179.7	3:43:32.254									
98	2	3:13.122		1:11.664	1:25.063	36.395	146.1	3:46:45.376									

16

1 RRO RACING — BMW E36 325i

3 — 2 RRO RACING — ULTIMA VUELTA

Vta	D	Tiempo		Sector 1	Sector 2	Sector 3	V.Max	Elapsed
1		2:05.456		52.772	40.059	32.625	165.8	2:05.456
2		1:56.981		45.060	39.413	32.508	194.2	4:02.437
3		1:56.488		44.378	39.529	32.581	198.1	5:58.925
4		1:55.702		44.374	39.035	32.293	193.8	7:54.627
5		1:56.402		44.745	39.366	32.291	197.0	9:51.029
6		1:58.454		46.651	39.341	32.462	195.6	11:49.483
7		1:56.484		44.615	38.937	32.932	198.5	13:45.967
8		1:56.553		44.702	39.081	32.770	191.8	15:42.520
9		1:57.024		44.558	39.691	32.775	195.6	17:39.544
10		1:56.959		44.874	39.609	32.476	198.1	19:36.503
11		1:57.167		45.171	39.323	32.673	184.3	21:33.670
12		1:58.014		45.393	39.790	32.831	198.5	23:31.684
13	1	1:56.953		44.827	39.675	32.451	197.4	25:28.637
14	1	1:56.473		44.889	39.285	32.299	199.6	27:25.110
15	1	1:55.794		44.518	38.951	32.325	198.8	29:20.904
16	1	1:55.840		44.203	39.061	32.576	199.2	31:16.744
17	1	1:56.861		44.538	39.403	32.920	198.8	33:13.605
18	1	1:57.522		44.885	39.555	33.082	197.4	35:11.127
19	1	1:56.263		44.623	39.080	32.560	196.7	37:07.390
20	1	1:56.214		44.455	39.271	32.488	197.8	39:03.604
21	1	1:56.063		44.248	39.040	32.775	198.5	40:59.667
22	1	1:56.785		44.421	40.022	32.342	199.2	42:56.452
23	1	1:56.326		44.389	39.502	32.435	200.0	44:52.778
24	1	1:56.724		44.807	39.180	32.737	201.8	46:49.502
25	1	1:57.079		44.712	39.936	32.431	198.5	48:46.581
26	1	1:55.866		44.281	38.960	32.625	199.2	50:42.447
27	1	1:56.747		44.512	39.546	32.689	199.2	52:39.194
28	1	1:56.260		44.543	39.121	32.596	197.8	54:35.454
29	1	1:58.297		45.976	39.752	32.569	195.2	56:33.751
30	1	1:56.514		45.021	39.146	32.347	197.4	58:30.265
31	1	2:04.685	P	45.194	39.780	39.711	199.2	1:00:34.950
32	2	4:00.584		2:46.404	40.975	33.205	96.0	1:04:35.534
33	2	1:59.778		45.857	40.525	33.396	185.5	1:06:35.312
34	2	2:00.148		45.850	40.381	33.917	180.0	1:08:35.460
35	2	2:01.694		46.039	40.759	34.896	187.1	1:10:37.154
36	2	1:59.035		45.528	40.250	33.257	193.5	1:12:36.189
37	2	1:59.370		46.155	40.069	33.146	180.9	1:14:35.559
38	2	1:58.455		45.293	39.706	33.456	181.8	1:16:34.014
39	2	1:58.416		45.986	39.632	32.798	180.9	1:18:32.430
40	2	1:58.433		45.217	40.060	33.156	185.8	1:20:30.863
41	2	1:58.432		45.549	40.195	32.688	179.7	1:22:29.295
42	2	1:58.134		45.304	39.826	33.004	182.7	1:24:27.429
43	2	1:58.155		45.561	39.794	32.800	180.0	1:26:25.584
44	2	2:00.351		45.374	40.761	34.216	175.3	1:28:25.935
45	2	1:59.961		46.750	39.832	33.379	174.4	1:30:25.896
46	2	1:59.147		45.889	40.002	33.256	185.2	1:32:25.043
47	2	2:00.099		46.138	40.899	33.062	194.9	1:34:25.142
48	2	1:58.142		45.466	39.800	32.876	183.3	1:36:23.284

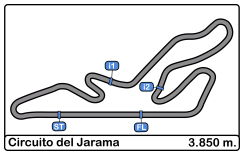

Circuito del Jarama
VI UV Endurance RACE Jarama
Carrera 4H
Tiempos Por Vuelta

49	2	1:58.046		45.433	39.725	32.888	171.9	1:38:21.330	107	2	2:00.456		46.754	40.163	33.539	188.1	3:48:45.479
50	2	2:02.163		47.417	41.233	33.513	158.8	1:40:23.493	108	2	1:59.159		45.217	40.565	33.377	189.1	3:50:44.638
51	2	1:59.736		46.332	39.827	33.577	181.8	1:42:23.229	109	2	1:59.646		45.612	40.656	33.378	190.8	3:52:44.284
52	2	2:00.134		46.169	40.676	33.289	175.0	1:44:23.363	110	2	1:58.949		45.192	40.505	33.252	190.8	3:54:43.233
53	2	2:00.232		46.375	40.542	33.315	164.3	1:46:23.595	111	2	1:59.696		45.842	40.482	33.372	184.6	3:56:42.929
54	2	2:01.032		45.855	41.650	33.527	170.0	1:48:24.627	112	2	1:59.961		45.948	39.952	34.061	189.4	3:58:42.890
55	2	2:00.142		45.764	40.948	33.430	170.3	1:50:24.769	113	2	1:59.378		45.219	39.997	34.162	188.8	4:00:42.268
56	2	2:01.686		47.167	40.745	33.774	173.0	1:52:26.455									
57	2	6:07.442	P	45.630	40.855	4:40.957	181.8	1:58:33.897									
58	1	3:48.013		2:33.617	40.876	33.520	95.9	2:02:21.910									
59	1	2:00.294		46.372	40.284	33.638	174.4	2:04:22.204									
60	1	2:02.267		46.714	40.834	34.719	179.1	2:06:24.471									
61	1	2:01.112		46.031	41.392	33.689	187.8	2:08:25.583									
62	1	2:01.013		46.034	41.190	33.789	179.4	2:10:26.596									
63	1	2:02.157		46.960	41.697	33.500	176.7	2:12:28.753									
64	1	2:02.340		46.075	41.545	34.720	188.1	2:14:31.093									
65	1	2:02.365		46.730	42.082	33.553	181.2	2:16:33.458									
66	1	2:03.345		47.049	42.838	33.458	183.3	2:18:36.803									
67	1	2:02.310		46.302	41.611	34.397	178.5	2:20:39.113									
68	1	2:05.707		48.949	42.193	34.565	172.5	2:22:44.820									
69	1	2:03.606		46.917	42.494	34.195	169.0	2:24:48.426									
70	1	2:02.372		46.873	41.946	33.553	177.0	2:26:50.798									
71	1	2:02.069		45.812	41.742	34.515	191.1	2:28:52.867									
72	1	2:02.527		46.416	42.196	33.915	175.6	2:30:55.394									
73	1	2:02.646		47.066	41.946	33.634	174.7	2:32:58.040									
74	1	2:01.853		46.425	41.392	34.036	187.1	2:34:59.893									
75	1	2:03.460		46.503	42.511	34.446	173.9	2:37:03.353									
76	1	2:04.373		47.311	41.436	35.626	169.8	2:39:07.726									
77	1	2:05.378		49.316	41.901	34.161	158.1	2:41:13.104									
78	1	2:06.321		48.464	43.258	34.599	172.2	2:43:19.425									
79	1	2:04.466		47.683	42.137	34.646	166.6	2:45:23.891									
80	1	2:04.313		48.252	41.672	34.389	171.7	2:47:28.204									
81	1	2:03.774		46.794	42.101	34.879	186.2	2:49:31.978									
82	1	4:15.950	P	47.581	41.834	2:46.535	166.4	2:53:47.928									
83	2	5:23.173		4:02.272	46.765	34.136	80.4	2:59:11.101									
84	2	2:02.190		46.197	40.795	35.198	180.0	3:01:13.291									
85	2	2:01.217		46.679	40.930	33.608	179.1	3:03:14.508									
86	2	1:59.471		45.821	40.478	33.172	178.8	3:05:13.979									
87	2	2:00.936		46.163	41.143	33.630	182.1	3:07:14.915									
88	2	2:00.431		46.151	40.582	33.698	190.8	3:09:15.346									
89	2	2:01.459		46.293	41.135	34.031	170.0	3:11:16.805									
90	2	2:03.021		46.888	41.921	34.212	169.0	3:13:19.826									
91	2	2:00.926		47.113	40.484	33.329	149.5	3:15:20.752									
92	2	2:01.846		46.209	41.881	33.756	161.9	3:17:22.598									
93	2	2:00.038		45.978	40.244	33.816	171.9	3:19:22.636									
94	2	2:00.218		46.662	40.085	33.471	171.1	3:21:22.854									
95	2	1:59.625		45.586	40.028	34.011	186.2	3:23:22.479									
96	2	1:58.900		45.353	40.088	33.459	187.8	3:25:21.379									
97	2	1:59.070		45.515	40.230	33.325	194.5	3:27:20.449									
98	2	1:58.600		45.192	40.179	33.229	175.8	3:29:19.049									
99	2	2:00.064		46.279	40.535	33.250	171.9	3:31:19.113									
100	2	2:00.541		45.192	40.527	34.822	188.8	3:33:19.654									
101	2	1:59.965		45.486	41.003	33.476	191.1	3:35:19.619									
102	2	1:59.828		45.841	40.685	33.302	179.4	3:37:19.447									
103	2	1:59.210		45.416	40.707	33.087	188.4	3:39:18.657									
104	2	2:00.942		45.888	41.048	34.006	180.0	3:41:19.599									
105	2	2:00.761		45.967	40.990	33.804	190.4	3:43:20.360									
106	2	3:24.663		1:22.541	1:25.007	37.115	123.2	3:46:45.023									

18

1 VSR MOTORSPORT 1 — BMW E36 325i

3 — 2 VSR MOTORSPORT 1 — ULTIMA VUELTA

Vta	D	Tiempo		Sector 1	Sector 2	Sector 3	V.Max	Elapsed
1		2:05.008		52.355	40.017	32.636	165.1	2:05.008
2		1:56.894		45.147	39.341	32.406	187.5	4:01.902
3		1:56.392		44.600	39.311	32.481	194.5	5:58.294
4		1:56.020		44.482	39.202	32.336	193.2	7:54.314
5		1:56.188		44.464	39.390	32.334	193.8	9:50.502
6		1:56.770		44.788	39.387	32.595	191.8	11:47.272
7		1:57.041		44.831	39.439	32.771	194.2	13:44.313
8		1:56.663		44.897	39.039	32.727	194.2	15:40.976
9		1:56.637		44.610	39.229	32.798	193.2	17:37.613
10		1:57.948		44.901	39.415	33.632	191.4	19:35.561
11		1:57.139		45.046	39.363	32.730	189.4	21:32.700
12		1:57.648		45.033	39.514	33.101	196.0	23:30.348
13	1	1:57.997		45.949	39.464	32.584	194.5	25:28.345
14	1	1:56.594		45.006	39.051	32.537	192.5	27:24.939
15	1	1:57.230		45.428	39.287	32.515	192.5	29:22.169
16	1	1:56.103		44.389	39.094	32.620	196.0	31:18.272
17	1	1:58.199		45.096	39.336	33.767	187.8	33:16.471
18	1	1:56.747		44.821	39.481	32.445	196.7	35:13.218
19	1	1:56.618		45.140	38.937	32.541	193.8	37:09.836
20	1	1:56.460		44.581	39.315	32.564	194.5	39:06.296
21	1	1:56.310		44.592	39.132	32.586	192.5	41:02.606
22	1	1:57.235		44.760	39.442	33.033	196.7	42:59.841
23	1	1:55.866		44.469	39.044	32.353	191.8	44:55.707
24	1	1:57.253		45.012	39.481	32.760	195.6	46:52.960
25	1	1:57.156		44.475	39.081	33.600	195.2	48:50.116
26	1	1:55.749		44.375	38.916	32.458	194.9	50:45.865
27	1	4:38.427	P	44.604	39.149	3:14.674	194.2	55:24.292
28	2	4:21.282		3:04.864	42.073	34.345	68.2	59:45.574
29	2	2:02.693		47.344	41.436	33.913	189.8	1:01:48.267
30	2	2:00.238		45.742	40.614	33.882	187.8	1:03:48.505
31	2	2:00.709		45.401	40.669	34.639	187.8	1:05:49.214
32	2	2:00.634		46.829	40.423	33.382	180.3	1:07:49.848
33	2	2:01.226		46.844	40.709	33.673	184.6	1:09:51.074
34	2	1:59.064		45.439	40.104	33.521	182.4	1:11:50.138
35	2	2:02.670		45.703	41.756	35.211	183.9	1:13:52.808
36	2	1:58.363		45.355	39.682	33.326	184.9	1:15:51.171
37	2	2:00.087		46.101	40.375	33.611	179.7	1:17:51.258
38	2	1:59.463		45.507	40.541	33.415	180.3	1:19:50.721
39	2	1:58.808		45.532	40.064	33.212	186.8	1:21:49.529
40	2	1:58.728		45.400	40.067	33.261	188.8	1:23:48.257
41	2	1:59.272		46.020	39.866	33.386	179.4	1:25:47.529
42	2	2:00.917		45.622	41.437	33.858	191.1	1:27:48.446
43	2	2:00.655		45.809	41.394	33.452	188.4	1:29:49.101
44	2	1:59.616		45.408	40.196	34.012	185.5	1:31:48.717
45	2	1:58.772		45.763	40.062	32.947	187.5	1:33:47.489
46	2	1:59.676		45.029	40.025	34.622	195.2	1:35:47.165
47	2	1:57.904		45.087	39.801	33.016	189.1	1:37:45.069
48	2	1:58.415		45.708	39.782	32.925	191.8	1:39:43.484

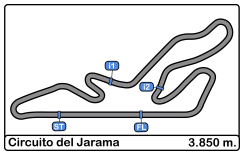

Circuito del Jarama
VI UV Endurance RACE Jarama
Carrera 4H
Tiempos Por Vuelta

49	2	1:57.521		45.106	39.542	32.873	195.6	1:41:41.005	107	1	1:57.464		45.337	39.631	32.496	184.9	3:56:45.874
50	2	2:01.027		47.138	40.888	33.001	186.8	1:43:42.032	108	1	1:55.900		44.344	39.065	32.491	194.5	3:58:41.774
51	2	1:58.195		45.076	39.735	33.384	194.5	1:45:40.227	109	1	1:56.379		44.442	39.185	32.752	194.5	4:00:38.153
52	2	2:01.044		47.219	40.638	33.187	198.1	1:47:41.271	110	1	1:56.670		45.257	39.012	32.401	180.3	4:02:34.823
53	2	1:58.330		45.385	39.750	33.195	194.9	1:49:39.601									
54	2	2:08.838	P	45.239	40.997	42.602	192.8	1:51:48.439									
55	1	11:23.049	P	6:11.733	41.551	4:29.765	88.1	2:03:11.488									
56	2	5:32.580		4:13.574	43.377	35.629	96.7	2:08:44.068									
57	2	2:02.555		47.181	41.204	34.170	178.2	2:10:46.623									
58	2	2:02.321		46.260	42.347	33.714	176.7	2:12:48.944									
59	2	2:01.262		45.631	41.816	33.815	183.0	2:14:50.206									
60	2	2:03.680		47.751	41.768	34.161	177.3	2:16:53.886									
61	2	2:01.658		46.496	41.562	33.600	175.3	2:18:55.544									
62	2	2:07.855		49.502	43.849	34.504	171.7	2:21:03.399									
63	2	2:01.690		45.901	41.744	34.045	187.1	2:23:05.089									
64	2	2:04.388		49.191	41.173	34.024	182.7	2:25:09.477									
65	2	2:03.182		46.946	42.599	33.637	172.8	2:27:12.659									
66	2	2:02.007		46.278	41.039	34.690	189.8	2:29:14.666									
67	2	2:02.675		46.446	41.320	34.909	183.6	2:31:17.341									
68	2	2:03.185		46.969	41.483	34.733	184.9	2:33:20.526									
69	2	2:05.168		47.488	43.199	34.481	172.2	2:35:25.694									
70	2	2:02.888		46.863	41.848	34.177	180.6	2:37:28.582									
71	2	2:03.417		46.777	42.000	34.640	186.8	2:39:31.999									
72	2	2:02.542		47.013	41.544	33.985	184.3	2:41:34.541									
73	2	2:03.058		46.315	41.425	35.318	183.6	2:43:37.599									
74	2	2:02.744		46.379	42.119	34.246	187.5	2:45:40.343									
75	2	2:02.651		46.542	41.847	34.262	169.2	2:47:42.994									
76	2	2:01.943		46.561	41.270	34.112	173.9	2:49:44.937									
77	2	2:04.136		48.156	41.525	34.455	179.4	2:51:49.073									
78	2	4:04.283	P	47.168	42.789	2:34.326	183.3	2:55:53.356									
79	1	5:08.888		3:54.539	41.139	33.210	85.0	3:01:02.244									
80	1	1:59.091		45.444	40.105	33.542	193.5	3:03:01.335									
81	1	1:59.795		45.783	41.069	32.943	189.1	3:05:01.130									
82	1	1:57.427		45.143	39.786	32.498	183.0	3:06:58.557									
83	1	2:01.178		48.765	39.912	32.501	155.3	3:08:59.735									
84	1	1:57.747		45.161	40.222	32.364	181.8	3:10:57.482									
85	1	1:56.441		44.561	39.308	32.572	191.1	3:12:53.923									
86	1	1:57.609		44.616	40.067	32.926	192.5	3:14:51.532									
87	1	1:57.427		45.042	39.704	32.681	189.8	3:16:48.959									
88	1	1:57.157		45.038	39.540	32.579	188.4	3:18:46.116									
89	1	1:58.751		45.544	39.893	33.314	189.8	3:20:44.867									
90	1	1:57.537		45.575	39.440	32.522	183.6	3:22:42.404									
91	1	1:57.491		45.056	39.585	32.850	189.4	3:24:39.895									
92	1	1:56.750		44.870	39.310	32.570	180.9	3:26:36.645									
93	1	1:57.233		45.455	39.365	32.413	182.4	3:28:33.878									
94	1	1:56.614		44.600	39.381	32.633	190.8	3:30:30.492									
95	1	1:56.004		44.623	39.040	32.341	194.9	3:32:26.496									
96	1	1:55.695		44.475	39.033	32.187	192.1	3:34:22.191									
97	1	1:57.830		45.305	40.091	32.434	193.2	3:36:20.021									
98	1	1:57.306		44.753	39.792	32.761	193.2	3:38:17.327									
99	1	1:58.820		44.798	40.339	33.683	193.5	3:40:16.147									
100	1	1:58.043		45.993	39.745	32.305	183.0	3:42:14.190									
101	1	2:15.206		44.775	44.480	45.951	196.0	3:44:29.396									
102	1	2:31.037		1:00.436	51.178	39.423	115.1	3:47:00.433									
103	1	1:57.368		45.415	39.593	32.360	181.5	3:48:57.801									
104	1	1:56.422		44.570	39.450	32.402	194.9	3:50:54.223									
105	1	1:56.625		44.726	39.407	32.492	183.9	3:52:50.848									
106	1	1:57.562		45.036	39.882	32.644	194.5	3:54:48.410									

19 — 1 RACING TO ENJOY 1 — BMW E36 325i

3 — 2 RACING TO ENJOY 1 — CD TERRA TRAINING MOTORSPORT

Vta	D	Tiempo		Sector 1	Sector 2	Sector 3	V.Max	Elapsed
1		2:04.476		52.335	39.383	32.758	163.1	2:04.476
2		1:56.313		44.916	38.880	32.517	192.8	4:00.789
3		1:55.393		44.255	38.693	32.445	194.5	5:56.182
4		1:55.222		44.216	38.710	32.296	196.3	7:51.404
5		1:55.878		44.705	38.778	32.395	196.3	9:47.282
6		1:56.000		44.339	39.204	32.457	196.7	11:43.282
7		1:56.422		44.502	39.236	32.684	192.5	13:39.704
8		1:56.098		44.524	39.018	32.556	196.3	15:35.802
9		1:57.030		45.274	39.167	32.589	196.3	17:32.832
10		1:58.019		45.591	39.824	32.604	196.7	19:30.851
11		1:57.601		44.618	39.170	33.813	196.7	21:28.452
12		1:57.323		44.745	39.560	33.018	196.0	23:25.775
13	1	1:56.457		44.453	39.117	32.887	194.5	25:22.232
14	1	1:56.938		44.699	39.202	33.037	196.0	27:19.170
15	1	1:56.418		44.598	39.375	32.445	189.1	29:15.588
16	1	1:56.734		44.774	39.349	32.611	195.2	31:12.322
17	1	1:57.235		45.122	39.387	32.726	196.0	33:09.557
18	1	1:58.254		45.602	39.582	33.070	187.8	35:07.811
19	1	1:56.844		45.027	39.202	32.615	191.1	37:04.655
20	1	1:56.347		44.525	39.097	32.725	195.6	39:01.002
21	1	1:57.023		44.731	39.736	32.556	196.0	40:58.025
22	1	1:58.099		45.347	40.279	32.473	194.9	42:56.124
23	1	1:56.926		45.040	39.491	32.395	194.9	44:53.050
24	1	1:56.860		44.883	39.296	32.681	187.1	46:49.910
25	1	1:57.075		44.878	39.765	32.432	191.8	48:46.985
26	1	1:56.732		45.273	38.985	32.474	187.1	50:43.717
27	1	1:57.316		44.607	39.073	33.636	189.4	52:41.033
28	1	2:03.627	P	45.689	39.459	38.479	197.8	54:44.660
29	2	2:32.689		1:20.592	39.519	32.578	87.7	57:17.349
30	2	1:56.891		44.766	39.279	32.846	190.1	59:14.240
31	2	1:57.287		45.229	39.357	32.701	173.6	1:01:11.527
32	2	5:23.177	P	44.716	39.369	3:59.092	195.2	1:06:34.704
33	1	3:41.035		2:26.138	40.738	34.159	103.2	1:10:15.739
34	1	2:02.796		46.107	42.232	34.457	192.5	1:12:18.535
35	1	2:00.687		46.208	40.207	34.272	191.1	1:14:19.222
36	1	2:02.616		46.378	41.722	34.516	193.2	1:16:21.838
37	1	2:01.242		46.268	40.541	34.433	195.6	1:18:23.080
38	1	2:00.218		46.106	40.282	33.830	184.9	1:20:23.298
39	1	2:01.244		46.654	41.003	33.587	187.1	1:22:24.542
40	1	2:00.221		46.787	39.825	33.609	189.4	1:24:24.763
41	1	1:59.316		46.060	39.702	33.554	194.9	1:26:24.079
42	1	2:01.518		45.737	41.408	34.373	194.2	1:28:25.597
43	1	1:59.836		46.490	40.033	33.313	175.8	1:30:25.433
44	1	1:59.318		46.014	39.681	33.623	193.8	1:32:24.751
45	1	2:00.755		45.987	40.877	33.891	186.2	1:34:25.506
46	1	2:00.429		46.579	40.332	33.518	184.6	1:36:25.935
47	1	1:58.973		45.940	39.843	33.190	191.1	1:38:24.908
48	1	2:00.317		46.291	40.729	33.297	196.0	1:40:25.225
49	1	3:10.414		1:56.082	40.517	33.815	198.5	1:43:35.639
50	1	2:01.638		46.657	40.699	34.282	184.9	1:45:37.277

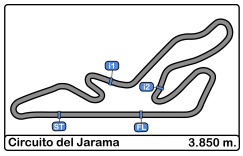

Circuito del Jarama
VI UV Endurance RACE Jarama
Carrera 4H
Tiempos Por Vuelta

51	1	2:01.737		46.752	40.465	34.520	190.4	1:47:39.014	109	1	2:00.115	46.687	40.019	33.409	180.9	3:52:58.140
52	1	1:58.980		45.688	39.988	33.304	192.5	1:49:37.994	110	1	2:01.711	47.693	40.233	33.785	153.8	3:54:59.851
53	1	1:59.889		46.256	40.183	33.450	198.1	1:51:37.883	111	1	2:02.373	46.996	40.653	34.724	166.6	3:57:02.224
54	1	1:59.443		45.735	40.366	33.342	192.8	1:53:37.326	112	1	2:02.809	47.097	41.291	34.421	167.9	3:59:05.033
55	1	1:59.893		45.663	40.205	34.025	189.1	1:55:37.219	113	1	2:01.775	46.855	41.134	33.786	164.1	4:01:06.808
56	1	2:02.939		47.355	41.624	33.960	187.8	1:57:40.158								
57	1	2:01.479		46.525	40.909	34.045	183.6	1:59:41.637								
58	1	2:01.701		46.065	41.371	34.265	187.5	2:01:43.338								
59	1	2:02.168		47.738	40.610	33.820	195.2	2:03:45.506								
60	1	1:59.542		45.542	40.516	33.484	192.5	2:05:45.048								
61	1	2:00.355		46.206	40.441	33.708	192.8	2:07:45.403								
62	1	2:00.055		46.081	40.573	33.401	187.1	2:09:45.458								
63	1	5:37.598	P	46.469	41.216	4:09.913	188.1	2:15:23.056								
64	2	3:50.681		2:35.031	41.298	34.352	94.9	2:19:13.737								
65	2	2:01.359		47.125	40.293	33.941	177.0	2:21:15.096								
66	2	2:03.173		47.170	42.787	33.216	177.6	2:23:18.269								
67	2	2:01.539		45.900	41.868	33.771	190.8	2:25:19.808								
68	2	1:59.811		45.892	40.295	33.624	189.8	2:27:19.619								
69	2	2:00.759		46.528	40.835	33.396	189.4	2:29:20.378								
70	2	2:00.427		46.028	40.967	33.432	187.1	2:31:20.805								
71	2	2:01.761		46.695	41.231	33.835	195.6	2:33:22.566								
72	2	2:01.238		46.114	41.411	33.713	186.2	2:35:23.804								
73	2	2:00.012		46.031	40.376	33.605	176.1	2:37:23.816								
74	2	2:00.356		46.083	41.134	33.139	183.3	2:39:24.172								
75	2	1:59.704		45.472	40.718	33.514	188.1	2:41:23.876								
76	2	2:00.849		47.050	40.287	33.512	184.6	2:43:24.725								
77	2	1:59.901		46.663	40.039	33.199	173.0	2:45:24.626								
78	2	2:01.794		45.910	41.750	34.134	183.0	2:47:26.420								
79	2	1:59.670		46.025	39.937	33.708	173.3	2:49:26.090								
80	2	1:58.574		45.230	39.990	33.354	182.7	2:51:24.664								
81	2	2:00.915		46.522	41.425	32.968	182.1	2:53:25.579								
82	2	2:00.272		45.856	40.232	34.184	183.3	2:55:25.851								
83	2	2:04.518		47.974	43.167	33.377	162.1	2:57:30.369								
84	2	1:59.668		46.670	39.982	33.016	166.1	2:59:30.037								
85	2	2:00.108		46.437	40.432	33.239	175.6	3:01:30.145								
86	2	2:01.779		46.368	40.944	34.467	177.3	3:03:31.924								
87	2	2:00.215		46.411	40.511	33.293	171.1	3:05:32.139								
88	2	2:01.459		46.491	40.878	34.090	171.9	3:07:33.598								
89	2	2:00.427		46.696	40.515	33.216	168.7	3:09:34.025								
90	2	2:01.820		45.755	41.609	34.456	174.4	3:11:35.845								
91	2	2:10.282	P	46.230	41.213	42.839	172.2	3:13:46.127								
92	1	4:04.668		2:49.885	41.026	33.757	97.6	3:17:50.795								
93	1	1:59.073		45.335	40.796	32.942	180.9	3:19:49.868								
94	1	1:59.127		45.911	40.109	33.107	178.2	3:21:48.995								
95	1	1:59.122		45.711	40.137	33.274	169.2	3:23:48.117								
96	1	1:59.219		45.690	40.077	33.452	183.9	3:25:47.336								
97	1	2:00.502		46.303	40.926	33.273	181.5	3:27:47.838								
98	1	1:59.134		45.621	40.340	33.173	170.3	3:29:46.972								
99	1	1:59.738		46.310	40.344	33.084	168.4	3:31:46.710								
100	1	2:01.923		47.000	40.475	34.448	167.1	3:33:48.633								
101	1	2:02.328		47.398	41.498	33.432	160.7	3:35:50.961								
102	1	2:01.121		46.990	40.793	33.338	162.6	3:37:52.082								
103	1	2:00.720		46.627	40.716	33.377	167.7	3:39:52.802								
104	1	1:59.984		46.223	40.376	33.385	171.4	3:41:52.786								
105	1	2:01.353		46.221	40.702	34.430	173.6	3:43:54.139								
106	1	3:00.619		57.548	1:25.351	37.720	162.4	3:46:54.758								
107	1	2:00.560		46.117	40.428	34.015	167.1	3:48:55.318								
108	1	2:02.707		46.937	41.702	34.068	167.9	3:50:58.025								

21 — 1 BOYACÁ VSR — BMW E36 325i

3 — 2 BOYACÁ VSR — ULTIMA VUELTA

Vta	D	Tiempo		Sector 1	Sector 2	Sector 3	V.Max	Elapsed
1		2:08.773		53.434	41.417	33.922	160.0	2:08.773
2		1:59.458		46.197	40.098	33.163	179.1	4:08.231
3		1:58.621		45.652	39.964	33.005	185.5	6:06.852
4		1:57.537		45.087	39.366	33.084	191.8	8:04.389
5		1:58.547		45.856	39.606	33.085	187.1	10:02.936
6		1:58.242		45.366	39.731	33.145	192.8	12:01.178
7		1:58.827		45.311	40.520	32.996	189.4	14:00.005
8		1:59.811		45.285	41.033	33.493	192.5	15:59.816
9		1:58.153		45.687	39.513	32.953	192.1	17:57.969
10		1:57.745		45.128	39.356	33.261	195.2	19:55.714
11		1:58.411		46.228	39.262	32.921	173.3	21:54.125
12		1:59.236		45.470	39.200	34.566	194.5	23:53.361
13	1	1:59.823		45.954	40.618	33.251	183.9	25:53.184
14	1	1:59.798		46.568	40.128	33.102	182.4	27:52.982
15	1	1:57.748		45.253	39.447	33.048	190.4	29:50.730
16	1	2:00.463		46.648	40.683	33.132	180.6	31:51.193
17	1	1:59.759		47.080	39.688	32.991	185.2	33:50.952
18	1	1:59.365		46.102	40.233	33.030	186.2	35:50.317
19	1	1:57.657		45.681	39.302	32.674	186.5	37:47.974
20	1	1:59.083		45.457	39.746	33.880	189.1	39:47.057
21	1	1:58.958		46.279	39.510	33.169	176.7	41:46.015
22	1	1:59.283		46.423	39.872	32.988	183.0	43:45.298
23	1	1:58.451		45.801	39.716	32.934	183.0	45:43.749
24	1	1:59.550		45.590	40.155	33.805	184.9	47:43.299
25	1	1:59.518		46.801	39.799	32.918	176.1	49:42.817
26	1	1:57.735		45.455	39.430	32.850	191.4	51:40.552
27	1	1:59.710		46.530	39.695	33.485	184.3	53:40.262
28	1	3:49.164	P	46.265	40.577	2:22.322	187.8	57:29.426
29	2	5:22.475		4:06.186	41.334	34.955	94.5	1:02:51.901
30	2	1:59.599		46.697	39.186	33.716	179.4	1:04:51.500
31	2	1:59.167		45.938	40.268	32.961	184.9	1:06:50.667
32	2	2:00.260		46.791	40.614	32.855	191.1	1:08:50.927
33	2	2:01.145		46.443	40.816	33.886	193.8	1:10:52.072
34	2	2:02.549		47.067	41.365	34.117	167.4	1:12:54.621
35	2	2:00.825		46.119	41.473	33.233	190.1	1:14:55.446
36	2	1:57.698		44.918	39.695	33.085	194.2	1:16:53.144
37	2	1:58.546		44.972	40.208	33.366	194.9	1:18:51.690
38	2	1:59.151		46.670	39.532	32.949	180.9	1:20:50.841
39	2	1:59.939		45.283	40.593	34.063	189.8	1:22:50.780
40	2	1:59.452		45.841	40.729	32.882	187.5	1:24:50.232
41	2	1:58.989		46.043	39.869	33.077	197.0	1:26:49.221
42	2	1:59.971		46.582	39.960	33.429	180.3	1:28:49.192
43	2	1:59.920		45.907	40.734	33.279	179.1	1:30:49.112
44	2	1:57.972		45.400	39.773	32.799	190.1	1:32:47.084
45	2	1:58.444		45.263	40.169	33.012	186.8	1:34:45.528
46	2	1:58.282		45.423	39.934	32.925	196.3	1:36:43.810
47	2	1:58.574		45.379	39.960	33.235	189.1	1:38:42.384
48	2	1:59.750		45.916	40.777	33.057	190.1	1:40:42.134
49	2	2:00.769		47.521	39.832	33.416	160.0	1:42:42.903
50	2	1:59.661		46.356	39.962	33.343	169.0	1:44:42.564

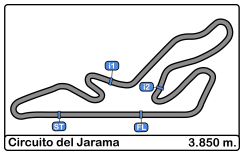

Circuito del Jarama
VI UV Endurance RACE Jarama
Carrera 4H
Tiempos Por Vuelta

51	2	1:59.318		45.813	40.503	33.002	188.8	1:46:41.882	109	2	1:59.495		45.605	39.901	33.989	180.0	3:54:58.020
52	2	1:58.283		45.422	39.868	32.993	186.8	1:48:40.165	110	2	1:58.911		45.445	40.177	33.289	185.8	3:56:56.931
53	2	2:00.026		46.414	40.173	33.439	177.6	1:50:40.191	111	2	1:59.168		45.749	40.054	33.365	179.4	3:58:56.099
54	2	2:00.744		45.664	41.360	33.720	183.9	1:52:40.935	112	2	1:59.164		45.667	40.119	33.378	186.2	4:00:55.263
55	2	1:59.117		45.303	40.723	33.091	192.1	1:54:40.052									
56	2	1:59.312		45.575	40.458	33.279	184.3	1:56:39.364									
57	2	1:58.705		45.311	40.288	33.106	194.5	1:58:38.069									
58	2	1:59.461		46.350	40.033	33.078	179.1	2:00:37.530									
59	2	1:58.165		45.339	39.781	33.045	185.5	2:02:35.695									
60	2	6:02.695	P	48.218	40.727	4:33.750	165.6	2:08:38.390									
61	1	4:05.997		2:52.919	39.994	33.084	90.9	2:12:44.387									
62	1	2:02.381		45.241	40.582	36.558	193.5	2:14:46.768									
63	1	2:00.608		46.946	40.612	33.050	186.5	2:16:47.376									
64	1	2:00.631		45.448	41.259	33.924	196.3	2:18:48.007									
65	1	1:58.291		45.638	39.777	32.876	190.1	2:20:46.298									
66	1	1:58.528		45.891	39.624	33.013	193.5	2:22:44.826									
67	1	1:59.004		45.385	40.375	33.244	193.8	2:24:43.830									
68	1	1:59.176		46.129	39.866	33.181	188.8	2:26:43.006									
69	1	1:59.328		45.830	40.101	33.397	190.1	2:28:42.334									
70	1	2:00.243		47.193	39.900	33.150	187.8	2:30:42.577									
71	1	2:00.131		47.053	40.247	32.831	166.4	2:32:42.708									
72	1	2:00.631		45.928	40.857	33.846	192.8	2:34:43.339									
73	1	2:00.088		45.528	40.501	34.059	192.1	2:36:43.427									
74	1	1:58.755		45.726	40.078	32.951	190.4	2:38:42.182									
75	1	2:00.998		46.401	41.011	33.586	174.4	2:40:43.180									
76	1	1:59.491		45.289	41.245	32.957	191.4	2:42:42.671									
77	1	1:58.639		45.479	40.322	32.838	190.8	2:44:41.310									
78	1	1:58.598		45.521	40.093	32.984	190.1	2:46:39.908									
79	1	1:58.156		45.501	39.872	32.783	191.1	2:48:38.064									
80	1	1:58.267		45.601	39.663	33.003	195.2	2:50:36.331									
81	1	1:58.671		45.287	40.061	33.323	184.6	2:52:35.002									
82	1	2:00.746		46.323	40.637	33.786	180.6	2:54:35.748									
83	1	3:37.852	P	46.162	41.243	2:10.447	186.8	2:58:13.600									
84	2	5:38.300		4:22.090	41.251	34.959	89.1	3:03:51.900									
85	2	2:01.354		46.393	40.922	34.039	183.9	3:05:53.254									
86	2	2:01.103		46.743	40.525	33.835	186.5	3:07:54.357									
87	2	2:02.415		46.946	41.072	34.397	183.0	3:09:56.772									
88	2	2:01.687		46.825	40.909	33.953	183.9	3:11:58.459									
89	2	2:01.300		46.450	40.774	34.076	177.0	3:13:59.759									
90	2	2:02.042		46.751	41.423	33.868	183.9	3:16:01.801									
91	2	2:00.879		46.032	40.961	33.886	179.4	3:18:02.680									
92	2	2:01.561		46.028	41.772	33.761	183.9	3:20:04.241									
93	2	2:00.710		46.033	40.474	34.203	187.8	3:22:04.951									
94	2	2:02.170		46.686	41.463	34.021	181.5	3:24:07.121									
95	2	2:00.441		46.037	40.551	33.853	190.1	3:26:07.562									
96	2	2:01.652		46.466	40.858	34.328	192.1	3:28:09.214									
97	2	2:00.645		45.938	40.900	33.807	185.5	3:30:09.859									
98	2	2:00.757		46.238	40.640	33.879	189.1	3:32:10.616									
99	2	2:01.463		46.816	40.816	33.831	182.7	3:34:12.079									
100	2	2:00.838		46.038	40.751	34.049	181.5	3:36:12.917									
101	2	2:02.035		45.802	41.875	34.358	190.1	3:38:14.952									
102	2	2:00.534		46.182	40.981	33.371	190.1	3:40:15.486									
103	2	2:00.041		46.307	40.558	33.176	187.5	3:42:15.527									
104	2	2:14.346		45.455	43.467	45.424	188.1	3:44:29.873									
105	2	2:31.182		1:00.416	51.529	39.237	115.6	3:47:01.055									
106	2	2:00.224		46.022	40.741	33.461	187.5	3:49:01.279									
107	2	1:58.914		45.633	40.162	33.119	189.1	3:51:00.193									
108	2	1:58.332		45.423	39.801	33.108	190.1	3:52:58.525									

26 — 1 KOBE MOTOR — Toyota Aygo

AYGO — 2 KOBE MOTOR — RACE

Vta	D	Tiempo		Sector 1	Sector 2	Sector 3	V.Max	Elapsed
1		2:41.754		1:12.602	49.241	39.911	147.7	2:41.754
2		2:21.230		53.671	48.694	38.865	151.2	5:02.984
3		2:20.549		53.309	48.361	38.879	149.7	7:23.533
4		2:21.380		54.023	48.328	39.029	149.3	9:44.913
5		2:22.371		54.553	48.270	39.548	148.5	12:07.284
6		2:20.048		53.064	48.247	38.737	148.3	14:27.332
7		2:20.571		53.275	48.446	38.850	148.3	16:47.903
8		2:20.955		52.972	48.612	39.371	147.5	19:08.858
9		2:22.842		53.412	48.977	40.453	148.3	21:31.700
10		2:21.643		53.121	48.249	40.273	152.5	23:53.343
11	1	2:21.958		53.297	48.504	40.157	152.9	26:15.301
12	1	2:20.607		53.225	48.351	39.031	149.1	28:35.908
13	1	2:20.005		53.066	48.199	38.740	149.5	30:55.913
14	1	2:23.245		53.306	49.601	40.338	148.3	33:19.158
15	1	2:19.929		52.815	48.240	38.874	149.3	35:39.087
16	1	2:20.432		53.396	48.214	38.822	148.1	37:59.519
17	1	2:21.231		52.998	49.535	38.698	149.1	40:20.750
18	1	2:21.985		53.563	49.201	39.221	151.0	42:42.735
19	1	2:22.124		52.992	50.211	38.921	151.0	45:04.859
20	1	2:21.183		52.466	48.750	39.967	150.0	47:26.042
21	1	2:23.656		54.305	48.817	40.534	151.0	49:49.698
22	1	2:20.983		53.793	48.244	38.946	150.2	52:10.681
23	1	2:23.478		53.236	48.803	41.439	148.7	54:34.159
24	1	2:21.157		53.339	48.878	38.940	150.0	56:55.316
25	1	2:21.412		53.225	48.676	39.511	148.5	59:16.728
26	1	2:28.164	P	52.643	48.800	46.721	149.7	1:01:44.892
27	2	4:31.310		3:02.525	49.318	39.467	83.0	1:06:16.202
28	2	2:21.963		53.222	48.769	39.972	148.3	1:08:38.165
29	2	2:23.520		53.794	48.757	40.969	150.8	1:11:01.685
30	2	2:21.004		53.309	48.569	39.126	149.1	1:13:22.689
31	2	2:21.589		54.105	48.701	38.783	151.2	1:15:44.278
32	2	2:23.365		53.217	49.584	40.564	149.3	1:18:07.643
33	2	2:22.198		54.508	48.524	39.166	147.1	1:20:29.841
34	2	2:20.608		53.222	48.316	39.070	149.7	1:22:50.449
35	2	2:21.283		53.202	48.898	39.183	148.9	1:25:11.732
36	2	2:20.212		53.091	48.242	38.879	150.4	1:27:31.944
37	2	2:23.750		54.742	48.666	40.342	148.3	1:29:55.694
38	2	2:21.483		53.297	49.088	39.098	152.5	1:32:17.177
39	2	2:21.209		53.867	48.179	39.163	147.5	1:34:38.386
40	2	2:21.292		53.873	48.292	39.127	148.5	1:36:59.678
41	2	2:21.276		53.168	49.191	38.917	148.1	1:39:20.954
42	2	2:19.383		52.578	48.076	38.729	150.8	1:41:40.337
43	2	2:19.736		52.988	48.108	38.640	150.6	1:44:00.073
44	2	2:20.369		52.958	48.398	39.013	149.3	1:46:20.442
45	2	2:20.396		53.213	48.181	39.002	150.2	1:48:40.838
46	2	2:20.594		52.862	48.863	38.869	148.3	1:51:01.432
47	2	2:19.922		53.167	47.917	38.838	151.4	1:53:21.354
48	2	2:21.356		52.743	48.367	40.246	150.8	1:55:42.710
49	2	2:23.867		54.947	48.832	40.088	150.8	1:58:06.577
50	2	2:21.302		53.819	48.255	39.228	151.2	2:00:27.879
51	2	5:42.412	P	53.247	48.568	4:00.597	148.7	2:06:10.291

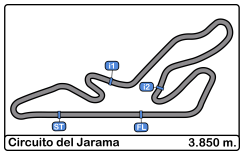

Circuito del Jarama
VI UV Endurance RACE Jarama
Carrera 4H
Tiempos Por Vuelta

52	1	10:28.325		8:54.812	51.259	42.254	82.2	2:16:38.616	13	1	2:03.975		47.457	41.583	34.935	180.0	27:42.097
53	1	2:31.275		58.232	53.202	39.841	142.1	2:19:09.891	14	1	2:05.447		47.522	42.348	35.577	179.4	29:47.544
54	1	2:24.592		54.729	49.981	39.882	146.9	2:21:34.483	15	1	2:05.473		47.984	41.845	35.644	178.8	31:53.017
55	1	2:27.534		54.727	51.405	41.402	146.3	2:24:02.017	16	1	2:06.779		48.132	42.958	35.689	171.9	33:59.796
56	1	2:26.979		54.878	50.946	41.155	147.9	2:26:28.996	17	1	2:04.494		47.493	41.844	35.157	173.0	36:04.290
57	1	2:26.264		53.843	51.343	41.078	146.1	2:28:55.260	18	1	2:05.144		47.457	42.248	35.439	176.1	38:09.434
58	1	2:25.182		54.625	49.970	40.587	147.7	2:31:20.442	19	1	2:06.180		48.217	42.617	35.346	170.8	40:15.614
59	1	2:23.747		54.051	50.063	39.633	148.1	2:33:44.189	20	1	2:04.461		47.712	41.581	35.168	175.8	42:20.075
60	1	2:27.225		54.843	50.520	41.862	148.7	2:36:11.414	21	1	2:06.228		48.093	42.598	35.537	175.3	44:26.303
61	1	2:28.254		56.160	51.299	40.795	147.3	2:38:39.668	22	1	2:06.489		49.438	42.045	35.006	163.8	46:32.792
62	1	2:28.986		57.090	50.138	41.758	146.7	2:41:08.654	23	1	2:04.442		47.472	41.727	35.243	173.6	48:37.234
63	1	2:27.732		55.369	50.265	42.098	146.3	2:43:36.386	24	1	2:06.597		47.826	42.257	36.514	172.5	50:43.831
64	1	2:31.134	P	55.081	50.259	45.794	146.5	2:46:07.520	25	1	2:06.863		49.559	42.103	35.201	165.3	52:50.694
65	2	4:32.960		3:02.200	49.988	40.772	75.7	2:50:40.480	26	1	2:04.499		47.692	41.590	35.217	180.0	54:55.193
66	2	2:22.815		54.272	49.069	39.474	145.9	2:53:03.295	27	1	2:05.255		48.013	42.037	35.205	174.7	57:00.448
67	2	2:24.993		54.091	49.448	41.454	147.9	2:55:28.288	28	1	6:17.243	P	48.169	41.856	4:47.218	172.2	1:03:17.691
68	2	2:22.267		53.348	49.184	39.735	148.3	2:57:50.555	29	2	4:29.645		3:11.321	42.638	35.686	90.8	1:07:47.336
69	2	2:23.165		54.588	49.183	39.394	145.5	3:00:13.720	30	2	2:09.614		49.979	44.099	35.536	165.3	1:09:56.950
70	2	2:22.026		53.655	49.053	39.318	146.5	3:02:35.746	31	2	2:06.641		48.014	42.810	35.817	173.3	1:12:03.591
71	2	2:21.941		53.154	49.041	39.746	145.9	3:04:57.687	32	2	2:05.106		48.084	41.848	35.174	159.7	1:14:08.697
72	2	2:26.392		56.267	49.551	40.574	149.1	3:07:24.079	33	2	2:07.129		48.655	43.140	35.334	172.8	1:16:15.826
73	2	2:22.247		53.169	49.415	39.663	148.1	3:09:46.326	34	2	2:06.835		47.872	42.767	36.196	175.3	1:18:22.661
74	2	2:20.719		53.374	48.519	38.826	147.7	3:12:07.045	35	2	2:05.581		48.081	42.204	35.296	167.9	1:20:28.242
75	2	2:22.199		53.108	49.924	39.167	145.7	3:14:29.244	36	2	2:05.594		48.930	41.826	34.838	173.9	1:22:33.836
76	2	2:24.640		53.636	49.384	41.620	147.9	3:16:53.884	37	2	2:05.037		48.214	42.096	34.727	180.0	1:24:38.873
77	2	2:21.754		53.404	48.877	39.473	146.3	3:19:15.638	38	2	2:04.344		47.158	41.722	35.464	178.8	1:26:43.217
78	2	2:22.711		53.631	48.722	40.358	147.3	3:21:38.349	39	2	2:04.619		47.694	41.714	35.211	177.3	1:28:47.836
79	2	2:21.325		53.008	48.982	39.335	148.7	3:23:59.674	40	2	2:07.029		48.670	43.106	35.253	169.5	1:30:54.865
80	2	2:32.559	P	52.941	49.564	50.054	147.9	3:26:32.233	41	2	2:04.974		47.862	42.579	34.533	169.5	1:32:59.839
81	1	4:25.265		2:55.945	49.245	40.075	76.2	3:30:57.498	42	2	2:04.976		47.608	42.278	35.090	185.8	1:35:04.815
82	1	2:23.362		54.583	49.147	39.632	145.3	3:33:20.860	43	2	2:04.960		47.836	41.946	35.178	172.5	1:37:09.775
83	1	2:22.415		54.184	48.799	39.432	145.1	3:35:43.275	44	2	2:04.651		47.432	42.213	35.006	169.8	1:39:14.426
84	1	2:20.370		53.046	48.653	38.671	148.3	3:38:03.645	45	2	2:05.082		47.650	42.619	34.813	171.7	1:41:19.508
85	1	2:21.894		53.036	49.489	39.369	148.3	3:40:25.539	46	2	2:08.598		51.078	42.376	35.144	117.0	1:43:28.106
86	1	2:22.435		54.511	48.896	39.028	148.7	3:42:47.974	47	2	2:07.002		47.996	44.324	34.682	167.7	1:45:35.108
87	1	2:30.898		55.573	55.285	40.040	146.1	3:45:18.872	48	2	2:06.188		49.174	41.823	35.191	166.6	1:47:41.296
88	1	2:24.101		55.167	49.705	39.229	138.8	3:47:42.973	49	2	2:03.489		47.304	41.408	34.777	176.4	1:49:44.785
89	1	2:20.928		53.329	48.507	39.092	152.5	3:50:03.901	50	2	2:16.757	P	47.793	42.451	46.513	172.2	1:52:01.542
90	1	2:20.071		53.117	48.390	38.564	148.9	3:52:23.972	51	1	12:14.514		10:53.456	44.865	36.193	92.3	2:04:16.056
91	1	2:20.113		53.170	48.357	38.586	147.7	3:54:44.085	52	1	2:12.971		52.571	45.051	35.349	153.6	2:06:29.027
92	1	2:20.724		53.035	48.344	39.345	147.7	3:57:04.809	53	1	2:08.179		50.046	42.438	35.695	176.7	2:08:37.206
93	1	2:20.456		53.122	48.462	38.872	147.5	3:59:25.265	54	1	2:12.404		49.848	42.663	39.893	178.5	2:10:49.610
94	1	2:20.228		52.919	48.338	38.971	149.5	4:01:45.493	55	1	2:13.329		50.092	45.295	37.942	158.5	2:13:02.939
31			1	Primera Team				Nissan Primera	56	1	2:08.135		50.268	42.587	35.280	160.0	2:15:11.074
	2		2	Primera Team				ESCUDERÍA LE MANS	57	1	4:54.004	P	49.168	43.200	3:21.636	166.6	2:20:05.078
Vta	D	Tiempo		Sector 1	Sector 2	Sector 3	V.Max	Elapsed	58	2	3:38.519		2:19.476	43.010	36.033	88.5	2:23:43.597
1		2:17.910		59.732	42.679	35.499	138.2	2:17.910	59	2	2:10.007		48.914	45.561	35.532	171.4	2:25:53.604
2		2:07.040		48.508	42.562	35.970	169.5	4:24.950	60	2	2:12.662		49.314	46.696	36.652	161.4	2:28:06.266
3		2:07.214		48.798	42.736	35.680	171.4	6:32.164	61	2	2:06.834		49.047	41.741	36.046	161.9	2:30:13.100
4		2:08.269		49.594	42.596	36.079	170.3	8:40.433	62	2	2:09.416		49.060	44.742	35.614	167.7	2:32:22.516
5		2:07.925		49.351	42.657	35.917	167.1	10:48.358	63	2	2:06.476		49.126	41.940	35.410	161.4	2:34:28.992
6		2:07.558		49.421	42.378	35.759	159.7	12:55.916	64	2	2:08.876		49.036	43.513	36.327	163.6	2:36:37.868
7		2:07.475		49.049	42.659	35.767	174.7	15:03.391	65	2	2:08.161		49.319	43.377	35.465	165.3	2:38:46.029
8		2:08.503		49.480	42.757	36.266	168.2	17:11.894	66	2	2:10.461		50.128	44.214	36.119	150.2	2:40:56.490
9		2:07.192		49.177	42.411	35.604	169.8	19:19.086	67	2	2:06.923		49.395	42.003	35.525	163.8	2:43:03.413
10		2:06.364		47.967	43.190	35.207	174.4	21:25.450	68	2	2:07.465		48.950	42.421	36.094	157.2	2:45:10.878
11		2:07.362		48.937	41.773	36.652	176.1	23:32.812	69	2	2:09.355		50.133	43.815	35.407	166.4	2:47:20.233
12	1	2:05.310		47.817	42.277	35.216	178.8	25:38.122	70	2	2:07.703		49.055	42.761	35.887	165.3	2:49:27.936

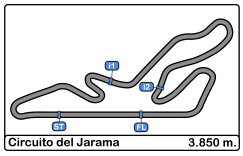

Circuito del Jarama
VI UV Endurance RACE Jarama
Carrera 4H
Tiempos Por Vuelta

71	2	2:07.763	48.850	42.901	36.012	155.1	2:51:35.699
72	2	2:09.229	49.114	44.578	35.537	163.6	2:53:44.928
73	2	2:14.845	51.946	46.195	36.704	125.5	2:55:59.773
74	2	2:18.664 P	50.611	43.107	44.946	156.9	2:58:18.437
75	1	6:49.788	5:27.329	45.464	36.995	91.6	3:05:08.225
76	1	2:10.229	49.719	44.504	36.006	151.6	3:07:18.454
77	1	2:08.861	49.787	43.281	35.793	159.0	3:09:27.315
78	1	2:08.773	48.326	44.057	36.390	180.9	3:11:36.088
79	1	2:07.555	48.704	43.087	35.764	161.6	3:13:43.643
80	1	2:08.405	48.277	44.229	35.899	170.0	3:15:52.048
81	1	2:07.339	48.759	42.957	35.623	167.9	3:17:59.387
82	1	2:09.179	48.244	45.218	35.717	170.6	3:20:08.566
83	1	2:09.936	48.279	44.988	36.669	175.3	3:22:18.502
84	1	2:08.458	48.874	43.480	36.104	164.6	3:24:26.960
85	1	2:08.010	48.691	43.371	35.948	169.8	3:26:34.970
86	1	2:08.498	49.170	43.264	36.064	168.2	3:28:43.468
87	1	2:16.392 P	49.187	44.179	43.026	164.1	3:30:59.860
88	2	7:37.765	6:19.394	42.805	35.566	82.3	3:38:37.625
89	2	2:06.077	47.895	42.455	35.727	179.1	3:40:43.702
90	2	2:07.902	48.177	43.806	35.919	170.8	3:42:51.604
91	2	2:19.705	49.084	49.107	41.514	173.0	3:45:11.309
92	2	2:23.568	56.884	50.298	36.386	115.8	3:47:34.877
93	2	2:07.521	47.893	43.787	35.841	177.6	3:49:42.398
94	2	2:05.316	47.364	42.454	35.498	177.9	3:51:47.714
95	2	2:07.812	48.279	44.178	35.355	169.2	3:53:55.526
96	2	2:07.739	48.160	43.233	36.346	176.7	3:56:03.265
97	2	2:07.546	48.446	43.628	35.472	167.1	3:58:10.811
98	2	2:08.014	48.244	43.832	35.938	175.0	4:00:18.825
99	2	2:07.627	48.000	43.358	36.269	173.6	4:02:26.452

33

	1	VAGSPEED MOTORSPORT	Citroen Saxo 8v
SAXO	2	VAGSPEED MOTORSPORT	Óscar Bartol Leclere

Vta	D	Tiempo	Sector 1	Sector 2	Sector 3	V.Max	Elapsed
1		2:22.971	1:02.447	44.287	36.237	155.6	2:22.971
2		2:11.130	50.157	44.654	36.319	172.8	4:34.101
3		2:09.791	49.777	43.800	36.214	173.0	6:43.892
4		2:08.428	49.251	43.386	35.791	172.8	8:52.320
5		2:08.770	49.562	43.373	35.835	175.3	11:01.090
6		2:07.391	48.499	43.125	35.767	173.3	13:08.481
7		2:07.360	48.491	43.012	35.857	174.7	15:15.841
8		2:08.058	48.894	43.261	35.903	172.8	17:23.899
9		2:08.425	49.141	42.945	36.339	175.8	19:32.324
10		2:09.088	49.996	43.309	35.783	174.7	21:41.412
11		2:08.933	48.753	43.885	36.295	174.4	23:50.345
12	1	2:07.547	48.451	43.512	35.584	174.1	25:57.892
13	1	2:08.233	49.005	43.692	35.536	179.7	28:06.125
14	1	2:07.188	48.237	42.975	35.976	177.3	30:13.313
15	1	2:09.723	48.931	43.764	37.028	172.5	32:23.036
16	1	2:07.319	48.308	43.181	35.830	173.6	34:30.355
17	1	2:07.297	48.544	43.117	35.636	173.6	36:37.652
18	1	2:08.062	48.856	43.295	35.911	176.1	38:45.714
19	1	2:08.167	48.817	43.589	35.761	173.0	40:53.881
20	1	2:08.495	48.416	43.623	36.456	174.7	43:02.376
21	1	2:07.832	48.468	43.303	36.061	177.6	45:10.208
22	1	2:08.630	49.068	43.744	35.818	177.3	47:18.838
23	1	2:08.591	48.682	43.777	36.132	176.7	49:27.429
24	1	2:07.341	48.905	43.012	35.424	177.9	51:34.770
25	1	2:08.056	48.571	43.210	36.275	174.4	53:42.826
26	1	2:08.357	48.537	43.487	36.333	174.7	55:51.183
27	1	2:07.776	49.277	42.818	35.681	175.8	57:58.959
28	1	2:14.738 P	48.764	44.052	41.922	174.7	1:00:13.697
29	2	4:05.906	2:46.890	43.366	35.650	91.2	1:04:19.603
30	2	2:07.704	48.845	43.035	35.824	169.5	1:06:27.307
31	2	2:07.273	48.511	43.034	35.728	171.4	1:08:34.580
32	2	2:08.647	48.885	43.702	36.060	171.7	1:10:43.227
33	2	2:07.727	48.888	43.012	35.827	171.1	1:12:50.954
34	2	2:09.069	50.002	43.080	35.987	169.0	1:15:00.023
35	2	2:07.407	48.441	43.279	35.687	173.6	1:17:07.430
36	2	2:07.620	48.732	42.981	35.907	172.5	1:19:15.050
37	2	2:07.842	49.168	42.866	35.808	169.2	1:21:22.892
38	2	2:07.495	48.849	42.927	35.719	172.5	1:23:30.387
39	2	2:08.863	49.705	43.660	35.498	170.3	1:25:39.250
40	2	2:06.438	48.013	43.150	35.275	178.5	1:27:45.688
41	2	2:06.497	48.084	42.787	35.626	176.1	1:29:52.185
42	2	2:05.842	47.762	42.625	35.455	178.2	1:31:58.027
43	2	2:05.471	47.458	42.332	35.681	178.5	1:34:03.498
44	2	2:06.065	47.810	42.712	35.543	177.9	1:36:09.563
45	2	2:07.098	48.164	43.016	35.918	174.7	1:38:16.661
46	2	2:06.536	48.045	42.948	35.543	175.8	1:40:23.197
47	2	2:06.973	48.271	42.984	35.718	175.6	1:42:30.170
48	2	2:07.241	48.349	43.317	35.575	178.2	1:44:37.411
49	2	2:06.373	48.055	42.739	35.579	175.6	1:46:43.784
50	2	2:06.478	48.056	42.879	35.543	174.7	1:48:50.262
51	2	2:06.197	47.967	42.753	35.477	177.0	1:50:56.459
52	2	5:36.587 P	48.428	43.436	4:04.723	175.6	1:56:33.046
53	1	5:14.146	3:50.936	44.777	38.433	85.5	2:01:47.192
54	1	2:11.455	50.288	44.924	36.243	165.3	2:03:58.647
55	1	2:09.460	49.251	44.010	36.199	171.4	2:06:08.107
56	1	2:08.799	49.257	43.741	35.801	170.8	2:08:16.906
57	1	2:08.381	48.956	43.809	35.616	172.8	2:10:25.287
58	1	2:09.200	48.962	44.587	35.651	173.3	2:12:34.487
59	1	2:09.141	48.814	44.145	36.182	174.4	2:14:43.628
60	1	2:09.216	49.298	44.154	35.764	170.0	2:16:52.844
61	1	2:10.871	49.672	45.110	36.089	169.2	2:19:03.715
62	1	2:08.331	48.769	43.566	35.996	170.3	2:21:12.046
63	1	2:09.655	49.903	44.044	35.708	170.3	2:23:21.701
64	1	2:08.133	48.849	43.532	35.752	164.8	2:25:29.834
65	1	2:09.893	48.811	44.991	36.091	171.1	2:27:39.727
66	1	2:08.979	48.846	44.079	36.054	168.4	2:29:48.706
67	1	2:08.727	48.972	43.635	36.120	171.1	2:31:57.433
68	1	2:09.390	49.034	43.906	36.450	168.4	2:34:06.823
69	1	2:09.385	48.651	43.676	37.058	170.6	2:36:16.208
70	1	2:08.679	49.360	43.465	35.854	167.1	2:38:24.887
71	1	2:09.230	48.918	44.112	36.200	167.1	2:40:34.117
72	1	2:13.717	49.032	46.820	37.865	168.2	2:42:47.834
73	1	2:11.687	50.950	44.391	36.346	165.6	2:44:59.521
74	1	2:09.673	49.183	44.341	36.149	168.4	2:47:09.194
75	1	2:09.786	49.398	44.028	36.360	170.0	2:49:18.980
76	1	2:08.760	48.831	44.169	35.760	171.7	2:51:27.740
77	1	2:09.609	49.236	44.383	35.990	172.8	2:53:37.349
78	1	2:09.036	48.925	43.796	36.315	168.4	2:55:46.385
79	1	2:19.430 P	48.842	43.838	46.750	166.4	2:58:05.815
80	2	4:11.872	2:48.273	45.762	37.837	88.8	3:02:17.687
81	2	2:14.308	50.559	44.849	38.900	161.6	3:04:31.995
82	2	2:12.708	51.172	44.250	37.286	161.4	3:06:44.703
83	2	2:12.218	50.093	45.104	37.021	165.8	3:08:56.921

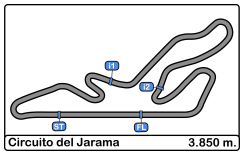

Circuito del Jarama
VI UV Endurance RACE Jarama
Carrera 4H
Tiempos Por Vuelta

84	2	2:12.254	50.802	43.669	37.783	162.8	3:11:09.175
85	2	2:11.946	49.864	44.828	37.254	172.5	3:13:21.121
86	2	2:10.286	50.016	43.429	36.841	163.3	3:15:31.407
87	2	2:11.749	50.391	44.479	36.879	172.8	3:17:43.156
88	2	2:11.590	49.649	45.415	36.526	165.8	3:19:54.746
89	2	2:10.249	49.850	43.965	36.434	168.4	3:22:04.995
90	2	2:09.413	49.730	43.474	36.209	153.8	3:24:14.408
91	2	2:09.510	49.641	43.565	36.304	168.7	3:26:23.918
92	2	2:09.423	49.469	43.683	36.271	168.4	3:28:33.341
93	2	2:09.157	49.266	43.485	36.406	169.0	3:30:42.498
94	2	2:10.152	49.441	43.995	36.716	170.8	3:32:52.650
95	2	2:10.227	49.602	44.021	36.604	167.1	3:35:02.877
96	2	2:10.879	49.273	45.094	36.512	170.8	3:37:13.756
97	2	2:09.261	49.247	43.580	36.434	169.2	3:39:23.017
98	2	2:10.218	48.913	43.446	37.859	172.5	3:41:33.235
99	2	2:09.785	48.870	43.393	37.522	171.9	3:43:43.020
100	2	3:09.064	1:05.003	1:26.338	37.723	133.6	3:46:52.084
101	2	2:08.751	49.793	42.954	36.004	174.4	3:49:00.835
102	2	2:07.845	48.551	42.948	36.346	173.0	3:51:08.680
103	2	2:08.664	48.731	43.280	36.653	176.1	3:53:17.344
104	2	2:10.394	50.110	43.508	36.776	174.7	3:55:27.738
105	2	2:09.116	49.826	43.363	35.927	173.6	3:57:36.854
106	2	2:08.469	49.514	43.432	35.523	168.7	3:59:45.323
107	2	2:08.027	48.918	43.752	35.357	177.9	4:01:53.350

34

1 EB Racing — BMW E36 325i

3 — 2 EB Racing — ULTIMA VUELTA

Vta	D	Tiempo	Sector 1	Sector 2	Sector 3	V.Max	Elapsed
1		2:21.688	1:02.218	43.749	35.721	141.3	2:21.688
2		2:08.261	50.153	42.562	35.546	166.1	4:29.949
3		2:06.690	48.802	42.392	35.496	184.6	6:36.639
4		2:06.469	48.798	42.418	35.253	180.3	8:43.108
5		2:07.323	48.997	42.775	35.551	182.7	10:50.431
6		2:07.049	49.117	42.566	35.366	179.1	12:57.480
7		2:07.108	48.573	43.493	35.042	179.1	15:04.588
8		2:07.593	49.012	42.378	36.203	178.2	17:12.181
9		2:05.000	47.921	41.827	35.252	186.2	19:17.181
10		2:04.854	47.918	41.738	35.198	182.4	21:22.035
11		2:05.458	48.210	42.033	35.215	173.0	23:27.493
12	1	2:06.854	49.351	42.359	35.144	176.4	25:34.347
13	1	2:05.768	48.465	42.313	34.990	170.6	27:40.115
14	1	2:05.171	47.706	41.914	35.551	189.4	29:45.286
15	1	2:04.972	47.930	41.675	35.367	180.3	31:50.258
16	1	2:06.150	48.755	41.993	35.402	177.0	33:56.408
17	1	2:05.611	48.279	41.907	35.425	173.3	36:02.019
18	1	2:06.563	48.851	42.413	35.299	172.2	38:08.582
19	1	2:06.464	48.116	42.865	35.483	177.3	40:15.046
20	1	2:09.427	49.765	43.790	35.872	177.6	42:24.473
21	1	2:08.133	50.120	41.782	36.231	171.9	44:32.606
22	1	2:09.285	49.151	42.732	37.402	176.1	46:41.891
23	1	2:10.080	50.525	43.106	36.449	164.1	48:51.971
24	1	2:14.152 P	48.910	42.924	42.318	174.7	51:06.123
25	2	4:38.502	3:10.863	46.934	40.705	77.5	55:44.625
26	2	2:12.073	50.858	45.195	36.020	164.8	57:56.698
27	2	2:07.512	48.630	43.242	35.640	168.4	1:00:04.210
28	2	2:08.999	48.880	43.718	36.401	171.4	1:02:13.209
29	2	2:09.568	48.818	44.028	36.722	175.8	1:04:22.777
30	2	2:07.528	48.423	42.920	36.185	168.2	1:06:30.305
31	2	2:07.233	47.710	42.737	36.786	184.3	1:08:37.538
32	2	2:06.768	48.308	43.032	35.428	179.1	1:10:44.306
33	2	2:07.500	48.446	43.280	35.774	180.0	1:12:51.806
34	2	2:06.494	47.995	43.118	35.381	173.9	1:14:58.300
35	2	2:07.755	49.297	43.111	35.347	169.2	1:17:06.055
36	2	2:09.396	48.926	43.804	36.666	167.7	1:19:15.451
37	2	2:12.165	51.120	43.500	37.545	154.0	1:21:27.616
38	2	2:09.185	48.599	44.156	36.430	176.4	1:23:36.801
39	2	2:06.774	48.417	42.897	35.460	186.8	1:25:43.575
40	2	2:09.506	48.399	44.691	36.416	180.3	1:27:53.081
41	2	2:07.515	48.466	42.897	36.152	177.9	1:30:00.596
42	2	2:10.824	48.825	44.562	37.437	171.7	1:32:11.420
43	2	2:21.616 P	50.238	44.442	46.936	154.7	1:34:33.036
44	1	4:05.557	2:46.744	42.444	36.369	71.1	1:38:38.593
45	1	2:07.049	48.387	42.713	35.949	176.7	1:40:45.642
46	1	2:12.011	52.389	43.749	35.873	146.5	1:42:57.653
47	1	2:07.379	48.974	42.811	35.594	173.9	1:45:05.032
48	1	2:08.024	48.911	43.047	36.066	168.2	1:47:13.056
49	1	2:09.881	49.317	44.076	36.488	169.0	1:49:22.937
50	1	5:27.133 P	49.246	42.976	3:54.911	170.8	1:54:50.070
51	2	4:38.247	3:13.396	46.052	38.799	80.0	1:59:28.317
52	2	2:21.152	54.603	44.922	41.627	148.7	2:01:49.469
53	2	2:17.282	54.102	45.370	37.810	145.7	2:04:06.751
54	2	2:17.743	53.062	45.529	39.152	150.6	2:06:24.494
55	2	2:22.840	55.728	49.172	37.940	149.1	2:08:47.334
56	2	2:17.234	53.135	46.081	38.018	145.3	2:11:04.568
57	2	2:18.925	53.852	46.784	38.289	138.6	2:13:23.493
58	2	2:16.051	52.374	46.144	37.533	149.1	2:15:39.544
59	2	2:17.719	52.808	46.745	38.166	142.8	2:17:57.263
60	2	2:17.742	53.190	46.473	38.079	140.8	2:20:15.005
61	2	2:18.586	52.926	46.430	39.230	144.0	2:22:33.591
62	2	2:24.933	55.565	50.447	38.921	144.9	2:24:58.524
63	2	2:23.157	53.343	47.937	41.877	146.9	2:27:21.681
64	2	2:22.540	55.535	48.164	38.841	143.8	2:29:44.221
65	2	2:20.139	54.637	47.374	38.128	143.4	2:32:04.360
66	2	2:17.730	52.099	47.305	38.326	152.9	2:34:22.090
67	2	2:24.097	52.965	50.628	40.504	146.3	2:36:46.187
68	2	2:25.373	53.404	50.412	41.557	143.0	2:39:11.560
69	2	2:23.237	55.665	48.658	38.914	145.9	2:41:34.797
70	2	2:19.471	53.886	46.923	38.662	142.6	2:43:54.268
71	2	2:21.707	53.280	47.420	41.007	140.9	2:46:15.975
72	2	2:21.093	54.912	47.463	38.718	144.3	2:48:37.068
73	2	2:20.910	53.560	48.047	39.303	144.7	2:50:57.978
74	2	2:15.898	52.169	46.262	37.467	152.9	2:53:13.876
75	2	2:20.433	54.077	48.037	38.319	141.3	2:55:34.309
76	2	2:33.849 P	56.622	48.093	49.134	116.5	2:58:08.158
77	1	6:04.368	4:38.653	47.058	38.657	80.7	3:04:12.526
78	1	2:19.089	53.599	47.290	38.200	146.7	3:06:31.615
79	1	2:17.376	52.262	46.734	38.380	150.8	3:08:48.991
80	1	2:17.679	53.162	46.499	38.018	153.8	3:11:06.670
81	1	2:16.038	51.071	47.294	37.673	160.4	3:13:22.708
82	1	2:15.678	51.143	45.785	38.750	153.1	3:15:38.386
83	1	2:17.835	51.719	47.822	38.294	160.2	3:17:56.221
84	1	2:17.180	51.143	48.497	37.540	155.6	3:20:13.401
85	1	2:17.821	51.978	47.075	38.768	156.9	3:22:31.222
86	1	2:14.677	51.925	45.408	37.344	151.8	3:24:45.899
87	1	2:15.414	51.695	45.631	38.088	154.7	3:27:01.313
88	1	2:15.996	51.201	46.525	38.270	156.5	3:29:17.309
89	1	2:14.602	51.463	46.024	37.115	157.6	3:31:31.911

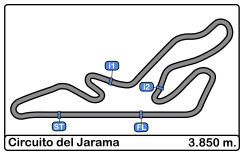

Circuito del Jarama
VI UV Endurance RACE Jarama
Carrera 4H
Tiempos Por Vuelta

90	1	2:15.470	51.637	46.495	37.338	167.1	3:33:47.381
91	1	2:14.107	51.227	46.135	36.745	159.2	3:36:01.488
92	1	2:15.324	50.464	46.867	37.993	151.6	3:38:16.812
93	1	2:11.742	50.147	45.081	36.514	170.6	3:40:28.554
94	1	2:12.815	50.525	45.062	37.228	159.5	3:42:41.369
95	1	2:21.203	51.142	50.641	39.420	156.2	3:45:02.572
96	1	2:21.039	55.152	48.295	37.592	136.3	3:47:23.611
97	1	2:12.711	50.623	44.806	37.282	158.1	3:49:36.322
98	1	2:13.996	50.717	46.114	37.165	156.0	3:51:50.318
99	1	2:12.890	50.605	44.804	37.481	163.1	3:54:03.208
100	1	2:13.315	50.996	45.075	37.244	166.4	3:56:16.523
101	1	2:13.838	51.011	45.315	37.512	158.3	3:58:30.361
102	1	2:12.125	50.258	44.591	37.276	160.2	4:00:42.486

35 1 EVC BMW E36 325i

3 2 EVC ZAMUDIO RACING ELKARTEA

Vta	D	Tiempo	Sector 1	Sector 2	Sector 3	V.Max	Elapsed
1		2:11.273	56.133	40.996	34.144	155.1	2:11.273
2		2:02.983	46.867	41.681	34.435	193.2	4:14.256
3		2:04.536	48.148	41.872	34.516	189.4	6:18.792
4		2:03.962	47.516	41.700	34.746	190.1	8:22.754
5		2:04.746	47.819	42.419	34.508	190.4	10:27.500
6		2:04.944	48.137	41.773	35.034	186.2	12:32.444
7		2:03.565	47.581	41.626	34.358	187.1	14:36.009
8		2:04.125	47.557	41.704	34.864	191.1	16:40.134
9		2:05.588	48.497	42.070	35.021	184.9	18:45.722
10		2:04.052	48.069	41.527	34.456	186.2	20:49.774
11		2:03.606	47.670	41.581	34.355	190.1	22:53.380
12	1	2:03.766	47.980	41.448	34.338	189.4	24:57.146
13	1	2:03.785	47.853	41.058	34.874	183.3	27:00.931
14	1	2:03.290	47.317	41.410	34.563	188.8	29:04.221
15	1	2:04.634	47.553	42.215	34.866	186.8	31:08.855
16	1	2:06.266	47.285	43.043	35.938	189.4	33:15.121
17	1	2:03.839	47.940	41.529	34.370	188.8	35:18.960
18	1	2:04.177	47.422	41.917	34.838	188.8	37:23.137
19	1	2:02.892	46.988	41.486	34.418	188.4	39:26.029
20	1	2:04.649	47.725	41.534	35.390	179.1	41:30.678
21	1	2:06.479	48.685	42.183	35.611	168.4	43:37.157
22	1	2:05.489	48.034	42.366	35.089	181.5	45:42.646
23	1	2:04.319	48.180	41.599	34.540	188.1	47:46.965
24	1	2:04.182	47.593	41.912	34.677	190.8	49:51.147
25	1	2:04.570	48.152	41.756	34.662	182.4	51:55.717
26	1	2:04.202	47.930	41.451	34.821	176.1	53:59.919
27	1	2:04.368	47.353	41.935	35.080	193.8	56:04.287
28	1	2:04.234	47.702	41.815	34.717	188.4	58:08.521
29	1	2:04.102	47.390	41.674	35.038	182.4	1:00:12.623
30	1	2:10.982 P	47.965	42.280	40.737	186.5	1:02:23.605
31	2	4:01.294	2:43.272	42.553	35.469	95.2	1:06:24.899
32	2	2:04.006	47.137	42.429	34.440	183.0	1:08:28.905
33	2	2:08.689	49.942	42.928	35.819	171.4	1:10:37.594
34	2	2:03.687	47.561	41.661	34.465	184.9	1:12:41.281
35	2	2:03.055	47.127	41.359	34.569	173.9	1:14:44.336
36	2	2:02.219	46.908	40.939	34.372	179.7	1:16:46.555
37	2	2:04.357	47.871	41.875	34.611	183.3	1:18:50.912
38	2	2:04.865	47.985	42.471	34.409	175.0	1:20:55.777
39	2	2:02.178	46.856	41.114	34.208	179.4	1:22:57.955
40	2	2:04.526	47.963	42.316	34.247	179.7	1:25:02.481
41	2	2:05.616	47.126	43.637	34.853	174.7	1:27:08.097
42	2	2:02.495	46.598	41.604	34.293	170.8	1:29:10.592
43	2	2:02.617	46.995	41.569	34.053	177.9	1:31:13.209
44	2	2:03.479	46.759	42.147	34.573	193.8	1:33:16.688
45	2	2:02.303	46.350	41.954	33.999	181.8	1:35:18.991
46	2	2:01.440	46.668	40.781	33.991	176.4	1:37:20.431
47	2	2:01.321	46.382	40.684	34.255	183.3	1:39:21.752
48	2	2:03.075	47.103	41.831	34.141	196.7	1:41:24.827
49	2	2:04.597	48.150	42.044	34.403	171.1	1:43:29.424
50	2	2:03.546	47.097	42.230	34.219	176.7	1:45:32.970
51	2	2:03.705	48.202	41.377	34.126	156.5	1:47:36.675
52	2	2:04.751	46.569	41.057	37.125	172.5	1:49:41.426
53	2	2:01.850	46.677	41.208	33.965	183.9	1:51:43.276
54	2	2:02.905	47.117	41.588	34.200	174.4	1:53:46.181
55	2	6:46.925 P	46.949	41.300	5:18.676	176.1	2:00:33.106
56	1	3:24.187	2:05.664	43.029	35.494	93.1	2:03:57.293
57	1	2:05.436	48.074	42.810	34.552	168.7	2:06:02.729
58	1	2:04.712	48.055	41.917	34.740	166.1	2:08:07.441
59	1	2:04.736	47.248	42.378	35.110	173.0	2:10:12.177
60	1	2:05.752	47.914	42.619	35.219	180.0	2:12:17.929
61	1	2:04.040	47.699	41.680	34.661	178.8	2:14:21.969
62	1	2:05.644	47.078	42.728	35.838	173.9	2:16:27.613
63	1	2:04.251	47.121	42.047	35.083	173.3	2:18:31.864
64	1	2:04.286	47.721	41.786	34.779	170.0	2:20:36.150
65	1	2:03.766	46.840	41.941	34.985	178.5	2:22:39.916
66	1	2:06.424	48.292	43.667	34.465	181.2	2:24:46.340
67	1	2:04.109	47.254	42.365	34.490	178.2	2:26:50.449
68	1	2:04.265	47.663	41.667	34.935	171.9	2:28:54.714
69	1	2:04.044	47.022	42.212	34.810	174.1	2:30:58.758
70	1	2:03.481	47.472	41.265	34.744	180.0	2:33:02.239
71	1	2:04.475	47.148	41.836	35.491	175.6	2:35:06.714
72	1	2:04.052	47.282	41.197	35.573	177.6	2:37:10.766
73	1	2:03.787	47.106	41.837	34.844	186.5	2:39:14.553
74	1	2:05.566	48.223	41.833	35.510	163.3	2:41:20.119
75	1	2:03.623	47.032	41.823	34.768	181.2	2:43:23.742
76	1	2:03.904	46.942	41.576	35.386	175.3	2:45:27.646
77	1	2:03.252	46.950	41.386	34.916	185.2	2:47:30.898
78	1	2:02.429	47.190	41.039	34.200	186.2	2:49:33.327
79	1	2:04.645	47.199	41.714	35.732	179.1	2:51:37.972
80	1	2:03.695	47.395	41.646	34.654	178.5	2:53:41.667
81	1	2:04.833	48.668	41.477	34.688	157.4	2:55:46.500
82	1	4:03.649 P	47.281	42.870	2:33.498	175.0	2:59:50.149
83	2	5:13.082	3:54.634	43.045	35.403	96.6	3:05:03.231
84	2	2:04.266	47.025	42.236	35.005	184.6	3:07:07.497
85	2	2:05.209	47.258	43.403	34.548	189.8	3:09:12.706
86	2	2:03.907	47.814	41.730	34.363	189.1	3:11:16.613
87	2	2:04.264	46.762	42.673	34.829	175.0	3:13:20.877
88	2	2:02.968	47.105	41.332	34.531	174.7	3:15:23.845
89	2	2:03.713	46.777	41.941	34.995	193.8	3:17:27.558
90	2	2:05.114	48.559	41.990	34.565	182.7	3:19:32.672
91	2	2:04.765	47.490	41.975	35.300	182.7	3:21:37.437
92	2	2:04.265	47.483	41.880	34.902	183.9	3:23:41.702
93	2	2:03.677	47.160	42.020	34.497	179.4	3:25:45.379
94	2	2:04.422	46.825	42.859	34.738	189.1	3:27:49.801
95	2	2:05.141	48.194	42.090	34.857	180.6	3:29:54.942
96	2	2:03.565	46.683	41.772	35.110	190.8	3:31:58.507
97	2	2:04.462	47.619	42.186	34.657	189.8	3:34:02.969
98	2	2:03.263	46.553	41.563	35.147	194.9	3:36:06.232
99	2	2:05.097	47.448	43.067	34.582	177.6	3:38:11.329
100	2	2:03.100	47.182	41.185	34.733	174.4	3:40:14.429

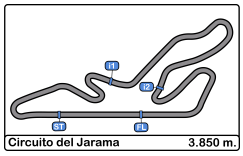

Circuito del Jarama
VI UV Endurance RACE Jarama
Carrera 4H
Tiempos Por Vuelta

101	2	2:03.571	47.055	42.377	34.139	188.4	3:42:18.000
102	2	2:15.044	47.061	42.715	45.268	192.5	3:44:33.044
103	2	2:32.858	1:01.796	50.593	40.469	102.2	3:47:05.902
104	2	2:04.524	47.657	41.712	35.155	177.9	3:49:10.426
105	2	2:04.012	47.048	42.361	34.603	191.8	3:51:14.438
106	2	2:03.892	46.929	41.828	35.135	194.2	3:53:18.330
107	2	2:34.634 P	50.693	52.579	51.362	186.8	3:55:52.964
108	1	3:51.403	2:32.506	42.781	36.116	105.4	3:59:44.367
109	1	2:07.519	49.181	42.817	35.521	184.9	4:01:51.886

36

1 VSR MOTORSPORT SAXO — Citroen Saxo 1.6

SAXO — 2 VSR MOTORSPORT SAXO — ULTIMA VUELTA

Vta	D	Tiempo	Sector 1	Sector 2	Sector 3	V.Max	Elapsed
1		2:20.595	1:00.956	43.595	36.044	153.4	2:20.595
2		2:09.027	48.935	44.283	35.809	176.7	4:29.622
3		2:09.496	49.623	43.817	36.056	175.3	6:39.118
4		2:07.450	48.209	43.339	35.902	175.0	8:46.568
5		2:06.612	48.146	43.120	35.346	172.8	10:53.180
6		2:06.626	48.051	42.991	35.584	174.7	12:59.806
7		2:07.364	48.793	43.075	35.496	176.4	15:07.170
8		2:07.877	48.687	43.383	35.807	176.4	17:15.047
9		2:06.516	48.259	42.881	35.376	173.6	19:21.563
10		2:07.408	48.156	43.128	36.124	172.8	21:28.971
11		2:06.349	48.092	42.913	35.344	175.6	23:35.320
12	1	2:06.942	48.154	43.098	35.690	173.3	25:42.262
13	1	2:06.736	48.209	43.094	35.433	171.9	27:48.998
14	1	2:06.611	48.165	43.000	35.446	171.4	29:55.609
15	1	2:07.183	48.171	43.393	35.619	170.0	32:02.792
16	1	2:06.910	48.203	43.186	35.521	172.5	34:09.702
17	1	2:06.925	48.131	43.081	35.713	171.7	36:16.627
18	1	2:08.609	49.022	42.953	36.634	170.8	38:25.236
19	1	2:07.789	49.417	42.898	35.474	172.8	40:33.025
20	1	2:07.124	48.211	43.238	35.675	173.3	42:40.149
21	1	2:06.815	48.293	43.039	35.483	172.5	44:46.964
22	1	2:07.161	48.275	43.480	35.406	172.5	46:54.125
23	1	2:07.238	48.160	43.058	36.020	175.0	49:01.363
24	1	2:07.302	48.443	43.209	35.650	173.0	51:08.665
25	1	2:07.428	48.479	43.244	35.705	169.2	53:16.093
26	1	2:07.396	48.467	43.310	35.619	171.1	55:23.489
27	1	2:07.659	48.742	43.188	35.729	171.1	57:31.148
28	1	2:07.667	48.744	43.211	35.712	170.8	59:38.815
29	1	2:13.943 P	48.695	43.454	41.794	167.9	1:01:52.758
30	2	4:19.400	2:56.769	44.725	37.906	80.1	1:06:12.158
31	2	2:10.082	49.023	43.839	37.220	170.8	1:08:22.240
32	2	2:09.192	49.432	43.585	36.175	170.6	1:10:31.432
33	2	2:09.961	49.675	44.222	36.064	169.2	1:12:41.393
34	2	2:08.386	49.017	43.525	35.844	171.9	1:14:49.779
35	2	2:08.674	48.896	43.776	36.002	170.8	1:16:58.453
36	2	2:07.917	48.874	43.347	35.696	170.6	1:19:06.370
37	2	2:08.609	48.868	43.675	36.066	170.3	1:21:14.979
38	2	2:08.029	48.732	43.382	35.915	169.5	1:23:23.008
39	2	2:07.580	48.420	43.412	35.748	169.8	1:25:30.588
40	2	2:07.659	48.641	43.217	35.801	170.3	1:27:38.247
41	2	2:08.450	48.561	44.209	35.680	172.2	1:29:46.697
42	2	2:08.905	48.954	43.466	36.485	172.5	1:31:55.602
43	2	2:07.445	48.175	43.491	35.779	172.2	1:34:03.047
44	2	2:07.607	48.733	43.026	35.848	171.7	1:36:10.654
45	2	2:07.221	48.502	43.066	35.653	178.2	1:38:17.875
46	2	2:06.558	48.185	42.904	35.469	174.1	1:40:24.433
47	2	2:07.737	48.746	43.134	35.857	175.0	1:42:32.170
48	2	2:07.711	48.351	43.478	35.882	174.7	1:44:39.881
49	2	4:01.417 P	49.188	44.508	2:27.721	173.6	1:48:41.298
50	1	6:29.121	5:07.193	44.714	37.214	89.9	1:55:10.419
51	1	2:09.391	49.662	43.577	36.152	167.1	1:57:19.810
52	1	2:08.219	49.155	43.170	35.894	169.2	1:59:28.029
53	1	2:08.338	48.598	43.440	36.300	171.7	2:01:36.367
54	1	2:08.689	48.612	43.211	36.866	172.2	2:03:45.056
55	1	2:07.259	48.792	42.893	35.574	172.5	2:05:52.315
56	1	2:08.840	49.314	43.504	36.022	170.6	2:08:01.155
57	1	2:08.944	49.158	43.470	36.316	169.8	2:10:10.099
58	1	2:11.514	49.571	44.062	37.881	169.2	2:12:21.613
59	1	2:09.735	48.952	43.982	36.801	170.0	2:14:31.348
60	1	2:09.400	50.344	43.280	35.776	162.4	2:16:40.748
61	1	2:10.145	49.423	44.423	36.299	167.9	2:18:50.893
62	1	2:08.623	49.036	43.847	35.740	167.7	2:20:59.516
63	1	2:08.872	49.088	43.731	36.053	165.6	2:23:08.388
64	1	2:08.522	49.169	43.399	35.954	168.4	2:25:16.910
65	1	2:09.633	49.777	43.738	36.118	158.5	2:27:26.543
66	1	2:10.057	49.813	43.734	36.510	161.4	2:29:36.600
67	1	2:08.548	48.819	43.846	35.883	170.0	2:31:45.148
68	1	2:11.814	51.313	44.155	36.346	151.0	2:33:56.962
69	1	2:09.578	49.867	43.715	35.996	159.7	2:36:06.540
70	1	2:08.651	48.954	43.494	36.203	165.8	2:38:15.191
71	1	2:09.169	49.178	43.503	36.488	163.3	2:40:24.360
72	1	2:13.057	51.280	45.306	36.471	140.9	2:42:37.417
73	1	2:10.199	49.947	44.122	36.130	152.3	2:44:47.616
74	1	2:09.275	49.759	43.675	35.841	162.1	2:46:56.891
75	1	2:10.372	49.334	43.921	37.117	160.0	2:49:07.263
76	1	2:43.361 P	50.181	44.139	1:09.041	160.9	2:51:50.624
77	2	13:58.667	12:37.095	45.025	36.547	77.9	3:05:49.291
78	2	2:09.028	49.067	44.045	35.916	163.1	3:07:58.319
79	2	2:09.345	49.858	43.666	35.821	163.6	3:10:07.664
80	2	2:08.775	48.920	43.631	36.224	169.8	3:12:16.439
81	2	2:08.600	49.198	43.493	35.909	168.2	3:14:25.039
82	2	2:08.599	48.949	43.510	36.140	167.7	3:16:33.638
83	2	2:08.050	48.860	43.460	35.730	168.2	3:18:41.688
84	2	2:09.742	50.838	43.232	35.672	166.6	3:20:51.430
85	2	2:10.791	49.038	43.899	37.854	169.8	3:23:02.221
86	2	2:08.929	49.141	43.410	36.378	162.6	3:25:11.150
87	2	2:08.580	49.075	43.431	36.074	166.4	3:27:19.730
88	2	2:08.376	48.898	43.297	36.181	168.4	3:29:28.106
89	2	2:07.625	48.574	43.323	35.728	169.5	3:31:35.731
90	2	2:08.769	48.908	43.418	36.443	169.5	3:33:44.500
91	2	2:09.353	48.938	44.614	35.801	173.0	3:35:53.853
92	2	2:08.004	48.799	43.328	35.877	170.0	3:38:01.857
93	2	2:08.585	49.005	43.564	36.016	169.5	3:40:10.442
94	2	2:10.274	50.557	43.929	35.788	169.2	3:42:20.716
95	2	2:16.145	48.930	47.158	40.057	171.9	3:44:36.861
96	2	2:36.040	1:06.560	50.817	38.663	82.4	3:47:12.901
97	2	2:07.746	48.606	43.397	35.743	170.8	3:49:20.647
98	2	2:07.479	48.649	43.101	35.729	171.1	3:51:28.126
99	2	2:08.165	48.769	43.523	35.873	170.8	3:53:36.291
100	2	2:10.530	48.305	43.917	38.308	170.6	3:55:46.821
101	2	2:09.158	50.010	43.349	35.799	155.8	3:57:55.979
102	2	2:11.189	48.876	45.224	37.089	168.4	4:00:07.168
103	2	2:08.990	48.856	43.976	36.158	173.0	4:02:16.158

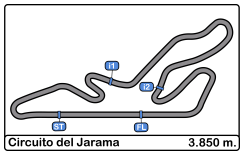

Circuito del Jarama
VI UV Endurance RACE Jarama
Carrera 4H
Tiempos Por Vuelta

37

1 MSi Race Tech — Honda Civic

1 — 2 MSi Race Tech — TEO MARTIN MOTORSPORT

Vta	D	Tiempo	Sector 1	Sector 2	Sector 3	V.Max	Elapsed
1		2:21.083	1:00.627	44.930	35.526	146.1	2:21.083
2		2:06.999	48.652	43.668	34.679	157.6	4:28.082
3		2:04.732	47.147	43.092	34.493	177.3	6:32.814
4		2:04.460	48.161	41.637	34.662	180.3	8:37.274
5		2:04.713	47.965	42.006	34.742	176.4	10:41.987
6		2:04.371	47.386	42.030	34.955	178.2	12:46.358
7		2:04.444	47.640	42.071	34.733	176.1	14:50.802
8		2:04.559	47.599	41.984	34.976	174.1	16:55.361
9		2:04.636	47.724	42.199	34.713	175.8	18:59.997
10		2:05.436	47.543	42.107	35.786	177.9	21:05.433
11		2:04.547	47.595	42.129	34.823	175.3	23:09.980
12	1	2:04.637	47.601	42.029	35.007	174.1	25:14.617
13	1	2:06.867	48.332	42.183	36.352	175.3	27:21.484
14	1	2:06.052	47.793	43.516	34.743	172.8	29:27.536
15	1	2:04.641	47.217	42.058	35.366	177.0	31:32.177
16	1	2:04.587	47.554	42.135	34.898	175.0	33:36.764
17	1	2:04.834	47.407	42.537	34.890	175.8	35:41.598
18	1	2:05.489	47.652	42.998	34.839	170.3	37:47.087
19	1	2:06.079	48.728	42.323	35.028	168.4	39:53.166
20	1	2:06.732	48.112	43.511	35.109	172.8	41:59.898
21	1	2:11.365 P	48.029	42.420	40.916	176.4	44:11.263
22	2	4:08.800	2:49.157	44.416	35.227	95.4	48:20.063
23	2	2:05.109	47.973	42.739	34.397	167.9	50:25.172
24	2	2:07.632	50.632	42.626	34.374	175.3	52:32.804
25	2	2:02.710	46.980	41.498	34.232	177.9	54:35.514
26	2	2:03.420	47.511	41.567	34.342	172.2	56:38.934
27	2	2:03.698	47.064	42.254	34.380	183.0	58:42.632
28	2	2:04.339	47.874	42.127	34.338	176.4	1:00:46.971
29	2	2:03.879	47.653	41.773	34.453	177.6	1:02:50.850
30	2	2:04.029	48.309	41.283	34.437	177.9	1:04:54.879
31	2	2:04.777	48.540	41.450	34.787	178.5	1:06:59.656
32	2	2:03.110	47.011	41.451	34.648	177.3	1:09:02.766
33	2	2:03.709	47.979	41.348	34.382	159.5	1:11:06.475
34	2	2:04.484	47.979	42.100	34.405	177.9	1:13:10.959
35	2	2:04.006	47.384	42.051	34.571	179.7	1:15:14.965
36	2	2:02.834	47.121	41.483	34.230	178.2	1:17:17.799
37	2	2:03.754	47.658	41.996	34.100	176.1	1:19:21.553
38	2	2:04.019	47.167	42.249	34.603	183.0	1:21:25.572
39	2	2:05.871	47.945	42.926	35.000	180.3	1:23:31.443
40	2	2:06.232	48.810	43.089	34.333	175.8	1:25:37.675
41	2	2:02.688	47.262	41.049	34.377	179.7	1:27:40.363
42	2	2:04.458	47.102	42.762	34.594	180.0	1:29:44.821
43	2	2:04.241	47.432	41.691	35.118	175.3	1:31:49.062
44	2	2:03.104	47.236	41.187	34.681	183.9	1:33:52.166
45	2	2:03.984	47.285	41.907	34.792	180.0	1:35:56.150
46	2	2:03.732	48.223	41.276	34.233	172.2	1:37:59.882
47	2	2:02.702	46.837	41.285	34.580	181.8	1:40:02.584
48	2	2:02.894	47.154	41.295	34.445	181.2	1:42:05.478
49	2	2:03.234	47.612	41.212	34.410	179.4	1:44:08.712
50	2	2:03.120	47.058	41.919	34.143	180.6	1:46:11.832
51	2	4:54.315 P	47.604	42.469	3:24.242	182.1	1:51:06.147
52	1	8:08.489	6:49.327	43.869	35.293	77.6	1:59:14.636
53	1	2:07.550	49.415	43.432	34.703	150.0	2:01:22.186
54	1	2:05.393	48.161	42.148	35.084	174.1	2:03:27.579
55	1	2:05.017	48.102	41.760	35.155	171.4	2:05:32.596
56	1	2:04.223	47.913	41.529	34.781	174.1	2:07:36.819
57	1	2:01.977	46.928	41.220	33.829	180.9	2:09:38.796
58	1	2:04.378	47.143	42.609	34.626	180.9	2:11:43.174
59	1	2:05.712	48.814	42.075	34.823	180.9	2:13:48.886
60	1	2:03.829	47.276	41.837	34.716	180.3	2:15:52.715
61	1	2:05.129	48.216	42.335	34.578	174.4	2:17:57.844
62	1	2:04.636	47.578	42.223	34.835	179.1	2:20:02.480
63	1	2:05.406	48.105	42.100	35.201	177.0	2:22:07.886
64	1	2:04.593	47.632	42.341	34.620	180.3	2:24:12.479
65	1	2:04.722	47.521	42.584	34.617	181.2	2:26:17.201
66	1	2:03.662	46.945	42.393	34.324	183.0	2:28:20.863
67	1	2:04.380	47.412	41.942	35.026	175.0	2:30:25.243
68	1	2:05.260	47.535	42.077	35.648	179.4	2:32:30.503
69	1	2:06.990	49.669	42.871	34.450	173.0	2:34:37.493
70	1	2:04.869	48.314	41.913	34.642	173.6	2:36:42.362
71	1	2:05.566	48.088	41.788	35.690	181.2	2:38:47.928
72	1	2:05.593	48.541	42.012	35.040	180.9	2:40:53.521
73	1	2:03.957	47.412	41.899	34.646	178.2	2:42:57.478
74	1	2:05.125	47.577	42.996	34.552	179.4	2:45:02.603
75	1	2:03.551	47.219	41.849	34.483	179.4	2:47:06.154
76	1	2:04.565	47.538	42.373	34.654	180.0	2:49:10.719
77	1	2:04.131	47.704	41.837	34.590	180.3	2:51:14.850
78	1	2:04.121	47.833	41.884	34.404	177.0	2:53:18.971
79	1	2:04.513	46.978	42.665	34.870	180.3	2:55:23.484
80	1	2:04.456	47.562	42.199	34.695	176.1	2:57:27.940
81	1	2:12.705 P	48.607	42.687	41.411	170.0	2:59:40.645
82	2	4:16.013	2:57.211	43.370	35.432	93.4	3:03:56.658
83	2	2:06.343	47.937	43.584	34.822	175.6	3:06:03.001
84	2	2:06.983	49.476	42.534	34.973	158.3	3:08:09.984
85	2	2:07.145	48.839	43.199	35.107	170.0	3:10:17.129
86	2	2:06.777	47.789	43.225	35.763	175.6	3:12:23.906
87	2	2:06.353	48.213	43.236	34.904	169.5	3:14:30.259
88	2	2:06.070	48.019	43.147	34.904	170.3	3:16:36.329
89	2	2:05.866	48.297	42.646	34.923	175.3	3:18:42.195
90	2	2:05.718	48.062	42.650	35.006	173.6	3:20:47.913
91	2	2:07.314	49.302	42.843	35.169	165.6	3:22:55.227
92	2	2:06.829	48.355	43.269	35.205	169.2	3:25:02.056
93	2	2:06.213	48.048	43.008	35.157	170.8	3:27:08.269
94	2	2:06.285	47.966	43.018	35.301	171.7	3:29:14.554
95	2	2:06.088	47.790	42.806	35.492	173.3	3:31:20.642
96	2	2:04.684	47.418	42.417	34.849	171.7	3:33:25.326
97	2	2:08.282	48.416	44.841	35.025	178.5	3:35:33.608
98	2	2:04.528	47.451	42.130	34.947	173.9	3:37:38.136
99	2	2:03.938	47.390	41.871	34.677	175.6	3:39:42.074
100	2	2:04.140	47.198	42.544	34.398	176.4	3:41:46.214
101	2	2:04.046	47.089	42.179	34.778	175.8	3:43:50.260
102	2	3:04.710	1:00.792	1:25.301	38.617	148.1	3:46:54.970
103	2	2:07.998	48.720	43.819	35.459	164.1	3:49:02.968
104	2	2:05.020	47.613	42.767	34.640	176.4	3:51:07.988
105	2	2:04.875	47.223	42.572	35.080	175.8	3:53:12.863
106	2		47.637	42.618		177.3	

38

1 RACING for ALCALA — Toyota Aygo

AYGO — 2 RACING for ALCALA — JARAMA SPORT

Vta	D	Tiempo	Sector 1	Sector 2	Sector 3	V.Max	Elapsed
1		2:37.496	1:09.856	48.015	39.625	144.5	2:37.496
2		2:19.667	53.045	47.988	38.634	151.2	4:57.163
3		2:18.838	52.649	47.807	38.382	151.6	7:16.001
4		2:19.721	53.503	47.882	38.336	150.2	9:35.722

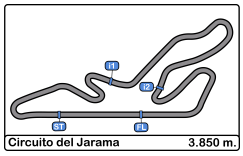

Circuito del Jarama
VI UV Endurance RACE Jarama
Carrera 4H
Tiempos Por Vuelta

5		2:18.513		52.485	47.814	38.214	150.8	11:54.235	63	1	2:20.385		53.218	48.414	38.753	147.7	2:35:42.353
6		2:19.294		52.533	48.171	38.590	151.6	14:13.529	64	1	2:20.444		52.545	48.014	39.885	149.5	2:38:02.797
7		2:20.095		53.534	48.014	38.547	150.0	16:33.624	65	1	2:19.973		53.224	48.259	38.490	147.3	2:40:22.770
8		2:19.136		52.553	48.192	38.391	149.5	18:52.760	66	1	2:19.432		52.663	48.239	38.530	151.2	2:42:42.202
9		2:19.478		52.824	48.093	38.561		21:12.238	67	1	2:19.216		52.425	48.032	38.759	150.0	2:45:01.418
10		2:20.388		52.603	49.453	38.332	150.2	23:32.626	68	1	2:22.248		53.379	48.757	40.112	151.6	2:47:23.666
11	1	2:19.255		53.077	47.855	38.323		25:51.881	69	1	11:17.994	P	1:12.458		11:58.106	151.0	2:58:41.660
12	1	2:19.384		52.785	47.732	38.867		28:11.265	70	2	4:47.140		3:20.476	48.270	38.394	75.2	3:03:28.800
13	1	2:18.883		52.396	48.034	38.453	151.0	30:30.148	71	2	2:18.527		52.487	47.789	38.251	149.7	3:05:47.327
14	1	2:19.418		52.507	48.151	38.760	150.2	32:49.566	72	2	2:20.661		53.546	48.995	38.120	149.5	3:08:07.988
15	1	2:19.392		52.916	47.955	38.521	150.6	35:08.958	73	2	2:19.851		53.058	47.911	38.882	149.3	3:10:27.839
16	1	2:20.342		53.473	48.215	38.654		37:29.300	74	2	2:19.133		52.188	48.438	38.507	151.0	3:12:46.972
17	1	2:19.808		52.527	48.015	39.266	154.9	39:49.108	75	2	2:20.127		53.501	48.112	38.514	150.0	3:15:07.099
18	1	2:18.945		52.585	48.056	38.304	149.1	42:08.053	76	2	2:20.731		52.731	48.890	39.110	148.5	3:17:27.830
19	1	2:18.781		52.155	48.005	38.621	151.6	44:26.834	77	2	2:18.875		52.274	48.042	38.559	148.7	3:19:46.705
20	1	2:19.028		52.497	48.147	38.384	150.2	46:45.862	78	2	2:21.181		54.265		2:59.740	147.3	3:22:07.886
21	1	2:18.854		52.642	47.866	38.346	151.4	49:04.716	79	2	2:18.537		52.290		5:18.277	149.3	3:24:26.423
22	1	2:19.638		52.932	47.813	38.893		51:24.354	80	2	2:17.987		52.100	47.788	38.099	148.7	3:26:44.410
23	1	2:20.889		52.878	48.615	39.396	148.3	53:45.243	81	2	2:19.280		52.368	48.667	38.245	148.5	3:29:03.690
24	1	2:19.097		52.543	48.129	38.425	152.9	56:04.340	82	2	2:19.001		52.040	47.662	39.299	149.1	3:31:22.691
25	1	2:19.169		52.835	47.853	38.481	150.6	58:23.509	83	2	2:19.046		52.404	47.424	39.218		3:33:41.737
26	1	2:24.462	P	53.001	48.386	43.075	150.4	1:00:47.971	84	2	2:19.353		53.023		2:58.571	150.8	3:36:01.090
27	2	5:01.973		3:28.669	51.320	41.984	73.4	1:05:49.944	85	2	2:20.747		54.102	48.424	38.221		3:38:21.837
28	2	2:28.526		56.825	50.531	41.170		1:08:18.470	86	2	2:18.590		52.324	48.049	38.217	149.3	3:40:40.427
29	2	2:30.324		55.479	52.607	42.238	148.5	1:10:48.794	87	2	2:20.794		54.446		2:59.011		3:43:01.221
30	2	2:27.130		56.117	50.110	40.903		1:13:15.924	88	2	2:22.165		54.040	49.220	38.905	148.3	3:45:23.386
31	2	2:25.984		55.379	50.133	40.472	149.3	1:15:41.908	89	2	2:19.751		52.727		2:58.656	148.5	3:47:43.137
32	2	2:25.424		54.513	50.100	40.811	146.9	1:18:07.332	90	2	2:17.964		52.425	47.582	37.957	151.4	3:50:01.101
33	2	2:27.671		55.666	50.764	41.241		1:20:35.003	91	2	2:17.522		51.793	47.492	38.237	150.6	3:52:18.623
34	2	2:27.126		55.959	50.690	40.477	148.1	1:23:02.129	92	2	2:18.546		52.690		2:56.783	148.3	3:54:37.169
35	2	2:25.004		54.626	49.848	40.530	149.1	1:25:27.133	93	2	2:18.517		52.163	48.052	38.302	147.5	3:56:55.686
36	2	2:29.476		55.474	52.750	41.252		1:27:56.609	94	2	2:18.459		52.197		2:56.761	147.5	3:59:14.145
37	2	2:26.042		54.821	50.342	40.879	147.7	1:30:22.651	95	2	2:18.823		52.418		5:15.584	147.7	4:01:32.968
38	2	2:24.650		55.228	49.576	39.846	147.3	1:32:47.301									
39	2	2:24.112		54.600	49.579	39.933	147.7	1:35:11.413									
40	2	2:23.843		54.392	49.522	39.929	147.9	1:37:35.256									
41	2	2:25.622		55.376	50.389	39.857		1:40:00.878									
42	2	2:24.640		55.386	49.294	39.960	147.7	1:42:25.518									
43	2	2:25.015		55.175	49.938	39.902	150.2	1:44:50.533									
44	2	2:24.107		54.723	49.489	39.895	147.3	1:47:14.640									
45	2	2:23.470		54.393	49.400	39.677	150.0	1:49:38.110									
46	2	2:23.794		54.478	49.243	40.073	149.1	1:52:01.904									
47	2	2:24.253		54.592	49.726	39.935	148.1	1:54:26.157									
48	2	2:24.628		54.791	49.911	39.926	147.3	1:56:50.785									
49	2	2:24.329		54.440	50.159	39.730	147.3	1:59:15.114									
50	2	2:31.189	P	54.652	50.272	46.265		2:01:46.303									
51	1	5:32.158		4:04.575		6:18.423	74.7	2:07:18.461									
52	1	2:22.303		54.679	48.222	39.402	149.5	2:09:40.764									
53	1	2:20.299		53.293	48.081	38.925	150.2	2:12:01.063									
54	1	2:20.301		52.803	48.657	38.841	149.3	2:14:21.364									
55	1	2:21.464		52.809	49.821	38.834	148.3	2:16:42.828									
56	1	2:25.734		54.908	51.047	39.779	151.6	2:19:08.562									
57	1	2:22.917		54.650	49.298	38.969	151.2	2:21:31.479									
58	1	2:23.588		54.550	48.474	40.564	151.6	2:23:55.067									
59	1	2:19.485		52.583	48.051	38.851	149.1	2:26:14.552									
60	1	2:22.837		54.026	48.983	39.828	149.7	2:28:37.389									
61	1	2:23.309		53.780	49.153	40.376	147.3	2:31:00.698									
62	1	2:21.270		53.211	48.540	39.519	146.3	2:33:21.968									

39 1 GT SPORT Citroen Saxo 1.6

SAXO 2 GT SPORT ULTIMA VUELTA

Vta	D	Tiempo	Sector 1	Sector 2	Sector 3	V.Max	Elapsed
1		2:35.175	1:08.965	48.289	37.921	150.8	2:35.175
2		2:15.427	51.741	46.173	37.513	161.4	4:50.602
3		2:14.988	50.981	46.710	37.297	152.3	7:05.590
4		2:15.294	51.501	46.329	37.464	165.1	9:20.884
5		2:11.581	50.207	44.758	36.616	165.8	11:32.465
6		2:14.755	50.177	45.866	38.712	168.4	13:47.220
7		2:17.318	51.512	46.212	39.594	164.1	16:04.538
8		2:15.410	51.722	45.217	38.471	160.4	18:19.948
9		2:11.973	50.113	45.131	36.729	164.1	20:31.921
10		2:11.341	49.871	44.926	36.544	167.7	22:43.262
11	1	2:11.103	49.350	44.960	36.793	166.4	24:54.365
12	1	2:13.706	51.977	45.134	36.595	164.6	27:08.071
13	1	2:12.737	50.710	45.599	36.428	165.1	29:20.808
14	1	2:11.458	49.865	44.225	37.368	163.3	31:32.266
15	1	2:11.670	49.704	44.735	37.231	165.6	33:43.936
16	1	2:13.830	51.195	45.865	36.770	155.3	35:57.766
17	1	2:14.614	50.235	47.749	36.630	169.2	38:12.380
18	1	2:13.309	49.155	45.521	38.633	169.2	40:25.689
19	1	2:12.350	50.238	45.988	36.124	160.7	42:38.039
20	1	2:10.714	49.309	45.130	36.275	170.8	44:48.753
21	1	2:12.320	50.943	44.832	36.545	169.8	47:01.073
22	1	2:09.303	48.980	44.144	36.179	169.0	49:10.376

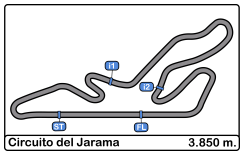

Circuito del Jarama
VI UV Endurance RACE Jarama
Carrera 4H
Tiempos Por Vuelta

23	1	2:09.161	49.023	43.766	36.372	167.7	51:19.537	81	2	2:14.998	51.415	45.951	37.632	161.4	3:25:17.078
24	1	2:11.862	49.091	44.942	37.829	168.4	53:31.399	82	2	2:12.755	50.353	45.334	37.068	170.6	3:27:29.833
25	1	2:21.449 P	49.865	44.575	47.009	165.6	55:52.848	83	2	2:14.733	50.740	46.210	37.783	162.4	3:29:44.566
26	2	6:14.664	4:40.473	52.624	41.567	79.6	1:02:07.512	84	2	2:14.222	50.562	45.492	38.168	165.1	3:31:58.788
27	2	2:28.070	57.376	49.748	40.946	149.1	1:04:35.582	85	2	2:12.992	50.625	45.109	37.258	163.8	3:34:11.780
28	2	2:25.838	54.951	50.552	40.335	144.9	1:07:01.420	86	2	2:14.066	51.165	45.534	37.367	162.8	3:36:25.846
29	2	2:24.229	54.462	48.733	41.034	153.1	1:09:25.649	87	2	2:13.030	50.679	44.724	37.627	165.6	3:38:38.876
30	2	2:22.762	55.038	47.360	40.364	149.3	1:11:48.411	88	2	2:14.399	50.970	45.869	37.560	167.7	3:40:53.275
31	2	2:18.721	52.839	47.222	38.660	158.8	1:14:07.132	89	2	2:13.530	50.968	45.262	37.300	156.7	3:43:06.805
32	2	2:22.240	56.114	47.712	38.414	166.1	1:16:29.372	90	2	2:23.460	52.036	51.351	40.073	166.6	3:45:30.265
33	2	2:17.531	52.553	47.121	37.857	162.1	1:18:46.903	91	2	2:41.064 P	55.483	48.454	57.127	135.5	3:48:11.329
34	2	2:16.356	51.580	46.927	37.849	161.4	1:21:03.259	92	1	3:02.274	1:39.446	45.770	37.058	90.3	3:51:13.603
35	2	2:16.496	52.316	46.324	37.856	166.4	1:23:19.755	93	1	2:12.173	49.756	45.339	37.078	167.1	3:53:25.776
36	2	2:15.366	51.531	45.850	37.985	160.9	1:25:35.121	94	1	2:16.827	51.180	46.678	38.969	170.3	3:55:42.603
37	2	2:15.179	51.772	46.177	37.230	163.6	1:27:50.300	95	1	2:14.170	50.887	45.657	37.626	161.4	3:57:56.773
38	2	2:12.624	50.665	45.294	36.665	167.7	1:30:02.924	96	1	2:12.589	50.627	45.105	36.857	165.6	4:00:09.362
39	2	2:14.014	50.926	44.879	38.209	168.7	1:32:16.938	97	1	2:12.418	50.780	44.792	36.846	169.8	4:02:21.780
40	2	2:13.906	50.419	45.615	37.872	166.9	1:34:30.844								
41	2	2:12.345	50.740	44.612	36.993	160.7	1:36:43.189								
42	2	2:11.513	50.459	44.448	36.606	164.6	1:38:54.702								
43	2	2:22.618	50.088	44.662	47.868	169.0	1:41:17.320								
44	2	2:14.473	52.178	45.117	37.178	140.2	1:43:31.793								
45	2	2:12.400	50.142	45.388	36.870	170.8	1:45:44.193								
46	2	2:13.892	51.375	44.672	37.845	163.8	1:47:58.085								
47	2	2:15.428	51.735	45.755	37.938	162.6	1:50:13.513								
48	2	2:26.179 P	51.512	46.479	48.188	156.5	1:52:39.692								
49	1	5:10.067	3:47.094	46.320	36.653	79.8	1:57:49.759								
50	1	2:12.767	50.276	45.238	37.253	167.4	2:00:02.526								
51	1	2:12.645	50.165	46.229	36.251	164.3	2:02:15.171								
52	1	2:17.342	54.261	45.810	37.271	168.4	2:04:32.513								
53	1	3:55.628 P	49.934	45.820	2:19.874	163.1	2:08:28.141								
54	2	4:44.740	3:23.482	44.304	36.954	84.9	2:13:12.881								
55	2	8:52.058 P	50.025	45.208	7:16.825	161.9	2:22:04.939								
56	1	2:35.644	1:11.420	46.755	37.469	87.5	2:24:40.583								
57	1	2:15.275	51.732	46.495	37.048	157.2	2:26:55.858								
58	1	2:19.218	54.544	47.423	37.251	166.9	2:29:15.076								
59	1	2:15.773	51.075	47.024	37.674	165.8	2:31:30.849								
60	1	2:30.307	50.654	46.022	53.631	161.6	2:34:01.156								
61	1	2:15.765	50.620	47.024	38.121	156.2	2:36:16.921								
62	1	2:14.360	50.920	46.387	37.053	168.2	2:38:31.281								
63	1	2:14.383	49.963	46.547	37.873	165.1	2:40:45.664								
64	1	2:15.875	50.698	47.619	37.558	162.8	2:43:01.539								
65	1	2:12.984	50.088	45.671	37.225	162.6	2:45:14.523								
66	1	2:15.940	50.463	47.164	38.313	159.0	2:47:30.463								
67	1	2:12.651	49.881	45.866	36.904	167.7	2:49:43.114								
68	1	2:14.203	51.092	45.969	37.142	160.2	2:51:57.317								
69	1	2:14.062	50.374	46.238	37.450	157.2	2:54:11.379								
70	1	2:15.436	51.149	46.793	37.494	138.2	2:56:26.815								
71	1	2:21.135 P	50.067	45.664	45.404	154.7	2:58:47.950								
72	2	5:43.924	4:13.538	49.754	40.632	75.3	3:04:31.874								
73	2	2:23.874	54.340	49.348	40.186	155.1	3:06:55.748								
74	2	2:23.118	55.595	48.313	39.210	133.4	3:09:18.866								
75	2	2:21.762	52.677	49.678	39.407	160.4	3:11:40.628								
76	2	2:18.370	52.852	46.922	38.596	155.3	3:13:58.998								
77	2	2:17.484	52.815	46.531	38.138	162.6	3:16:16.482								
78	2	2:16.237	51.664	46.239	38.334	158.8	3:18:32.719								
79	2	2:14.191	51.539	45.446	37.206	160.7	3:20:46.910								
80	2	2:15.170	51.676	45.673	37.821	167.4	3:23:02.080								

40 — 1 UV - TECSPORT — Citroen Saxo 1.6

SAXO — 2 UV - TECSPORT — ÚLTIMA VUELTA

Vta	D	Tiempo	Sector 1	Sector 2	Sector 3	V.Max	Elapsed
1		2:38.933	1:11.304	47.918	39.711	136.8	2:38.933
2		2:20.447	54.173	48.166	38.108	159.5	4:59.380
3		2:17.121	52.711	46.580	37.830	163.8	7:16.501
4		2:16.742	52.456	46.275	38.011	164.1	9:33.243
5		2:18.282	52.156	47.023	39.103	156.2	11:51.525
6		2:17.398	52.109	47.227	38.062	162.8	14:08.923
7		2:19.784	52.589	48.235	38.960	158.5	16:28.707
8		2:19.586	54.076	46.704	38.806	163.3	18:48.293
9		2:19.722	52.787	47.928	39.007	151.0	21:08.015
10		2:16.592	52.178	46.441	37.973	160.9	23:24.607
11	1	2:23.273	54.674	49.319	39.280	154.0	25:47.880
12	1	2:25.768	55.665	50.114	39.989	163.1	28:13.648
13	1	2:17.795	53.987	46.116	37.692	152.1	30:31.443
14	1	2:16.700	52.078	45.787	38.835	151.0	32:48.143
15	1	2:16.467	52.078	46.404	37.985	161.9	35:04.610
16	1	2:18.770	52.949	47.814	38.007	160.4	37:23.380
17	1	2:18.266	53.571	46.690	38.005	158.1	39:41.646
18	1	2:22.148	53.253	49.327	39.568	154.9	42:03.794
19	1	2:17.839	52.265	46.192	39.382	161.4	44:21.633
20	1	2:19.290	54.880	46.294	38.116	159.5	46:40.923
21	1	2:21.738	55.671	47.686	38.381	154.7	49:02.661
22	1	2:17.983	52.183	47.074	38.726	160.0	51:20.644
23	1	2:18.147	52.869	47.250	38.028	165.3	53:38.791
24	1	2:30.116 P	54.260	46.041	49.815	151.0	56:08.907
25	2	5:52.537	4:24.263	48.580	39.694	76.5	1:02:01.444
26	2	2:21.631	53.258	47.201	41.172	154.7	1:04:23.075
27	2	2:20.921	53.837	47.545	39.539	151.2	1:06:43.996
28	2	2:26.476	55.716	49.722	41.038	157.4	1:09:10.472
29	2	2:24.499	54.311	50.088	40.100	152.7	1:11:34.971
30	2	2:23.739	53.992	48.184	41.563	156.2	1:13:58.710
31	2	2:44.256	1:11.865	51.909	40.482	159.0	1:16:42.966
32	2	2:23.463	54.647	48.930	39.886	151.2	1:19:06.429
33	2	2:22.859	53.023	47.393	42.443	154.7	1:21:29.288
34	2	2:23.562	55.323	48.607	39.632	143.2	1:23:52.850
35	2	2:21.974	53.255	48.124	40.595	153.4	1:26:14.824
36	2	2:23.472	53.584	49.747	40.141	152.5	1:28:38.296
37	2	2:23.022	54.644	49.424	38.954	151.4	1:31:01.318
38	2	2:23.774	54.855	48.790	40.129	156.9	1:33:25.092

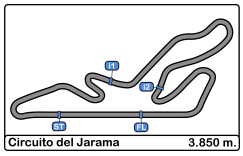

Circuito del Jarama
VI UV Endurance RACE Jarama
Carrera 4H
Tiempos Por Vuelta

39	2	2:27.359		54.814	50.035	42.510	144.0	1:35:52.451
40	2	2:25.393		57.213	48.096	40.084	151.6	1:38:17.844
41	2	2:24.221		55.696	48.536	39.989	150.8	1:40:42.065
42	2	2:24.595		56.705	48.703	39.187	154.0	1:43:06.660
43	2	2:21.108		54.514	47.570	39.024	146.5	1:45:27.768
44	2	2:23.338		55.010	49.148	39.180	158.1	1:47:51.106
45	2	2:24.782		53.571	50.130	41.081	157.6	1:50:15.888
46	2	2:29.049		55.790	52.869	40.390	144.1	1:52:44.937
47	2	2:28.124		57.463	50.075	40.586	152.3	1:55:13.061
48	2	7:02.596	P	54.498	48.736	5:19.362	138.2	2:02:15.657
49	1	7:04.166		5:34.663	49.642	39.861	82.3	2:09:19.823
50	1	2:21.757		53.545	47.599	40.613	157.8	2:11:41.580
51	1	2:22.094		54.188	48.970	38.936	160.0	2:14:03.674
52	1	2:20.095		52.862	48.767	38.466	157.8	2:16:23.769
53	1	2:20.775		54.561	47.597	38.617	157.2	2:18:44.544
54	1	2:23.620		53.742	48.078	41.800	160.9	2:21:08.164
55	1	2:25.390		57.569	48.868	38.953	155.6	2:23:33.554
56	1	2:24.796		54.831	51.096	38.869	155.6	2:25:58.350
57	1	2:22.380		54.505	49.418	38.457	150.4	2:28:20.730
58	1	2:19.410		53.706	47.758	37.946	140.4	2:30:40.140
59	1	2:20.081		52.844	48.072	39.165	152.7	2:33:00.221
60	1	2:18.771		52.981	47.444	38.346	160.0	2:35:18.992
61	1	2:19.530		52.979	48.434	38.117	147.9	2:37:38.522
62	1	2:18.906		52.167	47.359	39.380	158.1	2:39:57.428
63	1	2:17.032		52.959	46.113	37.960	163.1	2:42:14.460
64	1	2:16.675		52.646	46.189	37.840	151.8	2:44:31.135
65	1	2:16.563		52.060	45.747	38.756	158.1	2:46:47.698
66	1	2:17.727		53.458	46.305	37.964	159.2	2:49:05.425
67	1	2:18.771		54.112	45.848	38.811	157.8	2:51:24.196
68	1	2:17.394		51.449	47.070	38.875	162.1	2:53:41.590
69	1	2:19.267		53.523	47.026	38.718	144.5	2:56:00.857
70	1	2:16.869		52.702	46.475	37.692	151.8	2:58:17.726
71	1	2:15.826		51.634	45.925	38.267	161.1	3:00:33.552
72	1	2:24.760	P	52.252	46.495	46.013	165.1	3:02:58.312
73	2	5:37.382		4:02.796	53.140	41.446	72.7	3:08:35.694
74	2	2:27.529		56.889	50.318	40.322	140.6	3:11:03.223
75	2	2:30.745		58.894	50.757	41.094	151.0	3:13:33.968
76	2	2:26.388		56.098	50.135	40.155	151.8	3:16:00.356
77	2	2:22.812		54.679	49.162	38.971	151.2	3:18:23.168
78	2	2:22.476		54.655	48.708	39.113	155.3	3:20:45.644
79	2	2:22.391		55.931	47.298	39.162	152.1	3:23:08.035
80	2	2:21.675		53.629	48.180	39.866	156.0	3:25:29.710
81	2	2:25.067		54.738	49.147	41.182	157.8	3:27:54.777
82	2	2:21.113		53.371	47.901	39.841	155.6	3:30:15.890
83	2	2:20.446		53.836	47.239	39.371	151.4	3:32:36.336
84	2	2:22.119		53.035	50.741	38.343	153.6	3:34:58.455
85	2	2:21.604		53.306	49.598	38.700	154.5	3:37:20.059
86	2	2:21.102		53.238	48.737	39.127	158.8	3:39:41.161
87	2	2:24.885		55.283	49.841	39.761	133.4	3:42:06.046
88	2	2:27.985		54.248	53.597	40.140	156.5	3:44:34.031
89	2	2:38.150		1:08.614	50.575	38.961	78.2	3:47:12.181
90	2	2:21.474		53.927	48.738	38.809	133.8	3:49:33.655
91	2	2:22.462		54.493	49.148	38.821	159.5	3:51:56.117
92	2	2:20.599		54.497	47.439	38.663	157.6	3:54:16.716
93	2	2:22.402		53.445	49.005	39.952	155.1	3:56:39.118
94	2	2:26.186		56.735	50.193	39.258	149.5	3:59:05.304
95	2	2:21.978		53.437	48.642	39.899	144.5	4:01:27.282

41 — 1 ÚLTIMA VUELTA — Citroen AX

1 — 2 ÚLTIMA VUELTA — ÚLTIMA VUELTA

Vta	D	Tiempo		Sector 1	Sector 2	Sector 3	V.Max	Elapsed
1		2:13.795		57.072	41.745	34.978	141.3	2:13.795
2		2:01.661		46.300	41.343	34.018	180.0	4:15.456
3		2:01.760		47.166	41.238	33.356	185.2	6:17.216
4		2:00.303		45.792	40.336	34.175	180.6	8:17.519
5		2:00.289		46.391	40.116	33.782	182.4	10:17.808
6		2:00.250		46.325	40.353	33.572	181.8	12:18.058
7		2:00.346		46.044	40.656	33.646	180.3	14:18.404
8		2:00.358		46.120	40.762	33.476	181.5	16:18.762
9		2:00.163		46.211	40.228	33.724	180.9	18:18.925
10		1:59.383		45.764	39.909	33.710	183.9	20:18.308
11		2:00.457		46.206	40.460	33.791	178.5	22:18.765
12		1:59.401		46.026	39.889	33.486	182.1	24:18.166
13	1	1:59.463		46.086	39.916	33.461	182.4	26:17.629
14	1	2:00.316		46.349	40.161	33.806	185.2	28:17.945
15	1	2:01.437		46.554	40.557	34.326	180.6	30:19.382
16	1	2:00.699		46.164	40.617	33.918	181.8	32:20.081
17	1	2:01.626		46.842	40.732	34.052	184.6	34:21.707
18	1	2:00.512		46.485	40.405	33.622	175.0	36:22.219
19	1	2:00.767		46.465	40.130	34.172	179.7	38:22.986
20	1	2:02.141		47.626	40.282	34.233	173.3	40:25.127
21	1	2:01.634		47.148	40.807	33.679	173.6	42:26.761
22	1	2:00.574		46.173	40.437	33.964	179.1	44:27.335
23	1	2:00.994		46.959	40.237	33.798	175.3	46:28.329
24	1	2:01.085		46.818	40.225	34.042	182.4	48:29.414
25	1	2:00.007		45.791	40.250	33.966	179.4	50:29.421
26	1	2:00.156		46.162	40.329	33.665	180.6	52:29.577
27	1	2:00.145		46.144	40.241	33.760	179.1	54:29.722
28	1	1:59.741		46.069	40.195	33.477	180.3	56:29.463
29	1	4:34.358	P	45.971	39.843	3:08.544	181.2	1:01:03.821
30	2	4:32.304		3:14.959	42.624	34.721	88.3	1:05:36.125
31	2	2:05.254		48.676	41.937	34.641	163.1	1:07:41.379
32	2	2:03.358		47.348	41.398	34.612	175.3	1:09:44.737
33	2	2:03.023		46.975	41.317	34.731	180.0	1:11:47.760
34	2	2:05.817		47.321	43.485	35.011	170.0	1:13:53.577
35	2	2:02.452		46.992	41.099	34.361	179.7	1:15:56.029
36	2	2:03.457		47.460	41.423	34.574	174.1	1:17:59.486
37	2	2:02.919		47.435	41.228	34.256	172.8	1:20:02.405
38	2	2:03.815		47.703	41.708	34.404	171.7	1:22:06.220
39	2	2:03.467		47.739	41.050	34.678	169.0	1:24:09.687
40	2	2:02.306		47.203	40.938	34.165	177.6	1:26:11.993
41	2	2:03.160		47.286	41.735	34.139	170.3	1:28:15.153
42	2	2:03.762		47.506	41.793	34.463	174.4	1:30:18.915
43	2	2:03.267		47.578	41.320	34.369	174.7	1:32:22.182
44	2	2:04.342		47.297	42.887	34.158	176.7	1:34:26.524
45	2	2:02.855		47.386	41.162	34.307	178.8	1:36:29.379
46	2	2:03.265		47.465	41.238	34.562	171.7	1:38:32.644
47	2	2:04.340		47.497	41.833	35.010	176.1	1:40:36.984
48	2	2:03.260		47.518	41.604	34.138	164.3	1:42:40.244
49	2	2:03.036		47.828	40.659	34.549	180.3	1:44:43.280
50	2	2:03.889		47.697	41.412	34.780	183.3	1:46:47.169
51	2	2:02.988		46.774	41.302	34.912	177.3	1:48:50.157
52	2	2:04.132		47.368	41.526	35.238	182.4	1:50:54.289
53	2	2:02.837		46.940	41.208	34.689	182.7	1:52:57.126
54	2	2:03.286		47.176	41.532	34.578	180.9	1:55:00.412
55	2	2:04.190		47.776	41.193	35.221	174.4	1:57:04.602

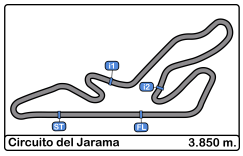

Circuito del Jarama
VI UV Endurance RACE Jarama
Carrera 4H
Tiempos Por Vuelta

56	2	2:04.772	47.647	42.038	35.087	172.8	1:59:09.374	2		2:10.302	49.390	44.760	36.152	172.5	4:34.437
57	2	2:03.101	47.101	41.729	34.271	176.1	2:01:12.475	3		2:08.819	49.088	43.558	36.173	173.9	6:43.256
58	2	2:04.256	47.658	41.863	34.735	173.3	2:03:16.731	4		2:08.848	49.108	43.569	36.171	171.9	8:52.104
59	2	2:05.123	48.402	42.143	34.578	171.1	2:05:21.854	5		2:08.832	49.065	43.567	36.200	171.4	11:00.936
60	2	5:54.805 P	47.313	42.087	4:25.405	174.1	2:11:16.659	6		2:09.265	49.174	44.165	35.926	170.6	13:10.201
61	1	3:31.440	2:11.328	41.286	38.826	98.2	2:14:48.099	7		2:08.070	48.546	43.591	35.933	173.9	15:18.271
62	1	2:01.144	46.699	40.872	33.573	173.9	2:16:49.243	8		2:08.206	48.641	43.462	36.103	174.4	17:26.477
63	1	2:02.188	47.068	40.752	34.368	175.0	2:18:51.431	9		2:08.305	48.584	43.881	35.840	174.7	19:34.782
64	1	2:01.213	46.175	40.721	34.317	180.3	2:20:52.644	10		2:09.331	49.897	43.473	35.961	172.2	21:44.113
65	1	2:01.947	46.286	40.956	34.705	175.3	2:22:54.591	11		2:09.618	49.659	43.573	36.386	170.3	23:53.731
66	1	2:03.678	47.119	42.332	34.227	177.0	2:24:58.269	12	1	2:07.930	48.910	43.174	35.846	171.7	26:01.661
67	1	2:01.409	46.949	40.692	33.768	178.2	2:26:59.678	13	1	2:08.630	48.417	44.010	36.203	174.7	28:10.291
68	1	2:01.693	46.663	41.219	33.811	177.9	2:29:01.371	14	1	2:08.463	48.735	43.706	36.022	174.4	30:18.754
69	1	2:00.979	46.432	40.620	33.927	176.7	2:31:02.350	15	1	2:08.439	49.030	43.435	35.974	169.8	32:27.193
70	1	2:02.958	47.440	41.395	34.123	179.1	2:33:05.308	16	1	2:07.891	48.590	43.340	35.961	174.7	34:35.084
71	1	2:00.938	46.232	40.365	34.341	176.7	2:35:06.246	17	1	2:09.092	49.582	43.637	35.873	173.6	36:44.176
72	1	2:01.151	46.938	40.383	33.830	178.5	2:37:07.397	18	1	2:08.879	49.164	43.472	36.243	170.0	38:53.055
73	1	2:01.034	46.620	40.546	33.868	178.8	2:39:08.431	19	1	2:09.438	48.884	44.217	36.337	168.7	41:02.493
74	1	2:01.215	46.842	40.394	33.979	174.1	2:41:09.646	20	1	2:08.298	49.104	43.400	35.794	172.2	43:10.791
75	1	2:02.327	47.016	40.605	34.706	181.5	2:43:11.973	21	1	2:08.332	48.932	43.298	36.102	173.3	45:19.123
76	1	2:02.383	48.052	40.424	33.907	181.8	2:45:14.356	22	1	2:09.556	49.925	43.626	36.005	171.9	47:28.679
77	1	2:01.634	46.323	40.877	34.434	185.2	2:47:15.990	23	1	2:08.924	49.298	43.514	36.112	172.5	49:37.603
78	1	2:01.004	46.442	40.704	33.858	177.6	2:49:16.994	24	1	2:09.179	49.549	43.585	36.045	174.4	51:46.782
79	1	2:03.263	47.347	41.360	34.556	175.6	2:51:20.257	25	1	2:09.744	48.976	44.006	36.762	172.8	53:56.526
80	1	2:03.266	47.919	41.065	34.282	162.8	2:53:23.523	26	1	2:09.122	48.746	43.893	36.483	173.9	56:05.648
81	1	2:02.090	46.852	40.732	34.506	173.0	2:55:25.613	27	1	2:07.924	48.749	43.297	35.878	171.9	58:13.572
82	1	2:03.864	47.837	41.760	34.267	176.4	2:57:29.477	28	1	2:08.222	48.986	43.312	35.924	171.7	1:00:21.794
83	1	2:02.473	46.718	41.536	34.219	172.5	2:59:31.950	29	1	4:27.469 P	49.204	43.377	2:54.888	169.8	1:04:49.263
84	1	2:02.602	46.885	41.299	34.418	172.2	3:01:34.552	30	2	5:10.494	3:51.027	43.550	35.917	90.7	1:09:59.757
85	1	2:02.274	46.564	41.282	34.428	176.4	3:03:36.826	31	2	2:08.398	49.389	43.381	35.628	171.7	1:12:08.155
86	1	2:03.413	47.243	40.841	35.329	172.8	3:05:40.239	32	2	2:07.661	48.935	43.324	35.402	171.9	1:14:15.816
87	1	2:06.875 P	47.363	41.179	38.333	167.9	3:07:47.114	33	2	2:08.764	48.937	44.058	35.769	172.5	1:16:24.580
88	2	9:41.036	8:24.504	42.266	34.266	89.1	3:17:28.150	34	2	2:07.179	48.680	42.991	35.508	173.3	1:18:31.759
89	2	2:04.374	47.385	41.707	35.282	173.6	3:19:32.524	35	2	2:06.998	48.635	42.812	35.551	173.9	1:20:38.757
90	2	2:05.813	49.397	42.204	34.212	168.4	3:21:38.337	36	2	2:07.009	48.552	42.765	35.692	173.0	1:22:45.766
91	2	2:04.287	47.788	42.315	34.184	172.2	3:23:42.624	37	2	2:09.063	49.568	43.707	35.788	172.8	1:24:54.829
92	2	2:04.219	47.603	42.226	34.390	169.0	3:25:46.843	38	2	2:08.370	48.868	43.449	36.053	171.1	1:27:03.199
93	2	2:05.005	48.233	41.709	35.063	165.8	3:27:51.848	39	2	2:07.637	48.927	43.191	35.519	172.2	1:29:10.836
94	2	2:03.756	47.706	41.490	34.560	173.0	3:29:55.604	40	2	2:08.108	48.529	43.731	35.848	173.3	1:31:18.944
95	2	2:03.274	47.510	41.464	34.300	171.9	3:31:58.878	41	2	2:07.352	48.560	43.128	35.664	173.0	1:33:26.296
96	2	2:02.858	46.894	41.914	34.050	179.4	3:34:01.736	42	2	2:07.409	48.774	43.116	35.519	173.6	1:35:33.705
97	2	2:02.456	46.801	41.545	34.110	180.3	3:36:04.192	43	2	2:07.166	48.277	43.086	35.803	173.0	1:37:40.871
98	2	2:06.219	48.256	43.698	34.265	176.1	3:38:10.411	44	2	2:08.386	49.581	43.128	35.677	175.3	1:39:49.257
99	2	2:01.759	46.509	41.311	33.939	171.9	3:40:12.170	45	2	2:07.617	48.703	43.270	35.644	171.7	1:41:56.874
100	2	2:04.694	48.756	42.184	33.754	178.5	3:42:16.864	46	2	2:08.143	48.526	43.753	35.864	171.4	1:44:05.017
101	2	2:14.938	46.804	43.117	45.017	173.0	3:44:31.802	47	2	2:07.885	48.514	43.295	36.076	173.9	1:46:12.902
102	2	2:33.277	1:01.900	50.408	40.969	104.7	3:47:05.079	48	2	2:07.765	48.238	43.583	35.944	174.4	1:48:20.667
103	2	2:04.480	47.566	41.304	35.610	169.0	3:49:09.559	49	2	2:07.600	48.351	43.641	35.608	173.3	1:50:28.267
104	2	2:02.986	46.606	42.027	34.353	180.0	3:51:12.545	50	2	2:08.530	48.891	43.860	35.779	173.3	1:52:36.797
105	2	2:03.487	46.976	41.603	34.908	179.1	3:53:16.032	51	2	2:10.436	49.051	44.219	37.166	170.8	1:54:47.233
106	2	2:02.326	46.666	40.778	34.882	184.3	3:55:18.358	52	2	2:10.302	49.548	43.828	36.926	166.9	1:56:57.535
107	2	2:03.687	46.754	41.691	35.242	170.0	3:57:22.045	53	2	6:56.698 P	51.625	44.413	5:20.660	146.7	2:03:54.233
108	2	2:02.816	47.048	41.457	34.311	167.1	3:59:24.861	54	1	13:48.168	12:25.274	46.021	36.873	66.6	2:17:42.401
109	2	2:01.554	46.773	40.895	33.886	176.1	4:01:26.415	55	1	2:11.394	50.017	45.157	36.220	163.6	2:19:53.795
								56	1	2:10.191	49.956	43.986	36.249	169.5	2:22:03.986
								57	1	2:10.308	49.239	44.919	36.150	167.4	2:24:14.294
								58	1	2:16.453 P	48.784	43.256	44.413	173.9	2:26:30.747
								59	2	9:11.362 P	7:37.191	50.463	43.708	89.5	2:35:42.109

42 — 1 Fuñigators Team — Citroen Saxo 1.6

SAXO — 2 Fuñigators Team — JORGE OTERO AGREDA

Vta	D	Tiempo	Sector 1	Sector 2	Sector 3	V.Max	Elapsed
1		2:24.135	1:03.488	44.350	36.297	153.8	2:24.135

60	1	15:12.109		13:50.917	44.542	36.650	87.0	2:50:54.218
61	1	2:10.358		49.900	44.243	36.215	156.0	2:53:04.576
62	1	2:09.795		49.145	44.236	36.414	169.5	2:55:14.371
63	1	2:17.579	P	50.297	44.298	42.984	143.4	2:57:31.950
64	2	23:31.701		22:11.490	43.744	36.467	88.0	3:21:03.651
65	2	2:10.050		48.590	44.593	36.867	172.2	3:23:13.701
66	2	2:11.640		49.463	44.094	38.083	162.8	3:25:25.341
67	2	2:09.983		49.012	44.018	36.953	172.2	3:27:35.324
68	2	2:19.966	P	49.467	43.821	46.678	165.6	3:29:55.290

43

1 CLEMENTE ARROYO — Citroen Saxo 1.6

SAXO — 2 CLEMENTE ARROYO — AD CLEMENTE ARROYO

Vta	D	Tiempo	Sector 1	Sector 2	Sector 3	V.Max	Elapsed
1		2:29.652	1:06.854	45.584	37.214	143.8	2:29.652
2		2:11.540	49.751	44.999	36.790	170.8	4:41.192
3		2:11.970	50.076	44.962	36.932	168.7	6:53.162
4		2:11.573	49.942	44.816	36.815	170.6	9:04.735
5		2:11.819	50.140	44.984	36.695	171.1	11:16.554
6		2:11.650	49.916	45.018	36.716	165.3	13:28.204
7		2:13.392	50.792	45.489	37.111	168.2	15:41.596
8		2:12.847	50.888	44.956	37.003	167.9	17:54.443
9		2:12.643	50.321	45.469	36.853	170.6	20:07.086
10		2:15.287	50.242	46.793	38.252	169.8	22:22.373
11		2:10.627	49.697	44.361	36.569	171.9	24:33.000
12	1	2:10.153	49.491	44.420	36.242	170.0	26:43.153
13	1	2:09.836	49.476	44.146	36.214	169.8	28:52.989
14	1	2:10.121	49.411	44.303	36.407	169.8	31:03.110
15	1	2:12.504	49.219	45.705	37.580	170.6	33:15.614
16	1	2:11.937	49.793	45.607	36.537	163.8	35:27.551
17	1	2:10.151	49.457	44.345	36.349	171.7	37:37.702
18	1	2:09.665	49.324	43.849	36.492	171.4	39:47.367
19	1	2:10.791	49.852	44.136	36.803	171.1	41:58.158
20	1	2:10.901	50.848	43.698	36.355	172.5	44:09.059
21	1	2:09.809	49.631	44.072	36.106	171.1	46:18.868
22	1	2:10.899	49.523	43.624	37.752	170.3	48:29.767
23	1	2:11.167	49.845	44.676	36.646	167.1	50:40.934
24	1	2:13.490	51.669	45.273	36.548	169.8	52:54.424
25	1	2:10.668	49.021	44.747	36.900	172.2	55:05.092
26	1	2:19.660	P	50.583	44.677	44.400	166.6	57:24.752
27	2	5:05.243		3:39.619	46.880	38.744	58.1	1:02:29.995
28	2	2:19.291		53.554	46.264	39.473	156.2	1:04:49.286
29	2	2:19.126		54.234	46.495	38.397	160.9	1:07:08.412
30	2	2:17.536		52.666	46.057	38.813	160.7	1:09:25.948
31	2	2:15.615		52.464	45.473	37.678	157.4	1:11:41.563
32	2	2:15.171		51.571	45.224	38.376	163.8	1:13:56.734
33	2	2:13.173		51.496	44.922	36.755	165.8	1:16:09.907
34	2	2:13.324		50.730	44.615	37.979	164.6	1:18:23.231
35	2	2:14.298		51.874	45.483	36.941	157.6	1:20:37.529
36	2	2:15.727		51.899	45.808	38.020	160.2	1:22:53.256
37	2	2:15.201		51.978	45.492	37.731	156.9	1:25:08.457
38	2	2:12.407		50.557	44.818	37.032	168.2	1:27:20.864
39	2	2:11.825		50.072	44.448	37.305	167.7	1:29:32.689
40	2	2:11.596		49.886	44.924	36.786	167.9	1:31:44.285
41	2	2:12.007		50.034	44.959	37.014	167.7	1:33:56.292
42	2	2:10.934		50.178	43.770	36.986	171.7	1:36:07.226
43	2	2:10.626		49.563	43.905	37.158	166.4	1:38:17.852
44	2	2:11.732		50.143	44.816	36.773	165.8	1:40:29.584
45	2	2:10.621		49.798	44.195	36.628	171.9	1:42:40.205
46	2	4:14.478	P	50.384	44.288	2:39.806	171.1	1:46:54.683

47	1	10:48.299		9:24.172	46.056	38.071	74.2	1:57:42.982
48	1	2:13.848		50.819	45.986	37.043	152.7	1:59:56.830
49	1	2:12.129		50.312	45.125	36.692	166.1	2:02:08.959
50	1	2:12.377		50.908	44.628	36.841	164.6	2:04:21.336
51	1	2:11.790		50.052	44.473	37.265	168.2	2:06:33.126
52	1	2:11.745		49.268	45.537	36.940	168.2	2:08:44.871
53	1	2:10.530		49.573	44.431	36.526	168.4	2:10:55.401
54	1	2:10.594		49.885	44.328	36.381	166.1	2:13:05.995
55	1	2:10.541		49.773	44.420	36.348	167.4	2:15:16.536
56	1	2:09.773		49.573	44.042	36.158	167.1	2:17:26.309
57	1	2:09.816		49.510	44.135	36.171	168.7	2:19:36.125
58	1	2:10.606		49.721	44.568	36.317	166.1	2:21:46.731
59	1	2:11.523		49.347	44.922	37.254	168.2	2:23:58.254
60	1	2:10.249		49.418	44.405	36.426	165.6	2:26:08.503
61	1	2:12.278		50.423	44.533	37.322	165.3	2:28:20.781
62	1	2:11.433		49.727	44.630	37.076	165.6	2:30:32.214
63	1	2:10.772		49.917	44.331	36.524	165.3	2:32:42.986
64	1	2:09.951		49.386	44.475	36.090	167.1	2:34:52.937
65	1	2:11.789		49.883	45.103	36.803	166.9	2:37:04.726
66	1	2:11.219		49.991	44.387	36.841	167.4	2:39:15.945
67	1	2:12.096		50.670	45.013	36.413	167.1	2:41:28.041
68	1	2:11.541		49.915	44.620	37.006	166.9	2:43:39.582
69	1	2:10.793		49.993	44.652	36.148	164.6	2:45:50.375
70	1	2:11.315		49.810	44.684	36.821	166.6	2:48:01.690
71	1	2:10.662		50.001	44.475	36.186	167.4	2:50:12.352
72	1	2:09.589		49.714	44.041	35.834	164.8	2:52:21.941
73	1	2:18.543	P	49.346	44.344	44.853	167.1	2:54:40.484
74	2	6:09.881		4:48.154	45.328	36.399	71.9	3:00:50.365
75	2	2:13.658		50.946	45.393	37.319	166.4	3:03:04.023
76	2	2:12.280		50.680	44.952	36.648	149.1	3:05:16.303
77	2	2:12.786		50.894	45.312	36.580	160.4	3:07:29.089
78	2	2:14.491		51.926	46.056	36.509	162.8	3:09:43.580
79	2	2:14.133		51.306	46.213	36.614	162.1	3:11:57.713
80	2	2:12.691		50.554	45.609	36.528	163.8	3:14:10.404
81	2	2:13.363		51.013	45.746	36.604	155.8	3:16:23.767
82	2	2:12.746		51.189	45.237	36.320	160.2	3:18:36.513
83	2	2:10.997		49.683	44.631	36.683	165.8	3:20:47.510
84	2	2:11.633		51.184	44.173	36.276	155.1	3:22:59.143
85	2	2:11.875		49.911	44.898	37.066	160.4	3:25:11.018
86	2	2:10.845		50.036	43.966	36.843	157.4	3:27:21.863
87	2	2:10.859		50.477	43.993	36.389	164.8	3:29:32.722
88	2	2:11.344		49.371	44.898	37.075	172.8	3:31:44.066
89	2	2:12.321		50.714	45.274	36.333	160.9	3:33:56.387
90	2	2:12.183		50.438	45.023	36.722	151.2	3:36:08.570
91	2	3:49.867	P	51.285	46.665	2:11.917	157.2	3:39:58.437
92	1	7:08.121		5:37.166	50.305	40.650	72.1	3:47:06.558
93	1	2:08.617		48.904	43.717	35.996	171.7	3:49:15.175
94	1	2:09.889		49.616	44.100	36.173	170.3	3:51:25.064
95	1	2:09.132		49.028	43.975	36.129	169.5	3:53:34.196
96	1	2:12.781		49.829	44.831	38.121	169.0	3:55:46.977
97	1	2:10.103		50.283	43.695	36.125	163.3	3:57:57.080
98	1	2:09.823		48.632	44.833	36.358	171.9	4:00:06.903
99	1	2:09.228		49.008	43.805	36.415	172.2	4:02:16.131

44

1 ALVITRUCKSPORT — CITROEN SAXO 1.6

SAXO — 2 ALVITRUCKSPORT — ULTIMA VUELTA

Vta	D	Tiempo	Sector 1	Sector 2	Sector 3	V.Max	Elapsed
1		2:20.751	1:01.242	43.603	35.906	138.2	2:20.751
2		2:06.816	48.497	43.138	35.181	175.8	4:27.567

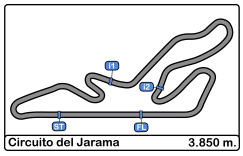

Circuito del Jarama
VI UV Endurance RACE Jarama
Carrera 4H
Tiempos Por Vuelta

3		2:07.378		48.415	43.057	35.906	173.6	6:34.945	61	1	2:09.655		49.029	44.139	36.487	161.4	2:49:57.008
4		2:08.184		48.655	43.580	35.949	172.8	8:43.129	62	1	2:09.583		49.145	44.283	36.155	163.3	2:52:06.591
5		2:08.693		49.341	43.571	35.781	172.2	10:51.822	63	1	2:11.674		49.585	46.027	36.062	159.7	2:54:18.265
6		2:07.609		48.782	43.215	35.612	172.8	12:59.431	64	1	2:10.206		49.411	44.486	36.309	163.3	2:56:28.471
7		2:07.538		48.893	42.937	35.708	173.0	15:06.969	65	1	2:11.191		50.074	44.939	36.178	143.4	2:58:39.662
8		2:08.333		48.891	43.445	35.997	174.1	17:15.302	66	1	2:09.443		49.662	43.804	35.977	147.5	3:00:49.105
9		2:07.053		48.493	42.923	35.637	175.3	19:22.355	67	1	2:09.657		48.967	44.620	36.070	166.4	3:02:58.762
10		2:07.638		48.387	43.369	35.882	171.1	21:29.993	68	1	2:11.438		50.490	44.576	36.372	160.4	3:05:10.200
11		2:08.138		49.401	43.225	35.512	172.5	23:38.131	69	1	2:10.938		48.915	45.900	36.123	164.6	3:07:21.138
12	1	2:07.323		48.371	42.967	35.985	172.5	25:45.454	70	1	2:08.903		48.825	44.105	35.973	165.8	3:09:30.041
13	1	2:07.831		49.233	43.072	35.526	170.6	27:53.285	71	1	2:10.907		49.204	45.033	36.670	163.8	3:11:40.948
14	1	2:07.648		49.205	42.827	35.616	176.1	30:00.933	72	1	2:08.099		48.436	43.725	35.938	168.2	3:13:49.047
15	1	2:06.914		48.050	43.176	35.688	175.3	32:07.847	73	1	2:09.266		49.053	43.925	36.288	164.1	3:15:58.313
16	1	2:07.875		48.518	43.613	35.744	172.8	34:15.722	74	1	2:11.181		50.206	44.459	36.516	162.6	3:18:09.494
17	1	2:09.023		49.423	43.116	36.484	172.2	36:24.745	75	1	2:10.837		49.396	44.706	36.735	159.2	3:20:20.331
18	1	2:08.597		49.298	43.435	35.864	166.9	38:33.342	76	1	2:17.350	P	49.628	44.204	43.518	157.6	3:22:37.681
19	1	2:07.584		48.626	43.172	35.786	172.2	40:40.926	77	2	4:09.960		2:51.560	42.867	35.533	87.0	3:26:47.641
20	1	2:16.002	P	49.149	44.316	42.537	167.7	42:56.928	78	2	2:06.008		47.822	42.697	35.489	170.6	3:28:53.649
21	2	30:56.003		29:33.761	44.601	37.641	88.5	1:13:52.931	79	2	2:06.205		48.019	42.751	35.435	170.3	3:30:59.854
22	2	2:09.562		49.543	43.438	36.581	166.4	1:16:02.493	80	2	2:06.763		48.355	43.022	35.386	170.3	3:33:06.617
23	2	2:08.639		49.141	43.503	35.995	169.2	1:18:11.132	81	2	2:06.788		48.001	43.576	35.211	169.8	3:35:13.405
24	2	2:08.296		48.860	43.420	36.016	169.8	1:20:19.428	82	2	2:06.178		48.065	42.817	35.296	170.3	3:37:19.583
25	2	2:08.967		49.075	43.851	36.041	165.1	1:22:28.395	83	2	2:05.909		47.957	42.720	35.232	172.5	3:39:25.492
26	2	2:10.247		50.095	43.384	36.768	166.9	1:24:38.642	84	2	2:05.924		47.553	42.454	35.917	172.5	3:41:31.416
27	2	2:08.403		48.920	43.587	35.896	169.8	1:26:47.045	85	2	2:08.216		48.537	42.947	36.732	174.7	3:43:39.632
28	2	2:08.685		49.326	43.451	35.908	171.1	1:28:55.730	86	2	3:06.831		1:05.217	1:24.962	36.652	163.3	3:46:46.463
29	2	2:08.045		48.841	43.405	35.799	168.7	1:31:03.775	87	2	2:06.087		47.806	42.767	35.514	171.4	3:48:52.550
30	2	2:08.751		48.782	44.072	35.897	172.2	1:33:12.526	88	2	2:07.117		48.047	43.733	35.337	171.7	3:50:59.667
31	2	2:09.639		48.744	44.454	36.441	169.8	1:35:22.165	89	2	2:06.070		47.844	42.927	35.299	172.8	3:53:05.737
32	2	2:07.991		48.598	43.442	35.951	170.0	1:37:30.156	90	2	2:05.876		47.949	42.658	35.269	171.4	3:55:11.613
33	2	2:08.820		48.655	44.110	36.055	170.0	1:39:38.976	91	2	2:08.308		48.002	43.942	36.364	170.8	3:57:19.921
34	2	2:07.114		48.263	43.155	35.696	171.7	1:41:46.090	92	2	2:06.404		48.177	42.881	35.346	174.7	3:59:26.325
35	2	2:07.430		48.660	43.126	35.644	171.4	1:43:53.520	93	2	2:06.180		47.609	42.842	35.729	173.6	4:01:32.505
36	2	2:08.100		49.004	43.419	35.677	173.0	1:46:01.620									
37	2	2:07.468		48.538	43.197	35.733	170.6	1:48:09.088									
38	2	2:08.361		48.437	43.722	36.202	172.2	1:50:17.449									
39	2	2:09.150		48.558	44.639	35.953	172.5	1:52:26.599									
40	2	2:09.339		49.826	43.517	35.996	171.7	1:54:35.938									
41	2	2:08.089		48.615	43.657	35.817	170.8	1:56:44.027									
42	2	2:07.420		48.388	43.183	35.849	170.6	1:58:51.447									
43	2	2:07.324		48.495	43.302	35.527	169.8	2:00:58.771									
44	2	2:07.511		48.504	43.325	35.682	169.5	2:03:06.282									
45	2	2:08.390		48.493	43.934	35.963	170.8	2:05:14.672									
46	2	2:08.382		48.646	43.809	35.927	168.7	2:07:23.054									
47	2	2:08.178		48.543	43.502	36.133	171.1	2:09:31.232									
48	2	6:06.027	P	49.163	43.221	4:33.643	170.8	2:15:37.259									
49	1	8:12.408		6:50.306	44.924	37.178	88.0	2:23:49.667									
50	1	2:11.836		51.243	44.107	36.486	151.6	2:26:01.503									
51	1	2:11.085		50.151	44.863	36.071	166.4	2:28:12.588									
52	1	2:09.466		49.218	44.391	35.857	163.8	2:30:22.054									
53	1	2:10.815		49.009	44.865	36.941	164.6	2:32:32.869									
54	1	2:10.618		49.359	44.982	36.277	165.8	2:34:43.487									
55	1	2:10.200		50.188	44.246	35.766	166.9	2:36:53.687									
56	1	2:09.572		49.145	44.498	35.929	166.6	2:39:03.259									
57	1	2:11.356		50.663	44.335	36.358	163.3	2:41:14.615									
58	1	2:11.995		49.474	45.531	36.990	171.1	2:43:26.610									
59	1	2:10.093		49.154	44.302	36.637	162.8	2:45:36.703									
60	1	2:10.650		49.267	44.735	36.648	165.8	2:47:47.353									

45 — 1 Art Motorsport — Citroen Saxo 1.6
SAXO — 2 Art Motorsport — JARAMA SPORT

Vta	D	Tiempo	Sector 1	Sector 2	Sector 3	V.Max	Elapsed
1		2:25.563	1:04.558	44.615	36.390	136.3	2:25.563
2		2:11.107	50.014	44.861	36.232	174.7	4:36.670
3		2:08.934	48.964	43.904	36.066	174.1	6:45.604
4		2:08.889	49.737	43.420	35.732	173.6	8:54.493
5		2:09.566	49.551	43.491	36.524	175.8	11:04.059
6		2:07.645	48.508	43.275	35.862	172.2	13:11.704
7		2:07.898	48.739	43.381	35.778	173.6	15:19.602
8		2:07.973	48.589	43.447	35.937	173.6	17:27.575
9		2:08.305	48.433	43.910	35.962	175.8	19:35.880
10		2:08.757	49.216	43.696	35.845	171.4	21:44.637
11		2:07.563	49.057	43.019	35.487	172.5	23:52.200
12	1	2:07.799	48.577	43.350	35.872	173.6	25:59.999
13	1	2:07.363	48.323	43.375	35.665	171.9	28:07.362
14	1	2:07.194	48.490	43.112	35.592	170.8	30:14.556
15	1	2:09.354	49.648	44.015	35.691	171.4	32:23.910
16	1	2:08.629	49.008	43.634	35.987	175.6	34:32.539
17	1	2:07.462	48.317	43.119	36.026	169.8	36:40.001
18	1	2:07.609	49.003	43.097	35.509	170.8	38:47.610
19	1	2:07.278	48.519	43.063	35.696	170.3	40:54.888
20	1	2:08.452	49.746	43.106	35.600	173.6	43:03.340
21	1	2:07.309	48.228	42.986	36.095	173.9	45:10.649
22	1	2:07.999	48.418	43.523	36.058	175.8	47:18.648

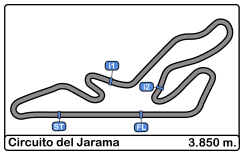

Circuito del Jarama
VI UV Endurance RACE Jarama
Carrera 4H
Tiempos Por Vuelta

23	1	2:08.485		48.585	43.629	36.271	171.9	49:27.133	81	1	2:07.897		48.053	43.350	36.494	170.6	3:10:26.393
24	1	2:07.166		48.508	43.295	35.363	174.7	51:34.299	82	1	2:07.052		48.603	42.879	35.570	167.4	3:12:33.445
25	1	2:08.139		48.480	43.376	36.283	173.6	53:42.438	83	1	2:07.656		48.296	43.772	35.588	169.0	3:14:41.101
26	1	2:08.297		48.709	43.318	36.270	174.7	55:50.735	84	1	2:07.339		48.623	42.822	35.894	168.2	3:16:48.440
27	1	2:08.876		49.302	43.491	36.083	171.4	57:59.611	85	1	2:06.981		48.423	42.966	35.592	168.2	3:18:55.421
28	1	2:19.475	P	48.846	43.730	46.899	171.1	1:00:19.086	86	1	2:07.139		48.294	42.714	36.131	169.5	3:21:02.560
29	2	4:02.511		2:41.729	44.648	36.134	97.3	1:04:21.597	87	1	2:06.477		48.456	42.680	35.341	169.5	3:23:09.037
30	2	2:08.183		48.824	42.849	36.510	167.7	1:06:29.780	88	1	2:07.459		48.333	43.170	35.956	170.8	3:25:16.496
31	2	2:08.098		49.162	42.929	36.007	168.7	1:08:37.878	89	1	2:06.887		48.459	43.057	35.371	169.5	3:27:23.383
32	2	2:08.137		49.042	42.827	36.268	171.4	1:10:46.015	90	1	2:09.492		49.343	43.895	36.254	167.1	3:29:32.875
33	2	2:07.563		49.024	42.744	35.795	170.3	1:12:53.578	91	1	2:07.123		48.199	43.285	35.639	171.9	3:31:39.998
34	2	2:08.129		49.051	43.181	35.897	171.4	1:15:01.707	92	1	2:15.104	P	49.318	43.131	42.655	167.9	3:33:55.102
35	2	2:07.558		48.701	43.032	35.825	171.1	1:17:09.265	93	2	7:38.649		6:19.893	43.341	35.415	84.0	3:41:33.751
36	2	2:07.698		49.479	42.807	35.412	173.9	1:19:16.963	94	2	2:08.574		48.921	43.117	36.536	172.2	3:43:42.325
37	2	2:07.494		48.942	42.816	35.736	171.7	1:21:24.457	95	2	3:09.480		1:04.980	1:26.494	38.006	144.9	3:46:51.805
38	2	2:08.658		48.958	43.713	35.987	175.0	1:23:33.115	96	2	2:09.486		50.248	43.982	35.256	166.9	3:49:01.291
39	2	2:06.903		48.535	42.872	35.496	168.2	1:25:40.018	97	2	2:09.464		48.973	43.457	37.034	171.7	3:51:10.755
40	2	2:09.091		48.438	44.589	36.064	174.1	1:27:49.109	98	2	2:08.607		49.134	44.060	35.413	172.2	3:53:19.362
41	2	2:06.367		48.320	42.622	35.425	170.8	1:29:55.476	99	2	2:08.117		48.655	43.023	36.439	170.3	3:55:27.479
42	2	2:07.268		48.645	42.921	35.702	171.7	1:32:02.744	100	2	2:07.290		48.551	43.334	35.405	169.5	3:57:34.769
43	2	2:06.881		48.641	42.781	35.459	168.7	1:34:09.625	101	2	2:07.157		48.667	42.961	35.529	170.3	3:59:41.926
44	2	2:06.800		48.538	42.899	35.363	169.8	1:36:16.425	102	2	2:06.636		48.307	42.766	35.563	168.4	4:01:48.562
45	2	2:08.129		48.957	43.429	35.743	165.6	1:38:24.554									
46	2	2:09.014		49.022	43.952	36.040	164.6	1:40:33.568									
47	2	4:21.660	P	49.904	43.580	2:48.176	162.4	1:44:55.228									
48	1	4:59.532		3:39.838	43.202	36.492	92.0	1:49:54.760									
49	1	2:08.184		49.607	43.095	35.482	164.8	1:52:02.944									
50	1	2:08.203		49.017	43.460	35.726	169.0	1:54:11.147									
51	1	2:15.655	P	49.205	43.572	42.878	167.4	1:56:26.802									
52	2	6:02.893		4:41.843	44.203	36.847	87.0	2:02:29.695									
53	2	2:09.363		49.523	43.613	36.227	165.3	2:04:39.058									
54	2	2:07.711		48.978	43.069	35.664	166.1	2:06:46.769									
55	2	2:07.674		48.661	43.187	35.826	167.9	2:08:54.443									
56	2	2:08.204		48.659	43.415	36.130	168.2	2:11:02.647									
57	2	2:07.289		48.335	43.110	35.844	167.7	2:13:09.936									
58	2	2:06.996		48.273	43.142	35.581	169.0	2:15:16.932									
59	2	2:07.708		48.496	43.204	36.008	172.2	2:17:24.640									
60	2	2:07.835		48.787	43.350	35.698	167.7	2:19:32.475									
61	2	2:08.530		48.600	43.263	36.667	169.0	2:21:41.005									
62	2	2:08.965		49.023	43.209	36.733	168.4	2:23:49.970									
63	2	2:08.138		48.915	43.077	36.146	170.0	2:25:58.108									
64	2	2:08.778		49.345	43.297	36.136	167.9	2:28:06.886									
65	2	2:08.284		49.209	43.188	35.887	171.9	2:30:15.170									
66	2	2:08.401		48.326	43.969	36.106	169.5	2:32:23.571									
67	2	2:11.050		50.051	44.347	36.652	163.1	2:34:34.621									
68	2	2:11.034		50.212	43.884	36.938	161.6	2:36:45.655									
69	2	2:11.901		50.657	44.174	37.070	150.0	2:38:57.556									
70	2	2:12.411		50.126	44.226	38.059	167.7	2:41:09.967									
71	2	2:12.309		50.112	45.317	36.880	168.2	2:43:22.276									
72	2	2:13.751		51.400	44.900	37.451	165.3	2:45:36.027									
73	2	2:15.535		52.307	45.378	37.850	165.6	2:47:51.562									
74	2	2:16.526		51.108	47.048	38.370	162.8	2:50:08.088									
75	2	2:16.252		51.235	45.925	39.092	150.4	2:52:24.340									
76	2	3:56.352	P	49.959	44.038	2:22.355	164.1	2:56:20.692									
77	1	5:30.117		4:09.988	44.106	36.023	92.7	3:01:50.809									
78	1	2:09.471		49.927	43.492	36.052	164.6	3:04:00.280									
79	1	2:08.790		49.231	43.527	36.032	174.4	3:06:09.070									
80	1	2:09.426		50.960	43.060	35.406	170.6	3:08:18.496									

46

1 4 HOMBRES Y 1 MIATA — MAZDA MX5

2 2 4 HOMBRES Y 1 MIATA — ULTIMA VUELTA

Vta	D	Tiempo	Sector 1	Sector 2	Sector 3	V.Max	Elapsed
1		2:26.889	1:05.989	45.386	35.514	158.3	2:26.889
2		2:08.282	48.873	43.395	36.014	171.1	4:35.171
3		2:08.935	49.087	43.656	36.192	176.1	6:44.106
4		2:08.739	49.456	43.551	35.732	176.1	8:52.845
5		2:09.006	49.642	43.670	35.694	173.9	11:01.851
6		2:07.153	48.902	42.882	35.369	173.9	13:09.004
7		2:04.554	47.449	42.165	34.940	171.7	15:13.558
8		2:05.127	47.646	42.161	35.320	170.8	17:18.685
9		2:04.613	47.640	42.435	34.538	169.8	19:23.298
10		2:05.329	47.725	42.213	35.391	173.3	21:28.627
11		2:04.532	47.114	41.929	35.489	173.0	23:33.159
12	1	2:05.457	47.960	42.360	35.137	176.1	25:38.616
13	1	2:04.253	47.530	41.729	34.994	174.1	27:42.869
14	1	2:04.992	47.498	41.827	35.667	172.5	29:47.861
15	1	2:07.143	48.067	42.784	36.292	174.1	31:55.004
16	1	2:05.784	48.389	42.436	34.959	172.8	34:00.788
17	1	2:03.955	47.226	41.996	34.733	173.6	36:04.743
18	1	2:05.431	48.071	42.228	35.132	174.1	38:10.174
19	1	2:06.441	47.907	43.031	35.503	175.0	40:16.615
20	1	2:07.282	48.703	43.275	35.304	172.5	42:23.897
21	1	2:05.933	49.323	41.970	34.640	171.4	44:29.830
22	1	2:09.758 P	47.408	42.063	40.287	172.8	46:39.588
23	2	4:07.577	2:49.459	42.771	35.347	87.0	50:47.165
24	2	2:03.925	46.941	42.020	34.964	172.8	52:51.090
25	2	2:05.472	48.129	42.645	34.698	174.7	54:56.562
26	2	2:04.682	47.282	41.811	35.589	170.3	57:01.244
27	2	2:05.308	47.977	42.505	34.826	173.9	59:06.552
28	2	2:04.949	47.577	42.193	35.179	171.4	1:01:11.501
29	2	2:06.480	48.060	42.042	36.378	169.2	1:03:17.981
30	2	2:04.632	47.468	42.223	34.941	172.5	1:05:22.613
31	2	2:05.107	47.248	42.671	35.188	172.2	1:07:27.720
32	2	2:05.060	47.841	42.281	34.938	170.0	1:09:32.780
33	2	2:04.852	47.716	42.284	34.852	171.4	1:11:37.632

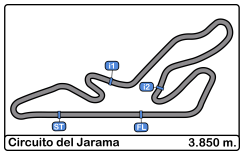

Circuito del Jarama
VI UV Endurance RACE Jarama
Carrera 4H
Tiempos Por Vuelta

34	2	2:06.432		48.031	43.342	35.059	171.4	1:13:44.064	92	1	2:56.294		52.161	1:24.457	39.676	143.6	3:46:57.767
35	2	4:09.807	P	47.438	42.247	2:40.122	170.3	1:17:53.871	93	1	2:06.523		48.834	42.675	35.014	169.8	3:49:04.290
36	1	20:55.883		19:36.825	43.746	35.312	89.1	1:38:49.754	94	1	2:05.769		47.545	42.529	35.695	173.0	3:51:10.059
37	1	2:08.224		48.956	43.059	36.209	169.5	1:40:57.978	95	1	2:05.227		48.056	42.054	35.117	173.3	3:53:15.286
38	1	2:08.832		49.845	43.076	35.911	145.9	1:43:06.810	96	1	2:05.612		48.075	42.183	35.354	166.1	3:55:20.898
39	1	2:06.722		48.953	42.412	35.357	164.1	1:45:13.532	97	1	2:06.388		48.779	42.444	35.165	168.4	3:57:27.286
40	1	2:06.384		48.206	43.083	35.095	169.8	1:47:19.916	98	1	2:14.599	P	48.425	43.590	42.584	170.3	3:59:41.885
41	1	2:06.421		48.616	42.738	35.067	170.0	1:49:26.337	99	2			1:53.925				
42	1	2:07.078		48.250	43.188	35.640	168.2	1:51:33.415									
43	1	2:07.722		48.281	43.820	35.621	166.4	1:53:41.137									
44	1	2:06.275		48.249	42.868	35.158	168.4	1:55:47.412									
45	1	2:06.826		49.001	42.453	35.372	168.7	1:57:54.238									
46	1	2:08.659		48.273	43.423	36.963	169.8	2:00:02.897									
47	1	2:09.688		50.466	44.284	34.938	170.3	2:02:12.585									
48	1	2:06.715		47.954	43.407	35.354	169.2	2:04:19.300									
49	1	2:07.787		50.226	42.696	34.865	167.9	2:06:27.087									
50	1	2:05.796		48.146	42.617	35.033	170.3	2:08:32.883									
51	1	2:09.628		50.335	43.634	35.659	167.1	2:10:42.511									
52	1	2:08.751		48.551	44.650	35.550	167.4	2:12:51.262									
53	1	2:05.947		47.806	42.632	35.509	168.7	2:14:57.209									
54	1	2:06.392		48.713	42.602	35.077	160.4	2:17:03.601									
55	1	2:07.431		49.195	43.034	35.202	171.4	2:19:11.032									
56	1	2:08.734		49.884	43.550	35.300	173.3	2:21:19.766									
57	1	2:07.895		48.326	43.887	35.682	167.7	2:23:27.661									
58	1	2:06.767		48.416	42.804	35.547	168.2	2:25:34.428									
59	1	2:10.335		48.597	44.446	37.292	167.4	2:27:44.763									
60	1	2:08.318		49.052	43.923	35.343	166.1	2:29:53.081									
61	1	2:06.560		48.269	42.792	35.499	169.2	2:31:59.641									
62	1	2:07.696		48.507	42.922	36.267	168.2	2:34:07.337									
63	1	2:09.092		48.736	43.488	36.868	168.2	2:36:16.429									
64	1	3:48.183	P	48.590	42.750	2:16.843	167.4	2:40:04.612									
65	2	6:44.907		5:25.562	43.206	36.139	93.8	2:46:49.519									
66	2	2:08.674		49.150	44.102	35.422	171.9	2:48:58.193									
67	2	2:09.115		49.097	43.485	36.533	166.9	2:51:07.308									
68	2	2:08.202		48.901	43.813	35.488	166.1	2:53:15.510									
69	2	2:09.814		48.808	43.755	37.251	163.3	2:55:25.324									
70	2	2:08.815		50.888	42.700	35.227	136.0	2:57:34.139									
71	2	2:09.090		49.435	43.680	35.975	152.9	2:59:43.229									
72	2	2:09.280		50.180	43.350	35.750	159.2	3:01:52.509									
73	2	2:08.419		48.765	44.119	35.535	170.3	3:04:00.928									
74	2	2:07.409		47.932	43.488	35.989	173.0	3:06:08.337									
75	2	2:05.762		47.986	42.838	34.938	170.3	3:08:14.099									
76	2	2:05.546		48.102	42.596	34.848	171.7	3:10:19.645									
77	2	2:05.843		47.672	42.347	35.824	173.3	3:12:25.488									
78	2	2:08.032		48.597	44.220	35.215	169.0	3:14:33.520									
79	2	2:05.018		47.756	42.230	35.032	171.7	3:16:38.538									
80	2	2:04.925		47.647	42.458	34.820	171.7	3:18:43.463									
81	2	2:11.525	P	48.472	42.618	40.435	172.5	3:20:54.988									
82	1	4:08.134		2:50.065	42.547	35.522	87.3	3:25:03.122									
83	1	2:05.961		48.127	42.291	35.543	170.8	3:27:09.083									
84	1	2:06.618		47.957	42.877	35.784	167.9	3:29:15.701									
85	1	2:06.845		48.006	43.273	35.566	170.3	3:31:22.546									
86	1	2:05.114		47.960	42.282	34.872	171.1	3:33:27.660									
87	1	2:07.162		48.717	43.328	35.117	171.1	3:35:34.822									
88	1	2:05.664		47.750	42.356	35.558	172.5	3:37:40.486									
89	1	2:06.107		49.196	42.070	34.841	168.7	3:39:46.593									
90	1	2:05.428		47.776	42.520	35.132	172.8	3:41:52.021									
91	1	2:09.452		48.557	44.146	36.749	155.6	3:44:01.473									

47 — 1 ALFRA-CLIMALEC — Citroen Saxo 1.6

SAXO — 2 ALFRA-CLIMALEC — ÚLTIMA VUELTA

Vta	D	Tiempo	Sector 1	Sector 2	Sector 3	V.Max	Elapsed
1		2:24.596	1:04.036	44.236	36.324	150.0	2:24.596
2		2:10.970	50.050	44.810	36.110	165.3	4:35.566
3		2:09.724	49.290	44.350	36.084	175.3	6:45.290
4		2:08.769	49.073	43.699	35.997	172.8	8:54.059
5		2:08.842	49.382	43.770	35.690	172.2	11:02.901
6		2:08.173	48.619	43.599	35.955	174.4	13:11.074
7		2:07.879	48.448	43.650	35.781	175.6	15:18.953
8		2:08.374	48.666	43.769	35.939	171.7	17:27.327
9		2:08.970	49.159	43.996	35.815	174.7	19:36.297
10		2:08.758	49.349	43.657	35.752	171.9	21:45.055
11		2:09.264	49.022	43.846	36.396	175.8	23:54.319
12	1	2:07.560	48.808	43.130	35.622	169.5	26:01.879
13	1	2:08.643	48.637	43.984	36.022	176.4	28:10.522
14	1	2:09.155	48.830	43.756	36.569	167.1	30:19.677
15	1	2:07.765	48.599	43.323	35.843	173.9	32:27.442
16	1	2:07.959	48.743	43.315	35.901	173.9	34:35.401
17	1	2:08.065	48.608	43.796	35.661	176.1	36:43.466
18	1	2:08.587	49.054	43.594	35.939	170.3	38:52.053
19	1	2:09.766	49.476	44.291	35.999	169.8	41:01.819
20	1	2:09.130	49.591	43.958	35.581	171.1	43:10.949
21	1	2:08.499	49.018	43.468	36.013	171.1	45:19.448
22	1	2:08.627	49.308	43.519	35.800	174.4	47:28.075
23	1	2:09.205	49.405	43.631	36.169	167.1	49:37.280
24	1	2:08.879	49.382	43.726	35.771	170.0	51:46.159
25	1	2:10.744	49.263	44.969	36.512	170.0	53:56.903
26	1	2:09.063	48.756	43.961	36.346	176.1	56:05.966
27	1	2:07.871	48.776	43.310	35.785	172.5	58:13.837
28	1	2:08.162	49.010	43.399	35.753	174.7	1:00:21.999
29	1	4:32.686 P	49.283	43.430	2:59.973	170.0	1:04:54.685
30	2	6:33.226	5:02.046	49.282	41.898	75.9	1:11:27.911
31	2	2:26.451	55.441	49.798	41.212	135.5	1:13:54.362
32	2	2:27.681	55.525	50.791	41.365	155.8	1:16:22.043
33	2	2:27.573	57.154	49.554	40.865	154.9	1:18:49.616
34	2	2:28.559	57.140	50.493	40.926	142.8	1:21:18.175
35	2	2:27.188	55.464	50.548	41.176	156.2	1:23:45.363
36	2	2:25.471	56.951	47.735	40.785	152.9	1:26:10.834
37	2	2:25.086	55.095	48.860	41.131	141.7	1:28:35.920
38	2	2:23.050	54.723	47.926	40.401	139.8	1:30:58.970
39	2	2:24.786	54.297	48.651	41.838	151.4	1:33:23.756
40	2	2:26.875	55.429	48.578	42.868	141.9	1:35:50.631
41	2	2:23.946	55.904	47.771	40.271	154.9	1:38:14.577
42	2	2:25.293	55.111	49.433	40.749	158.1	1:40:39.870
43	2	2:25.809	55.707	49.614	40.488	136.0	1:43:05.679
44	2	2:24.890	56.534	48.596	39.760	151.0	1:45:30.569
45	2	2:26.960	57.099	49.541	40.320	140.4	1:47:57.529
46	2	2:23.814	54.272	48.163	41.379	154.7	1:50:21.343
47	2	2:27.091	56.339	49.663	41.089	151.6	1:52:48.434

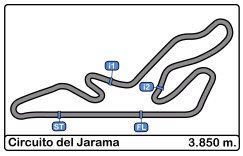

Circuito del Jarama
VI UV Endurance RACE Jarama
Carrera 4H
Tiempos Por Vuelta

48	2	2:25.256		56.069	49.061	40.126	150.2	1:55:13.690	4		2:16.152		52.553	46.277	37.322	160.0	9:27.190
49	2	2:23.827		56.420	48.074	39.333	137.4	1:57:37.517	5		2:15.727		51.313	46.430	37.984	157.6	11:42.917
50	2	2:21.415		53.524	48.362	39.529	151.8	1:59:58.932	6		2:22.534		53.924	48.391	40.219	157.6	14:05.451
51	2	2:22.788		54.660	48.609	39.519	152.3	2:02:21.720	7		2:22.736		54.559	48.813	39.364	154.0	16:28.187
52	2	2:22.155		54.577	48.488	39.090	147.3	2:04:43.875	8		2:17.529		53.708	46.039	37.782	154.2	18:45.716
53	2	2:21.423		53.534	48.132	39.757	147.1	2:07:05.298	9		2:19.949		52.936	49.151	37.862	165.6	21:05.665
54	2	2:22.019		53.927	48.399	39.693	146.9	2:09:27.317	10		2:16.738		52.048	46.272	38.418	149.5	23:22.403
55	2	2:23.719		54.881	48.065	40.773	147.7	2:11:51.036	11	1	2:24.844		56.016	48.233	40.595	158.5	25:47.247
56	2	5:13.088	P	54.107	48.917	3:30.064	145.7	2:17:04.124	12	1	2:25.172		54.167	47.636	43.369	158.3	28:12.419
57	1	8:41.422		7:10.845	49.140	41.437	92.0	2:25:45.546	13	1	2:20.639		56.474	46.577	37.588	137.0	30:33.058
58	1	2:23.430		52.493	50.468	40.469	161.9	2:28:08.976	14	1	2:17.327		51.856	48.422	37.049	156.2	32:50.385
59	1	2:20.181		52.502	48.034	39.645	159.2	2:30:29.157	15	1	2:16.626		51.518	47.004	38.104	162.1	35:07.011
60	1	2:20.170		52.583	48.411	39.176	159.2	2:32:49.327	16	1	2:21.972		54.926	47.795	39.251	150.0	37:28.983
61	1	2:22.477		52.711	48.633	41.133	157.6	2:35:11.804	17	1	2:15.603		51.370	46.212	38.021	152.1	39:44.586
62	1	2:20.503		53.335	48.128	39.040	147.9	2:37:32.307	18	1	2:20.829		53.979	48.941	37.909	147.5	42:05.415
63	1	2:19.825		52.531	48.171	39.123	159.5	2:39:52.132	19	1	2:16.429		51.041	46.117	39.271	166.9	44:21.844
64	1	2:19.918		53.541	47.635	38.742	161.1	2:42:12.050	20	1	2:21.169		56.206	45.479	39.484	161.9	46:43.013
65	1	2:20.015		52.885	49.130	38.000	156.5	2:44:32.065	21	1	2:18.129		52.632	46.969	38.528	156.9	49:01.142
66	1	2:18.459		51.820	47.219	39.420	165.1	2:46:50.524	22	1	2:15.704		51.986	45.518	38.200		51:16.846
67	1	2:17.400		52.599	46.271	38.530	160.7	2:49:07.924	23	1	2:16.846		50.549	47.205	39.092	159.7	53:33.692
68	1	2:17.195		52.600	47.085	37.510	161.6	2:51:25.119	24	1	2:33.745	P	50.590	46.909	56.246	164.1	56:07.437
69	1	2:16.884		52.187	46.138	38.559	164.3	2:53:42.003	25	2	5:32.516		4:00.398	50.823	41.295	68.1	1:01:39.953
70	1	2:16.689		52.266	46.453	37.970	144.5	2:55:58.692	26	2	2:25.429		55.742	49.467	40.220	134.4	1:04:05.382
71	1	2:14.697		51.770	45.786	37.141	159.0	2:58:13.389	27	2	2:30.078		53.105	50.879	46.094	120.4	1:06:35.460
72	1	2:15.693		50.951	46.570	38.172	156.2	3:00:29.082	28	2	2:25.279		52.709	51.268	41.302	144.0	1:09:00.739
73	1	2:13.823		50.299	46.402	37.122	161.4	3:02:42.905	29	2	2:28.052		58.074	49.716	40.262	126.1	1:11:28.791
74	1	2:12.923		50.003	45.663	37.257	162.4	3:04:55.828	30	2	2:31.577		55.464	50.434	45.679	128.5	1:14:00.368
75	1	2:16.366		52.242	47.239	36.885	146.9	3:07:12.194	31	2	2:26.651		53.710	51.222	41.719	137.5	1:16:27.019
76	1	2:14.643		51.792	45.614	37.237	162.1	3:09:26.837	32	2	2:30.191		56.958	51.441	41.792	146.1	1:18:57.210
77	1	2:14.678		50.624	46.383	37.671	166.4	3:11:41.515	33	2	2:21.693		53.229	48.407	40.057	144.9	1:21:18.903
78	1	2:12.437		50.354	45.403	36.680	163.6	3:13:53.952	34	2	2:27.947		56.105	50.348	41.494	146.3	1:23:46.850
79	1	2:18.964	P	50.018	45.803	43.143	163.8	3:16:12.916	35	2	2:24.721		56.406	49.047	39.268	145.5	1:26:11.571
80	2	4:55.845		3:35.948	43.721	36.176	86.6	3:21:08.761	36	2	2:24.969		55.195	49.950	39.824	142.4	1:28:36.540
81	2	2:07.948		48.501	43.355	36.092	170.3	3:23:16.709	37	2	2:26.197		57.078	50.901	38.218	138.2	1:31:02.737
82	2	2:07.767		48.011	43.479	36.277	171.1	3:25:24.476	38	2	2:26.282		54.442	51.124	40.716	149.1	1:33:29.019
83	2	2:08.478		49.233	43.368	35.877	170.0	3:27:32.954	39	2	2:25.109		56.624	50.645	37.840	139.3	1:35:54.128
84	2	2:08.265		48.317	44.147	35.801	171.1	3:29:41.219	40	2	2:21.214		54.123	47.972	39.119	133.6	1:38:15.342
85	2	2:07.777		48.216	43.626	35.935	171.7	3:31:48.996	41	2	2:27.332		57.017	48.136	42.179	146.7	1:40:42.674
86	2	2:07.549		48.238	43.113	36.198	172.5	3:33:56.545	42	2	2:27.097		56.699	49.588	40.810	135.8	1:43:09.771
87	2	2:07.722		48.312	43.510	35.900	172.2	3:36:04.267	43	2	2:21.555		53.001	49.051	39.503	146.9	1:45:31.326
88	2	2:11.724		48.672	45.941	37.111	171.9	3:38:15.991	44	2	2:27.981		57.565	49.150	41.266	136.1	1:47:59.307
89	2	2:07.339		48.320	43.155	35.864	171.4	3:40:23.330	45	2	2:22.968		53.207	48.510	41.251	147.7	1:50:22.275
90	2	2:07.408		48.209	43.387	35.812	170.8	3:42:30.738	46	2	5:31.232	P	56.502	50.495	3:44.235	138.9	1:55:53.507
91	2	2:11.106		48.377	44.786	37.943	170.6	3:44:41.844	47	1	5:54.632		4:05.495	59.946	49.191	82.1	2:01:48.139
92	2	2:38.516		1:04.464	53.585	40.467	84.8	3:47:20.360	48	1	2:38.822		1:00.179	54.508	44.135	140.0	2:04:26.961
93	2	2:08.005		48.614	43.448	35.943	168.2	3:49:28.365	49	1	2:27.194		54.329	52.633	40.232	163.8	2:06:54.155
94	2	2:07.095		48.266	43.189	35.640	170.8	3:51:35.460	50	1	2:23.753		54.413	50.238	39.102	152.1	2:09:17.908
95	2	2:07.449		48.472	43.263	35.714	170.6	3:53:42.909	51	1	2:20.459		52.485	49.162	38.812	162.1	2:11:38.367
96	2	2:07.286		48.167	43.281	35.838	171.1	3:55:50.195	52	1	2:27.779		55.422	52.847	39.510	166.6	2:14:06.146
97	2	2:07.470		48.586	43.149	35.735	171.7	3:57:57.665	53	1	2:19.916		52.180	49.028	38.708	168.4	2:16:26.062
98	2	2:08.485		48.443	44.151	35.891	175.6	4:00:06.150	54	1	2:39.820		1:01.536	53.753	44.531	166.9	2:19:05.882
99	2	2:10.241		48.231	45.968	36.042	170.6	4:02:16.391	55	1	2:24.960		53.595	48.358	43.007	160.4	2:21:30.842
									56	1	2:29.308		56.040	51.731	41.537	162.6	2:24:00.150
									57	1	2:22.786		52.804	49.103	40.879	163.1	2:26:22.936
									58	1	2:19.607		52.034	48.358	39.215	169.0	2:28:42.543
									59	1	2:25.519		54.665	50.334	40.520	169.5	2:31:08.062
									60	1	2:20.722		51.974	48.727	40.021	170.6	2:33:28.784
									61	1	2:19.186		51.883	48.428	38.875	166.6	2:35:47.970

48

	1	AMAZON SPORT 1	VW Golf
2	2	AMAZON SPORT 1	A.E.C.D.

Vta	D	Tiempo	Sector 1	Sector 2	Sector 3	V.Max	Elapsed
1		2:37.650	1:08.668	48.288	40.694	132.3	2:37.650
2		2:18.085	52.346	47.371	38.368	156.9	4:55.735
3		2:15.303	50.865	46.688	37.750	165.8	7:11.038

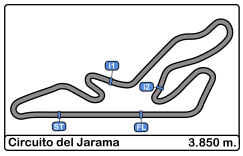

Circuito del Jarama
VI UV Endurance RACE Jarama
Carrera 4H
Tiempos Por Vuelta

62	1	2:19.299	52.359	48.033	38.907	156.7	2:38:07.269
63	1	2:19.480	52.571	46.807	40.102	153.8	2:40:26.749
64	1	2:24.705	55.002	51.126	38.577	131.8	2:42:51.454
65	1	2:16.957	51.628	47.251	38.078	168.7	2:45:08.411
66	1	2:26.775	54.649	52.172	39.954	170.6	2:47:35.186
67	1	2:16.915	50.970	47.428	38.517	166.4	2:49:52.101
68	1	2:20.149	51.142	50.408	38.599	167.7	2:52:12.250
69	1	2:31.653 P	50.837	48.117	52.699	170.0	2:54:43.903
70	2	4:38.408	3:10.623	49.199	38.586	79.8	2:59:22.311
71	2	2:17.063	51.305	48.359	37.399	149.1	3:01:39.374
72	2	2:14.222	50.411	45.827	37.984	162.8	3:03:53.596
73	2	2:14.773	49.978	47.539	37.256	162.6	3:06:08.369
74	2	2:14.638	51.418	46.000	37.220	159.2	3:08:23.007
75	2	2:12.793	50.188	45.610	36.995	161.4	3:10:35.800
76	2	2:12.275	49.630	45.070	37.575	151.6	3:12:48.075
77	2	2:11.552	49.735	45.103	36.714	165.8	3:14:59.627
78	2	2:12.469	49.861	45.670	36.938	163.6	3:17:12.096
79	2	2:12.740	49.396	45.329	38.015	169.2	3:19:24.836
80	2	2:12.218	50.686	44.082	37.450	162.4	3:21:37.054
81	2	2:13.018	51.148	44.916	36.954	155.6	3:23:50.072
82	2	2:11.485	49.525	45.293	36.667	161.9	3:26:01.557
83	2	2:11.673	49.644	44.983	37.046	166.1	3:28:13.230
84	2	2:16.975	54.382	45.538	37.055	161.9	3:30:30.205
85	2	2:11.564	49.491	45.595	36.478	161.4	3:32:41.769
86	2	2:13.760	49.817	47.221	36.722	162.8	3:34:55.529
87	2	2:11.675	49.658	45.208	36.809	165.8	3:37:07.204
88	2	2:11.085	49.220	45.377	36.488	166.4	3:39:18.289
89	2	2:11.263	49.911	44.812	36.540	160.2	3:41:29.552
90	2	2:12.275	50.698	44.855	36.722	164.3	3:43:41.827
91	2	3:10.033	1:04.715	1:26.640	38.678	137.0	3:46:51.860
92	2	2:14.394	51.677	46.644	36.073	165.8	3:49:06.254
93	2	2:11.971	49.514	45.978	36.479	165.3	3:51:18.225
94	2	2:09.828	49.392	44.357	36.079	165.8	3:53:28.053
95	2	2:11.314	49.427	45.726	36.161	165.1	3:55:39.367
96	2	2:10.534	49.741	44.478	36.315	160.9	3:57:49.901
97	2	2:10.887	49.614	44.768	36.505	163.8	4:00:00.788
98	2	2:11.222	49.326	44.686	37.210	168.4	4:02:12.010

49 — 1 AMAZON SPORT 2 — VW Golf

2 — 2 AMAZON SPORT 2 — A.E.C.D.

Vta	D	Tiempo	Sector 1	Sector 2	Sector 3	V.Max	Elapsed
1		2:28.545	1:05.686	46.173	36.686	150.6	2:28.545
2		2:10.403	49.715	43.859	36.829	170.6	4:38.948
3		2:10.060	50.031	43.687	36.342	169.2	6:49.008
4		2:10.573	49.808	44.090	36.675	175.3	8:59.581
5		2:10.951	50.290	44.351	36.310	168.7	11:10.532
6		2:10.468	49.763	44.338	36.367	175.0	13:21.000
7		2:09.998	49.834	43.536	36.628	166.9	15:30.998
8		2:13.056	51.031	44.858	37.167	160.2	17:44.054
9		2:11.139	49.900	44.331	36.908	181.8	19:55.193
10		2:10.241	50.482	43.393	36.366	170.8	22:05.434
11		2:09.693	50.059	43.668	35.966	170.8	24:15.127
12	1	2:10.666	51.091	43.331	36.244	166.6	26:25.793
13	1	2:10.038	50.080	43.116	36.842	162.4	28:35.831
14	1	2:09.516	49.203	43.749	36.564	175.0	30:45.347
15	1	2:09.217	49.518	43.825	35.874	169.2	32:54.564
16	1	2:10.116	49.702	43.935	36.479	173.3	35:04.680
17	1	2:10.512	49.999	44.102	36.411	178.5	37:15.192
18	1	2:09.095	49.054	43.081	36.960	178.5	39:24.287
19	1	2:12.016	51.634	44.357	36.025	160.4	41:36.303
20	1	2:08.440	49.055	43.222	36.163	180.0	43:44.743
21	1	2:09.134	49.919	43.012	36.203	168.7	45:53.877
22	1	2:09.363	49.993	43.186	36.184	174.1	48:03.240
23	1	2:08.464	49.102	43.076	36.286	179.4	50:11.704
24	1	2:08.904	49.599	43.113	36.192	182.1	52:20.608
25	1	2:11.381	49.239	43.263	38.879	176.1	54:31.989
26	1	2:10.830	50.212	44.275	36.343	174.4	56:42.819
27	1	2:09.333	49.742	43.455	36.136	172.2	58:52.152
28	1	2:18.190 P	49.561	43.961	44.668	180.9	1:01:10.342
29	2	4:37.509	3:11.624	46.917	38.968	76.7	1:05:47.851
30	2	2:23.072	54.428	48.162	40.482	162.1	1:08:10.923
31	2	2:19.777	54.043	46.510	39.224	170.3	1:10:30.700
32	2	2:22.407	55.572	46.778	40.057	158.1	1:12:53.107
33	2	2:20.959	55.241	47.376	38.342	156.0	1:15:14.066
34	2	2:20.234	53.646	49.147	37.441	170.0	1:17:34.300
35	2	2:19.174	51.417	48.454	39.303	169.5	1:19:53.474
36	2	2:18.359	51.513	48.861	37.985	168.2	1:22:11.833
37	2	2:16.020	50.971	46.310	38.739	170.6	1:24:27.853
38	2	2:16.625	51.397	45.922	39.306	167.7	1:26:44.478
39	2	2:16.957	51.400	47.492	38.065	171.1	1:29:01.435
40	2	2:19.173	50.390	48.869	39.914	175.6	1:31:20.608
41	2	2:11.413	50.081	44.365	36.967	168.2	1:33:32.021
42	2	2:19.817	51.655	46.839	41.323	161.4	1:35:51.838
43	2	2:15.651	53.073	45.933	36.645	156.9	1:38:07.489
44	2	2:11.555	49.518	44.722	37.315	165.1	1:40:19.044
45	2	2:19.817	50.846	50.646	38.325	173.6	1:42:38.861
46	2	2:16.038	53.005	45.374	37.659	175.6	1:44:54.899
47	2	2:13.888	50.835	45.504	37.549	168.4	1:47:08.787
48	2	2:12.733	50.401	45.359	36.973	168.4	1:49:21.520
49	2	2:13.449	49.332	46.832	37.285	175.8	1:51:34.969
50	2	2:18.075	52.740	46.245	39.090	175.0	1:53:53.044
51	2	2:11.872	50.400	44.811	36.661	168.7	1:56:04.916
52	2	6:49.932 P	49.241	44.479	5:16.212	177.3	2:02:54.848
53	1	4:58.560	3:33.150	47.122	38.288	79.0	2:07:53.408
54	1	2:18.575	53.597	46.479	38.499	148.7	2:10:11.983
55	1	2:16.594	51.796	46.271	38.527	153.1	2:12:28.577
56	1	2:17.275	52.772	45.705	38.798	144.3	2:14:45.852
57	1	2:14.638	52.848	45.310	36.480	140.8	2:17:00.490
58	1	2:14.274	51.782	45.137	37.355	153.1	2:19:14.764
59	1	2:13.324	50.417	46.081	36.826	166.1	2:21:28.088
60	1	2:12.006	50.121	44.957	36.928	159.2	2:23:40.094
61	1	2:12.466	50.234	45.227	37.005	156.5	2:25:52.560
62	1	2:13.735	49.896	46.503	37.336	175.0	2:28:06.295
63	1	2:13.462	52.614	44.296	36.552	135.8	2:30:19.757
64	1	2:10.721	49.450	44.175	37.096	169.5	2:32:30.478
65	1	2:12.622	51.203	45.174	36.245	153.6	2:34:43.100
66	1	2:12.736	51.505	44.818	36.413	165.1	2:36:55.836
67	1	2:12.798	49.717	45.040	38.041	162.6	2:39:08.634
68	1	2:11.275	50.494	44.228	36.553	158.1	2:41:19.909
69	1	2:11.544	50.231	44.947	36.366	162.8	2:43:31.453
70	1	2:11.884	50.510	44.908	36.466	155.3	2:45:43.337
71	1	2:10.942	50.167	44.123	36.652	157.6	2:47:54.279
72	1	2:10.161	49.660	43.998	36.503	166.6	2:50:04.440
73	1	2:10.743	49.905	44.191	36.647	167.9	2:52:15.183
74	1	2:11.519	49.762	44.994	36.763	161.6	2:54:26.702
75	1	2:17.220	53.324	46.818	37.078	133.3	2:56:43.922
76	1	2:14.765	52.010	44.517	38.238	137.0	2:58:58.687

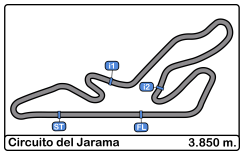

Circuito del Jarama
VI UV Endurance RACE Jarama
Carrera 4H
Tiempos Por Vuelta

77	1	2:14.472		52.901	44.685	36.886	140.6	3:01:13.159	15	1	2:12.436		50.869	44.852	36.715	158.8	32:34.767
78	1	2:12.883		50.486	45.587	36.810	151.6	3:03:26.042	16	1	2:11.919		50.733	44.562	36.624	160.2	34:46.686
79	1	2:26.369	P	51.052	45.390	49.927	162.6	3:05:52.411	17	1	2:11.130		50.131	44.626	36.373	163.3	36:57.816
80	2	5:19.784		3:42.162	52.830	44.792	70.8	3:11:12.195	18	1	2:10.847		49.923	44.368	36.556	163.8	39:08.663
81	2	2:31.433		58.413	52.248	40.772	137.9	3:13:43.628	19	1	2:12.007		50.620	44.959	36.428	159.0	41:20.670
82	2	2:27.522		54.208	51.254	42.060	159.7	3:16:11.150	20	1	2:10.140		49.947	44.165	36.028	164.3	43:30.810
83	2	2:25.335		55.313	49.095	40.927	144.1	3:18:36.485	21	1	2:11.531		50.192	44.764	36.575	162.1	45:42.341
84	2	2:28.712		55.311	51.431	41.970	148.5	3:21:05.197	22	1	2:12.322		51.204	44.809	36.309	153.4	47:54.663
85	2	2:25.360		54.449	48.497	42.414	163.1	3:23:30.557	23	1	2:10.615		49.894	44.664	36.057	165.3	50:05.278
86	2	2:23.119		52.866	49.260	40.993	151.4	3:25:53.676	24	1	2:08.744		49.196	43.895	35.653	169.0	52:14.022
87	2	2:22.477		52.715	48.230	41.532	166.4	3:28:16.153	25	1	2:09.314		49.446	44.074	35.794	168.4	54:23.336
88	2	2:19.299		53.863	46.379	39.057	169.2	3:30:35.452	26	1	2:10.724		49.236	45.431	36.057	165.6	56:34.060
89	2	2:21.822		52.872	49.634	39.316	173.9	3:32:57.274	27	1	2:11.228		49.689	45.066	36.473	167.1	58:45.288
90	2	2:22.232		52.683	50.291	39.258	154.0	3:35:19.506	28	1	2:20.374	P	50.465	46.096	43.813	159.0	1:01:05.662
91	2	2:22.653		52.709	48.450	41.494	161.6	3:37:42.159	29	2	4:15.342		2:54.227	44.329	36.786	91.2	1:05:21.004
92	2	2:30.174		55.592	51.380	43.202	150.0	3:40:12.333	30	2	2:12.288		50.931	44.672	36.685	164.6	1:07:33.292
93	2	2:26.095		57.460	48.873	39.762	131.8	3:42:38.428	31	2	2:10.491		49.698	44.221	36.572	165.3	1:09:43.783
94	2	2:37.184	P	56.226	51.525	49.433	158.5	3:45:15.612	32	2	2:10.954		49.934	44.592	36.428	159.0	1:11:54.737
95	1	3:19.837		1:51.590	47.843	40.404	59.4	3:48:35.449	33	2	2:10.666		49.654	44.613	36.399	166.6	1:14:05.403
96	1	2:18.713		51.898	48.110	38.705	159.0	3:50:54.162	34	2	2:13.491		50.601	45.956	36.934	164.1	1:16:18.894
97	1	2:26.219		55.143	47.220	43.856	160.4	3:53:20.381	35	2	2:12.111		51.468	44.434	36.209	166.4	1:18:31.005
98	1	2:25.881		55.971	49.927	39.983	150.4	3:55:46.262	36	2	2:10.861		50.625	44.044	36.192	153.6	1:20:41.866
99	1	2:23.569		55.250	47.237	41.082	140.4	3:58:09.831	37	2	2:12.971		49.949	44.806	38.216	166.9	1:22:54.837
100	1	2:20.661		53.958	47.782	38.921	141.7	4:00:30.492	38	2	2:11.974		49.675	44.645	37.654	165.1	1:25:06.811
101	1	2:21.135		52.668	50.123	38.344	151.8	4:02:51.627	39	2	2:10.016		49.399	44.310	36.307	163.8	1:27:16.827
									40	2	2:09.596		49.165	44.324	36.107	166.4	1:29:26.423
									41	2	2:09.181		49.168	43.988	36.025	167.4	1:31:35.604
									42	2	2:11.166		50.033	44.961	36.172	163.3	1:33:46.770
									43	2	2:13.426		49.959	45.678	37.789	166.6	1:36:00.196
									44	2	2:10.788		49.709	44.678	36.401	164.6	1:38:10.984
									45	2	2:09.703		49.408	44.131	36.164	167.1	1:40:20.687
									46	2	2:11.770		49.804	43.719	38.247	168.7	1:42:32.457
									47	2	2:08.122		48.743	43.587	35.792	165.8	1:44:40.579
									48	2	2:10.984		49.637	44.988	36.359	170.8	1:46:51.563
									49	2	6:10.067	P	49.213	45.128	4:35.726	167.9	1:53:01.630
									50	1	6:21.799		4:56.296	47.614	37.889	69.8	1:59:23.429
									51	1	2:12.745		50.821	45.183	36.741	156.7	2:01:36.174
									52	1	2:17.073		55.290	45.005	36.778	163.6	2:03:53.247
									53	1	2:11.717		50.207	45.287	36.223	165.6	2:06:04.964
									54	1	2:10.999		50.076	44.636	36.287	162.6	2:08:15.963
									55	1	2:08.690		49.424	43.509	35.757	164.6	2:10:24.653
									56	1	2:08.396		49.105	43.772	35.519	167.9	2:12:33.049
									57	1	2:09.952		49.511	44.434	36.007	163.6	2:14:43.001
									58	1	2:09.529		49.232	44.305	35.992	164.3	2:16:52.530
									59	1	2:34.603	P	1:01.885	46.959	45.759	103.6	2:19:27.133
									60	2	5:57.574		4:30.034	49.851	37.689	88.3	2:25:24.707
									61	2			51.521			157.6	

50

1 RRB Competicion — Clio 1.8 16v

2 RRB Competicion — EFICAR TEAM

Vta	D	Tiempo		Sector 1	Sector 2	Sector 3	V.Max	Elapsed
1		2:12.457		56.607	41.956	33.894	161.9	2:12.457
2		2:02.719		46.815	41.884	34.020	187.1	4:15.176
3		2:23.942	P	47.937	41.979	54.026	188.8	6:39.118
4	1	28:38.118		27:21.427	41.796	34.895	67.8	35:17.236
5	1	2:06.463		48.105	42.233	36.125	182.4	37:23.699
6	1	2:02.659		46.749	41.788	34.122	187.5	39:26.358
7	1	2:04.452		47.603	41.994	34.855	180.0	41:30.810
8	1	2:01.961		46.807	41.105	34.049	188.4	43:32.771
9	1	2:02.384		47.003	41.091	34.290	185.5	45:35.155
10	1	2:02.094		46.678	40.995	34.421	182.7	47:37.249
11	1	2:03.451		46.795	42.399	34.257	182.7	49:40.700

51

1 TMA-PADRISA-GTPERFORMANCE — Citroen Saxo 1.6

SAXO — 2 TMA-PADRISA-GTPERFORMANCE — PARADINAS MOTORSPORT

Vta	D	Tiempo		Sector 1	Sector 2	Sector 3	V.Max	Elapsed
1		2:24.877		1:04.232	44.454	36.191	144.3	2:24.877
2		2:10.111		49.889	44.188	36.034	171.1	4:34.988
3		2:09.376		49.540	43.871	35.965	173.3	6:44.364
4		2:09.090		49.608	43.679	35.803	171.7	8:53.454
5		2:08.833		49.792	43.473	35.568	173.0	11:02.287
6		2:08.216		48.686	43.633	35.897	173.9	13:10.503
7		2:07.908		48.689	43.547	35.672	173.3	15:18.411
8		2:08.206		49.052	43.374	35.780	170.6	17:26.617
9		2:08.281		48.691	43.951	35.639	165.3	19:34.898
10		2:08.104		49.485	43.041	35.578	159.5	21:43.002
11		2:08.215		48.419	43.803	35.993	171.1	23:51.217
12	1	2:09.060		48.943	43.647	36.470	173.9	26:00.277
13	1	2:09.497		49.459	44.039	35.999	167.4	28:09.774
14	1	2:12.557		50.523	44.797	37.237	160.2	30:22.331

52

1 JL CRESPILLO TEAM — Citroen Saxo 1.6

SAXO — 2 JL CRESPILLO TEAM — ESCUDERIA CENTRO

Vta	D	Tiempo		Sector 1	Sector 2	Sector 3	V.Max	Elapsed
1		2:39.171		1:12.566	47.761	38.844	139.8	2:39.171
2		2:17.955		52.756	47.498	37.701	157.6	4:57.126
3		2:14.120		50.477	46.291	37.352	167.1	7:11.246
4		2:12.958		50.618	45.328	37.012	163.3	9:24.204
5		2:12.067		50.396	44.976	36.695	168.7	11:36.271
6		2:12.600		50.107	44.681	37.812	167.9	13:48.871
7		2:11.466		50.141	44.329	36.996	169.5	16:00.337
8		2:14.143		50.783	46.290	37.070	152.7	18:14.480

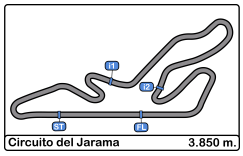

Circuito del Jarama
VI UV Endurance RACE Jarama
Carrera 4H
Tiempos Por Vuelta

9		2:14.346		52.080	45.454	36.812	167.7	20:28.826	67	1	2:14.030		50.288	45.406	38.336	167.9	2:48:57.009
10		2:12.298		50.575	44.644	37.079	167.4	22:41.124	68	1	2:12.637		51.572	44.493	36.572	171.1	2:51:09.646
11	1	2:12.970		50.660	44.758	37.552	162.1	24:54.094	69	1	2:11.327		49.710	44.639	36.978	169.8	2:53:20.973
12	1	2:15.141		52.506	45.774	36.861	165.1	27:09.235	70	1	2:15.095		50.338	46.826	37.931	163.6	2:55:36.068
13	1	2:12.120		50.202	45.492	36.426	170.3	29:21.355	71	1	2:14.957		52.528	44.814	37.615	134.8	2:57:51.025
14	1	2:11.531		50.216	44.088	37.227	166.1	31:32.886	72	1	2:13.609		51.438	45.001	37.170	159.2	3:00:04.634
15	1	2:11.048		49.697	44.653	36.698	169.2	33:43.934	73	1	2:21.866	P	50.290	45.217	46.359	164.3	3:02:26.500
16	1	2:12.961		50.672	45.402	36.887	162.4	35:56.895	74	2	7:07.245		5:42.388	47.130	37.727	80.8	3:09:33.745
17	1	2:13.649		51.207	44.247	38.195	165.8	38:10.544	75	2	2:13.258		51.168	45.217	36.873	166.4	3:11:47.003
18	1	2:14.848		50.300	44.921	39.627	170.3	40:25.392	76	2	2:13.030		50.451	45.299	37.280	166.9	3:14:00.033
19	1	2:11.369		50.561	44.280	36.528	166.6	42:36.761	77	2	2:12.172		50.609	44.904	36.659	170.3	3:16:12.205
20	1	2:12.619		50.364	45.787	36.468	169.2	44:49.380	78	2	2:12.992		51.090	44.886	37.016	159.7	3:18:25.197
21	1	2:12.140		51.699	44.098	36.343	173.3	47:01.520	79	2	2:12.881		50.729	45.137	37.015	166.6	3:20:38.078
22	1	2:10.412		49.834	44.191	36.387	171.4	49:11.932	80	2	2:13.355		50.763	45.409	37.183	160.0	3:22:51.433
23	1	2:11.191		50.249	44.480	36.462	169.8	51:23.123	81	2	2:12.851		50.020	44.638	38.193	166.9	3:25:04.284
24	1	2:13.199		51.706	44.832	36.661	150.0	53:36.322	82	2	2:11.750		50.072	44.913	36.765	167.7	3:27:16.034
25	1	2:13.959		51.401	44.518	38.040	170.3	55:50.281	83	2	2:12.720		50.954	44.466	37.300	164.3	3:29:28.754
26	1	2:15.893		51.843	44.989	39.061	164.6	58:06.174	84	2	2:13.189		51.421	45.058	36.710	169.5	3:31:41.943
27	1	2:22.641	P	51.771	44.459	46.411	167.7	1:00:28.815	85	2	2:12.098		50.602	44.414	37.082	168.4	3:33:54.041
28	2	5:39.056		4:12.993	47.340	38.723	66.8	1:06:07.871	86	2	2:13.313		50.311	45.067	37.935	166.9	3:36:07.354
29	2	2:20.172		52.610	47.971	39.591	154.9	1:08:28.043	87	2	2:14.349		50.738	46.341	37.270	156.7	3:38:21.703
30	2	2:21.494		53.445	47.008	41.041	154.2	1:10:49.537	88	2	2:11.932		49.891	45.241	36.800	167.4	3:40:33.635
31	2	2:49.611	P	1:11.104	49.019	49.488	167.7	1:13:39.148	89	2	2:13.877		50.568	46.040	37.269	167.4	3:42:47.512
32	1	3:57.289		2:28.311	49.929	39.049	62.9	1:17:36.437	90	2	2:22.460		50.832	50.949	40.679	166.1	3:45:09.972
33	1	2:22.804		53.936	49.127	39.741	154.5	1:19:59.241	91	2	2:24.362		57.576	49.964	36.822	131.0	3:47:34.334
34	1	2:22.595		54.559	48.311	39.725	151.6	1:22:21.836	92	2	2:13.555		51.344	45.602	36.609	167.4	3:49:47.889
35	1	2:26.375		57.073	50.061	39.241	146.9	1:24:48.211	93	2	2:11.589		50.377	44.607	36.605	163.8	3:51:59.478
36	1	2:25.343		55.207	50.646	39.490	145.5	1:27:13.554	94	2	2:11.656		50.115	44.608	36.933	162.6	3:54:11.134
37	1	2:20.040		53.755	47.456	38.829	154.9	1:29:33.594	95	2	2:12.369		50.030	45.374	36.965	166.6	3:56:23.503
38	1	2:22.944		53.698	48.523	40.723	150.2	1:31:56.538	96	2	2:12.502		50.413	45.001	37.088	167.4	3:58:36.005
39	1	2:23.120		56.008	48.312	38.800	137.4	1:34:19.658	97	2	2:12.550		50.706	45.116	36.728	165.6	4:00:48.555
40	1	2:23.515		56.717	48.164	38.634	156.0	1:36:43.173									
41	1	2:19.918		54.371	47.245	38.302	136.0	1:39:03.091									
42	1	2:20.396		54.323	48.203	37.870	150.4	1:41:23.487									
43	1	2:28.133		59.573	48.252	40.308	135.8	1:43:51.620									
44	1	2:19.533		53.398	46.701	39.434	160.9	1:46:11.153									
45	1	2:20.545		54.028	47.473	39.044	154.0	1:48:31.698									
46	1	2:25.279		56.800	47.631	40.848	153.4	1:50:56.977									
47	1	2:23.275		55.591	48.155	39.529	151.6	1:53:20.252									
48	1	2:22.227		53.053	47.749	41.425	152.7	1:55:42.479									
49	1	2:22.915		55.326	47.711	39.878	149.5	1:58:05.394									
50	1	2:32.161	P	54.292	46.426	51.443	142.6	2:00:37.555									
51	2	9:41.502		8:13.436	49.838	38.228	73.4	2:10:19.057									
52	2	2:20.297		52.109	48.737	39.451	150.6	2:12:39.354									
53	2	2:17.079		52.168	47.145	37.766	152.1	2:14:56.433									
54	2	2:15.289		51.861	45.888	37.540	161.4	2:17:11.722									
55	2	2:15.648		51.295	46.513	37.840	164.8	2:19:27.370									
56	2	2:16.809		53.251	45.869	37.689	166.1	2:21:44.179									
57	2	2:13.908		50.064	45.681	38.163	169.5	2:23:58.087									
58	2	2:12.716		50.883	44.853	36.980	164.8	2:26:10.803									
59	2	4:24.258	P	50.645	46.040	2:47.573	169.5	2:30:35.061									
60	1	2:38.355		1:14.982	45.565	37.808	84.6	2:33:13.416									
61	1	2:14.887		50.939	45.262	38.686	165.3	2:35:28.303									
62	1	2:15.022		51.397	45.963	37.662	163.3	2:37:43.325									
63	1	2:15.597		50.767	47.568	37.262	166.6	2:39:58.922									
64	1	2:15.806		52.290	45.819	37.697	166.1	2:42:14.728									
65	1	2:14.921		50.863	46.534	37.524	164.8	2:44:29.649									
66	1	2:13.330		50.638	45.240	37.452	166.4	2:46:42.979									

53 — 1 ELADIO MOTOR — Citroen Saxo 1.6

SAXO — 2 ELADIO MOTOR — ÚLTIMA VUELTA

Vta	D	Tiempo	Sector 1	Sector 2	Sector 3	V.Max	Elapsed
1		2:26.849	1:05.416	44.515	36.918	145.1	2:26.849
2		2:10.544	49.883	44.322	36.339	171.4	4:37.393
3		2:09.252	49.004	44.059	36.189	174.1	6:46.645
4		2:08.873	49.092	43.754	36.027	175.3	8:55.518
5		2:09.158	49.261	44.101	35.796	175.0	11:04.676
6		2:08.333	48.536	43.683	36.114	176.4	13:13.009
7		2:10.225	49.331	44.232	36.662	173.3	15:23.234
8		2:10.145	49.634	44.133	36.378	171.9	17:33.379
9		2:12.031	50.236	44.860	36.935	172.2	19:45.410
10		2:11.237	50.033	44.161	37.043	169.5	21:56.647
11		2:09.729	49.194	44.175	36.360	170.3	24:06.376
12	1	2:10.295	50.063	43.884	36.348	170.6	26:16.671
13	1	2:10.208	49.998	43.962	36.248	146.1	28:26.879
14	1	2:09.817	49.542	44.010	36.265	170.8	30:36.696
15	1	2:09.902	48.946	44.102	36.854	171.7	32:46.598
16	1	2:09.660	49.437	44.106	36.117	169.5	34:56.258
17	1	2:09.988	49.640	43.922	36.426	170.3	37:06.246
18	1	2:09.671	49.494	43.999	36.178	169.5	39:15.917
19	1	2:09.594	49.578	43.963	36.053	171.4	41:25.511
20	1	2:10.020	49.396	44.484	36.140	170.8	43:35.531
21	1	2:11.708	50.850	43.906	36.952	168.7	45:47.239
22	1	2:09.420	49.267	43.831	36.322	171.4	47:56.659
23	1	2:09.694	49.469	43.875	36.350	173.0	50:06.353
24	1	2:09.168	49.441	43.816	35.911	173.3	52:15.521

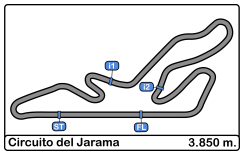

Circuito del Jarama
VI UV Endurance RACE Jarama
Carrera 4H
Tiempos Por Vuelta

25	1	2:09.757	49.363	44.351	36.043	172.2	54:25.278	83	1	2:09.532	49.146	44.286	36.100	170.0	3:28:59.337
26	1	2:13.133	51.043	45.496	36.594	172.2	56:38.411	84	1	2:10.043	49.260	44.466	36.317	170.0	3:31:09.380
27	1	5:01.134 P	50.341	44.607	3:26.186	165.3	1:01:39.545	85	1	2:11.977	49.663	44.208	38.106	169.0	3:33:21.357
28	2	7:46.255	6:19.172	47.096	39.987	86.3	1:09:25.800	86	1	2:17.301	56.112	44.137	37.052	167.7	3:35:38.658
29	2	2:16.440	53.449	45.638	37.353	157.8	1:11:42.240	87	1	2:10.514	50.106	44.088	36.320	165.1	3:37:49.172
30	2	2:14.720	51.438	45.874	37.408	160.4	1:13:56.960	88	1	2:11.242	50.922	44.181	36.139	168.2	3:40:00.414
31	2	2:13.933	52.189	44.878	36.866	161.9	1:16:10.893	89	1	2:10.577	49.906	44.237	36.434	161.1	3:42:10.991
32	2	2:12.421	50.331	44.441	37.649	166.4	1:18:23.314	90	1	2:23.497	52.000	48.318	43.179	168.2	3:44:34.488
33	2	2:11.719	50.492	44.501	36.726	162.6	1:20:35.033	91	1	2:33.093	1:02.580	49.593	40.920	87.1	3:47:07.581
34	2	2:10.520	49.780	43.899	36.841	169.5	1:22:45.553	92	1	2:22.939	49.888	55.716	37.335	167.1	3:49:30.520
35	2	2:12.547	50.891	44.879	36.777	165.6	1:24:58.100	93	1	2:14.089	51.057	45.799	37.233	155.8	3:51:44.609
36	2	2:11.532	49.461	44.622	37.449	169.8	1:27:09.632	94	1	2:14.189	51.274	46.623	36.292	153.1	3:53:58.798
37	2	2:10.115	49.718	43.724	36.673	168.4	1:29:19.747	95	1	2:13.339	50.333	45.866	37.140	157.8	3:56:12.137
38	2	2:10.031	50.025	43.895	36.111	167.4	1:31:29.778	96	1	2:12.287	50.807	45.058	36.422	153.1	3:58:24.424
39	2	2:09.619	49.725	43.643	36.251	167.1	1:33:39.397	97	1	2:10.890	50.132	44.563	36.195	165.8	4:00:35.314
40	2	2:11.098	49.199	44.522	37.377	170.3	1:35:50.495	98	1	2:12.529	50.997	45.100	36.432	161.9	4:02:47.843
41	2	2:09.052	49.453	43.391	36.208	167.9	1:37:59.547								
42	2	2:09.710	49.890	43.292	36.528	166.1	1:40:09.257								
43	2	2:09.407	49.343	43.690	36.374	169.0	1:42:18.664								
44	2	2:09.272	49.545	43.563	36.164	167.9	1:44:27.936								
45	2	2:08.793	49.370	43.436	35.987	169.8	1:46:36.729								
46	2	2:08.788	49.136	43.545	36.107	168.4	1:48:45.517								
47	2	2:08.882	49.305	43.417	36.160	168.4	1:50:54.399								
48	2	2:10.953	50.007	44.592	36.354	169.8	1:53:05.352								
49	2	2:08.917	49.215	43.560	36.142	169.8	1:55:14.269								
50	2	2:09.021	49.174	43.734	36.113	169.0	1:57:23.290								
51	2	2:12.830	52.755	43.746	36.329	169.0	1:59:36.120								
52	2	2:12.191	49.618	45.579	36.994	168.4	2:01:48.311								
53	2	2:11.068	49.671	44.764	36.633	165.6	2:03:59.379								
54	2	2:08.980	49.177	43.755	36.048	174.4	2:06:08.359								
55	2	2:11.412	51.723	43.529	36.160	173.9	2:08:19.771								
56	2	5:43.879 P	49.864	43.870	4:10.145	164.1	2:14:03.650								
57	1	7:52.549	6:30.023	45.745	36.781	95.7	2:21:56.199								
58	1	2:11.285	49.769	44.743	36.773	165.8	2:24:07.484								
59	1	2:13.070	49.685	46.196	37.189	167.4	2:26:20.554								
60	1	2:24.352 P	50.899	45.412	48.041	170.3	2:28:44.906								
61	2	8:07.081	6:43.819	45.614	37.648	89.9	2:36:51.987								
62	2	2:13.249	50.419	45.853	36.977	167.9	2:39:05.236								
63	2	2:14.363	51.050	45.677	37.636	166.4	2:41:19.599								
64	2	2:14.632	52.648	45.117	36.867	161.9	2:43:34.231								
65	2	2:11.348	49.613	45.025	36.710	170.6	2:45:45.579								
66	2	2:12.983	51.007	45.179	36.797	170.0	2:47:58.562								
67	2	2:14.720	53.817	44.624	36.279	171.4	2:50:13.282								
68	2	2:10.078	49.436	44.100	36.542	170.3	2:52:23.360								
69	2	2:11.661	49.621	44.835	37.205	171.1	2:54:35.021								
70	2	2:12.044	50.867	44.630	36.547	166.4	2:56:47.065								
71	2	2:11.226	49.504	44.452	37.270	169.5	2:58:58.291								
72	2	2:20.517	57.175	46.487	36.855	168.2	3:01:18.808								
73	2	2:21.403 P	50.368	45.669	45.366	164.8	3:03:40.211								
74	1	5:27.291	4:04.125	45.211	37.955	81.3	3:09:07.502								
75	1	2:15.559	51.315	46.163	38.081	160.2	3:11:23.061								
76	1	2:13.185	50.776	45.473	36.936	164.6	3:13:36.246								
77	1	2:11.494	50.373	44.404	36.717	169.0	3:15:47.740								
78	1	2:12.779	50.709	44.565	37.505	156.5	3:18:00.519								
79	1	2:13.429	49.819	45.938	37.672	167.1	3:20:13.948								
80	1	2:14.284	51.850	45.447	36.987	158.5	3:22:28.232								
81	1	2:10.807	49.896	44.342	36.569	165.8	3:24:39.039								
82	1	2:10.766	50.651	44.040	36.075	159.7	3:26:49.805								

54 — 1 VINELIT RACING GRAPHICS — Peugeot 205

2 — 2 VINELIT RACING GRAPHICS — ÚLTIMA VUELTA

Vta	D	Tiempo	Sector 1	Sector 2	Sector 3	V.Max	Elapsed
1		2:09.588	54.269	41.037	34.282	162.6	2:09.588
2		2:00.584	46.657	40.305	33.622	179.4	4:10.172
3		2:00.911	46.306	40.745	33.860	191.4	6:11.083
4		2:02.003	46.691	40.998	34.314	181.2	8:13.086
5		2:00.928	46.670	40.644	33.614	179.7	10:14.014
6		2:01.156	46.597	40.397	34.162	180.6	12:15.170
7		2:01.114	46.418	40.326	34.370	182.7	14:16.284
8		2:01.635	46.435	40.795	34.405	191.8	16:17.919
9		2:00.735	46.469	40.158	34.108	175.0	18:18.654
10		2:00.879	47.476	39.628	33.775	170.3	20:19.533
11		1:59.996	46.398	40.186	33.412	187.5	22:19.529
12		1:59.945	45.856	40.215	33.874	191.8	24:19.474
13	1	1:58.858	45.580	39.799	33.479	192.8	26:18.332
14	1	2:00.545	46.070	40.433	34.042	194.9	28:18.877
15	1	2:00.659	46.100	40.815	33.744	190.8	30:19.536
16	1	2:01.963	46.601	40.892	34.470	190.8	32:21.499
17	1	2:00.528	46.214	40.568	33.746	192.5	34:22.027
18	1	2:00.670	46.658	40.591	33.421	181.2	36:22.697
19	1	2:00.463	46.753	40.055	33.655	179.7	38:23.160
20	1	2:00.603	46.800	39.892	33.911	175.3	40:23.763
21	1	2:00.786	46.808	39.955	34.023	175.6	42:24.549
22	1	2:02.072	47.485	41.014	33.573	179.4	44:26.621
23	1	2:00.601	46.759	40.138	33.704	182.7	46:27.222
24	1	2:03.563	48.516	40.843	34.204	175.3	48:30.785
25	1	1:59.863	46.464	39.860	33.539	181.2	50:30.648
26	1	1:59.705	45.925	40.302	33.478	193.2	52:30.353
27	1	2:00.223	46.024	40.226	33.973	185.8	54:30.576
28	1	2:01.256	46.273	40.623	34.360	191.8	56:31.832
29	1	2:01.496	47.263	40.352	33.881	177.9	58:33.328
30	1	4:52.137 P	47.499	40.953	3:23.685	156.2	1:03:25.465
31	2	4:39.688	3:19.794	43.513	36.381	89.7	1:08:05.153
32	2	2:07.708	49.741	42.479	35.488	164.6	1:10:12.861
33	2	2:08.697	48.373	45.482	34.842	185.5	1:12:21.558
34	2	2:04.737	47.980	41.920	34.837	180.6	1:14:26.295
35	2	2:07.676	49.240	43.463	34.973	160.7	1:16:33.971
36	2	2:06.398	48.904	43.043	34.451	165.8	1:18:40.369
37	2	2:05.524	47.230	42.576	35.718	186.2	1:20:45.893
38	2	2:04.778	47.766	42.047	34.965	177.9	1:22:50.671

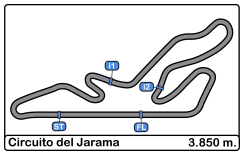

Circuito del Jarama
VI UV Endurance RACE Jarama
Carrera 4H
Tiempos Por Vuelta

39	2	2:06.296		48.084	42.122	36.090	171.1	1:24:56.967	22	1	2:23.577		50.324	42.676	50.577	170.6	1:38:46.654
40	2	2:06.359		47.585	43.050	35.724	180.3	1:27:03.326	23	1	2:10.635		50.206	44.364	36.065	167.1	1:40:57.289
41	2	2:05.884		48.224	43.155	34.505	183.9	1:29:09.210	24	1	2:10.815		51.565	43.648	35.602	139.7	1:43:08.104
42	2	2:03.157		47.120	41.731	34.306	175.3	1:31:12.367	25	1	2:09.672		50.404	44.060	35.208	156.5	1:45:17.776
43	2	2:10.306		48.951	43.319	38.036	193.8	1:33:22.673	26	1	2:08.915		48.528	44.484	35.903	184.3	1:47:26.691
44	2	2:06.841		49.031	42.327	35.483	177.6	1:35:29.514	27	1	2:07.751		48.937	43.591	35.223	181.2	1:49:34.442
45	2	2:09.173		48.523	43.984	36.666	181.5	1:37:38.687	28	1	2:08.069		48.336	44.641	35.092	174.7	1:51:42.511
46	2	2:12.396		52.520	44.293	35.583	161.6	1:39:51.083	29	1	2:08.751		49.779	43.704	35.268	170.3	1:53:51.262
47	2	2:07.488		47.690	43.728	36.070	173.6	1:41:58.571	30	1	2:06.967		48.516	43.145	35.306	178.8	1:55:58.229
48	2	2:05.244		48.173	42.146	34.925	172.8	1:44:03.815	31	1	2:07.205		48.951	42.587	35.667	175.6	1:58:05.434
49	2	2:05.554		47.704	42.165	35.685	173.6	1:46:09.369	32	1	6:27.860	P	48.248	43.052	4:56.560	171.9	2:04:33.294
50	2	2:06.204		48.335	42.451	35.418	168.7	1:48:15.573	33	2	7:20.882		5:53.898	47.963	39.021	83.0	2:11:54.176
51	2	2:07.018		49.377	42.199	35.442	175.8	1:50:22.591	34	2	2:17.054		52.388	46.382	38.284	167.4	2:14:11.230
52	2	2:24.355		57.209	46.834	40.312	169.8	1:52:46.946	35	2	2:18.905		51.930	46.500	40.475	169.2	2:16:30.135
53	2	6:12.730	P	54.033	50.078	4:28.619	146.5	1:58:59.676	36	2	2:23.362		56.410	47.308	39.644	168.7	2:18:53.497
54	1	5:31.268		4:16.593	40.719	33.956	97.0	2:04:30.944	37	2	2:15.919		51.843	46.789	37.287	165.8	2:21:09.416
55	1	2:00.868		46.603	39.832	34.433	193.2	2:06:31.812	38	2	2:19.984		52.385	48.192	39.407	154.9	2:23:29.400
56	1	2:01.884		47.936	40.392	33.556	190.1	2:08:33.696	39	2	2:13.979		50.467	45.234	38.278	170.3	2:25:43.379
57	1	1:59.760		46.219	39.856	33.685	192.5	2:10:33.456	40	2	2:15.666		50.789	48.174	36.703	181.8	2:27:59.045
58	1	2:00.731		46.532	40.257	33.942	192.8	2:12:34.187	41	2	2:12.757		50.382	44.895	37.480	175.6	2:30:11.802
59	1	2:00.356		46.837	39.970	33.549	180.0	2:14:34.543	42	2	2:16.382		49.873	47.696	38.813	173.6	2:32:28.184
60	1	2:01.222		46.696	40.365	34.161	191.4	2:16:35.765	43	2	2:14.133		51.130	46.413	36.590	168.2	2:34:42.317
61	1	2:02.438		47.976	40.611	33.851	191.1	2:18:38.203	44	2	2:14.935		51.126	46.867	36.942	152.5	2:36:57.252
62	1	2:01.522		46.879	40.958	33.685	176.4	2:20:39.725	45	2	2:15.156		49.907	46.402	38.847	176.7	2:39:12.408
63	1	2:00.295		46.714	39.786	33.795	176.4	2:22:40.020	46	2	2:14.325		51.328	45.281	37.716	161.1	2:41:26.733
64	1	2:00.489		46.306	40.487	33.696	185.8	2:24:40.509	47	2	2:11.033		49.644	44.349	37.040	178.2	2:43:37.766
65	1	2:00.329		46.524	40.199	33.606	193.2	2:26:40.838	48	2	2:09.408		49.478	43.819	36.111	178.5	2:45:47.174
66	1	2:00.961		46.528	40.297	34.136	192.5	2:28:41.799	49	2	2:08.909		48.905	44.085	35.919	177.0	2:47:56.083
67	1	1:59.838		46.601	39.711	33.526	187.1	2:30:41.637	50	2	2:09.541		48.873	43.860	36.808	178.5	2:50:05.624
68	1	1:59.889		46.224	39.985	33.680	190.4	2:32:41.526	51	2	2:11.280		49.492	43.990	37.798	174.4	2:52:16.904
69	1	2:01.689		46.440	40.908	34.341	190.4	2:34:43.215	52	2	2:11.787		50.356	44.350	37.081	171.9	2:54:28.691
70	1	2:02.356		46.661	40.904	34.791	180.9	2:36:45.571	53	2	2:12.809		52.139	44.428	36.242	145.3	2:56:41.500
71	1	2:00.815		46.805	40.390	33.620	190.4	2:38:46.386	54	2	2:10.318		49.522	43.429	37.367	167.7	2:58:51.818
72	1	2:22.399	P	47.949	45.919	48.531	186.2	2:41:08.785	55	2	2:24.798	P	51.347	46.574	46.877	170.3	3:01:16.616
55			1	SABUESOS TEAM				BMW E36 320i	56	1	5:35.931		4:13.522	45.775	36.634	74.8	3:06:52.547
	2		2	SABUESOS TEAM				ULTIMA VUELTA	57	1	2:12.946		50.771	45.311	36.864	153.1	3:09:05.493
Vta	D	Tiempo		Sector 1	Sector 2	Sector 3	V.Max	Elapsed	58	1	2:10.666		49.654	43.819	37.193	166.6	3:11:16.159
1		2:29.288		1:04.489	46.828	37.971	149.7	2:29.288	59	1	2:11.187		51.034	44.704	35.449	138.6	3:13:27.346
2		2:10.050		49.497	44.073	36.480	179.7	4:39.338	60	1	2:09.864		49.067	44.079	36.718	165.6	3:15:37.210
3		2:10.186		50.329	43.621	36.236	176.7	6:49.524	61	1	2:09.047		48.500	44.687	35.860	181.5	3:17:46.257
4	1	53:08.318		51:42.755	47.253	38.310	66.7	59:57.842	62	1	2:08.777		48.552	44.595	35.630	185.2	3:19:55.034
5	1	2:12.313		50.973	45.239	36.101	154.7	1:02:10.155	63	1	2:07.454		48.154	43.636	35.664	177.0	3:22:02.488
6	1	2:12.640		50.071	45.209	37.360	173.6	1:04:22.795	64	1	2:08.626		48.394	44.544	35.688	170.0	3:24:11.114
7	1	2:09.056		49.512	44.024	35.520	167.4	1:06:31.851	65	1	2:07.647		48.770	43.068	35.809	175.0	3:26:18.761
8	1	2:07.512		48.645	43.428	35.439	171.9	1:08:39.363	66	1	2:07.692		48.433	43.641	35.618	171.1	3:28:26.453
9	1	2:07.464		48.413	43.039	36.012	169.5	1:10:46.827	67	1	2:06.229		47.924	42.949	35.356	181.8	3:30:32.682
10	1	2:08.805		49.166	43.384	36.255	159.0	1:12:55.632	68	1	2:05.222		47.543	42.384	35.295	184.3	3:32:37.904
11	1	2:10.591		49.212	44.352	37.027	173.6	1:15:06.223	69	1	2:08.562		49.522	43.309	35.731	156.9	3:34:46.466
12	1	2:09.076		50.013	43.391	35.672	169.8	1:17:15.299	70	1	2:08.684		48.676	44.120	35.888	179.1	3:36:55.150
13	1	2:07.058		48.485	43.040	35.533	182.4	1:19:22.357	71	1	2:08.003		48.830	43.633	35.540	176.7	3:39:03.153
14	1	2:06.880		47.665	43.552	35.663	186.2	1:21:29.237	72	1	2:18.854		48.272	43.324	47.258	181.2	3:41:22.007
15	1	2:07.875		48.810	43.338	35.727	176.4	1:23:37.112	73	1	5:37.262		3:46.439	1:10.854	39.969	179.1	3:46:59.269
16	1	2:07.113		48.811	43.119	35.183	179.7	1:25:44.225	74	1	2:10.467		49.825	43.219	37.423	173.0	3:49:09.736
17	1	2:07.211		48.198	43.592	35.421	180.6	1:27:51.436	75	1	2:13.000		49.348	46.226	37.426	171.1	3:51:22.736
18	1	2:07.180		48.487	43.187	35.506	173.6	1:29:58.616	76	1	2:10.065		49.397	44.088	36.580	163.1	3:53:32.801
19	1	2:07.600		49.435	42.948	35.217	167.9	1:32:06.216	77	1	2:14.388		50.554	44.769	39.065	169.5	3:55:47.189
20	1	2:08.553		48.420	43.962	36.171	177.3	1:34:14.769	78	1	2:12.818		52.100	44.245	36.473	154.0	3:58:00.007
21	1	2:08.308		48.937	43.913	35.458	175.0	1:36:23.077	79	1	2:10.398		49.274	43.938	37.186	165.3	4:00:10.405

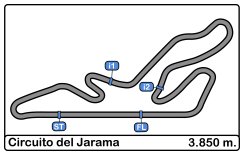

Circuito del Jarama
VI UV Endurance RACE Jarama
Carrera 4H
Tiempos Por Vuelta

80	1	2:07.799	49.078	43.057	35.664	161.6	4:02:18.204

56

1 DANACAR — Citroen Saxo 1.6

SAXO — 2 DANACAR — ISRAEL DE ANA MORALES

Vta	D	Tiempo	Sector 1	Sector 2	Sector 3	V.Max	Elapsed
1		2:23.480	1:02.821	44.287	36.372	160.0	2:23.480
2		2:08.619	49.424	43.482	35.713	173.9	4:32.099
3		2:07.513	48.370	43.333	35.810	174.1	6:39.612
4		2:07.585	48.304	43.178	36.103	173.6	8:47.197
5		2:07.984	48.595	43.338	36.051	172.2	10:55.181
6		2:07.401	48.468	43.296	35.637	176.4	13:02.582
7		2:07.718	48.440	43.675	35.603	170.0	15:10.300
8		2:07.319	48.285	43.299	35.735	171.1	17:17.619
9		2:07.084	48.254	43.254	35.576	171.1	19:24.703
10		2:06.855	48.128	43.012	35.715	173.0	21:31.558
11		2:06.908	48.320	43.104	35.484	173.6	23:38.466
12	1	2:07.422	48.414	43.148	35.860	174.1	25:45.888
13	1	2:07.113	48.592	42.983	35.538	173.9	27:53.001
14	1	2:07.724	48.251	43.486	35.987	173.0	30:00.725
15	1	2:06.742	47.987	43.105	35.650	175.3	32:07.467
16	1	2:07.259	48.277	43.236	35.746	171.4	34:14.726
17	1	2:07.359	48.382	43.318	35.659	170.3	36:22.085
18	1	2:07.351	48.456	43.151	35.744	171.7	38:29.436
19	1	2:06.910	48.216	43.110	35.584	172.2	40:36.346
20	1	2:07.408	48.523	43.407	35.478	171.7	42:43.754
21	1	2:07.207	48.536	43.185	35.486	170.8	44:50.961
22	1	2:07.625	48.812	43.153	35.660	173.3	46:58.586
23	1	2:07.809	48.657	43.508	35.644	171.1	49:06.395
24	1	2:08.457	48.651	43.613	36.193	172.2	51:14.852
25	1	2:08.315	48.656	43.659	36.000	170.3	53:23.167
26	1	2:08.442	48.759	43.634	36.049	169.2	55:31.609
27	1	2:07.913	48.662	43.384	35.867	169.0	57:39.522
28	1	2:08.809	49.033	43.825	35.951	170.3	59:48.331
29	1	2:08.130	48.646	43.470	36.014	170.0	1:01:56.461
30	1	2:14.708 P	48.750	43.672	42.286	167.9	1:04:11.169
31	2	4:24.642	3:03.855	44.183	36.604	88.4	1:08:35.811
32	2	2:10.082	49.226	44.371	36.485	168.4	1:10:45.893
33	2	2:08.261	49.256	43.190	35.815	171.7	1:12:54.154
34	2	2:07.873	49.008	43.250	35.615	171.7	1:15:02.027
35	2	2:08.696	48.769	43.802	36.125	170.6	1:17:10.723
36	2	2:08.103	48.693	43.160	36.250	171.1	1:19:18.826
37	2	2:09.621	48.702	44.189	36.730	169.5	1:21:28.447
38	2	2:10.227	49.258	44.802	36.167	170.3	1:23:38.674
39	2	2:09.173	48.930	43.641	36.602	168.4	1:25:47.847
40	2	2:08.933	49.065	43.578	36.290	169.0	1:27:56.780
41	2	2:08.360	49.070	43.463	35.827	167.1	1:30:05.140
42	2	2:08.219	48.842	43.278	36.099	170.3	1:32:13.359
43	2	2:09.071	49.041	43.749	36.281	170.0	1:34:22.430
44	2	2:09.674	49.974	43.421	36.279	168.7	1:36:32.104
45	2	2:08.873	48.908	43.583	36.382	168.4	1:38:40.977
46	2	2:10.467	50.123	44.143	36.201	168.2	1:40:51.444
47	2	2:11.017	49.252	45.158	36.607	165.6	1:43:02.461
48	2	2:09.471	49.141	44.098	36.232	166.9	1:45:11.932
49	2	2:09.333	49.092	44.176	36.065	166.6	1:47:21.265
50	2	2:07.915	48.678	43.307	35.930	170.6	1:49:29.180
51	2	2:07.798	48.485	43.344	35.969	169.2	1:51:36.978
52	2	2:08.760	49.265	43.514	35.981	168.7	1:53:45.738
53	2	2:08.491	48.756	43.600	36.135	167.9	1:55:54.229
54	2	2:09.187	48.885	43.547	36.755	167.7	1:58:03.416
55	2	7:12.672 P	48.967	43.428	5:40.277	166.9	2:05:16.088
56	1	5:03.077	3:42.519	44.391	36.167	85.1	2:10:19.165
57	1	2:09.161	48.995	43.785	36.381	167.1	2:12:28.326
58	1	2:09.029	49.227	43.944	35.858	169.0	2:14:37.355
59	1	2:08.774	48.843	43.664	36.267	170.0	2:16:46.129
60	1	2:09.142	49.354	43.740	36.048	169.0	2:18:55.271
61	1	2:09.967	50.046	44.113	35.808	170.8	2:21:05.238
62	1	2:08.361	48.926	43.515	35.920	172.2	2:23:13.599
63	1	2:09.229	48.945	44.252	36.032	169.8	2:25:22.828
64	1	2:08.311	48.789	43.612	35.910	171.1	2:27:31.139
65	1	2:08.512	49.063	43.620	35.829	172.2	2:29:39.651
66	1	2:08.108	48.822	43.402	35.884	170.8	2:31:47.759
67	1	2:09.400	49.518	43.722	36.160	169.8	2:33:57.159
68	1	2:08.661	49.062	43.441	36.158	169.8	2:36:05.820
69	1	2:08.450	49.164	43.577	35.709	170.6	2:38:14.270
70	1	2:08.194	48.865	43.451	35.878	170.0	2:40:22.464
71	1	2:08.817	49.056	43.797	35.964	169.8	2:42:31.281
72	1	2:08.752	49.146	43.685	35.921	170.3	2:44:40.033
73	1	2:08.764	49.129	43.361	36.274	170.8	2:46:48.797
74	1	2:08.675	49.435	43.598	35.642	172.2	2:48:57.472
75	1	2:09.525	49.310	44.272	35.943	172.2	2:51:06.997
76	1	2:08.009	48.710	43.343	35.956	172.2	2:53:15.006
77	1	2:08.358	48.859	43.447	36.052	174.1	2:55:23.364
78	1	2:09.927	50.254	43.822	35.851	164.1	2:57:33.291
79	1	2:09.021	49.225	43.474	36.322	164.8	2:59:42.312
80	1	2:08.875	49.344	43.705	35.826	167.4	3:01:51.187
81	1	2:16.937 P	49.758	43.560	43.619	171.7	3:04:08.124
82	2	4:18.952	2:57.679	44.562	36.711	88.5	3:08:27.076
83	2	2:08.705	49.210	43.442	36.053	165.6	3:10:35.781
84	2	2:08.349	48.597	43.623	36.129	165.1	3:12:44.130
85	2	2:08.540	48.956	43.387	36.197	168.2	3:14:52.670
86	2	2:08.348	48.895	43.566	35.887	167.4	3:17:01.018
87	2	2:08.798	48.903	43.760	36.135	165.6	3:19:09.816
88	2	2:09.693	49.174	43.856	36.663	165.8	3:21:19.509
89	2	2:08.585	48.815	43.423	36.347	165.1	3:23:28.094
90	2	2:10.524	49.007	44.034	37.483	166.9	3:25:38.618
91	2	2:09.557	50.116	43.425	36.016	156.7	3:27:48.175
92	2	2:10.027	49.390	44.269	36.368	164.8	3:29:58.202
93	2	2:09.469	49.375	43.628	36.466	165.3	3:32:07.671
94	2	2:09.216	49.459	43.746	36.011	162.6	3:34:16.887
95	2	2:08.618	48.859	43.476	36.283	166.4	3:36:25.505
96	2	2:09.100	49.187	43.813	36.100	166.6	3:38:34.605
97	2	2:09.100	49.561	43.250	36.289	163.3	3:40:43.705
98	2	2:09.450	49.092	43.546	36.812	163.8	3:42:53.155
99	2	2:23.117	51.104	51.746	40.267	162.4	3:45:16.272
100	2	2:23.540	54.182	49.937	39.421	145.7	3:47:39.812
101	2	2:08.357	49.043	43.528	35.786	159.0	3:49:48.169
102	2	2:09.835	49.807	43.944	36.084	163.6	3:51:58.004
103	2	2:09.528	49.390	43.778	36.360	162.4	3:54:07.532
104	2	2:09.823	49.772	43.963	36.088	164.1	3:56:17.355
105	2	2:09.721	50.272	43.618	35.831	166.1	3:58:27.076
106	2	2:08.575	48.943	43.660	35.972	162.8	4:00:35.651
107	2	2:11.981	49.767	45.352	36.862	163.1	4:02:47.632

57

1 EFICAR TEAM INFE — Toyota Aygo

AYGO — 2 EFICAR TEAM INFE — EFICAR TEAM

Vta	D	Tiempo	Sector 1	Sector 2	Sector 3	V.Max	Elapsed
1		2:38.653	1:10.460	48.932	39.261	146.5	2:38.653
2		2:19.955	52.897	48.744	38.314	153.4	4:58.608

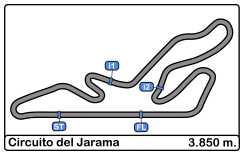

Circuito del Jarama
VI UV Endurance RACE Jarama
Carrera 4H
Tiempos Por Vuelta

3		2:19.256		52.585	48.427	38.244	152.3	7:17.864	61	1	2:21.107		52.541	49.104	39.462	150.8	2:32:27.806
4		2:19.292		52.887	48.084	38.321	152.9	9:37.156	62	1	2:23.255		55.938	48.930	38.387	151.4	2:34:51.061
5		2:19.979		52.784	48.598	38.597	152.5	11:57.135	63	1	2:20.127		53.288	48.269	38.570	151.8	2:37:11.188
6		2:19.897		53.061	48.234	38.602	150.6	14:17.032	64	1	2:21.443		53.840	48.519	39.084	153.4	2:39:32.631
7		2:19.266		52.762	48.063	38.441	153.4	16:36.298	65	1	2:20.343		52.987	48.989	38.367	152.5	2:41:52.974
8		2:20.393		53.380	47.981	39.032	151.0	18:56.691	66	1	2:22.085		53.599	49.094	39.392	150.6	2:44:15.059
9		2:19.205		52.826	47.962	38.417	150.4	21:15.896	67	1	2:20.476		53.793	47.843	38.840	147.1	2:46:35.535
10		2:20.308		52.904	48.306	39.098	150.2	23:36.204	68	1	2:21.550		53.684	48.917	38.949	150.6	2:48:57.085
11	1	2:19.242		52.445	48.010	38.787	151.0	25:55.446	69	1	2:21.098		53.793	48.534	38.771	154.0	2:51:18.183
12	1	2:19.139		52.849	47.844	38.446	152.9	28:14.585	70	1	2:21.372		53.947	48.723	38.702	150.0	2:53:39.555
13	1	2:20.237		53.840	48.142	38.255	154.2	30:34.822	71	1	2:22.280		53.184	49.710	39.386	151.0	2:56:01.835
14	1	2:18.817		52.524	47.926	38.367	151.6	32:53.639	72	1	2:19.763		53.412	48.099	38.252	153.1	2:58:21.598
15	1	2:19.611		52.771	47.888	38.952	148.1	35:13.250	73	1	2:20.391		52.897	48.345	39.149	152.5	3:00:41.989
16	1	2:19.128		52.557	48.062	38.509	152.1	37:32.378	74	1	2:29.389	P	53.462	48.184	47.743	148.5	3:03:11.378
17	1	2:19.569		52.467	48.002	39.100	151.0	39:51.947	75	2	4:32.940		3:05.486	48.605	38.849	78.4	3:07:44.318
18	1	2:19.837		53.171	48.028	38.638	151.0	42:11.784	76	2	2:20.296		53.352	48.366	38.578	149.3	3:10:04.614
19	1	2:21.256		52.919	49.089	39.248	150.4	44:33.040	77	2	2:21.195		53.635	48.175	39.385	148.7	3:12:25.809
20	1	2:20.091		52.407	48.199	39.485	154.2	46:53.131	78	2	2:19.834		52.751	48.451	38.632	151.8	3:14:45.643
21	1	2:19.075		52.471	48.073	38.531	152.7	49:12.206	79	2	2:19.965		53.048	48.273	38.644	149.3	3:17:05.608
22	1	2:19.543		53.346	47.849	38.348	153.8	51:31.749	80	2	2:20.672		52.893	48.759	39.020	148.9	3:19:26.280
23	1	2:19.414		53.120	47.859	38.435	151.2	53:51.163	81	2	2:20.005		52.705	48.412	38.888	152.1	3:21:46.285
24	1	2:19.799		53.281	47.994	38.524	151.0	56:10.962	82	2	2:20.652		53.510	48.283	38.859	148.3	3:24:06.937
25	1	2:19.199		52.579	48.047	38.573	151.2	58:30.161	83	2	2:20.088		52.638	48.790	38.660	149.1	3:26:27.025
26	1	2:19.674		53.036	47.916	38.722	148.9	1:00:49.835	84	2	2:19.782		52.510	48.483	38.789	148.7	3:28:46.807
27	1	2:25.824	P	52.785	48.015	45.024	150.2	1:03:15.659	85	2	2:19.250		52.467	48.116	38.667	149.7	3:31:06.057
28	2	4:24.030		2:54.417	49.978	39.635	80.0	1:07:39.689	86	2	2:21.857		53.850	48.844	39.163	147.7	3:33:27.914
29	2	2:24.583		54.153	50.956	39.474	149.7	1:10:04.272	87	2	2:19.455		52.855	47.976	38.624	150.8	3:35:47.369
30	2	2:23.137		53.654	49.924	39.559	149.1	1:12:27.409	88	2	2:20.475		53.100	48.533	38.842	151.0	3:38:07.844
31	2	2:22.839		53.664	49.918	39.257	149.7	1:14:50.248	89	2	2:19.998		53.360	48.276	38.362	150.2	3:40:27.842
32	2	2:23.409		53.575	49.588	40.246	148.7	1:17:13.657	90	2	2:20.795		52.823	48.963	39.009	150.4	3:42:48.637
33	2	2:22.164		54.200	48.857	39.107	150.4	1:19:35.821	91	2	2:26.042		53.354	51.865	40.823	152.3	3:45:14.679
34	2	2:21.963		53.530	48.859	39.574	147.3	1:21:57.784	92	2	2:24.947		55.375	49.797	39.775	136.5	3:47:39.626
35	2	2:21.970		53.154	49.567	39.249	149.5	1:24:19.754	93	2	2:19.642		52.880	48.094	38.668	150.0	3:49:59.268
36	2	2:25.743		55.239	49.605	40.899	148.7	1:26:45.497	94	2	2:19.216		52.687	48.060	38.469	148.1	3:52:18.484
37	2	2:22.634		54.005	48.783	39.846	152.7	1:29:08.131	95	2	2:19.569		52.837	48.422	38.310	147.5	3:54:38.053
38	2	2:21.914		54.094	48.855	38.965	150.8	1:31:30.045	96	2	2:19.164		52.646	48.038	38.480	150.6	3:56:57.217
39	2	2:21.874		53.067	49.231	39.576	151.4	1:33:51.919	97	2	2:19.644		53.048	48.140	38.456	149.7	3:59:16.861
40	2	2:22.920		53.208	49.008	40.704	153.8	1:36:14.839	98	2	2:19.584		52.469	48.541	38.574	148.5	4:01:36.445
41	2	2:21.920		53.492	49.029	39.399	151.2	1:38:36.759									
42	2	2:20.854		53.592	48.463	38.799	153.4	1:40:57.613									
43	2	2:21.598		53.814	48.694	39.090	125.7	1:43:19.211									
44	2	2:25.072		53.197	50.453	41.422	150.4	1:45:44.283									
45	2	2:21.961		53.452	48.209	40.300	152.9	1:48:06.244									
46	2	2:21.588		53.078	48.708	39.802	152.7	1:50:27.832									
47	2	2:22.723		53.286	49.477	39.960	154.0	1:52:50.555									
48	2	2:23.887		54.909	49.394	39.584	150.4	1:55:14.442									
49	2	2:22.197		54.380	48.492	39.325	153.8	1:57:36.639									
50	2	2:20.385		53.042	48.591	38.752	150.4	1:59:57.024									
51	2	2:21.502		53.391	49.181	38.930	151.2	2:02:18.526									
52	2	2:21.192		52.820	49.402	38.970	152.3	2:04:39.718									
53	2	2:20.459		53.110	48.569	38.780	151.4	2:07:00.177									
54	2	5:56.249	P	53.565	48.807	4:13.877	150.8	2:12:56.426									
55	1	5:20.697		3:53.293	48.659	38.745	76.5	2:18:17.123									
56	1	2:22.281		54.535	48.360	39.386	148.7	2:20:39.404									
57	1	2:21.833		54.711	48.699	38.423	150.0	2:23:01.237									
58	1	2:23.573		54.748	49.101	39.724	152.7	2:25:24.810									
59	1	2:22.682		53.965	49.232	39.485	151.6	2:27:47.492									
60	1	2:19.207		52.672	48.257	38.278	151.6	2:30:06.699									

58 — 1 EFICAR TEAM SAXO — Citroen Saxo 1.6
SAXO — 2 EFICAR TEAM SAXO — EFICAR TEAM

Vta	D	Tiempo	Sector 1	Sector 2	Sector 3	V.Max	Elapsed
1		2:26.126	1:04.748	44.927	36.451	150.0	2:26.126
2		2:09.712	50.010	43.897	35.805	172.5	4:35.838
3		2:08.707	49.102	43.788	35.817	178.8	6:44.545
4		2:08.056	49.041	43.271	35.744	176.4	8:52.601
5		2:09.087	49.587	43.766	35.734	172.8	11:01.688
6		2:06.952	48.778	42.871	35.303	174.4	13:08.640
7		2:08.205	49.053	43.365	35.787	176.1	15:16.845
8		2:07.249	48.820	42.756	35.673	171.7	17:24.094
9		2:07.013	48.392	42.803	35.818	174.4	19:31.107
10		2:09.227	48.779	43.932	36.516	174.7	21:40.334
11		2:09.010	49.098	44.044	35.868	172.2	23:49.344
12	1	2:08.185	48.950	43.567	35.668	174.7	25:57.529
13	1	2:08.313	48.901	43.589	35.823	175.0	28:05.842
14	1	2:07.612	49.246	42.822	35.544	174.7	30:13.454
15	1	2:10.130	49.412	43.919	36.799	174.4	32:23.584
16	1	2:07.402	48.912	42.921	35.569	175.3	34:30.986
17	1	2:07.463	48.822	43.021	35.620	177.9	36:38.449

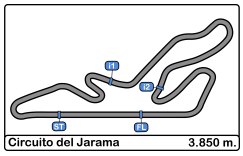

Circuito del Jarama
VI UV Endurance RACE Jarama
Carrera 4H
Tiempos Por Vuelta

18	1	2:07.688		48.870	43.050	35.768	174.4	38:46.137	76	1	2:11.825		50.038	45.016	36.771	155.1	2:52:57.647
19	1	2:08.119		48.914	43.658	35.547	172.2	40:54.256	77	1	2:22.437	P	50.769	44.535	47.133	154.9	2:55:20.084
20	1	2:07.861		48.709	43.431	35.721	176.7	43:02.117	78	2	4:06.294		2:46.171	43.825	36.298	92.3	2:59:26.378
21	1	2:07.589		48.412	43.205	35.972	175.0	45:09.706	79	2	2:09.644		50.625	43.521	35.498	166.4	3:01:36.022
22	1	2:08.090		49.281	43.088	35.721	171.4	47:17.796	80	2	2:07.504		48.738	43.229	35.537	170.8	3:03:43.526
23	1	2:08.874		48.945	43.815	36.114	174.4	49:26.670	81	2	2:07.307		48.747	43.106	35.454	170.8	3:05:50.833
24	1	2:06.856		48.714	42.812	35.330	175.3	51:33.526	82	2	2:07.535		48.863	43.312	35.360	170.8	3:07:58.368
25	1	2:08.400		48.828	43.516	36.056	176.1	53:41.926	83	2	2:07.379		48.910	43.019	35.450	169.0	3:10:05.747
26	1	2:08.218		48.921	43.313	35.984	173.9	55:50.144	84	2	2:07.089		48.278	43.261	35.550	170.0	3:12:12.836
27	1	2:08.411		49.390	43.296	35.725	170.8	57:58.555	85	2	2:07.821		48.727	43.251	35.843	166.6	3:14:20.657
28	1	2:08.713		48.865	43.400	36.448	171.4	1:00:07.268	86	2	2:07.284		48.963	42.810	35.511	164.1	3:16:27.941
29	1	2:08.373		48.851	43.032	36.490	173.9	1:02:15.641	87	2	2:06.937		48.198	43.216	35.523	168.7	3:18:34.878
30	1	2:17.577	P	49.422	43.561	44.594	166.1	1:04:33.218	88	2	2:07.711		48.619	43.028	36.064	164.1	3:20:42.589
31	2	4:07.917		2:48.724	43.339	35.854	93.4	1:08:41.135	89	2	2:08.903		49.449	42.958	36.496	165.8	3:22:51.492
32	2	2:08.023		49.388	43.050	35.585	174.7	1:10:49.158	90	2	2:07.334		48.516	43.410	35.408	171.4	3:24:58.826
33	2	2:07.147		48.251	43.490	35.406	177.0	1:12:56.305	91	2	2:07.276		49.017	42.945	35.314	165.3	3:27:06.102
34	2	2:07.149		48.955	42.986	35.208	180.3	1:15:03.454	92	2	2:07.176		48.526	43.253	35.397	163.8	3:29:13.278
35	2	2:06.341		47.984	42.757	35.600	178.2	1:17:09.795	93	2	2:09.964		48.794	44.346	36.824	164.1	3:31:23.242
36	2	2:06.469		48.618	42.540	35.311	174.7	1:19:16.264	94	2	2:06.934		48.356	43.093	35.485	170.3	3:33:30.176
37	2	2:07.886		48.479	43.283	36.124	171.9	1:21:24.150	95	2	2:07.563		48.728	43.447	35.388	169.8	3:35:37.739
38	2	2:07.038		48.551	43.290	35.197	171.9	1:23:31.188	96	2	2:06.364		48.592	42.829	34.943	170.0	3:37:44.103
39	2	2:08.348		49.739	43.154	35.455	165.1	1:25:39.536	97	2	2:08.159		48.405	43.218	36.536	170.8	3:39:52.262
40	2	2:08.691		48.669	44.270	35.752	172.8	1:27:48.227	98	2	2:11.507		50.369	44.202	36.936	158.3	3:42:03.769
41	2	2:05.829		48.121	42.460	35.248	176.7	1:29:54.056	99	2	2:25.020		50.745	48.313	45.962	157.6	3:44:28.789
42	2	2:06.127		48.288	42.559	35.280	178.5	1:32:00.183	100	2	2:31.826		59.619	52.008	40.199	117.7	3:47:00.615
43	2	2:06.366		48.171	42.752	35.443	177.6	1:34:06.549	101	2	2:09.708		49.577	44.366	35.765	158.5	3:49:10.323
44	2	2:06.661		48.257	42.660	35.744	176.7	1:36:13.210	102	2	2:09.778		49.603	44.447	35.728	164.3	3:51:20.101
45	2	2:06.394		48.349	42.750	35.295	171.4	1:38:19.604	103	2	2:08.935		49.675	43.686	35.574	167.9	3:53:29.036
46	2	2:09.140		50.081	43.242	35.817	161.1	1:40:28.744	104	2	2:33.946	P	50.655	53.310	49.981	164.1	3:56:02.982
47	2	2:07.325		48.346	43.291	35.688	177.6	1:42:36.069									
48	2	2:06.547		48.335	42.908	35.304	177.0	1:44:42.616									
49	2	2:06.946		48.610	42.938	35.398	176.7	1:46:49.562									
50	2	2:07.676		49.432	42.679	35.565	177.3	1:48:57.238									
51	2	2:06.200		48.108	42.727	35.365	177.3	1:51:03.438									
52	2	2:07.296		48.747	43.062	35.487	176.4	1:53:10.734									
53	2	2:06.618		48.170	43.173	35.275	179.7	1:55:17.352									
54	2	2:06.823		48.629	42.777	35.417	174.1	1:57:24.175									
55	2	2:06.523		48.417	42.729	35.377	174.1	1:59:30.698									
56	2	2:06.868		48.590	42.819	35.459	177.3	2:01:37.566									
57	2	2:06.856		48.663	42.860	35.333	172.5	2:03:44.422									
58	2	6:44.535	P	48.935	42.791	5:12.809	165.3	2:10:28.957									
59	1	4:50.805		3:28.279	45.783	36.743	89.7	2:15:19.762									
60	1	2:11.918		50.013	45.046	36.859	165.8	2:17:31.680									
61	1	2:11.598		49.996	44.700	36.902	166.9	2:19:43.278									
62	1	2:12.348		50.636	44.880	36.832	158.8	2:21:55.626									
63	1	2:10.186		49.172	44.561	36.453	166.6	2:24:05.812									
64	1	2:10.903		49.399	44.951	36.553	166.6	2:26:16.715									
65	1	2:12.489		50.486	45.399	36.604	156.9	2:28:29.204									
66	1	2:11.903		49.761	45.147	36.995	165.6	2:30:41.107									
67	1	2:15.961		52.662	45.511	37.788	155.8	2:32:57.068									
68	1	2:14.575		49.940	46.063	38.572	158.5	2:35:11.643									
69	1	2:12.558		50.402	45.220	36.936	155.6	2:37:24.201									
70	1	2:12.367		50.310	45.424	36.633	161.1	2:39:36.568									
71	1	2:13.432		50.447	46.215	36.770	159.5	2:41:50.000									
72	1	2:12.608		49.794	45.463	37.351	158.8	2:44:02.608									
73	1	2:16.334		49.793	46.931	39.610	163.3	2:46:18.942									
74	1	2:13.110		51.499	44.797	36.814	157.6	2:48:32.052									
75	1	2:13.770		49.773	45.800	38.197	164.3	2:50:45.822									

59		1	EFICAR TEAM, LOQUIMAY TEAM	Toyota Aygo
	AYGO	2	EFICAR TEAM, LOQUIMAY TEAM	EFICAR TEAM

Vta	D	Tiempo	Sector 1	Sector 2	Sector 3	V.Max	Elapsed
1		2:42.120	1:13.358	49.148	39.614	143.6	2:42.120
2		2:21.745	54.100	48.583	39.062	152.5	5:03.865
3		2:20.831	52.996	48.613	39.222	152.3	7:24.696
4		2:21.099	53.514	48.458	39.127	151.0	9:45.795
5		2:22.420	54.161	49.050	39.209	151.0	12:08.215
6		2:20.351	53.170	48.245	38.936	151.0	14:28.566
7		2:20.473	52.979	48.353	39.141	150.6	16:49.039
8		2:20.542	52.687	48.720	39.135	150.0	19:09.581
9		2:23.393	53.650	49.461	40.282	151.0	21:32.974
10		2:22.697	52.985	48.846	40.866	153.1	23:55.671
11	1	2:20.878	52.756	48.575	39.547	150.6	26:16.549
12	1	2:19.871	52.935	48.318	38.618	151.6	28:36.420
13	1	2:20.321	53.208	48.364	38.749	152.5	30:56.741
14	1	2:23.708	53.301	49.860	40.547	150.4	33:20.449
15	1	2:19.881	52.799	48.288	38.794	150.8	35:40.330
16	1	2:20.097	53.081	48.098	38.918	150.0	38:00.427
17	1	2:21.364	52.782	49.239	39.343	150.8	40:21.791
18	1	2:21.895	53.663	49.021	39.211	151.4	42:43.686
19	1	2:20.302	52.628	48.958	38.716	152.5	45:03.988
20	1	2:21.697	52.592	48.976	40.129	148.9	47:25.685
21	1	2:21.163	53.702	48.538	38.923	149.7	49:46.848
22	1	2:20.960	53.589	48.438	38.933	151.0	52:07.808
23	1	2:20.780	52.983	49.014	38.783	148.5	54:28.588
24	1	2:21.710	54.571	48.371	38.768	148.9	56:50.298
25	1	2:20.743	52.903	48.587	39.253	149.7	59:11.041

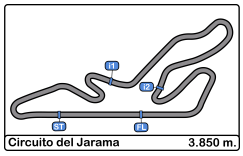

Circuito del Jarama
VI UV Endurance RACE Jarama
Carrera 4H
Tiempos Por Vuelta

26	1	2:26.991	P	53.667	48.682	44.642	149.3	1:01:38.032	84	2	2:20.761	53.262	48.470	39.029	148.1	3:28:58.298
27	2	4:17.424		2:49.250	48.421	39.753	77.3	1:05:55.456	85	2	2:21.084	53.372	48.716	38.996	146.3	3:31:19.382
28	2	2:21.849		54.159	48.389	39.301	148.3	1:08:17.305	86	2	2:22.059	53.812	48.285	39.962	145.9	3:33:41.441
29	2	2:20.659		53.049	48.309	39.301	147.9	1:10:37.964	87	2	2:22.237	54.142	48.730	39.365	147.9	3:36:03.678
30	2	2:22.336		53.065	48.964	40.307	150.8	1:13:00.300	88	2	2:21.027	53.835	48.193	38.999	148.7	3:38:24.705
31	2	2:20.916		52.814	48.540	39.562	150.0	1:15:21.216	89	2	2:21.132	52.889	48.162	40.081	148.5	3:40:45.837
32	2	2:21.454		53.273	48.619	39.562	150.0	1:17:42.670	90	2	2:20.061	53.085	48.242	38.734	150.0	3:43:05.898
33	2	2:20.392		52.943	48.461	38.988	149.7	1:20:03.062	91	2	2:25.168	55.998	48.927	40.243	136.3	3:45:31.066
34	2	2:19.944		52.583	48.338	39.023	149.5	1:22:23.006	92	2	2:24.257	55.547	49.280	39.430	129.9	3:47:55.323
35	2	2:20.956		53.352	48.654	38.950	149.1	1:24:43.962	93	2	2:21.317	53.766	48.555	38.996	146.9	3:50:16.640
36	2	2:23.803		54.455	49.759	39.589	148.9	1:27:07.765	94	2	2:20.856	53.348	48.607	38.901	146.7	3:52:37.496
37	2	2:20.944		53.308	48.539	39.097	151.2	1:29:28.709	95	2	2:23.066	53.965	48.445	40.656	146.1	3:55:00.562
38	2	2:20.514		52.884	48.442	39.188	149.7	1:31:49.223	96	2	2:23.145	53.366	48.890	40.889	148.1	3:57:23.707
39	2	2:21.409		53.028	48.623	39.758	151.4	1:34:10.632	97	2	2:24.453	53.826	48.805	41.822	149.1	3:59:48.160
40	2	2:21.951		53.772	48.850	39.329	151.0	1:36:32.583	98	2	2:20.846	53.440	48.297	39.109	149.1	4:02:09.006
41	2	2:21.559		52.775	49.652	39.132	151.4	1:38:54.142								
42	2	2:22.094		53.081	48.618	40.395	150.0	1:41:16.236								
43	2	2:21.512		54.067	48.530	38.915	148.1	1:43:37.748								
44	2	2:21.517		53.107	48.706	39.704	152.1	1:45:59.265								
45	2	2:21.894		53.281	48.881	39.732	150.2	1:48:21.159								
46	2	2:20.975		53.079	48.733	39.163	152.3	1:50:42.134								
47	2	2:21.494		53.140	48.748	39.606	149.5	1:53:03.628								
48	2	2:21.373		53.327	48.538	39.508	149.5	1:55:25.001								
49	2	2:22.280		54.611	48.697	38.972	148.7	1:57:47.281								
50	2	2:22.035		54.140	48.603	39.292	149.1	2:00:09.316								
51	2	2:21.617		52.891	48.722	40.004	150.4	2:02:30.933								
52	2	6:21.677	P	54.007	48.813	4:38.857	149.7	2:08:52.610								
53	1	4:42.963		3:14.292	49.322	39.349	80.2	2:13:35.573								
54	1	2:20.309		52.876	48.379	39.054	147.9	2:15:55.882								
55	1	2:22.127		54.706	48.428	38.993	149.3	2:18:18.009								
56	1	2:21.746		54.086	48.422	39.238	150.8	2:20:39.755								
57	1	2:20.499		53.508	48.287	38.704	152.7	2:23:00.254								
58	1	2:21.908		54.678	48.506	38.724	148.9	2:25:22.162								
59	1	2:22.621		54.348	49.341	38.932	149.1	2:27:44.783								
60	1	2:19.824		52.874	48.092	38.858	149.5	2:30:04.607								
61	1	2:20.648		53.070	48.282	39.296	147.7	2:32:25.255								
62	1	2:23.687		55.344	48.914	39.429	150.4	2:34:48.942								
63	1	2:21.762		53.444	48.798	39.520	149.3	2:37:10.704								
64	1	2:21.149		53.883	48.312	38.954	151.0	2:39:31.853								
65	1	2:20.752		53.024	48.709	39.019	148.7	2:41:52.605								
66	1	2:21.842		53.283	48.702	39.857	148.7	2:44:14.447								
67	1	2:20.801		53.733	48.091	38.977	148.7	2:46:35.248								
68	1	2:20.516		53.583	48.308	38.625	147.1	2:48:55.764								
69	1	2:21.679		54.452	48.386	38.841	150.0	2:51:17.443								
70	1	2:20.228		53.067	48.501	38.660	150.0	2:53:37.671								
71	1	2:21.200		54.017	48.323	38.860	149.1	2:55:58.871								
72	1	2:21.466		54.180	48.464	38.822	147.5	2:58:20.337								
73	1	2:26.712	P	53.470	48.519	44.723	148.7	3:00:47.049								
74	2	4:26.726		2:55.409	50.952	40.365	79.0	3:05:13.775								
75	2	2:26.154		55.220	49.905	41.029	151.6	3:07:39.929								
76	2	2:24.342		54.780	49.751	39.811	147.5	3:10:04.271								
77	2	2:23.734		54.841	48.570	40.323	143.0	3:12:28.005								
78	2	2:21.590		53.677	48.834	39.079	149.3	3:14:49.595								
79	2	2:21.622		54.091	48.476	39.055	147.9	3:17:11.217								
80	2	2:22.086		53.359	49.834	38.893	147.7	3:19:33.303								
81	2	2:21.293		52.775	48.881	39.637	150.8	3:21:54.596								
82	2	2:21.986		53.467	48.804	39.715	148.3	3:24:16.582								
83	2	2:20.955		53.285	48.616	39.054	148.9	3:26:37.537								

60

1 RIGA — Toyota Aygo

AYGO — 2 RIGA — RASANTE SPORT

Vta	D	Tiempo	Sector 1	Sector 2	Sector 3	V.Max	Elapsed
1		2:43.995	1:13.689	49.992	40.314	139.3	2:43.995
2		2:26.840	55.161	50.189	41.490	150.0	5:10.835
3		2:27.885	55.924	50.962	40.999	145.7	7:38.720
4		2:27.505	55.672	50.764	41.069	144.9	10:06.225
5		2:28.136	57.155	50.649	40.332	146.7	12:34.361
6		2:28.932	56.780	51.063	41.089	147.1	15:03.293
7		2:27.515	55.638	50.668	41.209	148.7	17:30.808
8		2:27.712	56.269	50.651	40.792	145.3	19:58.520
9		2:28.748	55.910	51.185	41.653	150.2	22:27.268
10	1	2:27.142	56.055	50.699	40.388	147.5	24:54.410
11	1	2:27.528	56.486	50.641	40.401	139.5	27:21.938
12	1	2:25.321	55.790	49.355	40.176	131.5	29:47.259
13	1	2:24.138	54.618	49.717	39.803	149.3	32:11.397
14	1	2:26.012	55.562	50.866	39.584	149.3	34:37.409
15	1	2:22.533	54.005	49.332	39.196	151.0	36:59.942
16	1	2:22.488	54.132	49.139	39.217	150.6	39:22.430
17	1	2:23.077	54.497	49.090	39.490	148.3	41:45.507
18	1	2:23.082	54.395	49.320	39.367	149.5	44:08.589
19	1	2:23.713	53.799	48.587	41.327	150.2	46:32.302
20	1	2:24.217	53.100	50.191	40.926	152.5	48:56.519
21	1	2:23.345	54.779	49.288	39.278	149.3	51:19.864
22	1	2:20.891	54.044	48.113	38.734	152.3	53:40.755
23	1	2:23.958	54.649	49.318	39.991	153.6	56:04.713
24	1	2:19.622	53.204	47.713	38.705	147.5	58:24.335
25	1	2:29.556 P	53.042	48.075	48.439	152.1	1:00:53.891
26	2	5:16.599	3:48.780	48.482	39.337	72.1	1:06:10.490
27	2	2:21.876	53.996	48.495	39.385	150.2	1:08:32.366
28	2	2:21.829	54.681	48.400	38.748	150.2	1:10:54.195
29	2	2:20.935	53.504	47.934	39.497	151.2	1:13:15.130
30	2	2:20.696	53.432	48.391	38.873	150.8	1:15:35.826
31	2	2:20.955	53.278	48.166	39.511	150.2	1:17:56.781
32	2	2:20.865	53.970	48.019	38.876	148.9	1:20:17.646
33	2	2:21.410	54.384	48.268	38.758	146.9	1:22:39.056
34	2	2:22.169	53.183	49.601	39.385	150.4	1:25:01.225
35	2	2:19.853	52.753	48.171	38.929	152.9	1:27:21.078
36	2	2:19.538	52.596	48.683	38.259	151.8	1:29:40.616
37	2	2:21.678	53.313	49.841	38.524	150.8	1:32:02.294
38	2	2:19.410	53.087	47.831	38.492	151.6	1:34:21.704
39	2	2:23.032	54.547	48.641	39.844	152.1	1:36:44.736
40	2	2:19.902	53.643	47.736	38.523	153.1	1:39:04.638

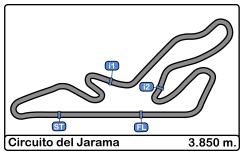

Circuito del Jarama
VI UV Endurance RACE Jarama
Carrera 4H
Tiempos Por Vuelta

41	2	2:20.488	52.930	48.598	38.960	152.7	1:41:25.126
42	2	2:26.589	57.964	48.428	40.197	136.3	1:43:51.715
43	2	2:21.559	54.051	48.325	39.183	149.5	1:46:13.274
44	2	2:19.057	52.463	48.273	38.321	154.0	1:48:32.331
45	2	2:19.800	53.272	47.750	38.778	153.8	1:50:52.131
46	2	2:20.960	53.920	47.646	39.394	149.3	1:53:13.091
47	2	2:19.751	52.578	48.036	39.137	153.6	1:55:32.842
48	2	2:19.890	53.302	48.245	38.343	150.6	1:57:52.732
49	2	2:20.219	53.571	47.603	39.045	152.5	2:00:12.951
50	2	2:19.335	52.997	47.690	38.648	151.6	2:02:32.286
51	2	2:19.369	53.082	47.905	38.382	153.6	2:04:51.655
52	2	7:46.130 P	53.776	48.465	6:03.889	151.2	2:12:37.785
53	1	8:36.228	7:08.378	48.898	38.952	69.9	2:21:14.013
54	1	2:20.582	52.968	48.347	39.267	150.8	2:23:34.595
55	1	2:21.240	54.021	48.713	38.506	150.8	2:25:55.835
56	1	2:22.103	54.528	48.677	38.898	150.8	2:28:17.938
57	1	2:21.952	54.513	48.445	38.994	148.9	2:30:39.890
58	1	2:21.849	54.851	48.224	38.774	148.7	2:33:01.739
59	1	2:20.179	52.794	48.605	38.780	151.0	2:35:21.918
60	1	2:19.976	52.978	48.267	38.731	150.4	2:37:41.894
61	1	2:21.946	54.222	48.588	39.136	150.2	2:40:03.840
62	1	2:20.107	52.900	48.387	38.820	151.0	2:42:23.947
63	1	2:21.120	53.096	48.508	39.516	148.7	2:44:45.067
64	1	2:21.147	54.011	48.261	38.875	150.4	2:47:06.214
65	1	2:20.572	53.356	48.514	38.702	150.0	2:49:26.786
66	1	2:21.186	53.783	48.341	39.062	150.4	2:51:47.972
67	1	2:19.514	52.878	48.179	38.457	150.0	2:54:07.486
68	1	2:21.611	54.585	48.409	38.617	121.8	2:56:29.097
69	1	2:19.748	52.925	48.160	38.663	149.1	2:58:48.845
70	1	2:20.396	53.079	48.602	38.715	148.3	3:01:09.241
71	1	2:20.403	53.390	48.124	38.889	149.7	3:03:29.644
72	1	2:18.986	52.621	48.103	38.262	151.6	3:05:48.630
73	1	2:20.045	53.022	48.659	38.364	151.0	3:08:08.675
74	1	2:20.550	53.502	48.404	38.644	151.2	3:10:29.225
75	1	2:26.187 P	52.243	48.195	45.749	150.6	3:12:55.412
76	2	6:16.400	4:47.544	49.886	38.970	72.4	3:19:11.812
77	2	2:21.820	53.787	48.790	39.243	148.3	3:21:33.632
78	2	2:21.156	53.790	48.423	38.943	149.3	3:23:54.788
79	2	2:22.810	53.673	50.205	38.932	146.1	3:26:17.598
80	2	2:21.459	53.670	49.023	38.766	146.9	3:28:39.057
81	2	2:20.323	53.004	48.705	38.614	148.1	3:30:59.380
82	2	2:22.352	53.114	49.509	39.729	149.1	3:33:21.732
83	2	2:22.981	54.482	48.780	39.719	149.1	3:35:44.713
84	2	2:23.390	54.811	49.136	39.443	150.0	3:38:08.103
85	2	2:22.152	54.692	48.441	39.019	149.5	3:40:30.255
86	2	2:19.138	52.602	48.204	38.332	150.2	3:42:49.393
87	2	2:28.264	53.995	54.379	39.890	150.4	3:45:17.657
88	2	2:24.194	54.803	49.899	39.492	141.3	3:47:41.851
89	2	2:20.710	52.969	49.604	38.137	150.6	3:50:02.561
90	2	2:19.820	52.902	48.423	38.495	150.4	3:52:22.381
91	2	2:18.669	52.573	47.871	38.225	148.7	3:54:41.050
92	2	2:20.234	53.506	48.235	38.493	144.5	3:57:01.284
93	2	2:19.773	52.764	47.906	39.103	149.7	3:59:21.057
94	2	2:19.827	52.926	47.935	38.966	148.9	4:01:40.884

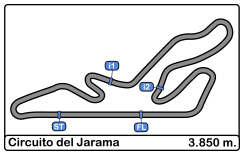

Circuito del Jarama
VI UV Endurance RACE Jarama
Carrera 4H
Análisis

Vta 1

Num	Tiempo Vta.	Dif. 1º
19	2:04.476	
18	2:05.008	00.532
16	2:05.456	00.980
21	2:08.773	04.297
6	2:08.991	04.515
2	2:09.170	04.694
54	2:09.588	05.112
35	2:11.273	06.797
10	2:11.779	07.303
50	2:12.457	07.981
41	2:13.795	09.319
9	2:14.257	09.781
15	2:16.754	12.278
31	2:17.910	13.434
4	2:18.671	14.195
5	2:20.114	15.638
36	2:20.595	16.119
44	2:20.751	16.275
37	2:21.083	16.607
34	2:21.688	17.212
33	2:22.971	18.495
56	2:23.480	19.004
8	2:23.565	19.089
42	2:24.135	19.659
47	2:24.596	20.120
51	2:24.877	20.401
45	2:25.563	21.087
1	2:25.947	21.471
58	2:26.126	21.650
53	2:26.849	22.373
46	2:26.889	22.413
49	2:28.545	24.069
55	2:29.288	24.812
43	2:29.652	25.176
39	2:35.175	30.699
38	2:37.496	33.020
48	2:37.650	33.174
57	2:38.653	34.177
40	2:38.933	34.457
52	2:39.171	34.695
26	2:41.754	37.278
59	2:42.120	37.644
60	2:43.995	39.519

Vta 2

Num	Tiempo Vta.	Dif. 1º
19	1:56.313	
18	1:56.894	01.113
16	1:56.981	01.648
6	1:57.806	06.008
21	1:59.458	07.442
2	1:59.877	08.258
54	2:00.584	09.383
35	2:02.983	13.467
10	2:02.894	13.884
50	2:02.719	14.387
41	2:01.661	14.667
9	2:05.924	19.392
15	2:06.624	22.589
31	2:07.040	24.161
4	2:07.764	25.646
44	2:06.816	26.778
37	2:06.999	27.293
5	2:08.585	27.910
36	2:09.027	28.833
34	2:08.261	29.160
8	2:06.893	29.669
1	2:06.088	31.246
56	2:08.619	31.310
33	2:11.130	33.312
42	2:10.302	33.648
51	2:10.111	34.199
46	2:08.282	34.382
47	2:10.970	34.777
58	2:09.712	35.049
45	2:11.107	35.881
53	2:10.544	36.604
49	2:10.403	38.159
55	2:10.050	38.549
43	2:11.540	40.403
39	2:15.427	49.813
48	2:18.085	54.946
52	2:17.955	56.337
38	2:19.667	56.374
57	2:19.955	57.819
40	2:20.447	58.591
26	2:21.230	1:02.195
59	2:21.745	1:03.076
60	2:26.840	1:10.046

Vta 3

Num	Tiempo Vta.	Dif. 1º
19	1:55.393	
18	1:56.392	02.112
16	1:56.488	02.743
6	1:58.527	09.142
21	1:58.621	10.670
2	1:59.738	12.603
54	2:00.911	14.901
10	2:01.224	19.715
41	2:01.760	21.034
35	2:04.536	22.610
9	2:05.791	29.790
15	2:05.042	32.238
31	2:07.214	35.982
37	2:04.732	36.632
4	2:06.994	37.247
44	2:07.378	38.763
34	2:06.690	40.457
1	2:05.455	41.308
5	2:08.935	41.452
8	2:07.850	42.126
36	2:09.496	42.936
50	2:23.942	42.936
56	2:07.513	43.430
42	2:08.819	47.074
33	2:09.791	47.710
46	2:08.935	47.924
51	2:09.376	48.182
58	2:08.707	48.363
47	2:09.724	49.108
45	2:08.934	49.422
53	2:09.252	50.463
49	2:10.060	52.826
55	2:10.186	53.342
43	2:11.970	56.980
39	2:14.988	1:09.408
48	2:15.303	1:14.856
52	2:14.120	1:15.064
38	2:18.838	1:19.819
40	2:17.121	1:20.319
57	2:19.256	1:21.682
26	2:20.549	1:27.351
59	2:20.831	1:28.514
60	2:27.885	1:42.538

Vta 4

Num	Tiempo Vta.	Dif. 1º
19	1:55.222	
18	1:56.020	02.910
16	1:55.702	03.223
6	1:58.443	12.363
21	1:57.537	12.985
2	2:00.477	17.858
54	2:02.003	21.682
10	2:01.297	25.790
41	2:00.303	26.115
35	2:03.962	31.350
9	2:05.745	40.313
15	2:03.940	40.956
37	2:04.460	45.870
31	2:08.269	49.029
4	2:07.538	49.563
1	2:03.650	49.736
34	2:06.469	51.704
44	2:08.184	51.725
8	2:06.537	53.441
36	2:07.450	55.164
5	2:09.405	55.635
56	2:07.585	55.793
42	2:08.848	1:00.700
33	2:08.428	1:00.916
58	2:08.056	1:01.197
46	2:08.739	1:01.441
51	2:09.090	1:02.050
47	2:08.769	1:02.655
45	2:08.889	1:03.089
53	2:08.873	1:04.114
49	2:10.573	1:08.177
43	2:11.573	1:13.331
14	9:20.824	3 Laps
39	2:15.294	1:29.480
52	2:12.958	1:32.800
48	2:16.152	1:35.786
40	2:16.742	1:41.839
38	2:19.721	1:44.318
57	2:19.292	1:45.752
26	2:21.380	1:53.509
59	2:21.099	1:54.391

Vta 5

Num	Tiempo Vta.	Dif. 1º
19	1:55.878	
18	1:56.188	03.220
16	1:56.402	03.747
21	1:58.547	15.654
6	2:00.851	17.336
60	2:27.505	1 Lap
2	2:00.831	22.811
54	2:00.928	26.732
10	2:00.046	29.958
41	2:00.289	30.526
35	2:04.746	40.218
15	2:04.976	50.054
9	2:06.444	50.879
37	2:04.713	54.705
31	2:07.925	1:01.076
1	2:07.301	1:01.159
34	2:07.323	1:03.149
4	2:09.741	1:03.426
44	2:08.693	1:04.540
8	2:07.476	1:05.039
36	2:06.612	1:05.898
5	2:07.865	1:07.622
56	2:07.984	1:07.899
42	2:08.832	1:13.654
33	2:08.770	1:13.808

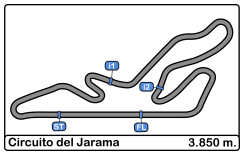

Circuito del Jarama
VI UV Endurance RACE Jarama
Carrera 4H
Análisis

58	2:09.087	1:14.406
46	2:09.006	1:14.569
51	2:08.833	1:15.005
47	2:08.842	1:15.619
45	2:09.566	1:16.777
53	2:09.158	1:17.394
49	2:10.951	1:23.250
43	2:11.819	1:29.272
14	2:05.921	3 Laps
39	2:11.581	1:45.183
52	2:12.067	1:48.989
48	2:15.727	1:55.635

Num	Tiempo Vta.	Dif. 1º
Vta 6		
19	1:56.000	
18	1:56.770	03.990
16	1:58.454	06.201
40	2:18.282	1 Lap
38	2:18.513	1 Lap
57	2:19.979	1 Lap
21	1:58.242	17.896
6	1:59.099	20.435
26	2:22.371	1 Lap
59	2:22.420	1 Lap
2	1:59.644	26.455
54	2:01.156	31.888
10	2:00.042	34.000
41	2:00.250	34.776
35	2:04.944	49.162
60	2:28.136	1 Lap
15	2:04.686	58.740
9	2:05.016	59.895
37	2:04.371	1:03.076
1	2:02.051	1:07.210
31	2:07.558	1:12.634
4	2:06.363	1:13.789
34	2:07.049	1:14.198
8	2:06.139	1:15.178
44	2:07.609	1:16.149
36	2:06.626	1:16.524
56	2:07.401	1:19.300

5	2:08.808	1:20.430
33	2:07.391	1:25.199
58	2:06.952	1:25.358
46	2:07.153	1:25.722
42	2:09.265	1:26.919
51	2:08.216	1:27.221
47	2:08.173	1:27.792
45	2:07.645	1:28.422
53	2:08.333	1:29.727
49	2:10.468	1:37.718
43	2:11.650	1:44.922
14	2:03.781	3 Laps

Num	Tiempo Vta.	Dif. 1º
Vta 7		
19	1:56.422	
18	1:57.041	04.609
16	1:56.484	06.263
39	2:14.755	1 Lap
52	2:12.600	1 Lap
21	1:58.827	20.301
6	1:58.989	23.002
48	2:22.534	1 Lap
40	2:17.398	1 Lap
2	1:59.856	29.889
38	2:19.294	1 Lap
54	2:01.114	36.580
57	2:19.897	1 Lap
10	1:59.871	37.449
41	2:00.346	38.700
26	2:20.048	1 Lap
59	2:20.351	1 Lap
35	2:03.565	56.305
15	2:03.525	1:05.843
9	2:03.559	1:07.032
37	2:04.444	1:11.098
1	2:02.612	1:13.400
60	2:28.932	1 Lap
31	2:07.475	1:23.687
4	2:07.051	1:24.418
34	2:07.108	1:24.884
8	2:07.280	1:26.036

44	2:07.538	1:27.265
36	2:07.364	1:27.466
56	2:07.718	1:30.596
5	2:07.207	1:31.215
46	2:04.554	1:33.854
33	2:07.360	1:36.137
58	2:08.205	1:37.141
42	2:08.070	1:38.567
51	2:07.908	1:38.707
47	2:07.879	1:39.249
45	2:07.898	1:39.898
53	2:10.225	1:43.530
49	2:09.998	1:51.294
14	2:03.769	3 Laps

Num	Tiempo Vta.	Dif. 1º
Vta 8		
19	1:56.098	
18	1:56.663	05.174
43	2:13.392	1 Lap
16	1:56.553	06.718
21	1:59.811	24.014
52	2:11.466	1 Lap
6	1:58.755	25.659
39	2:17.318	1 Lap
2	1:59.528	33.319
54	2:01.635	42.117
10	2:00.984	42.335
41	2:00.358	42.960
48	2:22.736	1 Lap
40	2:19.784	1 Lap
38	2:20.095	1 Lap
57	2:19.266	1 Lap
35	2:04.125	1:04.332
26	2:20.571	1 Lap
59	2:20.473	1 Lap
15	2:04.028	1:13.773
9	2:03.572	1:14.506
1	2:02.236	1:19.538
37	2:04.559	1:19.559
4	2:06.047	1:34.367
31	2:08.503	1:36.092

34	2:07.593	1:36.379
8	2:07.097	1:37.035
36	2:07.877	1:39.245
44	2:08.333	1:39.500
56	2:07.319	1:41.817
5	2:07.584	1:42.701
46	2:05.127	1:42.883
33	2:08.058	1:48.097
58	2:07.249	1:48.292
42	2:08.206	1:50.675
51	2:08.206	1:50.815
47	2:08.374	1:51.525
45	2:07.973	1:51.773
60	2:27.515	1 Lap

Num	Tiempo Vta.	Dif. 1º
Vta 9		
19	1:57.030	
53	2:10.145	1 Lap
14	2:03.211	4 Laps
18	1:56.637	04.781
16	1:57.024	06.712
49	2:13.056	1 Lap
43	2:12.847	1 Lap
21	1:58.153	25.137
6	1:58.241	26.870
2	1:59.461	35.750
52	2:14.143	1 Lap
10	1:59.738	45.043
54	2:00.735	45.822
41	2:00.163	46.093
39	2:15.410	1 Lap
48	2:17.529	1 Lap
35	2:05.588	1:12.890
40	2:19.586	1 Lap
38	2:19.136	1 Lap
15	2:03.332	1:20.075
9	2:03.424	1:20.900
57	2:20.393	1 Lap
1	2:01.659	1:24.167
37	2:04.636	1:27.165
26	2:20.955	1 Lap

59	2:20.542	1 Lap
4	2:05.510	1:42.847
34	2:05.000	1:44.349
31	2:07.192	1:46.254
8	2:07.024	1:47.029
36	2:06.516	1:48.731
44	2:07.053	1:49.523
46	2:04.613	1:50.466
56	2:07.084	1:51.871
5	2:08.103	1:53.774

Num	Tiempo Vta.	Dif. 1º
Vta 10		
19	1:58.019	
58	2:07.013	1 Lap
33	2:08.425	1 Lap
42	2:08.305	1 Lap
51	2:08.281	1 Lap
18	1:57.948	04.710
45	2:08.305	1 Lap
47	2:08.970	1 Lap
16	1:56.959	05.652
14	2:03.597	4 Laps
53	2:12.031	1 Lap
49	2:11.139	1 Lap
21	1:57.745	24.863
6	1:58.345	27.196
60	2:27.712	2 Laps
43	2:12.643	1 Lap
2	1:59.534	37.265
10	2:00.218	47.242
41	1:59.383	47.457
54	2:00.879	48.682
52	2:14.346	1 Lap
39	2:11.973	1 Lap
35	2:04.052	1:18.923
15	2:06.566	1:28.622
1	2:02.480	1:28.628
9	2:06.385	1:29.266
37	2:05.436	1:34.582
48	2:19.949	1 Lap
40	2:19.722	1 Lap

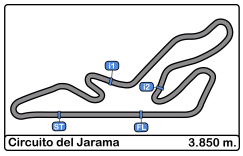

Circuito del Jarama
VI UV Endurance RACE Jarama
Carrera 4H
Análisis

38	2:19.478	1 Lap
57	2:19.205	1 Lap
4	2:05.507	1:50.335
34	2:04.854	1:51.184
31	2:06.364	1:54.599
8	2:07.295	1:56.305

Num	Tiempo Vta.	Dif. 1º
Vta 11		
19	1:57.601	
46	2:05.329	1 Lap
36	2:07.408	1 Lap
44	2:07.638	1 Lap
56	2:06.855	1 Lap
26	2:22.842	2 Laps
18	1:57.139	04.248
59	2:23.393	2 Laps
16	1:57.167	05.218
5	2:08.368	1 Lap
58	2:09.227	1 Lap
33	2:09.088	1 Lap
51	2:08.104	1 Lap
42	2:09.331	1 Lap
14	2:03.464	4 Laps
45	2:08.757	1 Lap
47	2:08.758	1 Lap
21	1:58.411	25.673
6	1:58.539	28.134
53	2:11.237	1 Lap
49	2:10.241	1 Lap
2	1:59.679	39.343
10	2:00.395	50.036
41	2:00.457	50.313
54	1:59.996	51.077
43	2:15.287	1 Lap
60	2:28.748	2 Laps
52	2:12.298	1 Lap
39	2:11.341	1 Lap
35	2:03.606	1:24.928
1	2:01.317	1:32.344
15	2:03.617	1:34.638
9	2:04.340	1:36.005

37	2:04.547	1:41.528
48	2:16.738	1 Lap
40	2:16.592	1 Lap

Num	Tiempo Vta.	Dif. 1º
Vta 12		
19	1:57.323	
4	2:05.938	1 Lap
34	2:05.458	1 Lap
18	1:57.648	04.573
16	1:58.014	05.909
38	2:20.388	2 Laps
31	2:07.362	1 Lap
46	2:04.532	1 Lap
36	2:06.349	1 Lap
8	2:08.779	1 Lap
57	2:20.308	2 Laps
44	2:08.138	1 Lap
56	2:06.908	1 Lap
5	2:08.427	1 Lap
14	2:03.658	4 Laps
58	2:09.010	1 Lap
33	2:08.933	1 Lap
51	2:08.215	1 Lap
45	2:07.563	1 Lap
26	2:21.643	2 Laps
21	1:59.236	27.586
42	2:09.618	1 Lap
47	2:09.264	1 Lap
6	1:58.519	29.330
59	2:22.697	2 Laps
53	2:09.729	1 Lap
2	2:00.109	42.129
49	2:09.693	1 Lap
10	1:59.145	51.858
41	1:59.401	52.391
54	1:59.945	53.699
43	2:10.627	1 Lap
52	2:12.970	1 Lap
39	2:11.103	1 Lap
60	2:27.142	2 Laps
35	2:03.766	1:31.371

1	2:01.314	1:36.335
15	2:03.114	1:40.429
9	2:02.073	1:40.755
37	2:04.637	1:48.842

Num	Tiempo Vta.	Dif. 1º
Vta 13		
19	1:56.457	
18	1:57.997	06.113
16	1:56.953	06.405
4	2:06.592	1 Lap
34	2:06.854	1 Lap
31	2:05.310	1 Lap
46	2:05.457	1 Lap
36	2:06.942	1 Lap
8	2:06.790	1 Lap
44	2:07.323	1 Lap
56	2:07.422	1 Lap
48	2:24.844	2 Laps
40	2:23.273	2 Laps
14	2:03.305	4 Laps
38	2:19.255	2 Laps
5	2:08.965	1 Lap
21	1:59.823	30.952
6	1:59.588	32.461
57	2:19.242	2 Laps
58	2:08.185	1 Lap
33	2:07.547	1 Lap
45	2:07.799	1 Lap
51	2:09.060	1 Lap
42	2:07.930	1 Lap
47	2:07.560	1 Lap
2	2:04.314	49.986
26	2:21.958	2 Laps
59	2:20.878	2 Laps
53	2:10.295	1 Lap
10	1:59.529	54.930
41	1:59.463	55.397
54	1:58.858	56.100
49	2:10.666	1 Lap
43	2:10.153	1 Lap
35	2:03.785	1:38.699

1	2:01.830	1:41.708
39	2:13.706	1 Lap
52	2:15.141	1 Lap
15	2:03.200	1:47.172
9	2:03.386	1:47.684

Num	Tiempo Vta.	Dif. 1º
Vta 14		
19	1:56.938	
37	2:06.867	1 Lap
60	2:27.528	3 Laps
18	1:56.594	05.769
16	1:56.473	05.940
4	2:06.257	1 Lap
34	2:05.768	1 Lap
31	2:03.975	1 Lap
46	2:04.253	1 Lap
36	2:06.736	1 Lap
8	2:08.772	1 Lap
21	1:59.798	33.812
56	2:07.113	1 Lap
44	2:07.831	1 Lap
14	2:03.185	4 Laps
6	2:00.971	36.494
5	2:09.011	1 Lap
58	2:08.313	1 Lap
33	2:08.233	1 Lap
45	2:07.363	1 Lap
51	2:09.497	1 Lap
42	2:08.630	1 Lap
47	2:08.643	1 Lap
38	2:19.384	2 Laps
48	2:25.172	2 Laps
2	2:01.413	54.461
40	2:25.768	2 Laps
57	2:19.139	2 Laps
10	1:59.902	57.894
41	2:00.316	58.775
54	2:00.545	59.707
53	2:10.208	1 Lap
49	2:10.038	1 Lap
26	2:20.607	2 Laps

59	2:19.871	2 Laps
43	2:09.836	1 Lap
35	2:03.290	1:45.051
1	2:00.395	1:45.165
15	2:03.252	1:53.486
9	2:03.069	1:53.815

Num	Tiempo Vta.	Dif. 1º
Vta 15		
19	1:56.418	
39	2:12.737	2 Laps
16	1:55.794	05.316
52	2:12.120	2 Laps
18	1:57.230	06.581
37	2:06.052	1 Lap
34	2:05.171	1 Lap
4	2:06.538	1 Lap
60	2:25.321	3 Laps
31	2:05.447	1 Lap
46	2:04.992	1 Lap
21	1:57.748	35.142
36	2:06.611	1 Lap
6	2:00.324	40.400
14	2:03.510	4 Laps
8	2:08.367	1 Lap
56	2:07.724	1 Lap
44	2:07.648	1 Lap
5	2:08.670	1 Lap
33	2:07.188	1 Lap
58	2:07.612	1 Lap
45	2:07.194	1 Lap
2	2:01.943	59.986
10	2:00.978	1:02.454
42	2:08.463	1 Lap
41	2:01.437	1:03.794
54	2:00.659	1:03.948
47	2:09.155	1 Lap
51	2:12.557	1 Lap
38	2:18.883	2 Laps
40	2:17.795	2 Laps
48	2:20.639	2 Laps
57	2:20.237	2 Laps

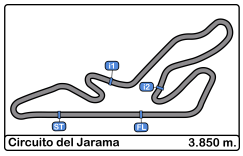

Circuito del Jarama
VI UV Endurance RACE Jarama
Carrera 4H
Análisis

Num	Tiempo Vta.	Dif. 1º
53	2:09.817	1 Lap
49	2:09.516	1 Lap
26	2:20.005	2 Laps
59	2:20.321	2 Laps
43	2:10.121	1 Lap
1	2:02.397	1:51.144
35	2:04.634	1:53.267

Vta 16

Num	Tiempo Vta.	Dif. 1º
19	1:56.734	
16	1:55.840	04.422
15	2:04.152	1 Lap
9	2:04.574	1 Lap
18	1:56.103	05.950
37	2:04.641	1 Lap
39	2:11.458	2 Laps
52	2:11.531	2 Laps
34	2:04.972	1 Lap
21	2:00.463	38.871
31	2:05.473	1 Lap
4	2:07.423	1 Lap
6	1:58.866	42.532
46	2:07.143	1 Lap
14	2:02.720	4 Laps
36	2:07.183	1 Lap
8	2:05.733	1 Lap
56	2:06.742	1 Lap
44	2:06.914	1 Lap
60	2:24.138	3 Laps
2	2:00.140	1:03.392
10	2:00.326	1:06.046
5	2:09.399	1 Lap
41	2:00.699	1:07.759
54	2:01.963	1:09.177
33	2:09.723	1 Lap
58	2:10.130	1 Lap
45	2:09.354	1 Lap
42	2:08.439	1 Lap
47	2:07.765	1 Lap
51	2:12.436	1 Lap
53	2:09.902	1 Lap

Num	Tiempo Vta.	Dif. 1º
40	2:16.700	2 Laps
38	2:19.418	2 Laps
48	2:17.327	2 Laps
57	2:18.817	2 Laps
49	2:09.217	1 Lap
1	2:02.072	1:56.482

Vta 17

Num	Tiempo Vta.	Dif. 1º
19	1:57.235	
16	1:56.861	04.048
35	2:06.266	1 Lap
43	2:12.504	2 Laps
18	1:58.199	06.914
26	2:23.245	3 Laps
15	2:03.216	1 Lap
59	2:23.708	3 Laps
9	2:03.149	1 Lap
37	2:04.587	1 Lap
52	2:11.048	2 Laps
39	2:11.670	2 Laps
21	1:59.759	41.395
6	2:00.730	46.027
34	2:06.150	1 Lap
31	2:06.779	1 Lap
46	2:05.784	1 Lap
4	2:07.382	1 Lap
14	2:02.149	4 Laps
36	2:06.910	1 Lap
8	2:06.009	1 Lap
56	2:07.259	1 Lap
44	2:07.875	1 Lap
2	2:00.997	1:07.154
41	2:01.626	1:12.150
54	2:00.528	1:12.470
10	2:07.545	1:16.356
5	2:09.779	1 Lap
33	2:07.319	1 Lap
58	2:07.402	1 Lap
45	2:08.629	1 Lap
42	2:07.891	1 Lap
47	2:07.959	1 Lap

Num	Tiempo Vta.	Dif. 1º
60	2:26.012	3 Laps
51	2:11.919	1 Lap
53	2:09.660	1 Lap
40	2:16.467	2 Laps
49	2:10.116	1 Lap
48	2:16.626	2 Laps

Vta 18

Num	Tiempo Vta.	Dif. 1º
19	1:58.254	
38	2:19.392	3 Laps
1	2:02.305	1 Lap
16	1:57.522	03.316
18	1:56.747	05.407
57	2:19.611	3 Laps
50	28:38.118	14 Laps
35	2:03.839	1 Lap
15	2:03.268	1 Lap
9	2:02.881	1 Lap
43	2:11.937	2 Laps
26	2:19.929	3 Laps
59	2:19.881	3 Laps
37	2:04.834	1 Lap
21	1:59.365	42.506
6	2:00.004	47.777
52	2:12.961	2 Laps
39	2:13.830	2 Laps
34	2:05.611	1 Lap
31	2:04.494	1 Lap
46	2:03.955	1 Lap
14	2:02.276	4 Laps
4	2:06.588	1 Lap
36	2:06.925	1 Lap
8	2:06.137	1 Lap
2	2:01.287	1:10.187
56	2:07.359	1 Lap
41	2:00.512	1:14.408
54	2:00.670	1:14.886
44	2:09.023	1 Lap
10	2:00.770	1:18.872
5	2:07.936	1 Lap
33	2:07.297	1 Lap

Num	Tiempo Vta.	Dif. 1º
58	2:07.463	1 Lap
45	2:07.462	1 Lap
47	2:08.065	1 Lap
42	2:09.092	1 Lap
51	2:11.130	1 Lap
60	2:22.533	3 Laps

Vta 19

Num	Tiempo Vta.	Dif. 1º
19	1:56.844	
53	2:09.988	2 Laps
16	1:56.263	02.735
18	1:56.618	05.181
1	2:02.976	1 Lap
49	2:10.512	2 Laps
35	2:04.177	1 Lap
40	2:18.770	3 Laps
50	2:06.463	14 Laps
15	2:03.483	1 Lap
9	2:04.318	1 Lap
48	2:21.972	3 Laps
38	2:20.342	3 Laps
57	2:19.128	3 Laps
43	2:10.151	2 Laps
37	2:05.489	1 Lap
21	1:57.657	43.319
6	2:00.266	51.199
26	2:20.432	3 Laps
59	2:20.097	3 Laps
34	2:06.563	1 Lap
31	2:05.144	1 Lap
14	2:04.279	4 Laps
46	2:05.431	1 Lap
52	2:13.649	2 Laps
39	2:14.614	2 Laps
4	2:07.711	1 Lap
2	2:02.018	1:15.361
41	2:00.767	1:18.331
54	2:00.463	1:18.505
36	2:08.609	1 Lap
8	2:07.865	1 Lap
10	2:00.046	1:22.074

Num	Tiempo Vta.	Dif. 1º
56	2:07.351	1 Lap
44	2:08.597	1 Lap
5	2:08.420	1 Lap
33	2:08.062	1 Lap
58	2:07.688	1 Lap
45	2:07.609	1 Lap
47	2:08.587	1 Lap
42	2:08.879	1 Lap

Vta 20

Num	Tiempo Vta.	Dif. 1º
19	1:56.347	
16	1:56.214	02.602
18	1:56.460	05.294
51	2:10.847	2 Laps
1	2:01.486	1 Lap
53	2:09.671	2 Laps
60	2:22.488	4 Laps
49	2:09.095	2 Laps
35	2:02.892	1 Lap
50	2:02.659	14 Laps
15	2:02.904	1 Lap
9	2:02.554	1 Lap
40	2:18.266	3 Laps
48	2:15.603	3 Laps
21	1:59.083	46.055
43	2:09.665	2 Laps
38	2:19.808	3 Laps
57	2:19.569	3 Laps
37	2:06.079	1 Lap
6	1:59.952	54.804
34	2:06.464	1 Lap
31	2:06.180	1 Lap
14	2:06.296	4 Laps
46	2:06.441	1 Lap
26	2:21.231	3 Laps
2	2:00.952	1:19.966
59	2:21.364	3 Laps
4	2:06.246	1 Lap
54	2:00.603	1:22.761
41	2:02.141	1:24.125
52	2:14.848	2 Laps

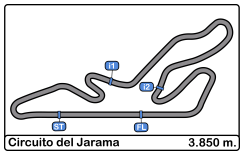

Circuito del Jarama
VI UV Endurance RACE Jarama
Carrera 4H
Análisis

10	1:58.805	1:24.532
39	2:13.309	2 Laps
8	2:05.862	1 Lap
36	2:07.789	1 Lap
56	2:06.910	1 Lap
44	2:07.584	1 Lap
5	2:07.531	1 Lap
33	2:08.167	1 Lap
58	2:08.119	1 Lap
45	2:07.278	1 Lap

Num	Tiempo Vta.	Dif. 1º
Vta 21		
19	1:57.023	
16	1:56.063	01.642
47	2:09.766	2 Laps
42	2:09.438	2 Laps
18	1:56.310	04.581
1	2:01.538	1 Lap
51	2:12.007	2 Laps
53	2:09.594	2 Laps
35	2:04.649	1 Lap
50	2:04.452	14 Laps
15	2:03.115	1 Lap
9	2:02.569	1 Lap
49	2:12.016	2 Laps
60	2:23.077	4 Laps
21	1:58.958	47.990
6	2:00.577	58.358
43	2:10.791	2 Laps
37	2:06.732	1 Lap
40	2:22.148	3 Laps
48	2:20.829	3 Laps
38	2:18.945	3 Laps
57	2:19.837	3 Laps
31	2:04.461	1 Lap
14	2:04.389	4 Laps
2	2:00.306	1:23.249
46	2:07.282	1 Lap
34	2:09.427	1 Lap
54	2:00.786	1:26.524
10	1:59.818	1:27.327
41	2:01.634	1:28.736
52	2:11.369	2 Laps
39	2:12.350	2 Laps
8	2:06.570	1 Lap
36	2:07.124	1 Lap
26	2:21.985	3 Laps
59	2:21.895	3 Laps
56	2:07.408	1 Lap
4	2:22.667	1 Lap

Num	Tiempo Vta.	Dif. 1º
Vta 22		
19	1:58.099	
16	1:56.785	00.328
44	2:16.002	2 Laps
18	1:57.235	03.717
5	2:08.172	2 Laps
58	2:07.861	2 Laps
33	2:08.495	2 Laps
45	2:08.452	2 Laps
42	2:08.298	2 Laps
47	2:09.130	2 Laps
1	2:00.176	1 Lap
51	2:10.140	2 Laps
50	2:01.961	14 Laps
53	2:10.020	2 Laps
15	2:03.639	1 Lap
35	2:06.479	1 Lap
9	2:04.297	1 Lap
49	2:08.440	2 Laps
21	1:59.283	49.174
6	1:59.903	1:00.162
60	2:23.082	4 Laps
43	2:10.901	2 Laps
37	2:11.365	1 Lap
40	2:17.839	3 Laps
48	2:16.429	3 Laps
2	2:02.418	1:27.568
31	2:06.228	1 Lap
14	2:06.053	4 Laps
54	2:02.072	1:30.497
38	2:18.781	3 Laps
10	2:01.702	1:30.930
41	2:00.574	1:31.211
46	2:05.933	1 Lap
34	2:08.133	1 Lap
57	2:21.256	3 Laps
8	2:06.273	1 Lap
36	2:06.815	1 Lap
39	2:10.714	2 Laps
52	2:12.619	2 Laps
56	2:07.207	1 Lap
4	2:07.296	1 Lap

Num	Tiempo Vta.	Dif. 1º
Vta 23		
16	1:56.326	
19	1:56.926	00.272
18	1:55.866	02.929
59	2:20.302	4 Laps
26	2:22.124	4 Laps
5	2:08.322	2 Laps
58	2:07.589	2 Laps
33	2:07.832	2 Laps
45	2:07.309	2 Laps
42	2:08.332	2 Laps
1	2:01.983	1 Lap
47	2:08.499	2 Laps
50	2:02.384	14 Laps
15	2:03.300	1 Lap
9	2:03.352	1 Lap
51	2:11.531	2 Laps
35	2:05.489	1 Lap
21	1:58.451	50.971
53	2:11.708	2 Laps
49	2:09.134	2 Laps
6	1:59.855	1:03.363
43	2:09.809	2 Laps
2	2:02.448	1:33.362
54	2:00.601	1:34.444
10	2:00.856	1:35.132
41	2:00.994	1:35.551
14	2:04.801	4 Laps
60	2:23.713	4 Laps
31	2:06.489	1 Lap
46	2:09.758	1 Lap
40	2:19.290	3 Laps
34	2:09.285	1 Lap
48	2:21.169	3 Laps
38	2:19.028	3 Laps

Num	Tiempo Vta.	Dif. 1º
Vta 24		
16	1:56.724	
19	1:56.860	00.408
8	2:06.798	2 Laps
18	1:57.253	03.458
57	2:20.091	4 Laps
36	2:07.161	2 Laps
56	2:07.625	2 Laps
39	2:12.320	3 Laps
52	2:12.140	3 Laps
4	2:15.480	2 Laps
5	2:07.992	2 Laps
58	2:08.090	2 Laps
45	2:07.999	2 Laps
33	2:08.630	2 Laps
1	2:02.464	1 Lap
59	2:21.697	4 Laps
26	2:21.183	4 Laps
47	2:08.627	2 Laps
42	2:09.556	2 Laps
50	2:02.094	14 Laps
15	2:03.481	1 Lap
21	1:59.550	53.797
9	2:03.320	1 Lap
35	2:04.319	1 Lap
51	2:12.322	2 Laps
6	2:00.155	1:06.794
53	2:09.420	2 Laps
49	2:09.363	2 Laps
37	4:08.800	2 Laps
2	2:00.519	1:37.157
10	1:59.426	1:37.834
41	2:01.085	1:39.912
43	2:10.899	2 Laps
54	2:03.563	1:41.283
14	2:02.186	4 Laps
31	2:04.442	1 Lap

Num	Tiempo Vta.	Dif. 1º
Vta 25		
16	1:57.079	
19	1:57.075	00.404
18	1:57.156	03.535
34	2:10.080	2 Laps
60	2:24.217	5 Laps
8	2:07.773	2 Laps
48	2:18.129	4 Laps
36	2:07.238	2 Laps
40	2:21.738	4 Laps
38	2:18.854	4 Laps
56	2:07.809	2 Laps
39	2:09.303	3 Laps
52	2:10.412	3 Laps
57	2:19.075	4 Laps
4	2:07.983	2 Laps
1	2:01.814	1 Lap
5	2:07.711	2 Laps
58	2:08.874	2 Laps
45	2:08.485	2 Laps
33	2:08.591	2 Laps
47	2:09.205	2 Laps
42	2:08.924	2 Laps
50	2:03.451	14 Laps
21	1:59.518	56.236
59	2:21.163	4 Laps
15	2:04.110	1 Lap
9	2:04.597	1 Lap
26	2:23.656	4 Laps
35	2:04.182	1 Lap
6	1:59.937	1:09.652
51	2:10.615	2 Laps
53	2:09.694	2 Laps
49	2:08.464	2 Laps
37	2:05.109	2 Laps
10	1:59.611	1:40.366
2	2:01.675	1:41.753

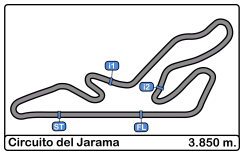

Circuito del Jarama
VI UV Endurance RACE Jarama
Carrera 4H
Análisis

41	2:00.007	1:42.840
54	1:59.863	1:44.067
14	2:03.678	4 Laps
43	2:11.167	2 Laps

Num	Tiempo Vta.	Dif. 1º

Vta 26

16	1:55.866	
19	1:56.732	01.270
31	2:06.597	2 Laps
18	1:55.749	03.418
46	4:07.577	3 Laps
8	2:06.053	2 Laps
34	2:14.152	2 Laps
36	2:07.302	2 Laps
56	2:08.457	2 Laps
48	2:15.704	4 Laps
39	2:09.161	3 Laps
60	2:23.345	5 Laps
40	2:17.983	4 Laps
52	2:11.191	3 Laps
4	2:08.685	2 Laps
38	2:19.638	4 Laps
1	2:02.621	1 Lap
57	2:19.543	4 Laps
5	2:07.684	2 Laps
58	2:06.856	2 Laps
45	2:07.166	2 Laps
33	2:07.341	2 Laps
21	1:57.735	58.105
47	2:08.879	2 Laps
42	2:09.179	2 Laps
15	2:03.353	1 Lap
9	2:02.658	1 Lap
35	2:04.570	1 Lap
6	1:59.688	1:13.474
59	2:20.960	4 Laps
26	2:20.983	4 Laps
51	2:08.744	2 Laps
53	2:09.168	2 Laps
49	2:08.904	2 Laps
10	1:59.758	1:44.258

2	1:59.501	1:45.388
41	2:00.156	1:47.130
54	1:59.705	1:47.906
37	2:07.632	2 Laps

Num	Tiempo Vta.	Dif. 1º

Vta 27

16	1:56.747	
19	1:57.316	01.839
14	2:05.083	5 Laps
31	2:06.863	2 Laps
46	2:03.925	3 Laps
43	2:13.490	3 Laps
8	2:06.436	2 Laps
36	2:07.428	2 Laps
56	2:08.315	2 Laps
4	2:06.948	2 Laps
1	2:04.850	1 Lap
39	2:11.862	3 Laps
48	2:16.846	4 Laps
52	2:13.199	3 Laps
40	2:18.147	4 Laps
21	1:59.710	1:01.068
5	2:07.576	2 Laps
60	2:20.891	5 Laps
58	2:08.400	2 Laps
45	2:08.139	2 Laps
33	2:08.056	2 Laps
38	2:20.889	4 Laps
57	2:19.414	4 Laps
15	2:03.183	1 Lap
9	2:02.887	1 Lap
6	1:59.730	1:16.457
42	2:09.744	2 Laps
47	2:10.744	2 Laps
35	2:04.202	1 Lap
51	2:09.314	2 Laps
53	2:09.757	2 Laps
10	2:00.984	1:48.495
59	2:20.780	4 Laps
41	2:00.145	1:50.528
54	2:00.223	1:51.382

49	2:11.381	2 Laps
26	2:23.478	4 Laps
2	2:06.798	1:55.439

Num	Tiempo Vta.	Dif. 1º

Vta 28

16	1:56.260	
37	2:02.710	3 Laps
14	2:01.678	5 Laps
19	2:03.627	09.206
31	2:04.499	2 Laps
46	2:05.472	3 Laps
43	2:10.668	3 Laps
8	2:06.254	2 Laps
36	2:07.396	2 Laps
18	4:38.427	1 Lap
56	2:08.442	2 Laps
1	2:02.348	1 Lap
4	2:07.227	2 Laps
34	4:38.502	3 Laps
58	2:08.218	2 Laps
52	2:13.959	3 Laps
45	2:08.297	2 Laps
33	2:08.357	2 Laps
5	2:10.662	2 Laps
39	2:21.449	3 Laps
6	2:01.864	1:22.061
15	2:05.539	1 Lap
9	2:05.510	1 Lap
35	2:04.368	1 Lap
38	2:19.097	4 Laps
60	2:23.958	5 Laps
42	2:09.122	2 Laps
47	2:09.063	2 Laps
48	2:33.745	4 Laps
40	2:30.116	4 Laps
57	2:19.799	4 Laps
10	2:00.889	1:53.124
41	1:59.741	1:54.009
54	2:01.256	1:56.378

Num	Tiempo Vta.	Dif. 1º

Vta 29

16	1:58.297	
51	2:10.724	3 Laps
53	2:13.133	3 Laps
37	2:03.420	3 Laps
49	2:10.830	3 Laps
14	2:02.884	5 Laps
59	2:21.710	5 Laps
26	2:21.157	5 Laps
31	2:05.255	2 Laps
46	2:04.682	3 Laps
19	2:32.689	43.598
8	2:06.784	2 Laps
43	2:19.660	3 Laps
21	3:49.164	1 Lap
36	2:07.659	2 Laps
1	2:02.254	1 Lap
56	2:07.913	2 Laps
4	2:08.159	2 Laps
34	2:12.073	3 Laps
58	2:08.411	2 Laps
33	2:07.776	2 Laps
45	2:08.876	2 Laps
5	2:09.041	2 Laps
15	2:02.876	1 Lap
9	2:05.770	1 Lap
52	2:15.893	3 Laps
35	2:04.234	1 Lap
42	2:07.924	2 Laps
47	2:07.871	2 Laps
38	2:19.169	4 Laps
60	2:19.622	5 Laps
10	2:00.083	1:54.910
57	2:19.199	4 Laps

Num	Tiempo Vta.	Dif. 1º

Vta 30

16	1:56.514	
54	2:01.496	1 Lap
37	2:03.698	3 Laps
51	2:11.228	3 Laps
14	2:03.039	5 Laps
49	2:09.333	3 Laps

46	2:05.308	3 Laps
59	2:20.743	5 Laps
2	4:37.271	2 Laps
19	1:56.891	43.975
26	2:21.412	5 Laps
8	2:05.928	2 Laps
36	2:07.667	2 Laps
1	2:09.848	1 Lap
18	4:21.282	2 Laps
56	2:08.809	2 Laps
55	53:08.318	26 Laps
4	2:16.314	2 Laps
34	2:07.512	3 Laps
15	2:04.406	1 Lap
58	2:08.713	2 Laps
5	2:09.504	2 Laps
35	2:04.102	1 Lap
33	2:14.738	2 Laps
9	2:11.910	1 Lap
45	2:19.475	2 Laps
6	4:24.021	1 Lap
42	2:08.222	2 Laps
47	2:08.162	2 Laps
52	2:22.641	3 Laps

Num	Tiempo Vta.	Dif. 1º

Vta 31

16	2:04.685	
10	2:11.743	1 Lap
37	2:04.339	3 Laps
38	2:24.462	5 Laps
57	2:19.674	5 Laps
14	2:02.850	5 Laps
60	2:29.556	6 Laps
41	4:34.358	2 Laps
51	2:20.374	3 Laps
49	2:18.190	3 Laps
46	2:04.949	3 Laps
19	1:57.287	36.577
2	2:03.033	2 Laps
59	2:26.991	5 Laps
53	5:01.134	4 Laps

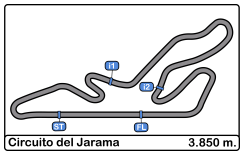

Circuito del Jarama
VI UV Endurance RACE Jarama
Carrera 4H
Análisis

48	5:32.516	6 Laps
26	2:28.164	5 Laps
8	2:16.218	2 Laps
18	2:02.693	2 Laps
36	2:13.943	2 Laps
56	2:08.130	2 Laps
40	5:52.537	6 Laps
39	6:14.664	5 Laps
55	2:12.313	26 Laps
34	2:08.999	3 Laps
58	2:08.373	2 Laps
15	2:12.892	1 Lap
35	2:10.982	1 Lap
5	2:16.227	2 Laps
43	5:05.243	4 Laps
37	2:03.879	2 Laps
21	5:22.475	2 Laps
14	2:03.638	4 Laps
57	2:25.824	4 Laps
2	2:01.438	1 Lap
31	6:17.243	3 Laps
46	2:06.480	2 Laps
54	4:52.137	1 Lap
18	2:00.238	1 Lap
1	4:03.406	1 Lap
48	2:25.429	5 Laps
56	2:14.708	1 Lap
4	4:15.669	2 Laps
33	4:05.906	2 Laps
45	4:02.511	2 Laps
34	2:09.568	2 Laps
55	2:12.640	25 Laps
40	2:21.631	5 Laps
58	2:17.577	1 Lap
9	4:18.074	1 Lap

Num	Tiempo Vta.	Dif. 1º
Vta 32		
16	4:00.584	
39	2:28.070	5 Laps
10	4:05.500	1 Lap
42	4:27.469	3 Laps

43	2:19.291	4 Laps
21	1:59.599	2 Laps
47	4:32.686	3 Laps
37	2:04.029	2 Laps
14	2:02.888	4 Laps
6	4:41.245	2 Laps
2	2:01.333	1 Lap
51	4:15.342	3 Laps
46	2:04.632	2 Laps
41	4:32.304	2 Laps
49	4:37.509	3 Laps
18	2:00.709	1 Lap
38	5:01.973	5 Laps
1	2:01.217	1 Lap
59	4:17.424	5 Laps
8	4:14.281	2 Laps
52	5:39.056	4 Laps
60	5:16.599	6 Laps
36	4:19.400	2 Laps
26	4:31.310	5 Laps
4	2:05.042	2 Laps
35	4:01.294	1 Lap
33	2:07.704	2 Laps
15	4:10.204	1 Lap
45	2:08.183	2 Laps
34	2:07.528	2 Laps
55	2:09.056	25 Laps
5	4:07.041	2 Laps
19	5:23.177	1:59.170

Num	Tiempo Vta.	Dif. 1º
Vta 33		
16	1:59.778	
48	2:30.078	6 Laps
9	2:08.089	2 Laps
40	2:20.921	6 Laps
10	2:04.636	1 Lap
21	1:59.167	2 Laps
37	2:04.777	2 Laps
39	2:25.838	5 Laps
14	2:05.275	4 Laps
6	2:02.667	2 Laps

43	2:19.126	4 Laps
2	2:00.819	1 Lap
46	2:05.107	2 Laps
51	2:12.288	3 Laps
57	4:24.030	5 Laps
41	2:05.254	2 Laps
31	4:29.645	4 Laps
18	2:00.634	1 Lap
1	2:01.017	1 Lap
54	4:39.688	2 Laps
8	2:07.005	2 Laps
49	2:23.072	3 Laps
59	2:21.849	5 Laps
38	2:28.526	5 Laps
36	2:10.082	2 Laps
52	2:20.172	4 Laps
4	2:04.937	2 Laps
35	2:04.006	1 Lap
15	2:01.829	1 Lap
60	2:21.876	6 Laps
33	2:07.273	2 Laps

Num	Tiempo Vta.	Dif. 1º
Vta 34		
16	2:00.148	
56	4:24.642	3 Laps
34	2:07.233	3 Laps
45	2:08.098	3 Laps
26	2:21.963	6 Laps
55	2:07.512	26 Laps
58	4:07.917	3 Laps
5	2:08.355	3 Laps
9	2:07.014	2 Laps
21	2:00.260	2 Laps
10	2:02.991	1 Lap
48	2:25.279	6 Laps
37	2:03.110	2 Laps
14	2:03.976	4 Laps
6	2:03.892	2 Laps
40	2:26.476	6 Laps
2	2:00.930	1 Lap
39	2:24.229	5 Laps

53	7:46.255	6 Laps
43	2:17.536	4 Laps
46	2:05.060	2 Laps
51	2:10.491	3 Laps
41	2:03.358	2 Laps
18	2:01.226	1 Lap
1	2:02.669	1 Lap
31	2:09.614	4 Laps
42	5:10.494	4 Laps
57	2:24.583	5 Laps
54	2:07.708	2 Laps
8	2:05.432	2 Laps
19	3:41.035	1 Lap
49	2:19.777	3 Laps
36	2:09.192	2 Laps
4	2:03.658	2 Laps
15	2:01.769	1 Lap

Num	Tiempo Vta.	Dif. 1º
Vta 35		
16	2:01.694	
35	2:08.689	2 Laps
59	2:20.659	6 Laps
33	2:08.647	3 Laps
34	2:06.768	3 Laps
56	2:10.082	3 Laps
45	2:08.137	3 Laps
55	2:07.464	26 Laps
5	2:06.890	3 Laps
38	2:30.324	6 Laps
58	2:08.023	3 Laps
52	2:21.494	5 Laps
21	2:01.145	2 Laps
60	2:21.829	7 Laps
9	2:05.266	2 Laps
10	2:02.537	1 Lap
26	2:23.520	6 Laps
37	2:03.709	2 Laps
6	2:03.839	2 Laps
14	2:10.712	4 Laps
2	2:01.154	1 Lap
47	6:33.226	5 Laps

48	2:28.052	6 Laps
40	2:24.499	6 Laps
46	2:04.852	2 Laps
43	2:15.615	4 Laps
53	2:16.440	6 Laps
41	2:03.023	2 Laps
39	2:22.762	5 Laps
18	1:59.064	1 Lap
51	2:10.954	3 Laps
31	2:06.641	4 Laps
42	2:08.398	4 Laps
19	2:02.796	1 Lap
8	2:07.758	2 Laps
54	2:08.697	2 Laps
1	2:31.848	1 Lap
57	2:23.137	5 Laps
4	2:03.843	2 Laps
15	2:02.577	1 Lap

Num	Tiempo Vta.	Dif. 1º
Vta 36		
16	1:59.035	
35	2:03.687	2 Laps
36	2:09.961	3 Laps
33	2:07.727	3 Laps
34	2:07.500	3 Laps
49	2:22.407	4 Laps
45	2:07.563	3 Laps
56	2:08.261	3 Laps
21	2:02.549	2 Laps
55	2:08.805	26 Laps
5	2:07.531	3 Laps
58	2:07.147	3 Laps
10	2:01.162	1 Lap
59	2:22.336	6 Laps
9	2:06.054	2 Laps
37	2:04.484	2 Laps
60	2:20.935	7 Laps
38	2:27.130	6 Laps
6	2:02.858	2 Laps
2	2:01.409	1 Lap
26	2:21.004	6 Laps

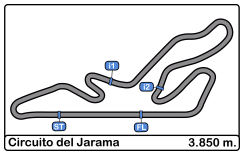

Circuito del Jarama
VI UV Endurance RACE Jarama
Carrera 4H
Análisis

52	2:49.611	5 Laps
46	2:06.432	2 Laps
18	2:02.670	1 Lap
44	30:56.003	15 Laps
41	2:05.817	2 Laps
47	2:26.451	5 Laps
43	2:15.171	4 Laps
53	2:14.720	6 Laps
40	2:23.739	6 Laps
48	2:31.577	6 Laps
51	2:10.666	3 Laps
39	2:18.721	5 Laps
31	2:05.106	4 Laps
42	2:07.661	4 Laps
19	2:00.687	1 Lap
8	2:04.321	2 Laps
54	2:04.737	2 Laps
1	2:02.147	1 Lap

Num	Tiempo Vta.	Dif. 1º
Vta 37		
16	1:59.370	
15	2:01.325	2 Laps
4	2:04.096	3 Laps
35	2:03.055	2 Laps
36	2:08.386	3 Laps
57	2:22.839	6 Laps
21	2:00.825	2 Laps
34	2:06.494	3 Laps
10	2:02.053	1 Lap
33	2:09.069	3 Laps
45	2:08.129	3 Laps
56	2:07.873	3 Laps
5	2:07.335	3 Laps
58	2:07.149	3 Laps
55	2:10.591	26 Laps
9	2:05.022	2 Laps
49	2:20.959	4 Laps
37	2:04.006	2 Laps
6	2:02.472	2 Laps
59	2:20.916	6 Laps
2	2:01.550	1 Lap

14	4:13.815	5 Laps
60	2:20.696	7 Laps
38	2:25.984	6 Laps
26	2:21.589	6 Laps
18	1:58.363	1 Lap
41	2:02.452	2 Laps
44	2:09.562	15 Laps
43	2:13.173	4 Laps
53	2:13.933	6 Laps
31	2:07.129	4 Laps
51	2:13.491	3 Laps
19	2:02.616	1 Lap
47	2:27.681	5 Laps
42	2:08.764	4 Laps
48	2:26.651	6 Laps
39	2:22.240	5 Laps
1	2:03.153	1 Lap
8	2:06.530	2 Laps
54	2:07.676	2 Laps

Num	Tiempo Vta.	Dif. 1º
Vta 38		
16	1:58.455	
15	2:00.774	2 Laps
40	2:44.256	7 Laps
4	2:03.480	3 Laps
35	2:02.219	2 Laps
21	1:57.698	2 Laps
36	2:08.674	3 Laps
10	2:02.137	1 Lap
34	2:07.755	3 Laps
33	2:07.407	3 Laps
45	2:07.558	3 Laps
5	2:06.264	3 Laps
58	2:06.341	3 Laps
56	2:08.696	3 Laps
57	2:23.409	6 Laps
9	2:06.917	2 Laps
55	2:09.076	26 Laps
37	2:02.834	2 Laps
6	2:02.255	2 Laps
2	2:00.872	1 Lap

49	2:20.234	4 Laps
52	3:57.289	6 Laps
14	2:08.679	5 Laps
59	2:21.454	6 Laps
18	2:00.087	1 Lap
46	4:09.807	3 Laps
60	2:20.955	7 Laps
41	2:03.457	2 Laps
38	2:25.424	6 Laps
26	2:23.365	6 Laps
44	2:08.639	15 Laps
31	2:06.835	4 Laps
19	2:01.242	1 Lap
43	2:13.324	4 Laps
53	2:12.421	6 Laps
51	2:12.111	3 Laps
42	2:07.179	4 Laps
1	2:01.331	1 Lap

Num	Tiempo Vta.	Dif. 1º
Vta 39		
16	1:58.416	
8	2:06.090	3 Laps
54	2:06.398	3 Laps
15	2:02.626	2 Laps
39	2:17.531	6 Laps
4	2:03.850	3 Laps
47	2:27.573	6 Laps
35	2:04.357	2 Laps
21	1:58.546	2 Laps
48	2:30.191	7 Laps
10	2:01.235	1 Lap
36	2:07.917	3 Laps
40	2:23.463	7 Laps
33	2:07.620	3 Laps
34	2:09.396	3 Laps
5	2:06.448	3 Laps
58	2:06.469	3 Laps
45	2:07.698	3 Laps
56	2:08.103	3 Laps
9	2:06.745	2 Laps
37	2:03.754	2 Laps

55	2:07.058	26 Laps
6	2:02.000	2 Laps
2	2:00.128	1 Lap
57	2:22.164	6 Laps
14	2:07.669	5 Laps
18	1:59.463	1 Lap
49	2:19.174	4 Laps
52	2:22.804	6 Laps
41	2:02.919	2 Laps
59	2:20.392	6 Laps
60	2:20.865	7 Laps
44	2:08.296	15 Laps
19	2:00.218	1 Lap
31	2:05.581	4 Laps
26	2:22.198	6 Laps

Num	Tiempo Vta.	Dif. 1º
Vta 40		
16	1:58.433	
1	2:01.466	2 Laps
38	2:27.671	7 Laps
53	2:11.719	7 Laps
43	2:14.298	5 Laps
42	2:06.998	5 Laps
51	2:10.861	4 Laps
15	2:03.574	2 Laps
54	2:05.524	3 Laps
8	2:08.861	3 Laps
4	2:03.530	3 Laps
21	1:59.151	2 Laps
35	2:04.865	2 Laps
39	2:16.356	6 Laps
10	2:00.698	1 Lap
36	2:08.609	3 Laps
47	2:28.559	6 Laps
48	2:21.693	7 Laps
33	2:07.842	3 Laps
5	2:07.956	3 Laps
58	2:07.886	3 Laps
45	2:07.494	3 Laps
37	2:04.019	2 Laps
2	2:02.941	1 Lap

34	2:12.165	3 Laps
56	2:09.621	3 Laps
55	2:06.880	26 Laps
40	2:22.859	7 Laps
6	2:07.509	2 Laps
9	2:11.698	2 Laps
18	1:58.808	1 Lap
14	2:06.091	5 Laps
57	2:21.963	6 Laps
41	2:03.815	2 Laps
49	2:18.359	4 Laps
52	2:22.595	6 Laps
59	2:19.944	6 Laps
19	2:01.244	1 Lap
44	2:08.967	15 Laps

Num	Tiempo Vta.	Dif. 1º
Vta 41		
16	1:58.432	
31	2:05.594	5 Laps
1	2:01.440	2 Laps
60	2:21.410	8 Laps
53	2:10.520	7 Laps
42	2:07.009	5 Laps
15	2:02.532	2 Laps
26	2:20.608	7 Laps
54	2:04.778	3 Laps
21	1:59.939	2 Laps
43	2:15.727	5 Laps
8	2:07.178	3 Laps
4	2:03.802	3 Laps
51	2:12.971	4 Laps
35	2:02.178	2 Laps
38	2:27.126	7 Laps
10	2:00.275	1 Lap
39	2:16.496	6 Laps
36	2:08.029	3 Laps
33	2:07.495	3 Laps
5	2:07.031	3 Laps
58	2:07.038	3 Laps
37	2:05.871	2 Laps
2	2:04.149	1 Lap

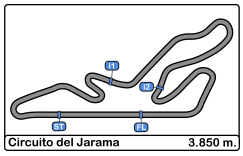

Circuito del Jarama
VI UV Endurance RACE Jarama
Carrera 4H
Análisis

45	2:08.658	3 Laps
6	2:05.877	2 Laps
34	2:09.185	3 Laps
55	2:07.875	26 Laps
56	2:10.227	3 Laps
9	2:12.718	2 Laps
47	2:27.188	6 Laps
48	2:27.947	7 Laps
18	1:58.728	1 Lap
40	2:23.562	7 Laps
14	2:04.602	5 Laps
41	2:03.467	2 Laps
57	2:21.970	6 Laps
19	2:00.221	1 Lap

Num	Tiempo Vta.	Dif. 1º

Vta 42

16	1:58.134	
49	2:16.020	5 Laps
1	2:01.259	2 Laps
44	2:10.247	16 Laps
31	2:05.037	5 Laps
59	2:20.956	7 Laps
52	2:26.375	7 Laps
15	2:03.017	2 Laps
21	1:59.452	2 Laps
42	2:09.063	5 Laps
54	2:06.296	3 Laps
53	2:12.547	7 Laps
4	2:03.950	3 Laps
8	2:06.819	3 Laps
60	2:22.169	8 Laps
35	2:04.526	2 Laps
10	2:01.375	1 Lap
51	2:11.974	4 Laps
43	2:15.201	5 Laps
26	2:21.283	7 Laps
38	2:25.004	7 Laps
36	2:07.580	3 Laps
2	2:02.225	1 Lap
39	2:15.366	6 Laps
37	2:06.232	2 Laps

5	2:07.555	3 Laps
33	2:08.863	3 Laps
58	2:08.348	3 Laps
6	2:03.714	2 Laps
45	2:06.903	3 Laps
34	2:06.774	3 Laps
55	2:07.113	26 Laps
18	1:59.272	1 Lap
56	2:09.173	3 Laps
9	2:07.499	2 Laps
47	2:25.471	6 Laps
48	2:24.721	7 Laps
41	2:02.306	2 Laps
14	2:14.188	5 Laps
40	2:21.974	7 Laps
19	1:59.316	1 Lap

Num	Tiempo Vta.	Dif. 1º

Vta 43

16	1:58.155	
1	2:01.488	2 Laps
31	2:04.344	5 Laps
49	2:16.625	5 Laps
57	2:25.743	7 Laps
44	2:08.403	16 Laps
21	1:58.989	2 Laps
15	2:03.402	2 Laps
42	2:08.370	5 Laps
54	2:06.359	3 Laps
4	2:04.851	3 Laps
10	2:01.672	1 Lap
59	2:23.803	7 Laps
8	2:07.066	3 Laps
35	2:05.616	2 Laps
53	2:11.532	7 Laps
52	2:25.343	7 Laps
51	2:10.016	4 Laps
43	2:12.407	5 Laps
60	2:19.853	8 Laps
26	2:20.212	7 Laps
2	2:00.645	1 Lap
36	2:07.659	3 Laps

37	2:02.688	2 Laps
5	2:06.601	3 Laps
6	2:05.771	2 Laps
33	2:06.438	3 Laps
58	2:08.691	3 Laps
18	2:00.917	1 Lap
45	2:09.091	3 Laps
39	2:15.179	6 Laps
55	2:07.211	26 Laps
34	2:09.506	3 Laps
38	2:29.476	7 Laps
56	2:08.933	3 Laps
41	2:03.160	2 Laps
19	2:01.518	1 Lap

Num	Tiempo Vta.	Dif. 1º

Vta 44

16	2:00.351	
47	2:25.086	7 Laps
48	2:24.969	8 Laps
40	2:23.472	8 Laps
1	2:01.332	2 Laps
31	2:04.619	5 Laps
21	1:59.971	2 Laps
15	2:02.290	2 Laps
44	2:08.685	16 Laps
49	2:16.957	5 Laps
10	2:00.732	1 Lap
57	2:22.634	7 Laps
4	2:04.857	3 Laps
54	2:05.884	3 Laps
35	2:02.495	2 Laps
42	2:07.637	5 Laps
8	2:04.710	3 Laps
53	2:10.115	7 Laps
51	2:09.596	4 Laps
59	2:20.944	7 Laps
43	2:11.825	5 Laps
52	2:20.040	7 Laps
2	2:01.025	1 Lap
60	2:19.538	8 Laps
37	2:04.458	2 Laps

36	2:08.450	3 Laps
18	2:00.655	1 Lap
6	2:04.832	2 Laps
5	2:06.371	3 Laps
33	2:06.497	3 Laps
58	2:05.829	3 Laps
45	2:06.367	3 Laps
26	2:23.750	7 Laps
55	2:07.180	26 Laps
9	4:06.924	3 Laps
34	2:07.515	3 Laps
39	2:12.624	6 Laps
14	3:50.887	6 Laps
56	2:08.360	3 Laps
41	2:03.762	2 Laps
38	2:26.042	7 Laps
19	1:59.836	1 Lap

Num	Tiempo Vta.	Dif. 1º

Vta 45

16	1:59.961	
1	2:02.214	2 Laps
21	1:59.920	2 Laps
31	2:07.029	5 Laps
15	2:01.843	2 Laps
47	2:23.050	7 Laps
40	2:23.022	8 Laps
48	2:26.197	8 Laps
44	2:08.045	16 Laps
10	1:59.967	1 Lap
4	2:03.668	3 Laps
54	2:03.157	3 Laps
35	2:02.617	2 Laps
8	2:05.400	3 Laps
42	2:08.108	5 Laps
49	2:19.173	5 Laps
53	2:10.031	7 Laps
57	2:21.914	7 Laps
51	2:09.181	4 Laps
2	2:01.656	1 Lap
43	2:11.596	5 Laps
18	1:59.616	1 Lap

37	2:04.241	2 Laps
59	2:20.514	7 Laps
6	2:02.182	2 Laps
36	2:08.905	3 Laps
52	2:22.944	7 Laps
5	2:06.078	3 Laps
33	2:05.842	3 Laps
58	2:06.127	3 Laps
60	2:21.678	8 Laps
45	2:07.268	3 Laps
55	2:07.600	26 Laps
14	2:04.365	6 Laps
34	2:10.824	3 Laps
56	2:08.219	3 Laps
39	2:14.014	6 Laps
26	2:21.483	7 Laps
41	2:03.267	2 Laps
19	1:59.318	1 Lap

Num	Tiempo Vta.	Dif. 1º

Vta 46

16	1:59.147	
1	2:00.835	2 Laps
21	1:57.972	2 Laps
38	2:24.650	8 Laps
15	2:01.148	2 Laps
31	2:04.974	5 Laps
10	2:01.916	1 Lap
44	2:08.751	16 Laps
35	2:03.479	2 Laps
4	2:05.836	3 Laps
54	2:10.306	3 Laps
47	2:24.786	7 Laps
8	2:06.850	3 Laps
40	2:23.774	8 Laps
42	2:07.352	5 Laps
48	2:26.282	8 Laps
49	2:11.413	5 Laps
2	2:00.440	1 Lap
53	2:09.619	7 Laps
51	2:11.166	4 Laps
18	1:58.772	1 Lap

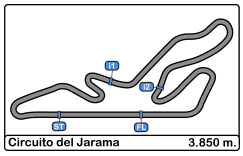

Circuito del Jarama
VI UV Endurance RACE Jarama
Carrera 4H
Análisis

57	2:21.874	7 Laps
37	2:03.104	2 Laps
6	2:02.693	2 Laps
43	2:12.007	5 Laps
36	2:07.445	3 Laps
33	2:05.471	3 Laps
5	2:06.451	3 Laps
58	2:06.366	3 Laps
45	2:06.881	3 Laps
59	2:21.409	7 Laps
14	2:04.721	6 Laps
55	2:08.553	26 Laps
52	2:23.120	7 Laps
60	2:19.410	8 Laps
56	2:09.071	3 Laps

Num	Tiempo Vta.	Dif. 1º
Vta 47		
16	2:00.099	
19	2:00.755	2 Laps
41	2:04.342	3 Laps
39	2:13.906	7 Laps
34	2:21.616	4 Laps
26	2:21.209	8 Laps
1	2:01.792	2 Laps
21	1:58.444	2 Laps
31	2:04.976	5 Laps
38	2:24.112	8 Laps
10	2:03.427	1 Lap
35	2:02.303	2 Laps
4	2:03.499	3 Laps
44	2:09.639	16 Laps
54	2:06.841	3 Laps
9	5:30.884	5 Laps
8	2:06.074	3 Laps
42	2:07.409	5 Laps
2	2:02.023	1 Lap
18	1:59.676	1 Lap
53	2:11.098	7 Laps
47	2:26.875	7 Laps
49	2:19.817	5 Laps
40	2:27.359	8 Laps

48	2:25.109	8 Laps
37	2:03.984	2 Laps
6	2:01.621	2 Laps
51	2:13.426	4 Laps
43	2:10.934	5 Laps
33	2:06.065	3 Laps
36	2:07.607	3 Laps
5	2:06.889	3 Laps
58	2:06.661	3 Laps
57	2:22.920	7 Laps
45	2:06.800	3 Laps
14	2:02.542	6 Laps
55	2:08.308	26 Laps

Num	Tiempo Vta.	Dif. 1º
Vta 48		
16	1:58.142	
19	2:00.429	2 Laps
41	2:02.855	3 Laps
56	2:09.674	4 Laps
59	2:21.951	8 Laps
52	2:23.515	8 Laps
39	2:12.345	7 Laps
21	1:58.282	2 Laps
60	2:23.032	9 Laps
1	2:01.774	2 Laps
26	2:21.292	8 Laps
31	2:04.960	5 Laps
10	2:04.008	1 Lap
35	2:01.440	2 Laps
4	2:03.575	3 Laps
44	2:07.991	16 Laps
9	2:03.611	5 Laps
38	2:23.843	8 Laps
8	2:04.845	3 Laps
54	2:09.173	3 Laps
2	1:59.723	1 Lap
42	2:07.166	5 Laps
18	1:57.904	1 Lap
53	2:09.052	7 Laps
37	2:03.732	2 Laps
6	2:03.243	2 Laps

49	2:15.651	5 Laps
51	2:10.788	4 Laps
47	2:23.946	7 Laps
48	2:21.214	8 Laps
33	2:07.098	3 Laps
5	2:06.337	3 Laps
40	2:25.393	8 Laps
43	2:10.626	5 Laps
36	2:07.221	3 Laps
58	2:06.394	3 Laps
14	2:03.465	6 Laps

Num	Tiempo Vta.	Dif. 1º
Vta 49		
16	1:58.046	
45	2:08.129	4 Laps
19	1:58.973	2 Laps
41	2:03.265	3 Laps
57	2:21.920	8 Laps
34	4:05.557	5 Laps
56	2:08.873	4 Laps
21	1:58.574	2 Laps
55	2:23.577	27 Laps
1	2:01.019	2 Laps
46	20:55.883	13 Laps
59	2:21.559	8 Laps
39	2:11.513	7 Laps
52	2:19.918	8 Laps
60	2:19.902	9 Laps
31	2:04.651	5 Laps
10	2:02.826	1 Lap
26	2:21.276	8 Laps
35	2:01.321	2 Laps
4	2:03.889	3 Laps
9	2:03.281	5 Laps
44	2:08.820	16 Laps
2	2:00.935	1 Lap
8	2:04.864	3 Laps
18	1:58.415	1 Lap
42	2:08.386	5 Laps
54	2:12.396	3 Laps
38	2:25.622	8 Laps

37	2:02.702	2 Laps
6	2:02.584	2 Laps
53	2:09.710	7 Laps
49	2:11.555	5 Laps
51	2:09.703	4 Laps
33	2:06.536	3 Laps

Num	Tiempo Vta.	Dif. 1º
Vta 50		
16	2:02.163	
5	2:06.481	4 Laps
36	2:06.558	4 Laps
14	2:04.640	7 Laps
19	2:00.317	2 Laps
58	2:09.140	4 Laps
43	2:11.732	6 Laps
45	2:09.014	4 Laps
41	2:04.340	3 Laps
47	2:25.293	8 Laps
40	2:24.221	9 Laps
21	1:59.750	2 Laps
48	2:27.332	9 Laps
34	2:07.049	5 Laps
1	2:01.174	2 Laps
56	2:10.467	4 Laps
55	2:10.635	27 Laps
57	2:20.854	8 Laps
46	2:08.224	13 Laps
59	2:22.094	8 Laps
39	2:22.618	7 Laps
31	2:05.082	5 Laps
52	2:20.396	8 Laps
10	2:04.884	1 Lap
35	2:03.075	2 Laps
60	2:20.488	9 Laps
4	2:03.468	3 Laps
9	2:02.433	5 Laps
26	2:19.383	8 Laps
18	1:57.521	1 Lap
44	2:07.114	16 Laps
8	2:05.597	3 Laps
42	2:07.617	5 Laps

54	2:07.488	3 Laps
37	2:02.894	2 Laps
6	2:02.845	2 Laps
53	2:09.407	7 Laps

Num	Tiempo Vta.	Dif. 1º
Vta 51		
16	1:59.736	
38	2:24.640	9 Laps
14	2:04.882	7 Laps
33	2:06.973	4 Laps
5	2:07.413	4 Laps
36	2:07.737	4 Laps
51	2:11.770	5 Laps
58	2:07.325	4 Laps
49	2:19.817	6 Laps
43	2:10.621	6 Laps
41	2:03.260	3 Laps
21	2:00.769	2 Laps
1	2:02.130	2 Laps
34	2:12.011	5 Laps
56	2:11.017	4 Laps
47	2:25.809	8 Laps
40	2:24.595	9 Laps
46	2:08.832	13 Laps
55	2:10.815	27 Laps
48	2:27.097	9 Laps
57	2:21.598	8 Laps
31	2:08.598	5 Laps
35	2:04.597	2 Laps
10	2:07.142	1 Lap
39	2:14.473	7 Laps
19	3:10.414	2 Laps
4	2:05.349	3 Laps
59	2:21.512	8 Laps
18	2:01.027	1 Lap
9	2:04.553	5 Laps
8	2:05.363	3 Laps
52	2:28.133	8 Laps
60	2:26.589	9 Laps
44	2:07.430	16 Laps
26	2:19.736	8 Laps

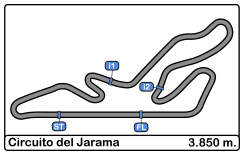

Circuito del Jarama
VI UV Endurance RACE Jarama
Carrera 4H
Análisis

54	2:05.244	3 Laps
42	2:08.143	5 Laps
6	2:00.735	2 Laps
37	2:03.234	2 Laps

Num	Tiempo Vta.	Dif. 1º

Vta 52

16	2:00.134	
53	2:09.272	8 Laps
2	4:48.363	3 Laps
14	2:04.731	7 Laps
33	2:07.241	4 Laps
5	2:07.109	4 Laps
36	2:07.711	4 Laps
51	2:08.122	5 Laps
21	1:59.661	2 Laps
58	2:06.547	4 Laps
41	2:03.036	3 Laps
38	2:25.015	9 Laps
1	2:01.312	2 Laps
49	2:16.038	6 Laps
45	4:21.660	5 Laps
34	2:07.379	5 Laps
56	2:09.471	4 Laps
46	2:06.722	13 Laps
55	2:09.672	27 Laps
40	2:21.108	9 Laps
47	2:24.890	8 Laps
48	2:21.555	9 Laps
35	2:03.546	2 Laps
10	2:01.898	1 Lap
31	2:07.002	5 Laps
19	2:01.638	2 Laps
18	1:58.195	1 Lap
4	2:03.957	3 Laps
39	2:12.400	7 Laps
57	2:25.072	8 Laps
9	2:02.003	5 Laps
8	2:05.145	3 Laps
59	2:21.517	8 Laps
44	2:08.100	16 Laps
54	2:05.554	3 Laps
6	2:04.168	2 Laps
52	2:19.533	8 Laps
37	2:03.120	2 Laps
42	2:07.885	5 Laps
60	2:21.559	9 Laps
26	2:20.369	8 Laps

Num	Tiempo Vta.	Dif. 1º

Vta 53

16	2:00.232	
53	2:08.793	8 Laps
14	2:06.426	7 Laps
21	1:59.318	2 Laps
33	2:06.373	4 Laps
5	2:07.148	4 Laps
41	2:03.889	3 Laps
58	2:06.946	4 Laps
51	2:10.984	5 Laps
1	2:00.206	2 Laps
43	4:14.478	7 Laps
49	2:13.888	6 Laps
34	2:08.024	5 Laps
38	2:24.107	9 Laps
46	2:06.384	13 Laps
56	2:09.333	4 Laps
55	2:08.915	27 Laps
35	2:03.705	2 Laps
19	2:01.737	2 Laps
18	2:01.044	1 Lap
31	2:06.188	5 Laps
4	2:03.081	3 Laps
9	2:04.613	5 Laps
40	2:23.338	9 Laps
47	2:26.960	8 Laps
39	2:13.892	7 Laps
48	2:27.981	9 Laps
8	2:05.385	3 Laps
57	2:21.961	8 Laps
44	2:07.468	16 Laps
54	2:06.204	3 Laps
6	2:05.490	2 Laps
42	2:07.765	5 Laps
59	2:21.894	8 Laps

Num	Tiempo Vta.	Dif. 1º

Vta 54

16	2:01.032	
52	2:20.545	9 Laps
60	2:19.057	10 Laps
21	1:58.283	2 Laps
26	2:20.396	9 Laps
36	4:01.417	5 Laps
53	2:08.788	8 Laps
41	2:02.988	3 Laps
33	2:06.478	4 Laps
1	2:00.435	2 Laps
5	2:08.816	4 Laps
58	2:07.676	4 Laps
49	2:12.733	6 Laps
34	2:09.881	5 Laps
46	2:06.421	13 Laps
56	2:07.915	4 Laps
55	2:07.751	27 Laps
19	1:58.980	2 Laps
38	2:23.470	9 Laps
18	1:58.330	1 Lap
35	2:04.751	2 Laps
31	2:03.489	5 Laps
4	2:03.387	3 Laps
2	5:25.373	4 Laps
9	2:04.029	5 Laps
45	4:59.532	6 Laps
10	4:24.023	2 Laps
8	2:05.899	3 Laps
39	2:15.428	7 Laps
40	2:24.782	9 Laps
44	2:08.361	16 Laps
47	2:23.814	8 Laps
48	2:22.968	9 Laps
54	2:07.018	3 Laps
6	2:07.126	2 Laps

Num	Tiempo Vta.	Dif. 1º

Vta 55

16	2:00.142	
57	2:21.588	9 Laps
42	2:07.600	6 Laps
21	2:00.026	2 Laps
59	2:20.975	9 Laps
60	2:19.800	10 Laps
41	2:04.132	3 Laps
53	2:08.882	8 Laps
1	2:02.637	2 Laps
33	2:06.197	4 Laps
52	2:25.279	9 Laps
26	2:20.594	9 Laps
5	2:07.944	4 Laps
58	2:06.200	4 Laps
15	18:05.023	10 Laps
37	4:54.315	4 Laps
46	2:07.078	13 Laps
49	2:13.449	6 Laps
56	2:07.798	4 Laps
19	1:59.889	2 Laps
55	2:08.069	27 Laps
35	2:01.850	2 Laps
18	2:08.838	1 Lap
4	2:03.655	3 Laps
31	2:16.757	5 Laps
38	2:23.794	9 Laps
45	2:08.184	6 Laps
2	2:10.689	4 Laps
14	5:29.787	8 Laps
8	2:04.292	3 Laps

Num	Tiempo Vta.	Dif. 1º

Vta 56

16	2:01.686	
44	2:09.150	17 Laps
6	2:05.163	3 Laps
42	2:08.530	6 Laps
39	2:26.179	8 Laps
21	2:00.744	2 Laps
40	2:29.049	10 Laps
54	2:24.355	4 Laps
47	2:27.091	9 Laps
57	2:22.723	9 Laps
1	2:01.572	2 Laps
41	2:02.837	3 Laps
51	6:10.067	7 Laps
59	2:21.494	9 Laps
53	2:10.953	8 Laps
15	2:02.121	10 Laps
5	2:07.860	4 Laps
58	2:07.296	4 Laps
60	2:20.960	10 Laps
52	2:23.275	9 Laps
26	2:19.922	9 Laps
19	1:59.443	2 Laps
46	2:07.722	13 Laps
56	2:08.760	4 Laps
35	2:02.905	2 Laps
55	2:08.751	27 Laps
49	2:18.075	6 Laps
4	2:03.447	3 Laps
9	4:02.361	6 Laps
45	2:08.203	6 Laps
2	2:10.805	4 Laps
38	2:24.253	9 Laps
6	2:03.314	2 Laps
44	2:09.339	16 Laps
21	1:59.117	1 Lap
42	2:10.436	5 Laps
34	5:27.133	6 Laps
41	2:03.286	2 Laps
10	5:04.396	3 Laps
1	2:05.587	1 Lap
15	2:00.642	9 Laps
36	6:29.121	6 Laps
40	2:28.124	9 Laps
47	2:25.256	8 Laps
53	2:08.917	7 Laps
57	2:23.887	8 Laps
58	2:06.618	3 Laps
5	2:08.036	3 Laps
59	2:21.373	8 Laps
60	2:19.751	9 Laps
19	1:59.893	1 Lap

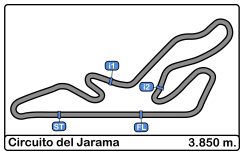

Circuito del Jarama
VI UV Endurance RACE Jarama
Carrera 4H
Análisis

52	2:22.227	8 Laps
26	2:21.356	8 Laps
46	2:06.275	12 Laps
48	5:31.232	10 Laps
56	2:08.491	3 Laps
55	2:06.967	26 Laps
4	2:03.825	2 Laps
49	2:11.872	5 Laps
2	2:10.635	3 Laps
45	2:15.655	5 Laps
33	5:36.587	4 Laps
6	2:02.645	1 Lap
21	1:59.312	4:12.909
44	2:08.089	15 Laps
38	2:24.628	8 Laps
42	2:10.302	4 Laps
41	2:04.190	1 Lap
10	2:02.853	2 Laps
15	1:59.554	8 Laps
36	2:09.391	5 Laps
53	2:09.021	6 Laps
58	2:06.823	2 Laps
5	2:09.996	2 Laps
8	5:16.991	3 Laps
57	2:22.197	7 Laps
47	2:23.827	7 Laps
19	2:02.939	5:13.703
43	10:48.299	9 Laps
59	2:22.280	7 Laps
39	5:10.067	7 Laps
60	2:19.890	8 Laps
46	2:06.826	11 Laps
4	2:04.507	1 Lap
56	2:09.187	2 Laps
52	2:22.915	7 Laps
55	2:07.205	25 Laps
26	2:23.867	7 Laps
14	6:06.640	8 Laps

Num	Tiempo Vta.	Dif. 1º
Vta 57		
16	6:07.442	

6	2:02.076	1 Lap
2	2:10.317	3 Laps
21	1:58.705	04.172
44	2:07.420	15 Laps
54	6:12.730	4 Laps
10	2:01.583	2 Laps
15	2:00.842	8 Laps
41	2:04.772	1 Lap
37	8:08.489	5 Laps
38	2:24.329	8 Laps
51	6:21.799	7 Laps
36	2:08.219	5 Laps
34	4:38.247	6 Laps
58	2:06.523	2 Laps
53	2:12.830	6 Laps
5	2:09.671	2 Laps
19	2:01.479	1:07.740
43	2:13.848	9 Laps
57	2:20.385	7 Laps
47	2:21.415	7 Laps
39	2:12.767	7 Laps
46	2:08.659	11 Laps
4	2:04.103	1 Lap
59	2:22.035	7 Laps
9	6:15.793	6 Laps
60	2:20.219	8 Laps
26	2:21.302	7 Laps
35	6:46.925	2 Laps

Num	Tiempo Vta.	Dif. 1º
Vta 58		
21	1:59.461	
52	2:32.161	8 Laps
6	2:04.497	1 Lap
2	2:11.220	3 Laps
44	2:07.324	15 Laps
1	6:03.946	2 Laps
15	2:00.349	8 Laps
10	2:02.584	2 Laps
41	2:03.101	1 Lap
37	2:07.550	5 Laps
51	2:12.745	7 Laps

36	2:08.338	5 Laps
58	2:06.868	2 Laps
19	2:01.701	1:05.808
38	2:31.189	8 Laps
33	5:14.146	5 Laps
48	5:54.632	11 Laps
53	2:12.191	6 Laps
34	2:21.152	6 Laps
5	2:11.963	2 Laps
14	3:33.023	9 Laps
43	2:12.129	9 Laps
4	2:04.041	1 Lap
46	2:09.688	11 Laps
39	2:12.645	7 Laps
40	7:02.596	10 Laps
9	2:03.780	6 Laps
57	2:21.502	7 Laps
47	2:22.788	7 Laps
16	3:48.013	1:44.380
45	6:02.893	6 Laps
59	2:21.617	7 Laps
60	2:19.335	8 Laps

Num	Tiempo Vta.	Dif. 1º
Vta 59		
21	1:58.165	
6	2:01.856	1 Lap
49	6:49.932	7 Laps
2	2:10.633	3 Laps
15	1:59.164	8 Laps
44	2:07.511	15 Laps
10	2:01.521	2 Laps
18	11:23.049	4 Laps
41	2:04.256	1 Lap
37	2:05.393	5 Laps
58	2:06.856	2 Laps
36	2:08.689	5 Laps
19	2:02.168	1:09.811
51	2:17.073	7 Laps
42	6:56.698	6 Laps
35	3:24.187	3 Laps
33	2:11.455	5 Laps

53	2:11.068	6 Laps
5	2:12.132	2 Laps
14	2:12.149	9 Laps
34	2:17.282	6 Laps
31	12:14.514	8 Laps
46	2:06.715	11 Laps
9	2:02.843	6 Laps
43	2:12.377	9 Laps
16	2:00.294	1:46.509
48	2:38.822	11 Laps
54	5:31.268	5 Laps
39	2:17.342	7 Laps
55	6:27.860	27 Laps
45	2:09.363	6 Laps
57	2:21.192	7 Laps
47	2:22.155	7 Laps
60	2:19.369	8 Laps
15	2:00.679	7 Laps
2	2:10.736	2 Laps
10	2:02.125	1 Lap
44	2:08.390	14 Laps
56	7:12.672	4 Laps
41	2:05.123	2:46.159
37	2:05.017	4 Laps

Num	Tiempo Vta.	Dif. 1º
Vta 60		
19	1:59.542	
8	8:16.401	6 Laps
36	2:07.259	5 Laps
35	2:05.436	3 Laps
51	2:11.717	7 Laps
33	2:09.460	5 Laps
53	2:08.980	6 Laps
26	5:42.412	9 Laps
9	2:03.021	6 Laps
14	2:20.862	9 Laps
16	2:02.267	39.423
34	2:17.743	6 Laps
46	2:07.787	11 Laps
31	2:12.971	8 Laps
1	5:25.896	3 Laps

54	2:00.868	5 Laps
43	2:11.790	9 Laps
45	2:07.711	6 Laps
48	2:27.194	11 Laps
57	2:20.459	7 Laps
4	4:48.920	2 Laps
47	2:21.423	7 Laps
15	1:59.547	7 Laps
10	2:02.218	1 Lap
38	5:32.158	9 Laps
2	2:10.037	2 Laps
44	2:08.382	14 Laps
37	2:04.223	4 Laps
6	4:58.087	1 Lap

Num	Tiempo Vta.	Dif. 1º
Vta 61		
19	2:00.355	
49	4:58.560	8 Laps
36	2:08.840	5 Laps
35	2:04.712	3 Laps
51	2:10.999	7 Laps
33	2:08.799	5 Laps
53	2:11.412	6 Laps
16	2:01.112	40.180
9	2:04.029	6 Laps
39	3:55.628	8 Laps
46	2:05.796	11 Laps
54	2:01.884	5 Laps
31	2:08.179	8 Laps
21	6:02.695	1 Lap
1	2:07.694	3 Laps
18	5:32.580	5 Laps
43	2:11.745	9 Laps
34	2:22.840	6 Laps
59	6:21.677	9 Laps
45	2:07.674	6 Laps
15	1:59.290	7 Laps
10	2:02.808	1 Lap
48	2:23.753	11 Laps
40	7:04.166	12 Laps
47	2:22.019	7 Laps

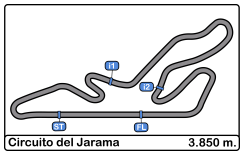

Circuito del Jarama
VI UV Endurance RACE Jarama
Carrera 4H
Análisis

2	2:10.231	2 Laps
44	2:08.178	14 Laps
37	2:01.977	4 Laps
38	2:22.303	9 Laps

Num	Tiempo Vta.	Dif. 1º
Vta 62		
19	2:00.055	
5	6:01.921	4 Laps
36	2:08.944	5 Laps
49	2:18.575	8 Laps
35	2:04.736	3 Laps
52	9:41.502	11 Laps
56	5:03.077	6 Laps
51	2:08.690	7 Laps
33	2:08.381	5 Laps
16	2:01.013	41.138
9	2:01.415	6 Laps
58	6:44.535	4 Laps
54	1:59.760	5 Laps
46	2:09.628	11 Laps
1	2:06.576	3 Laps
18	2:02.555	5 Laps
31	2:12.404	8 Laps
43	2:10.530	9 Laps
45	2:08.204	6 Laps
34	2:17.234	6 Laps
15	1:59.865	7 Laps
14	4:52.040	10 Laps
41	5:54.805	2 Laps
10	2:02.405	1 Lap
48	2:20.459	11 Laps
2	2:09.610	2 Laps
40	2:21.757	12 Laps
37	2:04.378	4 Laps
47	2:23.719	7 Laps
55	7:20.882	29 Laps
38	2:20.299	9 Laps
35	2:05.752	2 Laps
36	2:11.514	4 Laps
56	2:09.161	5 Laps
49	2:16.594	7 Laps

Num	Tiempo Vta.	Dif. 1º
Vta 63		
16	2:02.157	
9	2:02.618	6 Laps
51	2:08.396	7 Laps
54	2:00.731	5 Laps
33	2:09.200	5 Laps
60	7:46.130	11 Laps
52	2:20.297	11 Laps
6	4:59.039	3 Laps
21	4:05.997	2 Laps
18	2:02.321	5 Laps
46	2:08.751	11 Laps
1	2:06.647	3 Laps
57	5:56.249	9 Laps
4	5:59.939	4 Laps
31	2:13.329	8 Laps
15	2:00.110	7 Laps
43	2:10.594	9 Laps
45	2:07.289	6 Laps
39	4:44.740	9 Laps
34	2:18.925	6 Laps
10	2:03.587	1 Lap
59	4:42.963	10 Laps
14	2:30.336	10 Laps
2	2:09.892	2 Laps
37	2:05.712	4 Laps
53	5:43.879	7 Laps
40	2:22.094	12 Laps
48	2:27.779	11 Laps
55	2:17.054	29 Laps
38	2:20.301	9 Laps
35	2:04.040	2 Laps

Num	Tiempo Vta.	Dif. 1º
Vta 64		
16	2:02.340	
36	2:09.735	5 Laps
9	2:01.869	6 Laps
54	2:00.356	5 Laps
56	2:09.029	6 Laps
51	2:09.952	7 Laps
33	2:09.141	5 Laps
49	2:17.275	8 Laps
21	2:02.381	2 Laps
6	2:08.035	3 Laps
41	3:31.440	3 Laps
18	2:01.262	5 Laps
52	2:17.079	11 Laps
46	2:05.947	11 Laps
1	2:04.628	3 Laps
15	1:59.707	7 Laps
4	2:10.070	4 Laps
31	2:08.135	8 Laps
43	2:10.541	9 Laps
45	2:06.996	6 Laps
58	4:50.805	5 Laps
19	5:37.598	1 Lap
10	2:02.181	1 Lap
44	6:06.027	16 Laps
34	2:16.051	6 Laps
37	2:03.829	4 Laps
59	2:20.309	10 Laps
2	2:10.486	2 Laps
40	2:20.095	12 Laps
48	2:19.916	11 Laps
5	6:23.513	5 Laps
35	2:05.644	2 Laps
55	2:18.905	29 Laps

Num	Tiempo Vta.	Dif. 1º
Vta 65		
16	2:02.365	
9	2:02.476	6 Laps
54	2:01.222	5 Laps
26	10:28.325	13 Laps
36	2:09.400	5 Laps
38	2:21.464	10 Laps
56	2:08.774	6 Laps
21	2:00.608	2 Laps
41	2:01.144	3 Laps
51	2:09.529	7 Laps
33	2:09.216	5 Laps
6	2:05.877	3 Laps
18	2:03.680	5 Laps
49	2:14.638	8 Laps
1	2:05.045	3 Laps
46	2:06.392	11 Laps
47	5:13.088	9 Laps
52	2:15.289	11 Laps
4	2:09.664	4 Laps
45	2:07.708	6 Laps
43	2:09.773	9 Laps
10	2:01.856	1 Lap
58	2:11.918	5 Laps
42	13:48.168	11 Laps
34	2:17.719	6 Laps
37	2:05.129	4 Laps
2	2:11.160	2 Laps
57	5:20.697	10 Laps
59	2:22.127	10 Laps
14	4:32.949	11 Laps
35	2:04.251	2 Laps

Num	Tiempo Vta.	Dif. 1º
Vta 66		
16	2:03.345	
5	2:09.826	6 Laps
9	2:02.664	6 Laps
54	2:02.438	5 Laps
40	2:20.775	13 Laps
21	2:00.631	2 Laps
36	2:10.145	5 Laps
41	2:02.188	3 Laps
55	2:23.362	30 Laps
56	2:09.142	6 Laps
18	2:01.658	5 Laps
6	2:06.854	3 Laps
33	2:10.871	5 Laps
48	2:39.820	12 Laps
38	2:25.734	10 Laps
1	2:06.930	3 Laps
26	2:31.275	13 Laps
46	2:07.431	11 Laps
19	3:50.681	2 Laps
49	2:14.274	8 Laps
51	2:34.603	7 Laps
52	2:15.648	11 Laps
4	2:09.925	4 Laps
10	2:02.479	1 Lap
45	2:07.835	6 Laps
43	2:09.816	9 Laps
58	2:11.598	5 Laps
42	2:11.394	11 Laps
37	2:04.636	4 Laps
31	4:54.004	9 Laps
34	2:17.742	6 Laps
2	2:11.166	2 Laps
14	2:16.902	11 Laps
35	2:04.286	2 Laps

Num	Tiempo Vta.	Dif. 1º
Vta 67		
16	2:02.310	
57	2:22.281	11 Laps
9	2:01.843	6 Laps
54	2:01.522	5 Laps
59	2:21.746	11 Laps
5	2:09.326	6 Laps
21	1:58.291	2 Laps
15	5:44.999	9 Laps
41	2:01.213	3 Laps
36	2:08.623	5 Laps
18	2:07.855	5 Laps
56	2:09.967	6 Laps
6	2:04.764	3 Laps
40	2:23.620	13 Laps
55	2:15.919	30 Laps
33	2:08.331	5 Laps
60	8:36.228	14 Laps
1	2:05.478	3 Laps
19	2:01.359	2 Laps
46	2:08.734	11 Laps
49	2:13.324	8 Laps
48	2:24.960	12 Laps
38	2:22.917	10 Laps
10	2:02.184	1 Lap
26	2:24.592	13 Laps

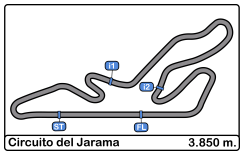

Circuito del Jarama
VI UV Endurance RACE Jarama
Carrera 4H
Análisis

45	2:08.530	6 Laps
4	2:11.022	4 Laps
52	2:16.809	11 Laps
43	2:10.606	9 Laps
58	2:12.348	5 Laps
53	7:52.549	10 Laps
42	2:10.191	11 Laps
39	8:52.058	12 Laps
37	2:05.406	4 Laps
2	2:10.756	2 Laps
34	2:18.586	6 Laps
35	2:03.766	2 Laps
54	2:00.295	4 Laps
9	2:02.492	5 Laps

Num	Tiempo Vta.	Dif. 1º

Vta 68

16	2:05.707	
21	1:58.528	2 Laps
14	2:14.313	12 Laps
41	2:01.947	3 Laps
5	2:09.931	6 Laps
59	2:20.499	11 Laps
57	2:21.833	11 Laps
18	2:01.690	5 Laps
6	2:03.014	3 Laps
36	2:08.872	5 Laps
56	2:08.361	6 Laps
19	2:03.173	2 Laps
33	2:09.655	5 Laps
1	2:07.229	3 Laps
46	2:07.895	11 Laps
55	2:19.984	30 Laps
40	2:25.390	13 Laps
60	2:20.582	14 Laps
10	2:03.391	1 Lap
49	2:12.006	8 Laps
31	3:38.519	10 Laps
44	8:12.408	19 Laps
45	2:08.965	6 Laps
4	2:10.531	4 Laps
38	2:23.588	10 Laps
52	2:13.908	11 Laps
43	2:11.523	9 Laps
48	2:29.308	12 Laps
26	2:27.534	13 Laps
58	2:10.186	5 Laps
53	2:11.285	10 Laps
37	2:04.593	4 Laps
42	2:10.308	11 Laps
15	3:29.586	9 Laps
54	2:00.489	4 Laps
39	2:35.644	12 Laps
2	2:10.395	2 Laps
9	2:01.651	5 Laps
21	1:59.004	1 Lap
35	2:06.424	2 Laps

Num	Tiempo Vta.	Dif. 1º

Vta 69

16	2:03.606	
41	2:03.678	3 Laps
34	2:24.933	7 Laps
14	2:13.457	12 Laps
5	2:11.894	6 Laps
18	2:04.388	5 Laps
6	2:04.357	3 Laps
36	2:08.522	5 Laps
19	2:01.539	2 Laps
59	2:21.908	11 Laps
56	2:09.229	6 Laps
51	5:57.574	9 Laps
57	2:23.573	11 Laps
1	2:04.048	3 Laps
33	2:08.133	5 Laps
46	2:06.767	11 Laps
10	2:03.894	1 Lap
55	2:13.979	30 Laps
47	8:41.422	12 Laps
49	2:12.466	8 Laps
31	2:10.007	10 Laps
60	2:21.240	14 Laps
45	2:08.138	6 Laps
40	2:24.796	13 Laps
4	2:08.126	4 Laps
44	2:11.836	19 Laps
43	2:10.249	9 Laps
52	2:12.716	11 Laps
38	2:19.485	10 Laps
58	2:10.903	5 Laps
37	2:04.722	4 Laps
53	2:13.070	10 Laps
15	2:02.965	9 Laps
48	2:22.786	12 Laps
26	2:26.979	13 Laps
42	2:16.453	11 Laps
54	2:00.329	4 Laps
21	1:59.176	1 Lap
9	2:02.329	5 Laps
35	2:04.109	2 Laps

Num	Tiempo Vta.	Dif. 1º

Vta 70

16	2:02.372	
2	2:11.647	3 Laps
39	2:15.275	13 Laps
41	2:01.409	3 Laps
18	2:03.182	5 Laps
6	2:03.471	3 Laps
14	2:14.387	12 Laps
5	2:10.710	6 Laps
19	1:59.811	2 Laps
34	2:23.157	7 Laps
36	2:09.633	5 Laps
56	2:08.311	6 Laps
1	2:05.115	3 Laps
33	2:09.893	5 Laps
10	2:03.888	1 Lap
46	2:10.335	11 Laps
59	2:22.621	11 Laps
57	2:22.682	11 Laps
55	2:15.666	30 Laps
31	2:12.662	10 Laps
49	2:13.735	8 Laps
45	2:08.778	6 Laps
4	2:08.851	4 Laps
47	2:23.430	12 Laps
44	2:11.085	19 Laps
60	2:22.103	14 Laps
40	2:22.380	13 Laps
43	2:12.278	9 Laps
37	2:03.662	4 Laps
15	2:02.819	9 Laps
58	2:12.489	5 Laps
38	2:22.837	10 Laps
54	2:00.961	4 Laps
21	1:59.328	1 Lap
48	2:19.607	12 Laps
53	2:24.352	10 Laps
9	2:02.359	5 Laps

Num	Tiempo Vta.	Dif. 1º

Vta 71

16	2:02.069	
35	2:04.265	3 Laps
26	2:26.264	14 Laps
41	2:01.693	3 Laps
2	2:10.047	3 Laps
18	2:02.007	5 Laps
39	2:19.218	13 Laps
19	2:00.759	2 Laps
6	2:08.160	3 Laps
5	2:09.975	6 Laps
14	2:15.583	12 Laps
1	2:04.457	3 Laps
36	2:10.057	5 Laps
56	2:08.512	6 Laps
34	2:22.540	7 Laps
10	2:02.470	1 Lap
33	2:08.979	5 Laps
46	2:08.318	11 Laps
59	2:19.824	11 Laps
57	2:19.207	11 Laps
55	2:12.757	30 Laps
31	2:06.834	10 Laps
45	2:08.284	6 Laps
4	2:08.644	4 Laps
49	2:13.462	8 Laps
44	2:09.466	19 Laps
37	2:04.380	4 Laps
15	2:03.210	9 Laps
47	2:20.181	12 Laps
43	2:11.433	9 Laps
52	4:24.258	12 Laps
60	2:21.952	14 Laps
40	2:19.410	13 Laps
58	2:11.903	5 Laps
54	1:59.838	4 Laps
21	2:00.243	1 Lap
9	2:02.978	5 Laps

Num	Tiempo Vta.	Dif. 1º

Vta 72

16	2:02.527	
35	2:04.044	3 Laps
38	2:23.309	11 Laps
41	2:00.979	3 Laps
48	2:25.519	13 Laps
2	2:09.954	3 Laps
18	2:02.675	5 Laps
26	2:25.182	14 Laps
19	2:00.427	2 Laps
39	2:15.773	13 Laps
6	2:10.341	3 Laps
5	2:08.386	6 Laps
1	2:03.933	3 Laps
36	2:08.548	5 Laps
56	2:08.108	6 Laps
10	2:03.807	1 Lap
14	2:20.112	12 Laps
33	2:08.727	5 Laps
46	2:06.560	11 Laps
34	2:20.139	7 Laps
31	2:09.416	10 Laps
45	2:08.401	6 Laps
59	2:20.648	11 Laps
4	2:10.148	4 Laps
57	2:21.107	11 Laps
55	2:16.382	30 Laps
49	2:10.721	8 Laps

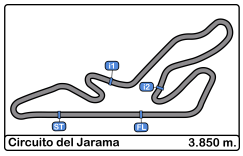

Circuito del Jarama
VI UV Endurance RACE Jarama
Carrera 4H
Análisis

37	2:05.260	4 Laps
15	2:02.303	9 Laps
44	2:10.815	19 Laps
54	1:59.889	4 Laps
21	2:00.131	1 Lap
43	2:10.772	9 Laps
47	2:20.170	12 Laps
9	2:05.341	5 Laps
58	2:15.961	5 Laps

Num	Tiempo Vta.	Dif. 1º

Vta 73

16	2:02.646	
40	2:20.081	14 Laps
60	2:21.849	15 Laps
35	2:03.481	3 Laps
41	2:02.958	3 Laps
52	2:38.355	13 Laps
18	2:03.185	5 Laps
38	2:21.270	11 Laps
19	2:01.761	2 Laps
2	2:11.103	3 Laps
48	2:20.722	13 Laps
26	2:23.747	14 Laps
1	2:05.324	3 Laps
5	2:10.738	6 Laps
10	2:03.506	1 Lap
6	2:18.673	3 Laps
36	2:11.814	5 Laps
56	2:09.400	6 Laps
39	2:30.307	13 Laps
33	2:09.390	5 Laps
46	2:07.696	11 Laps
14	2:14.266	12 Laps
34	2:17.730	7 Laps
31	2:06.476	10 Laps
45	2:11.050	6 Laps
15	2:03.401	9 Laps
4	2:09.351	4 Laps
37	2:06.990	4 Laps
55	2:14.133	30 Laps
49	2:12.622	8 Laps
54	2:01.689	4 Laps
21	2:00.631	1 Lap
44	2:10.618	19 Laps
59	2:23.687	11 Laps
57	2:23.255	11 Laps
43	2:09.951	9 Laps
9	2:02.141	5 Laps

Num	Tiempo Vta.	Dif. 1º

Vta 74

16	2:01.853	
41	2:00.938	3 Laps
35	2:04.475	3 Laps
58	2:14.575	6 Laps
47	2:22.477	13 Laps
40	2:18.771	14 Laps
60	2:20.179	15 Laps
19	2:01.238	2 Laps
18	2:05.168	5 Laps
52	2:14.887	13 Laps
2	2:09.929	3 Laps
42	9:11.362	15 Laps
38	2:20.385	11 Laps
48	2:19.186	13 Laps
1	2:04.006	3 Laps
5	2:09.234	6 Laps
10	2:05.012	1 Lap
56	2:08.661	6 Laps
36	2:09.578	5 Laps
26	2:27.225	14 Laps
33	2:09.385	5 Laps
46	2:09.092	11 Laps
39	2:15.765	13 Laps
14	2:14.199	12 Laps
31	2:08.876	10 Laps
15	2:03.949	9 Laps
37	2:04.869	4 Laps
21	2:00.088	1 Lap
54	2:02.356	4 Laps
45	2:11.034	6 Laps
34	2:24.097	7 Laps
4	2:09.835	4 Laps
53	8:07.081	13 Laps
44	2:10.200	19 Laps
49	2:12.736	8 Laps
55	2:14.935	30 Laps
9	2:02.368	5 Laps

Num	Tiempo Vta.	Dif. 1º

Vta 75

16	2:03.460	
43	2:11.789	10 Laps
41	2:01.151	3 Laps
59	2:21.762	12 Laps
35	2:04.052	3 Laps
57	2:20.127	12 Laps
19	2:00.012	2 Laps
58	2:12.558	6 Laps
18	2:02.888	5 Laps
47	2:20.503	13 Laps
40	2:19.530	14 Laps
60	2:19.976	15 Laps
52	2:15.022	13 Laps
2	2:09.923	3 Laps
1	2:05.511	3 Laps
10	2:02.014	1 Lap
38	2:20.444	11 Laps
48	2:19.299	13 Laps
5	2:10.115	6 Laps
56	2:08.450	6 Laps
36	2:08.651	5 Laps
33	2:08.679	5 Laps
39	2:14.360	13 Laps
14	2:15.545	12 Laps
26	2:28.254	14 Laps
15	2:02.382	9 Laps
21	1:58.755	1 Lap
31	2:08.161	10 Laps
54	2:00.815	4 Laps
37	2:05.566	4 Laps
4	2:07.857	4 Laps
45	2:11.901	6 Laps
44	2:09.572	19 Laps
53	2:13.249	13 Laps
9	2:04.466	5 Laps

Num	Tiempo Vta.	Dif. 1º

Vta 76

16	2:04.373	
41	2:01.034	3 Laps
49	2:12.798	9 Laps
34	2:25.373	8 Laps
55	2:15.156	31 Laps
35	2:03.787	3 Laps
43	2:11.219	10 Laps
19	2:00.356	2 Laps
59	2:21.149	12 Laps
18	2:03.417	5 Laps
57	2:21.443	12 Laps
58	2:12.367	6 Laps
47	2:19.825	13 Laps
2	2:09.819	3 Laps
40	2:18.906	14 Laps
52	2:15.597	13 Laps
1	2:04.561	3 Laps
10	2:01.513	1 Lap
60	2:21.946	15 Laps
46	3:48.183	12 Laps
5	2:09.014	6 Laps
56	2:08.194	6 Laps
38	2:19.973	11 Laps
36	2:09.169	5 Laps
48	2:19.480	13 Laps
33	2:09.230	5 Laps
21	2:00.998	1 Lap
15	2:04.271	9 Laps
39	2:14.383	13 Laps
37	2:05.593	4 Laps
31	2:10.461	10 Laps
14	2:21.296	12 Laps
4	2:09.634	4 Laps
26	2:28.986	14 Laps
54	2:22.399	4 Laps
9	2:03.299	5 Laps
41	2:01.215	2 Laps
45	2:12.411	6 Laps

Num	Tiempo Vta.	Dif. 1º

Vta 77

16	2:05.378	
44	2:11.356	20 Laps
53	2:14.363	14 Laps
49	2:11.275	9 Laps
35	2:05.566	3 Laps
19	1:59.704	2 Laps
55	2:14.325	31 Laps
43	2:12.096	10 Laps
18	2:02.542	5 Laps
34	2:23.237	8 Laps
58	2:13.432	6 Laps
59	2:20.752	12 Laps
57	2:20.343	12 Laps
1	2:06.593	3 Laps
2	2:10.346	3 Laps
10	2:04.175	1 Lap
47	2:19.918	13 Laps
40	2:17.032	14 Laps
52	2:15.806	13 Laps
60	2:20.107	15 Laps
5	2:09.956	6 Laps
56	2:08.817	6 Laps
36	2:13.057	5 Laps
38	2:19.432	11 Laps
21	1:59.491	1 Lap
33	2:13.717	5 Laps
15	2:03.216	9 Laps
48	2:24.705	13 Laps
37	2:03.957	4 Laps
39	2:15.875	13 Laps
31	2:06.923	10 Laps
4	2:07.141	4 Laps
9	2:02.773	5 Laps
41	2:02.327	2 Laps
14	2:15.314	12 Laps

Num	Tiempo Vta.	Dif. 1º

Vta 78

16	2:06.321	
45	2:12.309	7 Laps

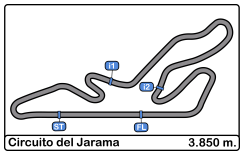

Circuito del Jarama
VI UV Endurance RACE Jarama
Carrera 4H
Análisis

35	2:03.623	3 Laps
19	2:00.849	2 Laps
44	2:11.995	20 Laps
49	2:11.544	9 Laps
53	2:14.632	14 Laps
26	2:27.732	15 Laps
18	2:03.058	5 Laps
55	2:11.033	31 Laps
43	2:11.541	10 Laps
34	2:19.471	8 Laps
58	2:12.608	6 Laps
10	2:02.964	1 Lap
1	2:05.258	3 Laps
59	2:21.842	12 Laps
57	2:22.085	12 Laps
2	2:09.952	3 Laps
52	2:14.921	13 Laps
40	2:16.675	14 Laps
47	2:20.015	13 Laps
5	2:10.110	6 Laps
56	2:08.752	6 Laps
21	1:58.639	1 Lap
60	2:21.120	15 Laps
36	2:10.199	5 Laps
15	2:02.445	9 Laps
33	2:11.687	5 Laps
38	2:19.216	11 Laps
37	2:05.125	4 Laps
48	2:16.957	13 Laps
31	2:07.465	10 Laps
9	2:02.439	5 Laps
41	2:02.383	2 Laps
39	2:12.984	13 Laps
4	2:08.199	4 Laps

Num	Tiempo Vta.	Dif. 1º
Vta 79		
16	2:04.466	
19	1:59.901	2 Laps
35	2:03.904	3 Laps
14	2:15.872	13 Laps
45	2:13.751	7 Laps
44	2:10.093	20 Laps
18	2:02.744	5 Laps
49	2:11.884	9 Laps
53	2:11.348	14 Laps
55	2:09.408	31 Laps
43	2:10.793	10 Laps
26	2:31.134	15 Laps
34	2:21.707	8 Laps
1	2:05.288	3 Laps
58	2:16.334	6 Laps
2	2:09.038	3 Laps
10	2:17.782	1 Lap
59	2:20.801	12 Laps
57	2:20.476	12 Laps
21	1:58.598	1 Lap
52	2:13.330	13 Laps
5	2:09.891	6 Laps
40	2:16.563	14 Laps
56	2:08.764	6 Laps
46	6:44.907	14 Laps
47	2:18.459	13 Laps
15	2:01.618	9 Laps
36	2:09.275	5 Laps
37	2:03.551	4 Laps
60	2:21.147	15 Laps
33	2:09.673	5 Laps
41	2:01.634	2 Laps
9	2:02.166	5 Laps
31	2:09.355	10 Laps
38	2:22.248	11 Laps
19	2:01.794	1 Lap
4	2:08.572	4 Laps

Num	Tiempo Vta.	Dif. 1º
Vta 80		
16	2:04.313	
39	2:15.940	14 Laps
35	2:03.252	3 Laps
48	2:26.775	14 Laps
18	2:02.651	5 Laps
44	2:10.650	20 Laps
45	2:15.535	7 Laps
49	2:10.942	9 Laps
55	2:08.909	31 Laps
53	2:12.983	14 Laps
43	2:11.315	10 Laps
14	2:41.600	13 Laps
1	2:05.121	3 Laps
58	2:13.110	6 Laps
2	2:09.763	3 Laps
34	2:21.093	8 Laps
21	1:58.156	1 Lap
15	2:02.686	9 Laps
59	2:20.516	12 Laps
5	2:09.997	6 Laps
52	2:14.030	13 Laps
57	2:21.550	12 Laps
56	2:08.675	6 Laps
46	2:08.674	14 Laps
40	2:17.727	14 Laps
36	2:10.372	5 Laps
47	2:17.400	13 Laps
37	2:04.565	4 Laps
41	2:01.004	2 Laps
9	2:01.728	5 Laps
33	2:09.786	5 Laps
19	1:59.670	1 Lap
60	2:20.572	15 Laps
31	2:07.703	10 Laps

Num	Tiempo Vta.	Dif. 1º
Vta 81		
16	2:03.774	
35	2:02.429	3 Laps
4	2:09.077	5 Laps
39	2:12.651	14 Laps
18	2:01.943	5 Laps
48	2:16.915	14 Laps
44	2:09.655	20 Laps
8	44:13.796	26 Laps
49	2:10.161	9 Laps
55	2:09.541	31 Laps
45	2:16.526	7 Laps
43	2:10.662	10 Laps
53	2:14.720	14 Laps
1	2:08.143	3 Laps
21	1:58.267	1 Lap
26	4:32.960	16 Laps
58	2:13.770	6 Laps
42	15:12.109	21 Laps
15	2:02.331	9 Laps
34	2:20.910	8 Laps
5	2:09.990	6 Laps
56	2:09.525	6 Laps
46	2:09.115	14 Laps
52	2:12.637	13 Laps
37	2:04.131	4 Laps
59	2:21.679	12 Laps
57	2:21.098	12 Laps
41	2:03.263	2 Laps
9	2:02.643	5 Laps
40	2:18.771	14 Laps
19	1:58.574	1 Lap
47	2:17.195	13 Laps
33	2:08.760	5 Laps
31	2:07.763	10 Laps
35	2:04.645	2 Laps
4	2:08.411	4 Laps
60	2:21.186	15 Laps
18	2:04.136	4 Laps
36	2:43.361	5 Laps
39	2:14.203	13 Laps
44	2:09.583	19 Laps
8	2:08.888	25 Laps
48	2:20.149	13 Laps
49	2:10.743	8 Laps
14	4:04.865	13 Laps
55	2:11.280	30 Laps
43	2:09.589	9 Laps
53	2:10.078	13 Laps
45	2:16.252	6 Laps
1	2:03.417	2 Laps
21	1:58.671	3:03.024
58	2:11.825	5 Laps
15	2:01.229	8 Laps
26	2:22.815	15 Laps
42	2:10.358	20 Laps
34	2:15.898	7 Laps
5	2:08.562	5 Laps
56	2:08.009	5 Laps
46	2:08.202	13 Laps
2	4:43.062	3 Laps
37	2:04.121	3 Laps
52	2:11.327	12 Laps
9	2:01.234	4 Laps
41	2:03.266	1 Lap
19	2:00.915	3:53.601
33	2:09.609	4 Laps
59	2:20.228	11 Laps
57	2:21.372	11 Laps
40	2:17.394	13 Laps
35	2:03.695	1 Lap
47	2:16.884	12 Laps
31	2:09.229	9 Laps

Num	Tiempo Vta.	Dif. 1º
Vta 82		
16	4:15.950	
4	2:08.587	4 Laps
60	2:19.514	15 Laps
39	2:14.062	13 Laps
44	2:11.674	19 Laps
8	2:10.714	25 Laps
49	2:11.519	8 Laps
55	2:11.787	30 Laps
53	2:11.661	13 Laps
21	2:00.746	47.820
1	2:04.737	2 Laps
43	2:18.543	9 Laps
48	2:31.653	13 Laps
15	2:00.949	8 Laps
42	2:09.795	20 Laps
58	2:22.437	5 Laps
5	2:08.268	5 Laps
56	2:08.358	5 Laps
37	2:04.513	3 Laps
9	2:02.388	4 Laps

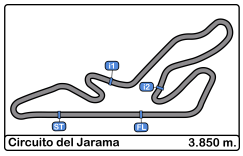

Circuito del Jarama
VI UV Endurance RACE Jarama
Carrera 4H
Análisis

46	2:09.814	13 Laps
41	2:02.090	1 Lap
19	2:00.272	1:37.923
26	2:24.993	15 Laps
34	2:20.433	7 Laps
52	2:15.095	12 Laps
33	2:09.036	4 Laps
35	2:04.833	1 Lap
18	4:04.283	4 Laps
47	2:16.689	12 Laps
59	2:21.200	11 Laps
31	2:14.845	9 Laps
40	2:19.267	13 Laps
57	2:22.280	11 Laps
4	2:18.063	3 Laps
45	3:56.352	6 Laps
39	2:15.436	12 Laps
44	2:10.206	18 Laps
60	2:21.611	14 Laps
8	2:17.839	24 Laps
55	2:12.809	29 Laps
49	2:17.220	7 Laps
53	2:12.044	12 Laps
1	2:21.889	1 Lap
15	2:01.176	7 Laps
37	2:04.456	2 Laps
41	2:03.864	3:41.549

Num	Tiempo Vta.	Dif. 1º
Vta 83		
19	2:04.518	
42	2:17.579	20 Laps
5	2:09.888	5 Laps
56	2:09.927	5 Laps
46	2:08.815	13 Laps
6	23:41.101	12 Laps
26	2:22.267	15 Laps
52	2:14.957	12 Laps
14	5:43.224	14 Laps
33	2:19.430	4 Laps
34	2:33.849	7 Laps
47	2:14.697	12 Laps
21	3:37.852	43.231
40	2:16.869	13 Laps
31	2:18.664	9 Laps
59	2:21.466	11 Laps
57	2:19.763	11 Laps
44	2:11.191	18 Laps
38	11:17.994	14 Laps
39	2:21.135	12 Laps
60	2:19.748	14 Laps
55	2:10.318	29 Laps
53	2:11.226	12 Laps
49	2:14.765	7 Laps
15	2:00.253	7 Laps
16	5:23.173	1:40.732
48	4:38.408	13 Laps
58	4:06.294	5 Laps

Num	Tiempo Vta.	Dif. 1º
Vta 84		
19	1:59.668	
41	2:02.473	1 Lap
37	2:12.705	3 Laps
56	2:09.021	5 Laps
6	2:08.122	12 Laps
46	2:09.090	13 Laps
8	3:06.827	25 Laps
5	2:15.741	5 Laps
35	4:03.649	2 Laps
9	4:29.328	5 Laps
52	2:13.609	12 Laps
26	2:23.165	15 Laps
47	2:15.693	12 Laps
40	2:15.826	13 Laps
57	2:20.391	11 Laps
4	4:33.091	4 Laps
59	2:26.712	11 Laps
44	2:09.443	18 Laps
43	6:09.881	10 Laps
15	2:00.778	7 Laps
18	5:08.888	5 Laps
1	4:07.117	2 Laps
60	2:20.396	14 Laps
49	2:14.472	7 Laps
16	2:02.190	1:43.254
55	2:24.798	29 Laps
53	2:20.517	12 Laps

Num	Tiempo Vta.	Dif. 1º
Vta 85		
19	2:00.108	
41	2:02.602	1 Lap
58	2:09.644	6 Laps
48	2:17.063	14 Laps
2	8:22.112	6 Laps
6	2:04.279	12 Laps
45	5:30.117	8 Laps
56	2:08.875	5 Laps
8	2:07.696	25 Laps
46	2:09.280	13 Laps
33	4:11.872	5 Laps
52	2:21.866	12 Laps
26	2:22.026	15 Laps
47	2:13.823	12 Laps
4	2:06.343	4 Laps
40	2:24.760	13 Laps
44	2:09.657	18 Laps
18	1:59.091	5 Laps
15	2:00.590	7 Laps
43	2:13.658	10 Laps
1	2:03.595	2 Laps
57	2:29.389	11 Laps
16	2:01.217	1:44.363
49	2:12.883	7 Laps
38	4:47.140	15 Laps
60	2:20.403	14 Laps

Num	Tiempo Vta.	Dif. 1º
Vta 86		
19	2:01.779	
41	2:02.274	1 Lap
53	2:21.403	13 Laps
58	2:07.504	6 Laps
6	2:03.855	12 Laps
21	5:38.300	2 Laps
48	2:14.222	14 Laps
2	2:14.988	6 Laps
37	4:16.013	4 Laps
8	2:06.766	25 Laps
5	4:11.231	6 Laps
45	2:09.471	8 Laps
46	2:08.419	13 Laps
56	2:16.937	5 Laps
34	6:04.368	9 Laps
39	5:43.924	14 Laps
33	2:14.308	5 Laps
47	2:12.923	12 Laps
4	2:05.571	4 Laps
26	2:21.941	15 Laps
18	1:59.795	5 Laps
15	2:00.667	7 Laps
35	5:13.082	3 Laps
9	5:11.829	6 Laps
31	6:49.788	11 Laps
44	2:11.438	18 Laps
1	2:03.049	2 Laps
59	4:26.726	12 Laps
16	1:59.471	1:42.055
43	2:12.280	10 Laps

Num	Tiempo Vta.	Dif. 1º
Vta 87		
19	2:00.215	
41	2:03.413	1 Lap
38	2:18.527	16 Laps
60	2:18.986	15 Laps
36	13:58.667	10 Laps
58	2:07.307	6 Laps
49	2:26.369	8 Laps
21	2:01.354	2 Laps
6	2:02.553	12 Laps
37	2:06.343	4 Laps
8	2:07.199	25 Laps
2	2:10.974	6 Laps
46	2:07.409	13 Laps
48	2:14.773	14 Laps
5	2:08.931	6 Laps
45	2:08.790	8 Laps
34	2:19.089	9 Laps
33	2:12.708	5 Laps
55	5:35.931	31 Laps
39	2:23.874	14 Laps
18	1:57.427	5 Laps
15	1:59.885	7 Laps
4	2:06.962	4 Laps
35	2:04.266	3 Laps
9	2:02.178	6 Laps
47	2:16.366	12 Laps
16	2:00.936	1:42.776
1	2:02.757	2 Laps
31	2:10.229	11 Laps
44	2:10.938	18 Laps
26	2:26.392	15 Laps
43	2:12.786	10 Laps

Num	Tiempo Vta.	Dif. 1º
Vta 88		
19	2:01.459	
59	2:26.154	13 Laps
57	4:32.940	13 Laps
41	2:06.875	1 Lap
21	2:01.103	2 Laps
36	2:09.028	10 Laps
58	2:07.535	6 Laps
38	2:20.661	16 Laps
60	2:20.045	15 Laps
6	2:16.368	12 Laps
37	2:06.983	4 Laps
8	2:07.085	25 Laps
46	2:05.762	13 Laps
2	2:10.493	6 Laps
5	2:07.544	6 Laps
45	2:09.426	8 Laps
48	2:14.638	14 Laps
56	4:18.952	6 Laps
40	5:37.382	15 Laps
34	2:17.376	9 Laps
33	2:12.218	5 Laps
18	2:01.178	5 Laps
15	2:02.068	7 Laps

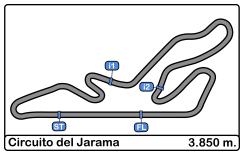

Circuito del Jarama
VI UV Endurance RACE Jarama
Carrera 4H
Análisis

55	2:12.946	31 Laps
53	5:27.291	14 Laps
4	2:04.963	4 Laps
35	2:05.209	3 Laps
9	2:05.200	6 Laps
16	2:00.431	1:41.748
1	2:02.727	2 Laps
39	2:23.118	14 Laps
47	2:14.643	12 Laps
31	2:08.861	11 Laps
44	2:08.903	18 Laps
52	7:07.245	14 Laps

Num	Tiempo Vta.	Dif. 1º
Vta 89		
19	2:00.427	
43	2:14.491	11 Laps
26	2:22.247	16 Laps
21	2:02.415	2 Laps
59	2:24.342	13 Laps
57	2:20.296	13 Laps
58	2:07.379	6 Laps
36	2:09.345	10 Laps
37	2:07.145	4 Laps
8	2:06.244	25 Laps
46	2:05.546	13 Laps
5	2:07.440	6 Laps
2	2:10.322	6 Laps
45	2:07.897	8 Laps
38	2:19.851	16 Laps
60	2:20.550	15 Laps
56	2:08.705	6 Laps
48	2:12.793	14 Laps
18	1:57.747	5 Laps
40	2:27.529	15 Laps
34	2:17.679	9 Laps
33	2:12.254	5 Laps
49	5:19.784	9 Laps
4	2:05.266	4 Laps
9	2:01.445	6 Laps
55	2:10.666	31 Laps
35	2:03.907	3 Laps

Num	Tiempo Vta.	Dif. 1º
16	2:01.459	1:42.780
15	2:12.509	7 Laps
1	2:02.604	2 Laps
53	2:15.559	14 Laps
Vta 90		
19	2:01.820	
31	2:08.773	12 Laps
39	2:21.762	15 Laps
44	2:10.907	19 Laps
47	2:14.678	13 Laps
52	2:13.258	15 Laps
43	2:14.133	11 Laps
21	2:01.687	2 Laps
26	2:20.719	16 Laps
58	2:07.089	6 Laps
36	2:08.775	10 Laps
37	2:06.777	4 Laps
8	2:06.394	25 Laps
46	2:05.843	13 Laps
57	2:21.195	13 Laps
59	2:23.734	13 Laps
5	2:07.141	6 Laps
45	2:07.052	8 Laps
2	2:09.552	6 Laps
56	2:08.349	6 Laps
38	2:19.133	16 Laps
48	2:12.275	14 Laps
18	1:56.441	5 Laps
60	2:26.187	15 Laps
9	2:02.818	6 Laps
16	2:03.021	1:43.981
4	2:06.479	4 Laps
35	2:04.264	3 Laps
33	2:11.946	5 Laps
34	2:16.038	9 Laps
1	2:01.697	2 Laps
55	2:11.187	31 Laps
6	5:20.777	13 Laps
40	2:30.745	15 Laps
53	2:13.185	14 Laps

Num	Tiempo Vta.	Dif. 1º
49	2:31.433	9 Laps
31	2:07.555	11 Laps
Vta 91		
19	2:10.282	
44	2:08.099	19 Laps
47	2:12.437	13 Laps
39	2:18.370	15 Laps
21	2:01.300	2 Laps
52	2:13.030	15 Laps
43	2:12.691	11 Laps
58	2:07.821	6 Laps
36	2:08.600	10 Laps
26	2:22.199	16 Laps
37	2:06.353	4 Laps
46	2:08.032	13 Laps
8	2:09.099	25 Laps
5	2:07.055	6 Laps
45	2:07.656	8 Laps
57	2:19.834	13 Laps
2	2:12.718	6 Laps
59	2:21.590	13 Laps
18	1:57.609	5 Laps
56	2:08.540	6 Laps
48	2:11.552	14 Laps
38	2:20.127	16 Laps
9	2:01.014	6 Laps
15	4:02.129	8 Laps
16	2:00.926	1:34.625
35	2:02.968	3 Laps
1	2:01.278	2 Laps
4	2:05.130	4 Laps
33	2:10.286	5 Laps
55	2:09.864	31 Laps
34	2:15.678	9 Laps
6	2:08.144	13 Laps
53	2:11.494	14 Laps
31	2:08.405	11 Laps
44	2:09.266	18 Laps
40	2:26.388	15 Laps
21	2:02.042	1 Lap

Num	Tiempo Vta.	Dif. 1º
49	2:27.522	9 Laps
52	2:12.172	14 Laps
47	2:18.964	12 Laps
39	2:17.484	14 Laps
43	2:13.363	10 Laps
58	2:07.284	5 Laps
36	2:08.599	9 Laps
37	2:06.070	3 Laps
46	2:05.018	12 Laps
5	2:07.556	5 Laps
8	2:13.038	24 Laps
45	2:07.339	7 Laps
18	1:57.427	4 Laps
26	2:24.640	15 Laps
56	2:08.348	5 Laps
57	2:19.965	12 Laps
59	2:21.622	12 Laps
48	2:12.469	13 Laps
2	2:26.874	5 Laps
15	2:00.673	7 Laps
9	2:03.280	5 Laps

Num	Tiempo Vta.	Dif. 1º
Vta 92		
16	2:01.846	
1	2:01.516	2 Laps
35	2:03.713	3 Laps
38	2:20.731	16 Laps
41	9:41.036	4 Laps
4	2:03.428	4 Laps
33	2:11.749	5 Laps
6	2:04.851	13 Laps
55	2:09.047	31 Laps
19	4:04.668	28.197
34	2:17.835	9 Laps
31	2:07.339	11 Laps
53	2:12.779	14 Laps
21	2:00.879	1 Lap
44	2:11.181	18 Laps
40	2:22.812	15 Laps
52	2:12.992	14 Laps
39	2:16.237	14 Laps

Num	Tiempo Vta.	Dif. 1º
58	2:06.937	5 Laps
49	2:25.335	9 Laps
43	2:12.746	10 Laps
36	2:08.050	9 Laps
37	2:05.866	3 Laps
46	2:04.925	12 Laps
18	1:57.157	4 Laps
5	2:07.467	5 Laps
45	2:06.981	7 Laps
56	2:08.798	5 Laps
60	6:16.400	16 Laps
26	2:21.754	15 Laps
15	2:01.784	7 Laps

Num	Tiempo Vta.	Dif. 1º
Vta 93		
16	2:00.038	
48	2:12.740	14 Laps
9	2:04.078	6 Laps
57	2:20.672	13 Laps
1	2:02.357	2 Laps
41	2:04.374	4 Laps
35	2:05.114	3 Laps
4	2:04.014	4 Laps
59	2:22.086	13 Laps
38	2:18.875	16 Laps
6	2:05.163	13 Laps
19	1:59.073	27.232
33	2:11.590	5 Laps
55	2:08.777	31 Laps
21	2:01.561	1 Lap
31	2:09.179	11 Laps
34	2:17.180	9 Laps
53	2:13.429	14 Laps
44	2:10.837	18 Laps
52	2:12.881	14 Laps
58	2:07.711	5 Laps
18	1:58.751	4 Laps
40	2:22.476	15 Laps
39	2:14.191	14 Laps
43	2:10.997	10 Laps
37	2:05.718	3 Laps

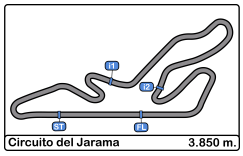

Circuito del Jarama
VI UV Endurance RACE Jarama
Carrera 4H
Análisis

36	2:09.742	9 Laps
46	2:11.525	12 Laps
5	2:07.265	5 Laps
45	2:07.139	7 Laps
42	23:31.701	29 Laps
49	2:28.712	9 Laps
47	4:55.845	13 Laps
8	4:25.189	25 Laps
56	2:09.693	5 Laps

Num	Tiempo Vta.	Dif. 1º
Vta 94		
16	2:00.218	
15	2:01.480	8 Laps
9	2:01.145	6 Laps
1	2:02.181	2 Laps
60	2:21.820	17 Laps
48	2:12.218	14 Laps
35	2:04.765	3 Laps
4	2:04.532	4 Laps
41	2:05.813	4 Laps
26	2:22.711	16 Laps
57	2:20.005	13 Laps
19	1:59.127	26.141
6	2:05.919	13 Laps
59	2:21.293	13 Laps
55	2:07.454	31 Laps
21	2:00.710	1 Lap
33	2:10.249	5 Laps
38	2:21.181	16 Laps
31	2:09.936	11 Laps
53	2:14.284	14 Laps
34	2:17.821	9 Laps
44	2:17.350	18 Laps
18	1:57.537	4 Laps
52	2:13.355	14 Laps
58	2:08.903	5 Laps
37	2:07.314	3 Laps
43	2:11.633	10 Laps
39	2:15.170	14 Laps
36	2:10.791	9 Laps
5	2:07.460	5 Laps

40	2:22.391	15 Laps
45	2:06.477	7 Laps
42	2:10.050	29 Laps
47	2:07.948	13 Laps
8	2:09.856	25 Laps

Num	Tiempo Vta.	Dif. 1º
Vta 95		
16	1:59.625	
15	2:02.197	8 Laps
9	2:01.090	6 Laps
56	2:08.585	6 Laps
49	2:25.360	10 Laps
1	2:01.681	2 Laps
35	2:04.265	3 Laps
4	2:04.497	4 Laps
41	2:04.287	4 Laps
19	1:59.122	25.638
48	2:13.018	14 Laps
60	2:21.156	17 Laps
26	2:21.325	16 Laps
6	2:05.452	13 Laps
57	2:20.652	13 Laps
21	2:02.170	1 Lap
55	2:08.626	31 Laps
33	2:09.413	5 Laps
59	2:21.986	13 Laps
38	2:18.537	16 Laps
31	2:08.458	11 Laps
53	2:10.807	14 Laps
18	1:57.491	4 Laps
34	2:14.677	9 Laps
58	2:07.334	5 Laps
37	2:06.829	3 Laps
46	4:08.134	13 Laps
52	2:12.851	14 Laps
43	2:11.875	10 Laps
36	2:08.929	9 Laps
5	2:08.439	5 Laps
45	2:07.459	7 Laps
39	2:14.998	14 Laps

Num	Tiempo Vta.	Dif. 1º
Vta 96		
16	1:58.900	
47	2:07.767	14 Laps
42	2:11.640	30 Laps
15	1:59.595	8 Laps
9	2:01.291	6 Laps
40	2:21.675	16 Laps
1	2:02.201	2 Laps
8	2:11.868	26 Laps
56	2:10.524	6 Laps
35	2:03.677	3 Laps
4	2:03.688	4 Laps
41	2:04.219	4 Laps
19	1:59.219	25.957
49	2:23.119	10 Laps
48	2:11.485	14 Laps
6	2:06.375	13 Laps
21	2:00.441	1 Lap
60	2:22.810	17 Laps
55	2:07.647	31 Laps
33	2:09.510	5 Laps
57	2:20.088	13 Laps
26	2:32.559	16 Laps
31	2:08.010	11 Laps
18	1:56.750	4 Laps
59	2:20.955	13 Laps
38	2:17.987	16 Laps
44	4:09.960	19 Laps
53	2:10.766	14 Laps
34	2:15.414	9 Laps
58	2:07.276	5 Laps
37	2:06.213	3 Laps
46	2:05.961	13 Laps
52	2:11.750	14 Laps
36	2:08.580	9 Laps

Num	Tiempo Vta.	Dif. 1º
Vta 97		
16	1:59.070	
43	2:10.845	11 Laps
5	2:06.834	6 Laps
45	2:06.887	8 Laps
15	1:59.964	8 Laps
39	2:12.755	15 Laps
9	2:01.607	6 Laps
47	2:08.478	14 Laps
42	2:09.983	30 Laps
1	2:02.202	2 Laps
8	2:12.739	26 Laps
19	2:00.502	27.389
56	2:09.557	6 Laps
35	2:04.422	3 Laps
4	2:05.179	4 Laps
41	2:05.005	4 Laps
40	2:25.067	16 Laps
21	2:01.652	1 Lap
48	2:11.673	14 Laps
6	2:07.510	13 Laps
49	2:22.477	10 Laps
55	2:07.692	31 Laps
33	2:09.423	5 Laps
18	1:57.233	4 Laps
60	2:21.459	17 Laps
31	2:08.498	11 Laps
57	2:19.782	13 Laps
44	2:06.008	19 Laps
59	2:20.761	13 Laps
53	2:09.532	14 Laps
38	2:19.280	16 Laps
58	2:07.176	5 Laps
37	2:06.285	3 Laps
46	2:06.618	13 Laps
34	2:15.996	9 Laps

Num	Tiempo Vta.	Dif. 1º
Vta 98		
16	1:58.600	
15	2:00.813	8 Laps
36	2:08.376	10 Laps
52	2:12.720	15 Laps
5	2:06.988	6 Laps
43	2:10.859	11 Laps
9	2:02.223	6 Laps
45	2:09.492	8 Laps
1	2:03.199	2 Laps
47	2:08.265	14 Laps
39	2:14.733	15 Laps
19	1:59.134	27.923
35	2:05.141	3 Laps
4	2:04.061	4 Laps
42	2:19.966	30 Laps
41	2:03.756	4 Laps
56	2:10.027	6 Laps
8	2:14.310	26 Laps
21	2:00.645	1 Lap
40	2:21.113	16 Laps
6	2:05.064	13 Laps
48	2:16.975	14 Laps
18	1:56.614	4 Laps
55	2:06.229	31 Laps
49	2:19.299	10 Laps
33	2:09.157	5 Laps
26	4:25.265	17 Laps
60	2:20.323	17 Laps
44	2:06.205	19 Laps
31	2:16.392	11 Laps
57	2:19.250	13 Laps
53	2:10.043	14 Laps

Num	Tiempo Vta.	Dif. 1º
Vta 99		
16	2:00.064	
59	2:21.084	14 Laps
37	2:06.088	4 Laps
46	2:06.845	14 Laps
38	2:19.001	17 Laps
58	2:09.964	6 Laps
15	2:00.431	8 Laps
34	2:14.602	10 Laps
9	2:02.792	6 Laps
36	2:07.625	10 Laps
5	2:06.756	6 Laps
45	2:07.123	8 Laps
1	2:02.023	2 Laps
52	2:13.189	15 Laps

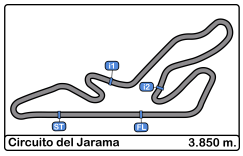

Circuito del Jarama
VI UV Endurance RACE Jarama
Carrera 4H
Análisis

43	2:11.344	11 Laps
19	1:59.738	27.597
47	2:07.777	14 Laps
35	2:03.565	3 Laps
4	2:03.437	4 Laps
39	2:14.222	15 Laps
41	2:03.274	4 Laps
56	2:09.469	6 Laps
8	2:08.687	26 Laps
21	2:00.757	1 Lap
6	2:05.239	13 Laps
18	1:56.004	4 Laps
40	2:20.446	16 Laps
55	2:05.222	31 Laps
48	2:11.564	14 Laps
33	2:10.152	5 Laps
49	2:21.822	10 Laps
44	2:06.763	19 Laps

Num	Tiempo Vta.	Dif. 1º
Vta 100		
16	2:00.541	
26	2:23.362	18 Laps
53	2:11.977	15 Laps
60	2:22.352	18 Laps
37	2:04.684	4 Laps
46	2:05.114	14 Laps
15	2:01.038	8 Laps
57	2:21.857	14 Laps
58	2:06.934	6 Laps
9	2:02.597	6 Laps
59	2:22.059	14 Laps
38	2:19.046	17 Laps
5	2:07.228	6 Laps
1	2:02.839	2 Laps
36	2:08.769	10 Laps
34	2:15.470	10 Laps
19	2:01.923	28.979
52	2:12.098	15 Laps
45	2:15.104	8 Laps
43	2:12.321	11 Laps
47	2:07.549	14 Laps
41	2:02.858	4 Laps
35	2:04.462	3 Laps
4	2:04.634	4 Laps
39	2:12.992	15 Laps
21	2:01.463	1 Lap
56	2:09.216	6 Laps
8	2:08.820	26 Laps
18	1:55.695	4 Laps
6	2:05.256	13 Laps
55	2:08.562	31 Laps
48	2:13.760	14 Laps
40	2:22.119	16 Laps
33	2:10.227	5 Laps
44	2:06.788	19 Laps
49	2:22.232	10 Laps

Num	Tiempo Vta.	Dif. 1º
Vta 101		
16	1:59.965	
15	2:01.075	8 Laps
37	2:08.282	4 Laps
46	2:07.162	14 Laps
58	2:07.563	6 Laps
53	2:17.301	15 Laps
9	2:01.771	6 Laps
26	2:22.415	18 Laps
60	2:22.981	18 Laps
1	2:02.259	2 Laps
57	2:19.455	14 Laps
5	2:06.794	6 Laps
19	2:02.328	31.342
36	2:09.353	10 Laps
38	2:19.353	17 Laps
34	2:14.107	10 Laps
59	2:22.237	14 Laps
41	2:02.456	4 Laps
47	2:07.722	14 Laps
35	2:03.263	3 Laps
4	2:03.683	4 Laps
52	2:13.313	15 Laps
43	2:12.183	11 Laps
21	2:00.838	1 Lap
18	1:57.830	4 Laps
56	2:08.618	6 Laps
39	2:14.066	15 Laps
8	2:07.825	26 Laps
6	2:03.854	13 Laps
55	2:08.684	31 Laps
48	2:11.675	14 Laps
33	2:10.879	5 Laps

Num	Tiempo Vta.	Dif. 1º
Vta 102		
16	1:59.828	
44	2:06.178	20 Laps
40	2:21.604	17 Laps
15	2:01.843	8 Laps
37	2:04.528	4 Laps
46	2:05.664	14 Laps
9	2:01.906	6 Laps
49	2:22.653	11 Laps
58	2:06.364	6 Laps
1	2:02.242	2 Laps
53	2:10.514	15 Laps
19	2:01.121	32.635
5	2:06.817	6 Laps
36	2:08.004	10 Laps
26	2:20.370	18 Laps
57	2:20.475	14 Laps
60	2:23.390	18 Laps
41	2:06.219	4 Laps
35	2:05.097	3 Laps
4	2:04.926	4 Laps
21	2:02.035	1 Lap
47	2:11.724	14 Laps
34	2:15.324	10 Laps
18	1:57.306	4 Laps
52	2:14.349	15 Laps
38	2:20.747	17 Laps
59	2:21.027	14 Laps
56	2:09.100	6 Laps
8	2:08.429	26 Laps
31	7:37.765	14 Laps
39	2:13.030	15 Laps
6	2:05.801	13 Laps
55	2:08.003	31 Laps
48	2:11.085	14 Laps

Num	Tiempo Vta.	Dif. 1º
Vta 103		
16	1:59.210	
33	2:09.261	6 Laps
44	2:05.909	20 Laps
15	2:00.970	8 Laps
40	2:21.102	17 Laps
37	2:03.938	4 Laps
9	2:01.206	6 Laps
46	2:06.107	14 Laps
1	2:01.716	2 Laps
58	2:08.159	6 Laps
19	2:00.720	34.145
43	3:49.867	12 Laps
53	2:11.242	15 Laps
5	2:09.194	6 Laps
36	2:08.585	10 Laps
41	2:01.759	4 Laps
49	2:30.174	11 Laps
35	2:03.100	3 Laps
21	2:00.534	1 Lap
18	1:58.820	4 Laps
4	2:04.685	4 Laps
47	2:07.339	14 Laps
26	2:21.894	18 Laps
57	2:19.998	14 Laps
34	2:11.742	10 Laps
60	2:22.152	18 Laps
52	2:11.932	15 Laps
38	2:18.590	17 Laps
8	2:07.333	26 Laps
31	2:06.077	14 Laps
56	2:09.100	6 Laps
6	2:06.487	13 Laps
59	2:21.132	14 Laps
39	2:14.399	15 Laps

Num	Tiempo Vta.	Dif. 1º
Vta 104		
16	2:00.942	
55	2:18.854	32 Laps
48	2:11.263	15 Laps
15	1:59.523	8 Laps
44	2:05.924	20 Laps
33	2:10.218	6 Laps
45	7:38.649	11 Laps
9	2:01.215	6 Laps
37	2:04.140	4 Laps
46	2:05.428	14 Laps
19	1:59.984	33.187
1	2:07.422	2 Laps
58	2:11.507	6 Laps
40	2:24.885	17 Laps
53	2:10.577	15 Laps
5	2:06.702	6 Laps
18	1:58.043	4 Laps
21	2:00.041	1 Lap
41	2:04.694	4 Laps
35	2:03.571	3 Laps
4	2:03.985	4 Laps
36	2:10.274	10 Laps
47	2:07.408	14 Laps
49	2:26.095	11 Laps
34	2:12.815	10 Laps
52	2:13.877	15 Laps
26	2:22.435	18 Laps
57	2:20.795	14 Laps
60	2:19.138	18 Laps
31	2:07.902	14 Laps
8	2:10.164	26 Laps
56	2:09.450	6 Laps
6	2:07.858	13 Laps
38	2:20.794	17 Laps
59	2:20.061	14 Laps
39	2:13.530	15 Laps

Num	Tiempo Vta.	Dif. 1º
Vta 105		
16	2:00.761	
15	2:01.078	8 Laps
44	2:08.216	20 Laps

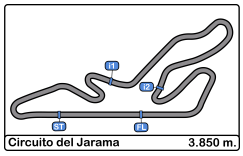

Circuito del Jarama
VI UV Endurance RACE Jarama
Carrera 4H
Análisis

48	2:12.275	15 Laps
45	2:08.574	11 Laps
33	2:09.785	6 Laps
9	2:04.798	6 Laps
37	2:04.046	4 Laps
19	2:01.353	33.779
46	2:09.452	14 Laps
58	2:25.020	6 Laps
18	2:15.206	4 Laps
21	2:14.346	1 Lap
1	2:33.096	2 Laps
41	2:14.938	4 Laps
5	2:19.036	6 Laps
35	2:15.044	3 Laps
40	2:27.985	17 Laps
53	2:23.497	15 Laps
4	2:14.976	4 Laps
36	2:16.145	10 Laps
47	2:11.106	14 Laps
34	2:21.203	10 Laps
52	2:22.460	15 Laps
31	2:19.705	14 Laps
8	2:19.518	26 Laps
57	2:26.042	14 Laps
49	2:37.184	11 Laps
56	2:23.117	6 Laps
6	2:23.730	13 Laps
60	2:28.264	18 Laps
26	2:30.898	18 Laps
38	2:22.165	17 Laps
39	2:23.460	15 Laps
59	2:25.168	14 Laps

Num	Tiempo Vta.	Dif. 1º
Vta 106		
16	3:24.663	
15	3:13.122	8 Laps
44	3:06.831	20 Laps
45	3:09.480	11 Laps
48	3:10.033	15 Laps
9	3:02.837	6 Laps
33	3:09.064	6 Laps
19	3:00.619	09.735
37	3:04.710	4 Laps
46	2:56.294	14 Laps
55	5:37.262	33 Laps
18	2:31.037	4 Laps
58	2:31.826	6 Laps
21	2:31.182	1 Lap
1	2:33.605	2 Laps
41	2:33.277	4 Laps
5	2:33.141	6 Laps
35	2:32.858	3 Laps
43	7:08.121	14 Laps
53	2:33.093	15 Laps
40	2:38.150	17 Laps
4	2:36.834	4 Laps
36	2:36.040	10 Laps
47	2:38.516	14 Laps
34	2:21.039	10 Laps
52	2:24.362	15 Laps
31	2:23.568	14 Laps
8	2:24.261	26 Laps
57	2:24.947	14 Laps
56	2:23.540	6 Laps
6	2:23.170	13 Laps
60	2:24.194	18 Laps
26	2:24.101	18 Laps
38	2:19.751	17 Laps
59	2:24.257	14 Laps
39	2:41.064	15 Laps
49	3:19.837	11 Laps

Num	Tiempo Vta.	Dif. 1º
Vta 107		
16	2:00.456	
15	2:01.106	8 Laps
44	2:06.087	20 Laps
9	2:00.731	6 Laps
19	2:00.560	09.839
18	1:57.368	4 Laps
33	2:08.751	6 Laps
21	2:00.224	1 Lap
45	2:09.486	11 Laps
37	2:07.998	4 Laps
46	2:06.523	14 Laps
48	2:14.394	15 Laps
1	2:02.243	2 Laps
41	2:04.480	4 Laps
55	2:10.467	33 Laps
58	2:09.708	6 Laps
35	2:04.524	3 Laps
5	2:06.906	6 Laps
43	2:08.617	14 Laps
4	2:04.430	4 Laps
36	2:07.746	10 Laps
47	2:08.005	14 Laps
53	2:22.939	15 Laps
40	2:21.474	17 Laps
34	2:12.711	10 Laps
31	2:07.521	14 Laps
8	2:06.796	26 Laps
6	2:03.453	13 Laps
52	2:13.555	15 Laps
56	2:08.357	6 Laps
57	2:19.642	14 Laps
38	2:17.964	17 Laps
60	2:20.710	18 Laps
2	32:48.117	20 Laps
26	2:20.928	18 Laps
59	2:21.317	14 Laps

Num	Tiempo Vta.	Dif. 1º
Vta 108		
16	1:59.159	
15	1:59.528	8 Laps
9	2:00.867	6 Laps
49	2:18.713	12 Laps
18	1:56.422	4 Laps
19	2:02.707	13.387
44	2:07.117	20 Laps
21	1:58.914	1 Lap
37	2:05.020	4 Laps
1	2:01.674	2 Laps
33	2:07.845	6 Laps
46	2:05.769	14 Laps
45	2:09.464	11 Laps
41	2:02.986	4 Laps
39	3:02.274	16 Laps
35	2:04.012	3 Laps
48	2:11.971	15 Laps
5	2:06.287	6 Laps
58	2:09.778	6 Laps
4	2:04.531	4 Laps
55	2:13.000	33 Laps
43	2:09.889	14 Laps
36	2:07.479	10 Laps
47	2:07.095	14 Laps
53	2:14.089	15 Laps
31	2:05.316	14 Laps
34	2:13.996	10 Laps
6	2:06.864	13 Laps
40	2:22.462	17 Laps
56	2:09.835	6 Laps
52	2:11.589	15 Laps
57	2:19.216	14 Laps
38	2:17.522	17 Laps
60	2:19.820	18 Laps
26	2:20.071	18 Laps
2	2:25.008	20 Laps
59	2:20.856	14 Laps

Num	Tiempo Vta.	Dif. 1º
Vta 109		
16	1:59.646	
15	1:59.186	8 Laps
18	1:56.625	4 Laps
8	3:07.976	27 Laps
9	2:00.471	6 Laps
19	2:00.115	13.856
21	1:58.332	1 Lap
44	2:06.070	20 Laps
1	2:02.243	2 Laps
37	2:04.875	4 Laps
46	2:05.227	14 Laps
41	2:03.487	4 Laps
33	2:08.664	6 Laps
35	2:03.892	3 Laps
45	2:08.607	11 Laps
49	2:26.219	12 Laps
5	2:06.189	6 Laps
4	2:04.287	4 Laps
39	2:12.173	16 Laps
48	2:09.828	15 Laps
58	2:08.935	6 Laps
55	2:10.065	33 Laps
43	2:09.132	14 Laps
36	2:08.165	10 Laps
47	2:07.449	14 Laps
6	2:03.230	13 Laps
31	2:07.812	14 Laps
53	2:14.189	15 Laps
34	2:12.890	10 Laps
56	2:09.528	6 Laps
52	2:11.656	15 Laps
40	2:20.599	17 Laps
38	2:18.546	17 Laps
57	2:19.569	14 Laps
60	2:18.669	18 Laps

Num	Tiempo Vta.	Dif. 1º
Vta 110		
16	1:58.949	
26	2:20.113	19 Laps
15	2:00.007	8 Laps
18	1:57.562	4 Laps
9	2:00.395	6 Laps
21	1:59.495	1 Lap
19	2:01.711	16.618
59	2:23.066	15 Laps
44	2:05.876	20 Laps
1	2:02.700	2 Laps
41	2:02.326	4 Laps
46	2:05.612	14 Laps
45	2:08.117	11 Laps
33	2:10.394	6 Laps
4	2:03.753	4 Laps
5	2:07.229	6 Laps
48	2:11.314	15 Laps
39	2:16.827	16 Laps

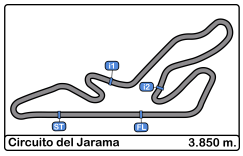

Circuito del Jarama
VI UV Endurance RACE Jarama
Carrera 4H
Análisis

49	2:25.881	12 Laps
36	2:10.530	10 Laps
43	2:12.781	14 Laps
55	2:14.388	33 Laps
47	2:07.286	14 Laps
35	2:34.634	3 Laps
6	2:05.519	13 Laps
58	2:33.946	6 Laps
31	2:07.739	14 Laps
53	2:13.339	15 Laps
34	2:13.315	10 Laps
56	2:09.823	6 Laps
52	2:12.369	15 Laps
40	2:22.402	17 Laps

Num	Tiempo Vta.	Dif. 1º
Vta 111		
16	1:59.696	
15	2:00.103	8 Laps
18	1:57.464	4 Laps
38	2:18.517	18 Laps
9	2:01.902	6 Laps
21	1:58.911	1 Lap
57	2:19.164	15 Laps
60	2:20.234	19 Laps
19	2:02.373	19.295
26	2:20.724	19 Laps
1	2:05.957	2 Laps
44	2:08.308	20 Laps
41	2:03.687	4 Laps
59	2:23.145	15 Laps
46	2:06.388	14 Laps
4	2:04.146	4 Laps
45	2:07.290	11 Laps
33	2:09.116	6 Laps
5	2:05.742	6 Laps
48	2:10.534	15 Laps
36	2:09.158	10 Laps
39	2:14.170	16 Laps
43	2:10.103	14 Laps
47	2:07.470	14 Laps
55	2:12.818	33 Laps
6	2:04.832	13 Laps
49	2:23.569	12 Laps
31	2:07.546	14 Laps
53	2:12.287	15 Laps
56	2:09.721	6 Laps
34	2:13.838	10 Laps
52	2:12.502	15 Laps
18	1:55.900	3 Laps
Vta 112		
16	1:59.961	
15	1:59.254	8 Laps
21	1:59.168	1 Lap
9	2:01.389	6 Laps
19	2:02.809	22.143
40	2:26.186	18 Laps
38	2:18.459	18 Laps
57	2:19.644	15 Laps
60	2:19.773	19 Laps
1	2:05.056	2 Laps
41	2:02.816	4 Laps
26	2:20.456	19 Laps
44	2:06.404	20 Laps
4	2:04.272	4 Laps
46	2:14.599	14 Laps
45	2:07.157	11 Laps
35	3:51.403	4 Laps
5	2:06.740	6 Laps
33	2:08.469	6 Laps
59	2:24.453	15 Laps
48	2:10.887	15 Laps
47	2:08.485	14 Laps
43	2:09.823	14 Laps
36	2:11.189	10 Laps
39	2:12.589	16 Laps
6	2:05.429	13 Laps
55	2:10.398	33 Laps
31	2:08.014	14 Laps
49	2:20.661	12 Laps
53	2:10.890	15 Laps
56	2:08.575	6 Laps
18	1:56.379	3 Laps
Vta 113		
16	1:59.378	
34	2:12.125	11 Laps
15	1:58.966	8 Laps
52	2:12.550	16 Laps
21	1:59.164	1 Lap
9	2:00.499	6 Laps
19	2:01.775	24.540
1	2:00.501	2 Laps
41	2:01.554	4 Laps
40	2:21.978	18 Laps
44	2:06.180	20 Laps
38	2:18.823	18 Laps
57	2:19.584	15 Laps
60	2:19.827	19 Laps
4	2:03.942	4 Laps
26	2:20.228	19 Laps
45	2:06.636	11 Laps
35	2:07.519	4 Laps
5	2:07.721	6 Laps
33	2:08.027	6 Laps
59	2:20.846	15 Laps
48	2:11.222	15 Laps
43	2:09.228	14 Laps
36	2:08.990	10 Laps
47	2:10.241	14 Laps
6	2:07.214	13 Laps
55	2:07.799	33 Laps
39	2:12.418	16 Laps
31	2:07.627	14 Laps
18	1:56.670	3 Laps
56	2:11.981	6 Laps
53	2:12.529	15 Laps
49	2:21.135	12 Laps

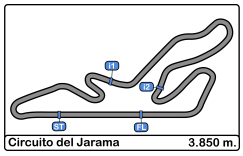

Circuito del Jarama
VI UV Endurance RACE Jarama
Carrera 4H
Mejores Sectores

	Sector - 1			Sector - 2			Sector - 3			Vuelta Ideal vs Mejor Vuelta					
Clas	Nº	Equipo	Tiempo	Nº	Equipo	Tiempo	Nº	Equipo	Tiempo	Clas	Nº	Equipo	Vta. Ideal	Mejor Vta.	Clas
1	16	RRO RACING	44.203	19	RACING TO ENJOY	38.693	18	VSR MOTORSPORT	32.187	1	19	RACING TO ENJOY	1:55.205	1:55.222	1
2	19	RACING TO ENJOY	44.216	18	VSR MOTORSPORT	38.916	16	RRO RACING	32.291	2	16	RRO RACING	1:55.431	1:55.702	3
3	18	VSR MOTORSPORT	44.344	16	RRO RACING	38.937	19	RACING TO ENJOY	32.296	3	18	VSR MOTORSPORT	1:55.447	1:55.695	2
4	21	BOYACÁ VSR	44.918	21	BOYACÁ VSR	39.186	21	BOYACÁ VSR	32.674	4	21	BOYACÁ VSR	1:56.778	1:57.537	4
5	15	PIKANTO RACING	45.296	15	PIKANTO RACING	39.462	6	DEYSCOM	32.951	5	6	DEYSCOM	1:57.802	1:57.806	5
6	6	DEYSCOM	45.372	6	DEYSCOM	39.479	15	PIKANTO RACING	33.221	6	15	PIKANTO RACING	1:57.979	1:58.966	8
7	54	VINELIT RACING	45.580	54	VINELIT RACING	39.628	1	ASAP RACING	33.221	7	54	VINELIT RACING	1:58.620	1:58.858	7
8	2	4 TEAM	45.622	10	JDM MOTOR 2	39.757	10	JDM MOTOR 2	33.278	8	10	JDM MOTOR 2	1:58.756	1:58.805	6
9	10	JDM MOTOR 2	45.721	9	JDM MOTOR 1	39.790	41	ÚLTIMA VUELTA	33.356	9	2	4 TEAM	1:58.852	1:59.461	10
10	41	ÚLTIMA VUELTA	45.764	2	4 TEAM	39.824	2	4 TEAM	33.406	10	41	ÚLTIMA VUELTA	1:58.963	1:59.383	9
11	1	ASAP RACING	46.027	41	ÚLTIMA VUELTA	39.843	54	VINELIT RACING	33.412	11	9	JDM MOTOR 1	1:59.471	2:00.395	12
12	9	JDM MOTOR 1	46.136	1	ASAP RACING	40.272	9	JDM MOTOR 1	33.545	12	1	ASAP RACING	1:59.520	2:00.176	11
13	35	EVC	46.350	35	EVC	40.684	37	MSi Race Tech	33.829	13	35	EVC	2:00.999	2:01.321	13
14	50	RRB Competicion	46.678	14	OLIMPIA TECSPOR	40.795	50	RRB Competicion	33.894	14	50	RRB Competicion	2:01.567	2:01.961	15
15	14	OLIMPIA TECSPOR	46.744	50	RRB Competicion	40.995	35	EVC	33.965	15	14	OLIMPIA TECSPOR	2:01.580	2:01.678	14
16	37	MSi Race Tech	46.837	37	MSi Race Tech	41.049	14	OLIMPIA TECSPOR	34.041	16	37	MSi Race Tech	2:01.715	2:01.977	16
17	46	4 HOMBRES Y 1 MI	46.941	8	HLT MK3	41.387	4	B-MOVIE	34.258	17	4	B-MOVIE	2:02.666	2:03.081	17
18	4	B-MOVIE	46.950	31	Primera Team	41.408	31	Primera Team	34.533	18	31	Primera Team	2:03.099	2:03.489	18
19	31	Primera Team	47.158	4	B-MOVIE	41.458	46	4 HOMBRES Y 1 MI	34.538	19	46	4 HOMBRES Y 1 MI	2:03.208	2:03.925	19
20	8	HLT MK3	47.398	34	EB Racing	41.675	58	EFICAR TEAM SAX	34.943	20	8	HLT MK3	2:03.800	2:04.292	20
21	33	VAGSPEED MOTOR	47.458	46	4 HOMBRES Y 1 MI	41.729	34	EB Racing	34.990	21	34	EB Racing	2:04.371	2:04.854	21
22	55	SABUESOS TEAM	47.543	33	VAGSPEED MOTOR	42.332	8	HLT MK3	35.015	22	55	SABUESOS TEAM	2:05.019	2:05.222	22
23	44	ALVITRUCKSPORT	47.553	55	SABUESOS TEAM	42.384	55	SABUESOS TEAM	35.092	23	33	VAGSPEED MOTOR	2:05.065	2:05.471	23
24	5	DE DIEGO MOTOR	47.689	44	ALVITRUCKSPORT	42.454	44	ALVITRUCKSPORT	35.181	24	44	ALVITRUCKSPORT	2:05.188	2:05.876	26
25	34	EB Racing	47.706	58	EFICAR TEAM SAX	42.460	45	Art Motorsport	35.256	25	58	EFICAR TEAM SAX	2:05.387	2:05.829	25
26	58	EFICAR TEAM SAX	47.984	5	DE DIEGO MOTOR	42.543	5	DE DIEGO MOTOR	35.261	26	5	DE DIEGO MOTOR	2:05.493	2:05.742	24
27	56	DANACAR	47.987	45	Art Motorsport	42.622	33	VAGSPEED MOTOR	35.275	27	45	Art Motorsport	2:05.931	2:06.367	28
28	47	ALFRA-CLIMALEC	48.011	42	Fuñigators Team	42.765	36	VSR MOTORSPORT	35.344	28	36	VSR MOTORSPORT	2:06.276	2:06.349	27
29	36	VSR MOTORSPORT	48.051	36	VSR MOTORSPORT	42.881	42	Fuñigators Team	35.402	29	42	Fuñigators Team	2:06.405	2:06.998	30
30	45	Art Motorsport	48.053	56	DANACAR	42.983	56	DANACAR	35.478	30	56	DANACAR	2:06.448	2:06.742	29
31	42	Fuñigators Team	48.238	49	AMAZON SPORT 2	43.012	51	TMA-PADRISA-	35.519	31	47	ALFRA-CLIMALEC	2:06.705	2:07.095	31
32	51	TMA-PADRISA-	48.419	51	TMA-PADRISA-	43.041	47	ALFRA-CLIMALEC	35.581	32	51	TMA-PADRISA-	2:06.979	2:07.908	32
33	53	ELADIO MOTOR	48.536	47	ALFRA-CLIMALEC	43.113	53	ELADIO MOTOR	35.796	33	53	ELADIO MOTOR	2:07.624	2:08.333	33
34	43	CLEMENTE ARROY	48.632	53	ELADIO MOTOR	43.292	43	CLEMENTE ARROY	35.834	34	49	AMAZON SPORT 2	2:07.940	2:08.440	34
35	39	GT SPORT	48.980	43	CLEMENTE ARROY	43.624	49	AMAZON SPORT 2	35.874	35	43	CLEMENTE ARROY	2:08.090	2:08.617	35
36	49	AMAZON SPORT 2	49.054	39	GT SPORT	43.766	48	AMAZON SPORT 1	36.073	36	39	GT SPORT	2:08.870	2:09.161	36
37	48	AMAZON SPORT 1	49.220	48	AMAZON SPORT 1	44.082	39	GT SPORT	36.124	37	48	AMAZON SPORT 1	2:09.375	2:09.828	37
38	52	JL CRESPILLO TEA	49.697	52	JL CRESPILLO TEA	44.088	52	JL CRESPILLO TEA	36.343	38	52	JL CRESPILLO TEA	2:10.128	2:10.412	38
39	40	UV - TECSPORT	51.449	40	UV - TECSPORT	45.747	40	UV - TECSPORT	37.692	39	40	UV - TECSPORT	2:14.888	2:15.826	39
40	38	RACING for ALCALA	51.793	38	RACING for ALCALA	47.424	38	RACING for ALCALA	37.957	40	38	RACING for ALCALA	2:17.174	2:17.522	40
41	60	RIGA	52.243	60	RIGA	47.603	60	RIGA	38.137	41	60	RIGA	2:17.983	2:18.669	41
42	57	EFICAR TEAM INFE	52.407	57	EFICAR TEAM INFE	47.843	57	EFICAR TEAM INFE	38.244	42	57	EFICAR TEAM INFE	2:18.494	2:18.817	42
43	26	KOBE MOTOR	52.466	26	KOBE MOTOR	47.917	26	KOBE MOTOR	38.564	43	26	KOBE MOTOR	2:18.947	2:19.383	43
44	59	EFICAR TEAM,	52.583	59	EFICAR TEAM,	48.091	59	EFICAR TEAM,	38.618	44	59	EFICAR TEAM,	2:19.292	2:19.824	44

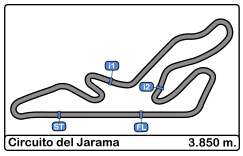

Circuito del Jarama
VI UV Endurance RACE Jarama
Carrera 4H
Secuencia Lider

Nº	Equipo	Vehiculo	Cat	Vta.Inicio	Vta. Fin	Vtas	Total Vtas.
19	RACING TO ENJOY 1	BMW E36 325i	3	1	**22**	22	22
16	RRO RACING	BMW E36 325i	3	23	**57**	35	35
21	BOYACÁ VSR	BMW E36 325i	3	58	**59**	2	2
19	RACING TO ENJOY 1	BMW E36 325i	3	60	**62**	3	25
16	RRO RACING	BMW E36 325i	3	63	**82**	20	55
19	RACING TO ENJOY 1	BMW E36 325i	3	83	**91**	9	34
16	RRO RACING	BMW E36 325i	3	92	**113**	22	77

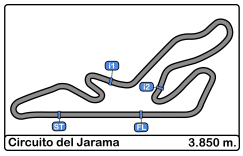

Circuito del Jarama
VI UV Endurance RACE Jarama
Carrera 4H
5 Mejores Tiempos

					Mejor 1		Mejor 2		Mejor 3		Mejor 4		Mejor 5	
Clas	**Nº**	**Equipo**	**Vehiculo**	**Cat**	**Tiempo**	**Vta.**	**Tiempo**	**Vta.**	**Tiempo**	**Vta.**	**Tiempo**	**Vta.**	**Tiempo**	**Vta.**
1	**19**	RACING TO ENJOY 1	BMW E36 325i	3	**1:55.222**	4	1:55.393	3	1:55.878	5	1:56.000	6	1:56.098	8
2	**18**	VSR MOTORSPORT 1	BMW E36 325i	3	**1:55.695**	96	1:55.749	26	1:55.866	23	1:55.900	108	1:56.004	95
3	**16**	RRO RACING	BMW E36 325i	3	**1:55.702**	4	1:55.794	15	1:55.840	16	1:55.866	26	1:56.063	21
4	**21**	BOYACÁ VSR	BMW E36 325i	3	**1:57.537**	4	1:57.657	19	1:57.698	36	1:57.735	26	1:57.745	10
5	**6**	DEYSCOM	CITROEN AX	1	**1:57.806**	2	1:58.241	9	1:58.345	10	1:58.443	4	1:58.519	12
6	**10**	JDM MOTOR 2	BMW E36 325i	3	**1:58.805**	20	1:59.145	12	1:59.426	24	1:59.529	13	1:59.611	25
7	**54**	VINELIT RACING GRAPHICS	Peugeot 205	2	**1:58.858**	13	1:59.705	26	1:59.760	57	1:59.838	67	1:59.863	25
8	**15**	PIKANTO RACING	SEAT TOLEDO	2	**1:58.966**	105	1:59.164	51	1:59.186	101	1:59.254	104	1:59.290	54
9	**41**	ÚLTIMA VUELTA	Citroen AX	1	**1:59.383**	10	1:59.401	12	1:59.463	13	1:59.741	28	2:00.007	25
10	**2**	4 TEAM	BMW 318	2	**1:59.461**	9	1:59.501	26	1:59.528	8	1:59.534	10	1:59.644	6
11	**1**	ASAP RACING	Honda Civic	1	**2:00.176**	21	2:00.206	51	2:00.395	14	2:00.435	52	2:00.501	111
12	**9**	JDM MOTOR 1	BMW E30 325i	3	**2:00.395**	104	2:00.471	103	2:00.499	107	2:00.731	101	2:00.867	102
13	**35**	EVC	BMW E36 325i	3	**2:01.321**	47	2:01.440	46	2:01.850	53	2:02.178	39	2:02.219	36
14	**14**	OLIMPIA TECSPORT	VW Golf MK2	2	**2:01.678**	23	2:02.149	13	2:02.186	20	2:02.276	14	2:02.542	41
15	**50**	RRB Competicion	Clio 1.8 16v	2	**2:01.961**	8	2:02.094	10	2:02.384	9	2:02.659	6	2:02.719	2
16	**37**	MSi Race Tech	Honda Civic	1	**2:01.977**	57	2:02.688	41	2:02.702	47	2:02.710	25	2:02.834	36
17	**4**	B-MOVIE	BMW E36 320i	2	**2:03.081**	50	2:03.387	51	2:03.428	88	2:03.437	95	2:03.447	53
18	**31**	Primera Team	Nissan Primera	2	**2:03.489**	49	2:03.975	13	2:04.344	38	2:04.442	23	2:04.461	20
19	**46**	4 HOMBRES Y 1 MIATA	MAZDA MX5	2	**2:03.925**	24	2:03.955	17	2:04.253	13	2:04.532	11	2:04.554	7
20	**8**	HLT MK3	VW Golf MK3	2	**2:04.292**	52	2:04.321	34	2:04.710	41	2:04.845	45	2:04.864	46
21	**34**	EB Racing	BMW E36 325i	3	**2:04.854**	10	2:04.972	15	2:05.000	9	2:05.171	14	2:05.458	11
22	**55**	SABUESOS TEAM	BMW E36 320i	2	**2:05.222**	68	2:06.229	67	2:06.880	14	2:06.967	30	2:07.058	13
23	**33**	VAGSPEED MOTORSPORT	Citroen Saxo 8v	SAXO	**2:05.471**	43	2:05.842	42	2:06.065	44	2:06.197	51	2:06.373	49
24	**5**	DE DIEGO MOTORSPORT	Citroen Saxo 1.6	SAXO	**2:05.742**	105	2:06.078	42	2:06.189	103	2:06.264	35	2:06.287	102
25	**58**	EFICAR TEAM SAXO	Citroen Saxo 1.6	SAXO	**2:05.829**	41	2:06.127	42	2:06.200	51	2:06.341	35	2:06.364	96
26	**44**	ALVITRUCKSPORT	CITROEN SAXO 1.6	SAXO	**2:05.876**	90	2:05.909	83	2:05.924	84	2:06.008	78	2:06.070	89
27	**36**	VSR MOTORSPORT SAXO	Citroen Saxo 1.6	SAXO	**2:06.349**	11	2:06.516	9	2:06.558	46	2:06.611	14	2:06.612	5
28	**45**	Art Motorsport	Citroen Saxo 1.6	SAXO	**2:06.367**	41	2:06.477	87	2:06.636	102	2:06.800	44	2:06.881	43
29	**56**	DANACAR	Citroen Saxo 1.6	SAXO	**2:06.742**	15	2:06.855	10	2:06.908	11	2:06.910	19	2:07.084	9
30	**42**	Fuñigators Team	Citroen Saxo 1.6	SAXO	**2:06.998**	35	2:07.009	36	2:07.166	43	2:07.179	34	2:07.352	41
31	**47**	ALFRA-CLIMALEC	Citroen Saxo 1.6	SAXO	**2:07.095**	94	2:07.286	96	2:07.339	89	2:07.408	90	2:07.449	95
32	**51**	TMA-PADRISA-GTPERFORMAN	Citroen Saxo 1.6	SAXO	**2:07.908**	7	2:08.104	10	2:08.122	47	2:08.206	8	2:08.215	11
33	**53**	ELADIO MOTOR	Citroen Saxo 1.6	SAXO	**2:08.333**	6	2:08.788	46	2:08.793	45	2:08.873	4	2:08.882	47
34	**49**	AMAZON SPORT 2	VW Golf	2	**2:08.440**	20	2:08.464	23	2:08.904	24	2:09.095	18	2:09.134	21
35	**43**	CLEMENTE ARROYO	Citroen Saxo 1.6	SAXO	**2:08.617**	93	2:09.132	95	2:09.228	99	2:09.589	72	2:09.665	18
36	**39**	GT SPORT	Citroen Saxo 1.6	SAXO	**2:09.161**	23	2:09.303	22	2:10.714	20	2:11.103	11	2:11.341	10
37	**48**	AMAZON SPORT 1	VW Golf	2	**2:09.828**	94	2:10.534	96	2:10.887	97	2:11.085	88	2:11.222	98
38	**52**	JL CRESPILLO TEAM	Citroen Saxo 1.6	SAXO	**2:10.412**	22	2:11.048	15	2:11.191	23	2:11.327	69	2:11.369	19
39	**40**	UV - TECSPORT	Citroen Saxo 1.6	SAXO	**2:15.826**	71	2:16.467	15	2:16.563	65	2:16.592	10	2:16.675	64
40	**38**	RACING for ALCALA	Toyota Aygo	AYGO	**2:17.522**	91	2:17.964	90	2:17.987	80	2:18.459	94	2:18.513	5
41	**60**	RIGA	Toyota Aygo	AYGO	**2:18.669**	91	2:18.986	72	2:19.057	44	2:19.138	86	2:19.335	50
42	**57**	EFICAR TEAM INFE	Toyota Aygo	AYGO	**2:18.817**	14	2:19.075	21	2:19.128	16	2:19.139	12	2:19.164	96
43	**26**	KOBE MOTOR	Toyota Aygo	AYGO	**2:19.383**	42	2:19.736	43	2:19.922	47	2:19.929	15	2:20.005	13
44	**59**	EFICAR TEAM, LOQUIMAY TEAM	Toyota Aygo	AYGO	**2:19.824**	60	2:19.871	12	2:19.881	15	2:19.944	34	2:20.061	90

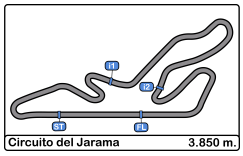

Circuito del Jarama
VI UV Endurance RACE Jarama
Carrera 4H
5 Mejores Velocidades

					Maxima 1		Maxima 2		Maxima 3		Maxima 4		Maxima 5		
Clas	**Nº**	**Equipo**	**Vehiculo**	**Cat**	**Km/h**	**Vta.**	**Km/h**	**Vta.**	**Km/h**	**Vta.**	**Km/h**	**Vta.**	**Km/h**	**Vta.**	**Media**
1	**16**	RRO RACING	BMW E36 325i	3	**201.8**	24	200.0	23	199.6	14	199.2	16	199.2	22	200.0
2	**19**	RACING TO ENJOY 1	BMW E36 325i	3	**198.5**	49	198.1	53	197.8	28	196.7	6	196.7	10	197.5
3	**18**	VSR MOTORSPORT 1	BMW E36 325i	3	**198.1**	52	196.7	18	196.7	22	196.0	12	196.0	16	196.7
4	**21**	BOYACÁ VSR	BMW E36 325i	3	**197.0**	41	196.3	46	196.3	64	195.2	10	195.2	80	196.0
5	**35**	EVC	BMW E36 325i	3	**196.7**	48	194.9	98	194.2	106	193.8	27	193.8	44	194.7
6	**15**	PIKANTO RACING	SEAT TOLEDO	2	**196.0**	89	195.6	64	194.9	54	194.9	55	194.9	78	195.2
7	**10**	JDM MOTOR 2	BMW E36 325i	3	**194.9**	43	194.5	22	194.5	41	194.2	20	194.2	38	194.5
8	**54**	VINELIT RACING GRAPHICS	Peugeot 205	2	**194.9**	14	193.8	43	193.2	26	193.2	55	193.2	65	193.6
9	**9**	JDM MOTOR 1	BMW E30 325i	3	**194.5**	23	193.8	20	193.8	25	192.1	12	191.8	7	193.2
10	**1**	ASAP RACING	Honda Civic	1	**192.1**	50	191.4	22	191.1	94	190.8	40	190.4	21	191.2
11	**2**	4 TEAM	BMW 318	2	**192.1**	22	189.8	26	189.8	39	189.4	7	189.4	27	190.1
12	**6**	DEYSCOM	CITROEN AX	1	**189.8**	13	189.4	14	189.4	17	188.8	2	188.4	9	189.2
13	**14**	OLIMPIA TECSPORT	VW Golf MK2	2	**189.4**	15	188.1	11	186.5	8	186.5	12	186.5	14	187.4
14	**34**	EB Racing	BMW E36 325i	3	**189.4**	14	186.8	39	186.2	9	184.6	3	184.3	31	186.2
15	**4**	B-MOVIE	BMW E36 320i	2	**189.1**	40	188.1	50	187.8	106	187.1	33	187.1	42	187.8
16	**50**	RRB Competicion	Clio 1.8 16v	2	**189.1**	12	188.8	3	188.4	8	187.5	6	187.1	2	188.2
17	**55**	SABUESOS TEAM	BMW E36 320i	2	**186.2**	14	185.2	62	184.3	26	184.3	68	182.4	13	184.4
18	**31**	Primera Team	Nissan Primera	2	**185.8**	42	180.9	78	180.0	13	180.0	26	180.0	37	181.3
19	**41**	ÚLTIMA VUELTA	Citroen AX	1	**185.2**	3	185.2	14	185.2	77	184.6	17	184.3	106	184.9
20	**8**	HLT MK3	VW Golf MK3	2	**184.9**	61	183.0	13	182.1	6	181.5	4	181.5	8	182.6
21	**37**	MSi Race Tech	Honda Civic	1	**183.9**	44	183.0	27	183.0	38	183.0	66	182.1	51	183.0
22	**49**	AMAZON SPORT 2	VW Golf	2	**182.1**	24	181.8	9	180.9	28	180.0	20	179.4	23	180.8
23	**58**	EFICAR TEAM SAXO	Citroen Saxo 1.6	SAXO	**180.3**	34	179.7	53	178.8	3	178.5	42	178.2	35	179.1
24	**33**	VAGSPEED MOTORSPORT	Citroen Saxo 8v	SAXO	**179.7**	13	178.5	40	178.5	43	178.2	42	178.2	48	178.6
25	**5**	DE DIEGO MOTORSPORT	Citroen Saxo 1.6	SAXO	**178.8**	45	177.0	32	177.0	44	176.7	3	176.4	5	177.2
26	**36**	VSR MOTORSPORT SAXO	Citroen Saxo 1.6	SAXO	**178.2**	45	176.7	2	176.4	7	176.4	8	175.6	11	176.7
27	**47**	ALFRA-CLIMALEC	Citroen Saxo 1.6	SAXO	**176.4**	13	176.1	17	176.1	26	175.8	11	175.6	7	176.0
28	**53**	ELADIO MOTOR	Citroen Saxo 1.6	SAXO	**176.4**	6	175.3	4	175.0	5	174.4	54	174.1	3	175.1
29	**56**	DANACAR	Citroen Saxo 1.6	SAXO	**176.4**	6	175.3	15	174.1	3	174.1	12	174.1	77	174.8
30	**44**	ALVITRUCKSPORT	CITROEN SAXO 1.6	SAXO	**176.1**	14	175.8	2	175.3	9	175.3	15	174.7	85	175.4
31	**46**	4 HOMBRES Y 1 MIATA	MAZDA MX5	2	**176.1**	3	176.1	4	176.1	12	175.0	19	174.7	25	175.6
32	**45**	Art Motorsport	Citroen Saxo 1.6	SAXO	**175.8**	5	175.8	9	175.8	22	175.6	16	175.0	38	175.6
33	**42**	Fuñigators Team	Citroen Saxo 1.6	SAXO	**175.3**	44	174.7	9	174.7	13	174.7	16	174.4	8	174.8
34	**51**	TMA-PADRISA-GTPERFORMAN	Citroen Saxo 1.6	SAXO	**173.9**	6	173.9	12	173.3	3	173.3	7	173.0	5	173.5
35	**52**	JL CRESPILLO TEAM	Citroen Saxo 1.6	SAXO	**173.3**	21	171.4	22	171.1	68	170.3	13	170.3	18	171.3
36	**43**	CLEMENTE ARROYO	Citroen Saxo 1.6	SAXO	**172.8**	88	172.5	20	172.2	25	172.2	99	171.9	11	172.3
37	**39**	GT SPORT	Citroen Saxo 1.6	SAXO	**170.8**	20	170.8	45	170.6	82	170.3	94	169.8	21	170.5
38	**48**	AMAZON SPORT 1	VW Golf	2	**170.6**	60	170.6	66	170.0	69	169.5	59	169.2	79	170.0
39	**40**	UV - TECSPORT	Citroen Saxo 1.6	SAXO	**165.3**	23	165.1	72	164.1	4	163.8	3	163.3	8	164.3
40	**38**	RACING for ALCALA	Toyota Aygo	AYGO	**154.9**	17	152.9	24	151.6	3	151.6	6	151.6	19	152.5
41	**57**	EFICAR TEAM INFE	Toyota Aygo	AYGO	**154.2**	13	154.2	20	154.0	47	154.0	69	153.8	22	154.1
42	**60**	RIGA	Toyota Aygo	AYGO	**154.0**	44	153.8	45	153.6	23	153.6	47	153.6	51	153.7
43	**59**	EFICAR TEAM, LOQUIMAY TEAM	Toyota Aygo	AYGO	**153.1**	10	152.7	57	152.5	2	152.5	13	152.5	19	152.7
44	**26**	KOBE MOTOR	Toyota Aygo	AYGO	**152.9**	11	152.5	10	152.5	38	152.5	89	151.4	47	152.4

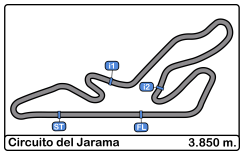

Circuito del Jarama
VI UV Endurance RACE Jarama
Carrera 4H
Secuencia Vueltas Rapidas

Vta	Hora Día	T Sesion	Nº	Equipo	Vehiculo	Cat	Time	Km/h
2	16:02:59.473	4:00.473	**19**	RACING TO ENJOY 1	BMW E36 325i	3	**1:56.313**	119.1
3	16:04:54.866	5:55.866	**19**	RACING TO ENJOY 1	BMW E36 325i	3	**1:55.393**	120.1
4	16:06:50.088	7:51.088	**19**	RACING TO ENJOY 1	BMW E36 325i	3	**1:55.222**	120.2

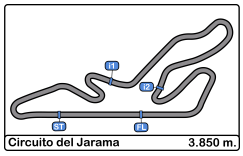

Circuito del Jarama
VI UV Endurance RACE Jarama
Carrera 4H
Mejor Maxima Velocidad del Evento

Nº	Equipo	Vehiculo	Cat	Clas	Km/h	Sesion
16	RRO RACING	BMW E36 325i	3	1	**201.8**	Carrera 4H
19	RACING TO ENJOY 1	BMW E36 325i	3	2	**198.5**	Carrera 4H
21	BOYACÁ VSR	BMW E36 325i	3	3	**198.1**	Entrenamiento cronometrado
18	VSR MOTORSPORT 1	BMW E36 325i	3	4	**198.1**	Carrera 4H
54	VINELIT RACING GRAPHICS	Peugeot 205	2	1	**197.0**	Entrenamiento cronometrado
35	EVC	BMW E36 325i	3	5	**197.0**	Entrenamiento cronometrado
15	PIKANTO RACING	SEAT TOLEDO	2	2	**196.0**	Carrera 4H
10	JDM MOTOR 2	BMW E36 325i	3	6	**195.2**	Entrenamiento cronometrado
9	JDM MOTOR 1	BMW E30 325i	3	7	**194.5**	Carrera 4H
34	EB Racing	BMW E36 325i	3	8	**192.8**	Entrenamiento cronometrado
2	4 TEAM	BMW 318	2	3	**192.1**	Carrera 4H
1	ASAP RACING	Honda Civic	1	1	**192.1**	Carrera 4H
6	DEYSCOM	CITROEN AX	1	2	**189.8**	Carrera 4H
14	OLIMPIA TECSPORT	VW Golf MK2	2	4	**189.4**	Carrera 4H
50	RRB Competicion	Clio 1.8 16v	2	5	**189.1**	Carrera 4H
4	B-MOVIE	BMW E36 320i	2	6	**189.1**	Carrera 4H
55	SABUESOS TEAM	BMW E36 320i	2	7	**186.2**	Carrera 4H
31	Primera Team	Nissan Primera	2	8	**185.8**	Carrera 4H
41	ÚLTIMA VUELTA	Citroen AX	1	3	**185.2**	Carrera 4H
8	HLT MK3	VW Golf MK3	2	9	**184.9**	Carrera 4H
49	AMAZON SPORT 2	VW Golf	2	10	**184.6**	Entrenamiento cronometrado
37	MSi Race Tech	Honda Civic	1	4	**183.9**	Carrera 4H
58	EFICAR TEAM SAXO	Citroen Saxo 1.6	SAX	1	**180.3**	Carrera 4H
33	VAGSPEED MOTORSPORT	Citroen Saxo 8v	SAX	2	**179.7**	Carrera 4H
5	DE DIEGO MOTORSPORT	Citroen Saxo 1.6	SAX	3	**178.8**	Carrera 4H
36	VSR MOTORSPORT SAXO	Citroen Saxo 1.6	SAX	4	**178.2**	Carrera 4H
56	DANACAR	Citroen Saxo 1.6	SAX	5	**176.4**	Carrera 4H
53	ELADIO MOTOR	Citroen Saxo 1.6	SAX	6	**176.4**	Carrera 4H
47	ALFRA-CLIMALEC	Citroen Saxo 1.6	SAX	7	**176.4**	Carrera 4H
46	4 HOMBRES Y 1 MIATA	MAZDA MX5	2	11	**176.1**	Carrera 4H
44	ALVITRUCKSPORT	CITROEN SAXO	SAX	8	**176.1**	Carrera 4H
45	Art Motorsport	Citroen Saxo 1.6	SAX	9	**175.8**	Carrera 4H
42	Fuñigators Team	Citroen Saxo 1.6	SAX	10	**175.3**	Carrera 4H
51	TMA-PADRISA-	Citroen Saxo 1.6	SAX	11	**173.9**	Carrera 4H
52	JL CRESPILLO TEAM	Citroen Saxo 1.6	SAX	12	**173.3**	Carrera 4H
43	CLEMENTE ARROYO	Citroen Saxo 1.6	SAX	13	**172.8**	Carrera 4H
39	GT SPORT	Citroen Saxo 1.6	SAX	14	**171.7**	Entrenamiento cronometrado
48	AMAZON SPORT 1	VW Golf	2	12	**170.6**	Carrera 4H
40	UV - TECSPORT	Citroen Saxo 1.6	SAX	15	**165.3**	Entrenamiento cronometrado

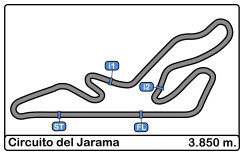

Circuito del Jarama
VI UV Endurance RACE Jarama
Carrera 4H
Mejor Maxima Velocidad del Evento

38	RACING for ALCALA	Toyota Aygo	AYG	1	**154.9**	Carrera 4H
57	EFICAR TEAM INFE	Toyota Aygo	AYG	2	**154.2**	Carrera 4H
60	RIGA	Toyota Aygo	AYG	3	**154.0**	Carrera 4H
59	EFICAR TEAM, LOQUIMAY	Toyota Aygo	AYG	4	**153.1**	Entrenamiento cronometrado
26	KOBE MOTOR	Toyota Aygo	AYG	5	**152.9**	Carrera 4H

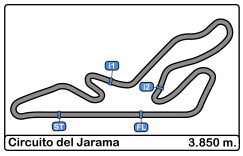

Circuito del Jarama
VI UV Endurance RACE Jarama
Carrera 4H
Cuentavueltas

Vta.

Nr	Pos	Parr	1	2	3	4	5	6	7	8	9	10	11	12	13	14	15	16	17	18	19	20	21	22	23	24	25	26	27	28	29	30
18	**1**	18	19	19	19	19	19	19	19	19	19	19	19	19	19	19	19	19	19	19	19	19	19	19	16	16	16	16	16	16	16	16
19	**2**	19	18	18	18	18	18	18	18	18	18	18	18	18	18	18	16	16	16	16	16	16	16	16	19	19	19	19	19	19	19	19
16	**3**	16	16	16	16	16	16	16	16	16	16	16	16	16	16	16	18	18	18	18	18	18	18	18	18	18	18	18	21	6	10	10
21	**4**	21	21	6	6	6	21	21	21	21	21	21	21	21	21	21	21	21	21	21	21	21	21	21	21	21	21	21	6	10	54	15
6	**5**	6	6	21	21	21	6	6	6	6	6	6	6	6	6	6	6	6	6	6	6	6	6	6	6	6	6	6	10	41	1	35
15	**6**	15	2	2	2	2	2	2	2	2	2	2	2	2	2	2	2	2	2	2	2	2	2	2	2	2	10	10	41	54	15	2
54	**7**	54	54	54	54	54	54	54	54	54	10	10	10	10	10	10	10	10	41	41	41	54	54	54	54	10	2	2	54	21	35	54
10	**8**	10	35	35	10	10	10	10	10	10	54	41	41	41	41	41	41	41	54	54	54	41	10	10	10	41	41	41	2	1	9	18
2	**9**	2	10	10	41	41	41	41	41	41	41	54	54	54	54	54	54	54	10	10	10	10	41	41	41	54	54	54	18	15	6	1
35	**10**	35	50	50	35	35	35	35	35	35	35	35	35	35	35	35	1	1	1	1	1	1	1	1	1	1	1	1	1	9	41	56
41	**11**	41	41	41	9	9	15	15	15	15	15	15	1	1	1	1	35	35	35	35	35	35	15	15	15	15	15	15	15	35	2	58
50	**12**	50	9	9	15	15	9	9	9	9	9	1	15	15	15	15	15	15	15	15	15	15	35	9	9	9	9	9	9	2	8	9
9	**13**	9	15	15	31	37	37	37	37	1	1	9	9	9	9	9	9	9	9	9	9	9	9	35	35	35	35	35	35	8	18	21
14	**14**	14	31	31	37	31	31	1	1	37	37	37	37	37	37	37	37	37	37	37	37	37	37	31	31	31	31	31	31	36	36	37
37	**15**	37	4	4	4	4	1	31	31	4	4	4	4	4	4	34	34	34	34	34	34	31	31	46	34	8	8	8	8	18	56	6
31	**16**	31	5	44	44	1	34	4	4	31	34	34	34	34	34	4	31	31	31	31	31	46	46	34	8	34	36	36	36	56	58	46
34	**17**	34	36	37	34	34	4	34	34	34	31	31	31	31	31	31	4	46	46	46	46	34	34	8	36	36	56	56	56	4	5	41
4	**18**	4	44	5	1	44	44	8	8	8	8	8	46	46	46	46	46	4	4	4	4	8	8	36	56	56	4	4	4	58	37	8
5	**19**	5	37	36	5	8	8	44	44	36	36	46	36	36	36	36	36	36	36	36	8	36	36	56	4	4	5	58	58	5	21	36
44	**20**	44	34	34	8	36	36	36	36	44	44	36	8	8	8	8	8	8	8	8	36	56	56	4	5	5	58	45	33	33	46	4
36	**21**	36	33	8	36	5	5	56	56	56	46	44	44	44	56	56	56	56	56	56	56	4	4	5	58	58	45	33	45	45	4	33
8	**22**	8	56	1	50	56	56	5	5	5	56	56	56	56	44	44	44	44	44	44	44	44	5	58	45	45	33	5	5	42	33	45
58	**23**	58	8	56	56	42	42	33	46	46	5	5	5	5	5	5	5	5	5	5	5	5	58	45	33	33	42	42	42	47	45	34
33	**24**	33	42	33	42	33	33	58	33	33	58	58	58	58	58	33	33	33	33	33	33	58	33	33	47	47	47	47	47	37	34	5
42	**25**	42	47	42	33	58	58	46	58	58	33	33	33	33	33	58	58	58	58	58	58	33	45	47	42	42	51	51	37	51	42	51
51	**26**	51	51	51	46	46	46	42	42	42	42	51	51	45	45	45	45	45	45	45	45	45	42	42	51	51	53	53	51	49	47	49
45	**27**	45	45	46	51	51	51	51	51	51	51	42	45	51	51	42	42	42	47	47	47	42	47	51	53	53	49	37	49	46	51	14
55	**28**	55	1	47	58	47	47	47	47	47	45	45	42	42	42	47	47	47	42	42	42	47	51	53	49	49	37	49	46	34	49	43
47	**29**	47	58	58	47	45	45	45	45	45	47	47	47	47	47	51	51	51	51	51	51	51	53	49	37	37	46	46	34	31	14	31
56	**30**	56	53	45	45	53	53	53	53	53	53	53	53	53	53	53	53	53	53	53	53	53	49	37	43	46	43	43	52	43	43	42
53	**31**	53	46	53	53	49	49	49	49	49	49	49	49	49	49	49	49	49	49	49	49	49	43	43	46	43	34	34	53	14	31	52
48	**32**	48	49	49	49	43	43	43	43	43	43	43	43	43	43	43	43	43	43	43	43	43	39	39	39	39	52	52	43	52	52	47
49	**33**	49	55	55	55	39	39	39	52	52	52	52	52	39	39	39	52	52	52	52	52	39	52	52	52	52	39	38	14	39	39	39
39	**34**	39	43	43	43	52	52	52	39	39	39	39	39	52	52	52	39	39	39	39	39	52	48	48	48	38	38	57	57	57	57	57
43	**35**	43	39	39	39	48	48	48	48	48	48	48	48	38	38	40	40	40	40	40	40	40	40	40	40	48	57	14	39	59	59	59
40	**36**	40	38	48	48	40	40	40	40	40	40	40	40	48	40	38	48	48	48	48	48	48	38	38	38	40	14	59	38	38	38	38
38	**37**	38	48	52	52	38	38	38	38	38	38	38	38	40	48	48	38	38	38	38	38	38	57	57	57	57	59	26	59	26	26	26
57	**38**	57	57	38	38	57	57	57	57	57	57	57	57	57	57	57	57	57	57	57	57	57	59	59	59	14	26	39	26	48	48	53
59	**39**	59	40	57	40	26	26	26	26	26	26	26	26	26	26	26	26	26	26	26	59	59	26	26	26	59	60	48	48	40	40	40
26	**40**	26	52	40	57	59	59	59	59	59	59	59	59	59	59	59	59	59	59	59	26	26	14	14	14	26	48	40	40	53	53	48
60	**41**	60	26	26	26	60	60	60	60	60	60	60	60	60	60	60	60	60	60	60	14	14	60	60	60	60	40	60	60	60	60	60
46	**42**	46	59	59	59	14	14	14	14	14	14	14	14	14	14	14	14	14	14	14	60	60	44	44	44	44	44	44	44	44	44	44
1	**43**	1	60	60	60	50	50	50	50	50	50	50	50	55	55	55	55	55	55	55	55	55	55	55	55	55	55	55	55	55	55	55
52	**44**	52	14	14	14	55	55	55	55	55	55	55	55																			

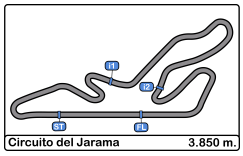

Circuito del Jarama
VI UV Endurance RACE Jarama
Carrera 4H
Cuentavueltas

Vta.

Nr	Pos	31	32	33	34	35	36	37	38	39	40	41	42	43	44	45	46	47	48	49	50	51	52	53	54	55	56	57	58	59	60	61
18	**1**	16	16	16	16	16	16	16	16	16	16	16	16	16	16	16	16	16	16	16	16	16	16	16	16	16	16	16	21	21	19	19
19	**2**	19	19	10	10	10	10	10	10	10	10	10	10	10	10	10	10	10	10	10	10	10	18	18	18	21	21	21	19	19	16	16
16	**3**	10	10	2	2	2	2	2	2	2	2	2	2	2	2	2	2	2	2	18	18	18	21	21	21	1	19	19	16	16	21	10
21	**4**	2	2	18	18	18	18	18	18	18	18	18	18	18	18	18	18	18	18	21	21	21	1	1	1	19	6	6	6	41	10	21
6	**5**	18	18	1	19	19	19	19	19	19	19	19	19	19	19	19	19	19	19	1	1	1	19	19	19	6	41	41	41	10	41	2
15	**6**	1	1	19	1	1	1	1	1	1	1	1	1	1	1	1	21	21	21	35	35	35	35	35	35	41	4	4	10	6	2	35
54	**7**	35	35	15	15	15	15	15	15	15	15	21	21	21	21	21	1	1	1	19	19	19	10	6	6	4	1	10	4	2	35	6
10	**8**	15	15	35	35	35	35	35	21	21	21	15	15	15	15	35	35	35	35	6	6	6	6	41	41	10	10	58	2	35	6	41
2	**9**	9	9	21	21	21	21	21	35	35	35	35	35	35	35	37	37	37	37	37	37	41	41	4	4	58	58	5	35	1	1	1
35	**10**	21	21	9	9	9	9	9	37	37	37	37	37	37	37	6	6	6	6	2	41	4	4	10	10	5	5	2	1	4	4	4
41	**11**	37	37	37	37	37	37	37	6	6	6	6	6	6	6	41	41	41	41	41	4	8	8	58	58	35	2	35	5	37	37	37
50	**12**	6	6	6	6	6	6	6	9	9	9	41	41	41	41	4	4	4	4	4	8	54	54	5	5	2	35	1	58	36	54	54
9	**13**	46	46	46	46	41	41	41	41	41	41	4	4	4	4	8	8	8	8	8	54	33	5	56	56	18	37	37	37	54	36	36
14	**14**	41	41	41	41	8	8	54	54	54	54	54	54	54	54	54	54	54	54	54	33	5	58	2	2	56	36	36	36	33	33	18
37	**15**	54	54	8	8	54	54	8	8	4	4	8	8	8	8	33	33	33	33	33	5	58	56	8	37	37	33	33	54	18	18	33
31	**16**	8	8	54	54	4	4	4	4	8	8	36	36	36	33	5	5	5	5	5	58	37	2	54	36	36	54	54	33	58	58	58
34	**17**	36	36	4	4	36	36	36	36	36	36	5	5	33	36	36	36	36	36	58	56	56	33	37	33	33	18	18	18	5	5	9
4	**18**	4	4	36	36	34	33	33	33	5	5	33	33	5	5	58	58	58	58	56	2	2	42	36	54	54	56	56	9	9	9	5
5	**19**	33	33	33	34	33	34	5	5	33	33	58	58	58	58	45	45	56	56	36	31	42	37	33	8	53	9	9	56	56	56	56
44	**20**	56	34	34	33	45	5	58	58	58	58	45	45	45	45	56	56	51	51	34	42	49	36	42	53	9	45	45	45	45	45	45
36	**21**	34	56	45	45	5	58	45	45	45	45	9	34	56	56	51	51	45	34	31	49	45	53	53	9	34	34	34	34	34	34	34
8	**22**	45	45	56	56	58	45	34	34	34	34	34	56	34	51	34	34	34	31	9	9	36	34	34	34	45	51	51	51	51	49	49
58	**23**	58	5	5	5	56	56	56	56	56	56	56	51	51	34	31	31	31	9	42	45	34	9	9	45	51	15	15	49	49	51	43
33	**24**	5	58	58	58	46	51	51	51	51	51	51	31	31	31	9	9	9	42	49	34	53	45	45	51	15	53	49	15	43	43	15
42	**25**	51	51	51	51	51	49	49	31	31	31	31	9	9	9	42	42	42	49	45	36	9	49	51	15	47	49	43	43	15	15	31
51	**26**	49	49	49	49	49	31	31	49	49	42	42	42	42	42	49	49	49	45	51	53	51	51	57	47	49	31	31	31	31	31	38
45	**27**	14	43	43	31	31	42	42	42	42	49	49	49	49	49	43	14	39	39	53	51	39	39	47	49	31	47	38	38	38	38	46
55	**28**	43	31	31	43	43	43	43	43	43	43	43	43	43	43	14	43	53	53	57	57	57	57	15	31	43	43	53	53	53	53	59
47	**29**	31	42	42	42	42	14	14	39	14	14	14	14	14	14	39	39	14	47	47	47	47	47	49	57	38	38	59	59	46	46	57
56	**30**	42	14	14	14	14	39	39	14	39	39	39	39	39	39	53	53	47	57	59	39	59	15	39	43	57	57	57	57	59	59	14
53	**31**	52	47	39	39	39	47	47	47	47	53	53	53	53	53	47	47	57	59	39	59	15	31	31	39	59	59	46	46	57	57	47
48	**32**	47	39	47	47	47	57	57	53	53	47	47	47	47	47	57	57	59	52	52	26	31	43	43	38	46	46	52	52	14	14	52
49	**33**	39	57	57	57	57	59	53	57	57	57	57	57	57	57	59	59	52	26	26	52	60	59	38	59	52	52	42	42	47	47	48
39	**34**	57	52	52	52	59	53	59	59	59	59	59	59	59	59	52	52	26	38	15	15	26	38	59	46	42	42	14	14	52	52	39
43	**35**	59	59	59	59	52	52	52	52	52	52	52	52	52	52	26	26	38	15	38	38	14	14	14	52	14	14	47	47	48	48	53
40	**36**	38	38	26	53	53	26	26	26	26	26	26	26	26	26	38	38	15	60	60	60	43	60	52	42	48	48	48	48	39	39	40
38	**37**	26	26	38	26	26	38	38	38	38	38	38	38	38	38	40	40	40	14	14	14	38	52	46	14	39	39	39	39	40	40	26
57	**38**	53	53	53	38	38	48	40	40	40	48	40	40	40	40	48	15	60	43	43	43	52	46	48	48	40	40	40	40	26	26	60
59	**39**	48	48	48	48	48	40	48	48	48	40	48	48	48	48	60	60	43	40	46	46	46	48	40	40	26	26	26	26	60	60	44
26	**40**	40	40	40	40	40	60	60	60	60	60	60	60	60	60	15	48	48	46	48	48	48	40	26	26	60	60	60	60	42	44	42
60	**41**	60	60	60	60	60	46	46	46	46	46	46	46	46	46	46	46	46	48	40	40	40	26	60	60	44	44	44	44	44	42	8
46	**42**	44	44	44	44	44	44	44	44	44	44	44	44	44	44	44	44	44	44	44	44	44	44	44	44	8	8	8	8	8	8	55
1	**43**	55	55	55	55	55	55	55	55	55	55	55	55	55	55	55	55	55	55	55	55	55	55	55	55	55	55	55	55	55	55	
52	**44**																															

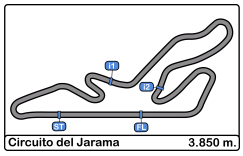

Circuito del Jarama
VI UV Endurance RACE Jarama
Carrera 4H
Cuentavueltas

Vta.

Nr	Pos	62	63	64	65	66	67	68	69	70	71	72	73	74	75	76	77	78	79	80	81	82	83	84	85	86	87	88	89	90	91	92
18	**1**	19	16	16	16	16	16	16	16	16	16	16	16	16	16	16	16	16	16	16	16	16	19	19	19	19	19	19	19	19	19	16
19	**2**	16	19	10	10	10	10	10	10	10	10	10	10	10	10	10	10	10	21	21	21	21	21	16	16	16	16	16	16	16	16	19
16	**3**	10	10	21	21	21	21	21	21	21	21	21	21	21	21	21	21	21	19	19	19	19	16	41	41	41	41	21	21	21	21	21
21	**4**	21	21	19	19	19	19	19	19	19	19	19	19	19	19	19	19	19	41	41	41	41	41	21	21	21	21	1	1	1	1	1
6	**5**	2	2	2	2	2	35	35	35	35	41	41	41	41	41	41	41	41	35	35	35	35	1	1	1	1	1	35	35	35	35	35
15	**6**	35	35	35	35	35	2	41	41	41	35	35	35	35	35	35	35	35	1	1	1	1	35	35	35	35	35	37	37	37	37	37
54	**7**	41	41	41	41	41	41	2	2	2	2	2	2	1	1	1	1	1	37	37	37	37	37	37	37	37	37	41	41	4	4	4
10	**8**	6	6	6	6	6	6	6	6	1	1	1	1	2	2	2	2	2	4	4	4	4	4	4	4	4	4	4	4	41	41	41
2	**9**	1	1	1	1	1	1	1	1	6	54	37	37	37	37	37	37	37	33	56	56	33	33	18	18	18	18	18	18	18	18	18
35	**10**	4	4	4	4	4	4	4	4	37	37	4	4	4	4	4	4	4	56	33	33	18	18	33	33	33	33	33	33	33	33	33
41	**11**	37	37	37	37	37	37	37	37	54	4	54	18	18	18	18	18	9	5	18	18	58	58	58	58	58	58	58	58	58	58	58
50	**12**	54	54	54	54	54	54	54	54	4	18	18	36	36	36	9	9	33	9	58	58	2	5	5	5	5	5	5	5	5	5	5
9	**13**	36	18	18	18	18	18	18	18	18	36	36	33	33	9	33	33	18	18	2	2	5	2	2	2	56	56	56	9	9	9	9
14	**14**	18	36	36	36	36	36	36	36	36	33	33	9	9	33	36	58	5	58	5	5	56	56	56	56	2	9	9	56	56	56	56
37	**15**	33	33	33	33	33	33	33	33	33	9	9	58	58	58	58	5	56	2	9	9	9	9	9	9	9	45	45	45	15	15	15
31	**16**	58	58	58	58	58	9	9	9	9	58	58	5	5	5	5	56	58	15	15	15	15	45	45	45	45	15	15	15	45	45	45
34	**17**	9	9	9	9	9	58	58	58	58	5	5	56	56	56	56	15	15	49	45	45	45	15	15	15	15	34	34	34	36	36	36
4	**18**	5	5	5	5	5	5	5	5	5	56	56	45	45	45	45	49	49	45	34	34	34	34	34	34	34	36	36	36	34	34	34
5	**19**	56	56	56	56	56	56	56	56	56	45	45	34	34	34	34	45	45	34	49	49	49	49	36	36	36	49	49	49	49	49	49
44	**20**	45	45	45	45	45	45	45	45	45	34	34	49	49	49	49	34	34	36	36	36	36	36	49	49	49	43	43	43	43	43	6
36	**21**	34	34	34	34	34	34	34	34	34	49	49	15	15	15	15	36	36	43	43	43	43	43	43	43	43	31	6	6	6	6	46
8	**22**	49	49	49	49	49	49	49	49	49	15	15	43	31	43	43	43	43	31	31	31	31	31	31	31	31	6	46	46	46	46	43
58	**23**	15	15	15	15	15	15	15	15	15	43	43	31	43	31	31	31	31	47	46	46	6	6	6	6	6	46	57	47	47	47	47
33	**24**	43	43	43	43	43	43	43	43	43	31	31	57	57	6	6	47	47	46	57	57	57	57	57	57	46	57	47	57	57	31	31
42	**25**	31	31	31	31	31	31	31	31	31	59	59	59	6	47	47	46	46	57	59	6	59	59	59	59	57	59	59	31	31	57	57
51	**26**	38	38	38	38	38	38	38	59	59	57	57	6	47	59	59	57	57	59	6	59	46	46	46	46	59	47	31	59	59	59	59
45	**27**	46	46	59	59	59	59	59	57	57	6	6	52	59	57	57	59	59	6	47	47	47	47	47	47	47	48	48	48	48	48	48
55	**28**	59	59	57	57	57	57	57	52	52	52	52	47	46	46	46	6	6	48	48	48	48	48	48	48	48	53	53	53	53	53	53
47	**29**	57	57	46	14	14	14	52	47	47	47	47	53	48	48	48	48	48	53	53	53	53	53	53	53	53	52	52	52	52	52	52
56	**30**	14	14	14	52	52	52	47	39	39	39	53	46	53	53	53	53	53	52	52	52	52	52	52	52	52	39	39	39	39	39	39
53	**31**	47	47	47	47	47	47	39	53	53	53	46	48	39	39	39	52	52	39	39	39	39	39	39	39	39	40	40	40	40	40	40
48	**32**	52	52	52	48	39	39	48	48	46	46	40	39	52	52	52	39	39	40	40	40	40	40	40	40	40	38	38	38	38	38	38
49	**33**	48	48	48	39	48	48	14	46	40	40	48	60	60	60	40	40	40	26	26	38	38	38	38	38	38	60	60	60	60	60	60
39	**34**	39	39	39	53	53	53	53	40	48	48	39	40	40	40	26	26	26	38	38	26	26	26	26	26	26	26	26	26	26	26	26
43	**35**	53	53	53	40	46	46	46	14	60	60	60	26	26	26	38	38	38	60	60	60	60	60	60	60	60	44	44	44	44	44	44
40	**36**	40	40	40	46	40	40	40	38	26	26	26	38	38	38	60	60	60	44	44	44	44	44	44	44	44	2	2				
38	**37**	26	26	26	60	60	60	60	60	38	38	38	44	44	44	44	44	44	8	8	8	8										
57	**38**	60	60	60	26	26	26	26	26	44	44	44	8	8	8	8	8	8	55	55												
59	**39**	44	44	44	44	44	44	44	44	8	8	8	55	55	55	55	55	55														
26	**40**	42	42	8	8	8	8	8	8	55	55	55																				
60	**41**	8	8	42	42	42	42	42	55																							
46	**42**	55	55	55	55	55	55	55																								
1	**43**																															
52	**44**																															

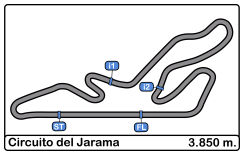

Circuito del Jarama
VI UV Endurance RACE Jarama
Carrera 4H
Cuentavueltas

Vta.

Nr	Pos	93	94	95	96	97	98	99	100	101	102	103	104	105	106	107	108	109	110	111	112	113
18	**1**	16	16	16	16	16	16	16	16	16	16	16	16	16	16	16	16	16	16	16	16	16
19	**2**	19	19	19	19	19	19	19	19	19	19	19	19	19	19	19	19	19	19	19	19	19
16	**3**	21	21	21	21	21	21	21	21	21	21	21	21	21	21	21	21	21	21	21	21	
21	**4**	1	1	1	1	1	1	1	1	1	1	1	1	1	1	1	1	1	1	1		
6	**5**	35	35	35	35	35	35	35	35	35	35	35	35	35	35	35	18	18	18			
15	**6**	37	37	37	37	37	37	37	37	37	37	18	18	18	18	18	41	41				
54	**7**	4	4	4	41	41	41	41	18	18	18	37	37	37	41	41	4	4				
10	**8**	41	41	41	4	4	4	18	41	41	41	41	41	41	4	4	35	35				
2	**9**	18	18	18	18	18	18	4	4	4	4	4	4	4	9	9						
35	**10**	33	33	33	33	33	33	33	9	9	9	9	9	9	5	5						
41	**11**	58	58	58	9	9	9	9	33	33	33	33	33	33	33	33						
50	**12**	9	9	9	58	58	58	58	58	58	5	5	5	5	56	56						
9	**13**	5	5	5	5	5	5	5	5	5	58	58	58	56								
14	**14**	56	56	56	56	56	56	56	56	56	56	56	56	15								
37	**15**	15	15	15	15	15	15	15	15	15	15	15	15									
31	**16**	36	36	36	36	36	36	36	36	36	36	36										
34	**17**	34	34	34	34	34	34	34	34	34	34											
4	**18**	45	45	45	45	45	45	45	45	45	45											
5	**19**	49	49	49	49	49	49	49	49	49												
44	**20**	6	6	6	6	6	6	6	6													
36	**21**	46	46	46	46	46	46	43														
8	**22**	43	43	43	43	43	47	47														
58	**23**	47	47	47	47	47	43	31														
33	**24**	31	31	31	31	31	31															
42	**25**	57	57	57	57	57	57															
51	**26**	59	59	59	59	59	59															
45	**27**	48	48	48	48	48	48															
55	**28**	53	53	53	53	53	53															
47	**29**	52	52	52	52	52																
56	**30**	39	39	39	39	39																
53	**31**	40	40	40																		
48	**32**	38	38	38																		
49	**33**	60	60																			
39	**34**	26	26																			
43	**35**	44																				
40	**36**																					
38	**37**																					
57	**38**																					
59	**39**																					
26	**40**																					
60	**41**																					
46	**42**																					
1	**43**																					
52	**44**																					

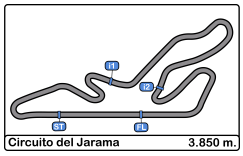

Circuito del Jarama

VI UV Endurance RACE Jarama

Carrera 4H

Cuentavueltas Gráfico

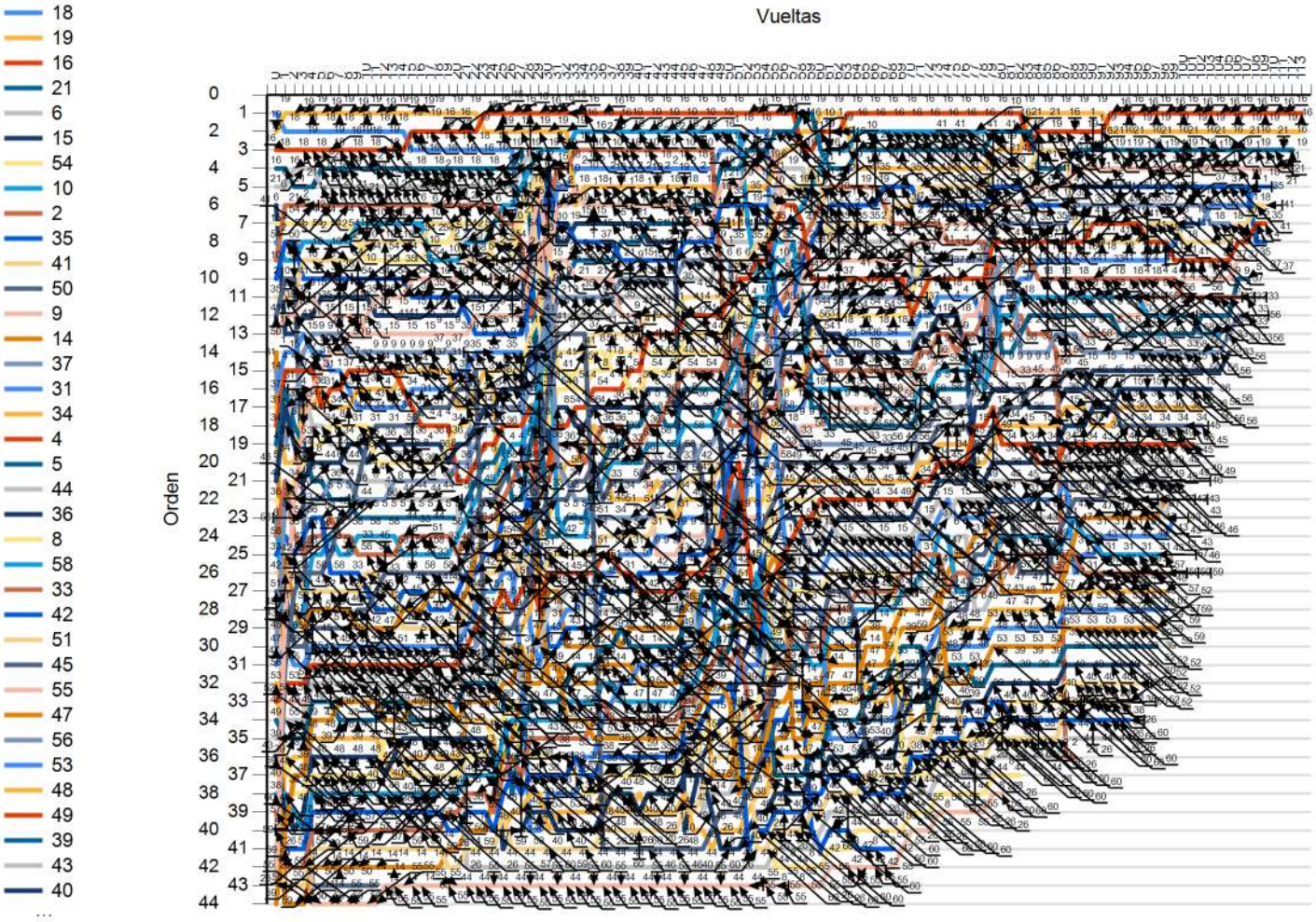

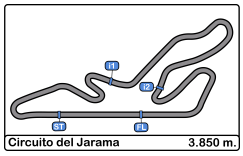

Circuito del Jarama
VI UV Endurance RACE Jarama
Carrera 4H
Tiempos Parada en Pit

Nº	Tiempo Día	Equipo	Vehiculo	Cat	Tiempo Entrada	Nº Parada	Tiempo Pit	Handicap
50	16:05:33.477	RRB Competicion	Clio 1.8 16v	2	6:34.793	1	26:38.576	5:00
44	16:41:52.137	ALVITRUCKSPORT	CITROEN SAXO 1.6	SAXO	42:53.453	1	28:50.979	5:00
37	16:43:06.254	MSi Race Tech	Honda Civic	1	44:07.570	1	2:08.122	5:00
46	16:45:34.754	4 HOMBRES Y 1 MIATA	MAZDA MX5	2	46:36.070	1	2:09.058	5:00
34	16:50:01.028	EB Racing	BMW E36 325i	3	51:02.344	1	2:24.693	5:00
18	16:51:44.082	VSR MOTORSPORT 1	BMW E36 325i	3	52:45.398	1	4:57.353	5:00
2	16:53:29.306	4 TEAM	BMW 318	2	54:30.622	1	2:42.296	5:00
19	16:53:39.692	RACING TO ENJOY 1	BMW E36 325i	3	54:41.008	1	41.909	5:00
21	16:54:43.552	BOYACÁ VSR	BMW E36 325i	3	55:44.868	1	5:07.949	5:00
39	16:54:46.574	GT SPORT	Citroen Saxo 1.6	SAXO	55:47.890	1	3:50.522	5:00
48	16:55:00.224	AMAZON SPORT 1	VW Golf	2	56:01.540	1	3:11.104	5:00
40	16:55:01.776	UV - TECSPORT	Citroen Saxo 1.6	SAXO	56:03.092	1	3:37.714	5:00
43	16:56:19.264	CLEMENTE ARROYO	Citroen Saxo 1.6	SAXO	57:20.580	1	2:49.506	5:00
6	16:57:00.481	DEYSCOM	CITROEN AX	1	58:01.797	1	5:01.863	5:00
41	16:57:29.349	ÚLTIMA VUELTA	Citroen AX	1	58:30.665	1	5:02.994	5:00
53	16:57:52.557	ELADIO MOTOR	Citroen Saxo 1.6	SAXO	58:53.873	1	8:16.698	5:00
31	16:58:08.900	Primera Team	Nissan Primera	2	59:10.216	1	6:35.234	5:00
1	16:58:40.338	ASAP RACING	Honda Civic	1	59:41.654	1	2:07.930	5:00
4	16:58:57.733	B-MOVIE	BMW E36 320i	2	59:59.049	1	2:15.943	5:00
33	16:59:08.728	VAGSPEED MOTORSPORT	Citroen Saxo 8v	SAXO	1:00:10.044	1	2:05.435	5:00
9	16:59:11.667	JDM MOTOR 1	BMW E30 325i	3	1:00:12.983	1	2:19.080	5:00
45	16:59:13.221	Art Motorsport	Citroen Saxo 1.6	SAXO	1:00:14.537	1	2:02.000	5:00
52	16:59:22.650	JL CRESPILLO TEAM	Citroen Saxo 1.6	SAXO	1:00:23.966	1	3:25.266	5:00
16	16:59:28.663	RRO RACING	BMW E36 325i	3	1:00:29.979	1	2:09.063	5:00
10	16:59:34.614	JDM MOTOR 2	BMW E36 325i	3	1:00:35.930	1	2:07.841	5:00
54	16:59:38.827	VINELIT RACING GRAPHICS	Peugeot 205	2	1:00:40.143	1	5:17.305	5:00
38	16:59:43.198	RACING for ALCALA	Toyota Aygo	AYGO	1:00:44.514	1	2:39.713	5:00
60	16:59:48.270	RIGA	Toyota Aygo	AYGO	1:00:49.586	1	3:02.287	5:00
51	17:00:00.382	TMA-PADRISA-GTPERFORMAN	Citroen Saxo 1.6	SAXO	1:01:01.698	1	2:11.922	5:00
49	17:00:04.467	AMAZON SPORT 2	VW Golf	2	1:01:05.783	1	2:25.305	5:00
59	17:00:32.069	EFICAR TEAM, LOQUIMAY TEA	Toyota Aygo	AYGO	1:01:33.385	1	2:05.030	5:00
26	17:00:39.045	KOBE MOTOR	Toyota Aygo	AYGO	1:01:40.361	1	2:18.483	5:00
8	17:00:40.701	HLT MK3	VW Golf MK3	2	1:01:42.017	1	2:14.905	5:00
36	17:00:48.048	VSR MOTORSPORT SAXO	Citroen Saxo 1.6	SAXO	1:01:49.364	1	2:14.023	5:00
15	17:01:14.333	PIKANTO RACING	SEAT TOLEDO	2	1:02:15.649	1	2:14.926	5:00
35	17:01:18.154	EVC	BMW E36 325i	3	1:02:19.470	1	2:03.119	5:00
5	17:01:20.666	DE DIEGO MOTORSPORT	Citroen Saxo 1.6	SAXO	1:02:21.982	1	2:06.869	5:00
42	17:01:31.390	Fuñigators Team	Citroen Saxo 1.6	SAXO	1:02:32.706	1	5:22.858	5:00
47	17:01:32.932	ALFRA-CLIMALEC	Citroen Saxo 1.6	SAXO	1:02:34.248	1	6:28.985	5:00
57	17:02:09.929	EFICAR TEAM INFE	Toyota Aygo	AYGO	1:03:11.245	1	2:09.018	5:00
19	17:02:10.640	RACING TO ENJOY 1	BMW E36 325i	3	1:03:11.956	2	5:05.513	5:00
56	17:03:05.688	DANACAR	Citroen Saxo 1.6	SAXO	1:04:07.004	1	2:20.498	5:00
58	17:03:27.455	EFICAR TEAM SAXO	Citroen Saxo 1.6	SAXO	1:04:28.771	1	2:05.554	5:00
14	17:10:14.194	OLIMPIA TECSPORT	VW Golf MK2	2	1:11:15.510	1	2:12.772	5:00
52	17:12:33.616	JL CRESPILLO TEAM	Citroen Saxo 1.6	SAXO	1:13:34.932	2	1:35.923	5:00
46	17:14:54.472	4 HOMBRES Y 1 MIATA	MAZDA MX5	2	1:15:55.788	2	20:49.628	5:00
14	17:25:09.969	OLIMPIA TECSPORT	VW Golf MK2	2	1:26:11.285	2	1:53.882	5:00
9	17:27:01.871	JDM MOTOR 1	BMW E30 325i	3	1:28:03.187	2	5:24.392	5:00
34	17:33:26.374	EB Racing	BMW E36 325i	3	1:34:27.690	2	2:03.855	5:00
2	17:41:13.004	4 TEAM	BMW 318	2	1:42:14.320	2	5:30.706	5:00
45	17:41:44.036	Art Motorsport	Citroen Saxo 1.6	SAXO	1:42:45.352	2	5:05.031	5:00
43	17:43:54.199	CLEMENTE ARROYO	Citroen Saxo 1.6	SAXO	1:44:55.515	2	10:32.684	5:00

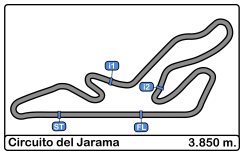

Circuito del Jarama
VI UV Endurance RACE Jarama
Carrera 4H
Tiempos Parada en Pit

Nº	Tiempo Día	Equipo	Vehiculo	Cat	Tiempo Entrada	Nº Parada	Tiempo Pit	Handicap
36	17:45:52.903	VSR MOTORSPORT SAXO	Citroen Saxo 1.6	SAXO	1:46:54.219	2	6:08.632	5:00
10	17:46:43.073	JDM MOTOR 2	BMW E36 325i	3	1:47:44.389	2	5:06.887	5:00
37	17:47:19.196	MSi Race Tech	Honda Civic	1	1:48:20.512	2	8:48.419	5:00
14	17:47:53.258	OLIMPIA TECSPORT	VW Golf MK2	2	1:48:54.574	3	6:38.112	5:00
51	17:48:04.477	TMA-PADRISA-GTPERFORMAN	Citroen Saxo 1.6	SAXO	1:49:05.793	2	8:01.566	5:00
34	17:50:34.603	EB Racing	BMW E36 325i	3	1:51:35.919	3	5:37.289	5:00
18	17:50:42.502	VSR MOTORSPORT 1	BMW E36 325i	3	1:51:43.818	2	5:31.977	5:00
31	17:50:56.692	Primera Team	Nissan Primera	2	1:51:58.008	2	10:09.552	5:00
39	17:51:32.736	GT SPORT	Citroen Saxo 1.6	SAXO	1:52:34.052	2	3:04.648	5:00
9	17:51:39.750	JDM MOTOR 1	BMW E30 325i	3	1:52:41.066	3	5:27.226	5:00
48	17:51:57.394	AMAZON SPORT 1	VW Golf	2	1:52:58.710	2	6:00.832	5:00
33	17:52:04.588	VAGSPEED MOTORSPORT	Citroen Saxo 8v	SAXO	1:53:05.904	2	6:31.522	5:00
8	17:53:21.578	HLT MK3	VW Golf MK3	2	1:54:22.894	2	8:15.473	5:00
16	17:53:27.995	RRO RACING	BMW E36 325i	3	1:54:29.311	2	5:56.314	5:00
54	17:54:14.269	VINELIT RACING GRAPHICS	Peugeot 205	2	1:55:15.585	2	7:17.115	5:00
35	17:54:51.306	EVC	BMW E36 325i	3	1:55:52.622	2	6:00.828	5:00
45	17:55:21.242	Art Motorsport	Citroen Saxo 1.6	SAXO	1:56:22.558	3	3:59.003	5:00
1	17:56:11.291	ASAP RACING	Honda Civic	1	1:57:12.607	2	7:06.396	5:00
40	17:56:41.832	UV - TECSPORT	Citroen Saxo 1.6	SAXO	1:57:43.148	2	9:15.024	5:00
14	17:57:10.751	OLIMPIA TECSPORT	VW Golf MK2	2	1:58:12.067	4	1:26.563	5:00
49	17:57:21.595	AMAZON SPORT 2	VW Golf	2	1:58:22.911	2	7:14.646	5:00
42	17:58:12.273	Fuñigators Team	Citroen Saxo 1.6	SAXO	1:59:13.589	2	16:15.178	5:00
18	17:58:18.227	VSR MOTORSPORT 1	BMW E36 325i	3	1:59:19.543	3	7:20.914	5:00
56	17:59:12.689	DANACAR	Citroen Saxo 1.6	SAXO	2:00:14.005	2	7:57.942	5:00
55	17:59:16.377	SABUESOS TEAM	BMW E36 320i	2	2:00:17.693	1	9:17.739	5:00
52	17:59:30.492	JL CRESPILLO TEAM	Citroen Saxo 1.6	SAXO	2:00:31.808	3	7:26.284	5:00
38	18:00:41.610	RACING for ALCALA	Toyota Aygo	AYGO	2:01:42.926	2	3:18.408	5:00
26	18:01:50.653	KOBE MOTOR	Toyota Aygo	AYGO	2:02:51.969	2	11:19.180	5:00
4	18:03:16.846	B-MOVIE	BMW E36 320i	2	2:04:18.162	2	6:31.734	5:00
21	18:03:42.105	BOYACÁ VSR	BMW E36 325i	3	2:04:43.421	2	6:05.175	5:00
6	18:03:50.402	DEYSCOM	CITROEN AX	1	2:04:51.718	2	5:46.259	5:00
59	18:03:53.828	EFICAR TEAM, LOQUIMAY TEA	Toyota Aygo	AYGO	2:04:55.144	2	6:21.438	5:00
8	18:04:41.344	HLT MK3	VW Golf MK3	2	2:05:42.660	3	1:47.785	5:00
58	18:04:52.429	EFICAR TEAM SAXO	Citroen Saxo 1.6	SAXO	2:05:53.745	2	7:12.710	5:00
5	18:05:11.158	DE DIEGO MOTORSPORT	Citroen Saxo 1.6	SAXO	2:06:12.474	2	8:03.233	5:00
14	18:05:17.614	OLIMPIA TECSPORT	VW Golf MK2	2	2:06:18.930	5	2:41.439	5:00
39	18:05:48.606	GT SPORT	Citroen Saxo 1.6	SAXO	2:06:49.922	3	4:15.791	5:00
60	18:06:16.722	RIGA	Toyota Aygo	AYGO	2:07:18.038	2	11:37.021	5:00
41	18:06:28.030	ÚLTIMA VUELTA	Citroen AX	1	2:07:29.346	2	5:15.810	5:00
57	18:08:24.839	EFICAR TEAM INFE	Toyota Aygo	AYGO	2:09:26.155	2	6:30.953	5:00
53	18:09:33.782	ELADIO MOTOR	Citroen Saxo 1.6	SAXO	2:10:35.098	2	9:12.538	5:00
44	18:10:42.912	ALVITRUCKSPORT	CITROEN SAXO 1.6	SAXO	2:11:44.228	2	9:56.734	5:00
19	18:10:48.099	RACING TO ENJOY 1	BMW E36 325i	3	2:11:49.415	3	5:25.801	5:00
14	18:12:40.235	OLIMPIA TECSPORT	VW Golf MK2	2	2:13:41.551	6	2:19.174	5:00
47	18:13:17.830	ALFRA-CLIMALEC	Citroen Saxo 1.6	SAXO	2:14:19.146	2	9:06.444	5:00
39	18:14:26.587	GT SPORT	Citroen Saxo 1.6	SAXO	2:15:27.903	4	7:02.857	5:00
15	18:16:07.856	PIKANTO RACING	SEAT TOLEDO	2	2:17:09.172	2	5:10.836	5:00
31	18:16:26.365	Primera Team	Nissan Primera	2	2:17:27.681	3	4:09.736	5:00
51	18:18:22.036	TMA-PADRISA-GTPERFORMAN	Citroen Saxo 1.6	SAXO	2:19:23.352	3	3:40.471	5:00
42	18:25:25.541	Fuñigators Team	Citroen Saxo 1.6	SAXO	2:26:26.857	3	6:55.300	5:00
52	18:27:28.966	JL CRESPILLO TEAM	Citroen Saxo 1.6	SAXO	2:28:30.282	4	2:31.214	5:00
53	18:27:39.104	ELADIO MOTOR	Citroen Saxo 1.6	SAXO	2:28:40.420	3	5:59.348	5:00

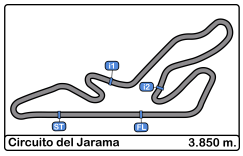

Circuito del Jarama
VI UV Endurance RACE Jarama
Carrera 4H
Tiempos Parada en Pit

Nº	Tiempo Día	Equipo	Vehiculo	Cat	Tiempo Entrada	Nº Parada	Tiempo Pit	Handicap
42	18:34:37.384	Fuñigators Team	Citroen Saxo 1.6	SAXO	2:35:38.700	4	13:08.120	5:00
46	18:37:25.423	4 HOMBRES Y 1 MIATA	MAZDA MX5	2	2:38:26.739	3	6:19.046	5:00
26	18:45:02.534	KOBE MOTOR	Toyota Aygo	AYGO	2:46:03.850	3	2:13.828	5:00
10	18:45:21.206	JDM MOTOR 2	BMW E36 325i	3	2:46:22.522	3	7:12.731	5:00
14	18:49:42.833	OLIMPIA TECSPORT	VW Golf MK2	2	2:50:44.149	7	4:33.806	5:00
2	18:49:46.042	4 TEAM	BMW 318	2	2:50:47.358	3	8:39.172	5:00
36	18:50:22.925	VSR MOTORSPORT SAXO	Citroen Saxo 1.6	SAXO	2:51:24.241	3	12:14.992	5:00
16	18:50:40.274	RRO RACING	BMW E36 325i	3	2:51:41.590	3	5:15.464	5:00
18	18:52:58.759	VSR MOTORSPORT 1	BMW E36 325i	3	2:54:00.075	4	5:02.705	5:00
43	18:53:35.005	CLEMENTE ARROYO	Citroen Saxo 1.6	SAXO	2:54:36.321	3	4:03.503	5:00
48	18:53:38.172	AMAZON SPORT 1	VW Golf	2	2:54:39.488	3	2:26.711	5:00
45	18:53:41.860	Art Motorsport	Citroen Saxo 1.6	SAXO	2:54:43.176	4	5:02.223	5:00
58	18:54:15.042	EFICAR TEAM SAXO	Citroen Saxo 1.6	SAXO	2:55:16.358	3	2:04.964	5:00
4	18:55:06.435	B-MOVIE	BMW E36 320i	2	2:56:07.751	3	2:34.165	5:00
8	18:55:31.704	HLT MK3	VW Golf MK3	2	2:56:33.020	4	1:03.350	5:00
21	18:55:38.592	BOYACÁ VSR	BMW E36 325i	3	2:56:39.908	3	5:11.975	5:00
1	18:55:53.158	ASAP RACING	Honda Civic	1	2:56:54.474	3	2:10.254	5:00
42	18:56:26.914	Fuñigators Team	Citroen Saxo 1.6	SAXO	2:57:28.230	5	21:28.401	5:00
9	18:56:33.220	JDM MOTOR 1	BMW E30 325i	3	2:57:34.536	4	5:31.435	5:00
14	18:56:54.295	OLIMPIA TECSPORT	VW Golf MK2	2	2:57:55.611	8	8:31.464	5:00
35	18:56:59.272	EVC	BMW E36 325i	3	2:58:00.588	3	4:59.110	5:00
33	18:57:00.198	VAGSPEED MOTORSPORT	Citroen Saxo 8v	SAXO	2:58:01.514	3	2:04.798	5:00
34	18:57:02.713	EB Racing	BMW E36 325i	3	2:58:04.029	4	3:52.718	5:00
31	18:57:12.841	Primera Team	Nissan Primera	2	2:58:14.157	4	4:43.555	5:00
39	18:57:41.082	GT SPORT	Citroen Saxo 1.6	SAXO	2:58:42.398	5	3:27.831	5:00
37	18:58:35.927	MSi Race Tech	Honda Civic	1	2:59:37.243	3	2:15.863	5:00
5	18:58:43.622	DE DIEGO MOTORSPORT	Citroen Saxo 1.6	SAXO	2:59:44.938	3	2:09.177	5:00
59	18:59:41.512	EFICAR TEAM, LOQUIMAY TEA	Toyota Aygo	AYGO	3:00:42.828	3	2:08.012	5:00
55	19:00:10.741	SABUESOS TEAM	BMW E36 320i	2	3:01:12.057	2	3:27.373	5:00
52	19:01:21.358	JL CRESPILLO TEAM	Citroen Saxo 1.6	SAXO	3:02:22.674	5	4:57.279	5:00
40	19:01:53.158	UV - TECSPORT	Citroen Saxo 1.6	SAXO	3:02:54.474	3	3:10.375	5:00
57	19:02:05.597	EFICAR TEAM INFE	Toyota Aygo	AYGO	3:03:06.913	3	2:21.100	5:00
53	19:02:34.490	ELADIO MOTOR	Citroen Saxo 1.6	SAXO	3:03:35.806	4	3:21.363	5:00
56	19:03:02.868	DANACAR	Citroen Saxo 1.6	SAXO	3:04:04.184	3	2:16.515	5:00
49	19:04:45.127	AMAZON SPORT 2	VW Golf	2	3:05:46.443	3	2:50.752	5:00
41	19:06:43.006	ÚLTIMA VUELTA	Citroen AX	1	3:07:44.322	3	7:39.941	5:00
6	19:07:04.755	DEYSCOM	CITROEN AX	1	3:08:06.071	3	3:12.185	5:00
15	19:10:12.519	PIKANTO RACING	SEAT TOLEDO	2	3:11:13.835	3	2:09.697	5:00
60	19:11:50.422	RIGA	Toyota Aygo	AYGO	3:12:51.738	3	4:01.110	5:00
19	19:12:40.401	RACING TO ENJOY 1	BMW E36 325i	3	3:13:41.717	4	2:11.253	5:00
47	19:15:07.981	ALFRA-CLIMALEC	Citroen Saxo 1.6	SAXO	3:16:09.297	3	2:53.094	5:00
8	19:15:42.888	HLT MK3	VW Golf MK3	2	3:16:44.204	5	2:17.241	5:00
46	19:19:49.973	4 HOMBRES Y 1 MIATA	MAZDA MX5	2	3:20:51.289	4	2:09.506	5:00
44	19:21:33.334	ALVITRUCKSPORT	CITROEN SAXO 1.6	SAXO	3:22:34.650	3	2:10.204	5:00
26	19:25:27.045	KOBE MOTOR	Toyota Aygo	AYGO	3:26:28.361	4	2:10.508	5:00
31	19:29:54.317	Primera Team	Nissan Primera	2	3:30:55.633	5	5:37.601	5:00
45	19:32:49.508	Art Motorsport	Citroen Saxo 1.6	SAXO	3:33:50.824	5	5:38.361	5:00
43	19:37:27.535	CLEMENTE ARROYO	Citroen Saxo 1.6	SAXO	3:38:28.851	4	6:16.058	5:00
1	19:40:53.752	ASAP RACING	Honda Civic	1	3:41:55.068	4	25.694	5:00
49	19:44:09.898	AMAZON SPORT 2	VW Golf	2	3:45:11.214	4	1:03.377	5:00
39	19:47:04.424	GT SPORT	Citroen Saxo 1.6	SAXO	3:48:05.740	6	57.854	5:00
35	19:54:48.508	EVC	BMW E36 325i	3	3:55:49.824	4	1:52.368	5:00

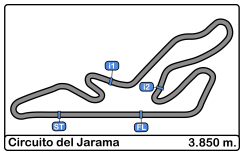

Circuito del Jarama
VI UV Endurance RACE Jarama
Carrera 4H
Tiempos Parada en Pit

Nº	Tiempo Día	Equipo	Vehiculo	Cat	Tiempo Entrada	Nº Parada	Tiempo Pit	Handicap
46	19:58:37.078	4 HOMBRES Y 1 MIATA	MAZDA MX5	2	3:59:38.394	5	1:08.745	5:00

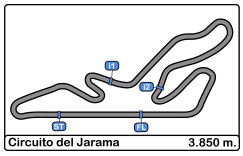

Circuito del Jarama
VI UV Endurance RACE Jarama
Carrera 4H
Resultados Finales

Cla	Nº	Equipo	Vehiculo	Cat	Cla	N.V.	Tiempo	Dif 1º	Dif Ant.	Km/h	V.R.	Tiempo	Km/h
1	**16**	RRO RACING	BMW E36 325i	3	1	113	**4:00:42.268**			108.4	4	1:55.702	119.7
2	**19**	RACING TO ENJOY 1	BMW E36 325i	3	2	113	**4:01:06.808**	24.540	24.540	108.2	4	1:55.222	120.2
3	**21**	BOYACÁ VSR	BMW E36 325i	3	3	112	**4:00:55.263**	1 Vta	1 Vta	107.3	4	1:57.537	117.9
4	**1**	ASAP RACING	Honda Civic	1	1	111	**4:01:25.134**	2 Vtas	1 Vta	106.2	21	2:00.176	115.3
5	**18**	VSR MOTORSPORT 1	BMW E36 325i	3	4	110	**4:02:34.823**	3 Vtas	1 Vta	104.7	96	1:55.695	119.7
6	**41**	ÚLTIMA VUELTA	Citroen AX	1	2	109	**4:01:26.415**	4 Vtas	1 Vta	104.2	10	1:59.383	116.0
7	**4**	B-MOVIE	BMW E36 320i	2	1	109	**4:01:41.764**	4 Vtas	15.349	104.1	50	2:03.081	112.6
8	**35**	EVC	BMW E36 325i	3	5	109	**4:07:16.886**	4 Vtas	5:35.122	101.8	47	2:01.321	114.2
9	**9**	JDM MOTOR 1	BMW E30 325i	3	6	107	**4:00:58.167**	6 Vtas	2 Vtas	102.5	104	2:00.395	115.1
10	**5**	DE DIEGO MOTORSPORT	Citroen Saxo 1.6	SA	1	107	**4:01:52.524**	6 Vtas	54.357	102.1	105	2:05.742	110.2
11	**33**	VAGSPEED MOTORSPORT	Citroen Saxo 8v	SA	2	107	**4:01:53.350**	6 Vtas	0.826	102.1	43	2:05.471	110.4
12	**56**	DANACAR	Citroen Saxo 1.6	SA	3	107	**4:02:47.632**	6 Vtas	54.282	101.8	15	2:06.742	109.3
13	**37**	MSi Race Tech	Honda Civic	1	3	105	**3:53:12.863**	8 Vtas	2 Vtas	104.0	57	2:01.977	113.6
14	**15**	PIKANTO RACING	SEAT TOLEDO	2	2	105	**4:00:43.526**	8 Vtas	7:30.663	100.7	105	1:58.966	116.5
15	**58**	EFICAR TEAM SAXO	Citroen Saxo 1.6	SA	4	104	**3:56:02.982**	9 Vtas	1 Vta	101.7	41	2:05.829	110.1
16	**36**	VSR MOTORSPORT SAXO	Citroen Saxo 1.6	SA	5	103	**4:02:16.158**	10 Vtas	1 Vta	98.2	11	2:06.349	109.6
17	**34**	EB Racing	BMW E36 325i	3	7	102	**4:00:42.486**	11 Vtas	1 Vta	97.8	10	2:04.854	111.0
18	**45**	Art Motorsport	Citroen Saxo 1.6	SA	6	102	**4:01:48.562**	11 Vtas	1:06.076	97.4	41	2:06.367	109.6
19	**49**	AMAZON SPORT 2	VW Golf	2	3	101	**4:02:51.627**	12 Vtas	1 Vta	96.0	20	2:08.440	107.9
20	**43**	CLEMENTE ARROYO	Citroen Saxo 1.6	SA	7	99	**4:02:16.131**	14 Vtas	2 Vtas	94.3	93	2:08.617	107.7
21	**31**	Primera Team	Nissan Primera	2	4	99	**4:07:51.452**	14 Vtas	5:35.321	92.2	49	2:03.489	112.2
22	**46**	4 HOMBRES Y 1 MIATA	MAZDA MX5	2	5	98	**3:59:41.885**	15 Vtas	1 Vta	94.4	24	2:03.925	111.8
23	**57**	EFICAR TEAM INFE	Toyota Aygo	AY	1	98	**4:01:36.445**	15 Vtas	1:54.560	93.6	14	2:18.817	99.8
24	**59**	EFICAR TEAM, LOQUIMAY TEAM	Toyota Aygo	AY	2	98	**4:02:09.006**	15 Vtas	32.561	93.4	60	2:19.824	99.1
25	**48**	AMAZON SPORT 1	VW Golf	2	6	98	**4:02:12.010**	15 Vtas	3.004	93.4	94	2:09.828	106.7
26	**53**	ELADIO MOTOR	Citroen Saxo 1.6	SA	8	98	**4:02:47.843**	15 Vtas	35.833	93.2	6	2:08.333	108.0
27	**47**	ALFRA-CLIMALEC	Citroen Saxo 1.6	SA	9	97	**4:02:16.391**	16 Vtas	1 Vta	92.4	94	2:07.095	109.0
28	**39**	GT SPORT	Citroen Saxo 1.6	SA	10	97	**4:02:21.780**	16 Vtas	5.389	92.4	23	2:09.161	107.3
29	**52**	JL CRESPILLO TEAM	Citroen Saxo 1.6	SA	11	97	**4:06:13.555**	16 Vtas	3:51.775	91.0	22	2:10.412	106.2
30	**40**	UV - TECSPORT	Citroen Saxo 1.6	SA	12	95	**4:01:27.282**	18 Vtas	2 Vtas	90.8	71	2:15.826	102.0
31	**38**	RACING for ALCALA	Toyota Aygo	AY	3	95	**4:01:32.968**	18 Vtas	5.686	90.8	91	2:17.522	100.7
32	**60**	RIGA	Toyota Aygo	AY	4	94	**4:01:40.884**	19 Vtas	1 Vta	89.8	91	2:18.669	99.9
33	**26**	KOBE MOTOR	Toyota Aygo	AY	5	94	**4:01:45.493**	19 Vtas	4.609	89.8	42	2:19.383	99.4
34	**44**	ALVITRUCKSPORT	CITROEN SAXO 1.6	SA	13	93	**4:01:32.505**	20 Vtas	1 Vta	88.9	90	2:05.876	110.1
35	**2**	4 TEAM	BMW 318	2	7	88	**3:52:28.577**	25 Vtas	5 Vtas	87.4	9	1:59.461	116.0
	No clasificados: (Requerimiento: 75% del numero de vueltas del lider = 85 Vueltas)												
	8	HLT MK3	VW Golf MK3	2	8	82	**3:52:51.070**	31 Vtas	6 Vtas	81.3	52	2:04.292	111.5
	55	SABUESOS TEAM	BMW E36 320i	2	9	80	**4:02:18.204**	33 Vtas	2 Vtas	76.2	68	2:05.222	110.6
	10	JDM MOTOR 2	BMW E36 325i	3	8	78	**2:46:26.694**	35 Vtas	2 Vtas	108.2	20	1:58.805	116.6
	54	VINELIT RACING GRAPHICS	Peugeot 205	2	10	72	**2:41:08.785**	41 Vtas	6 Vtas	103.2	13	1:58.858	116.6
	14	OLIMPIA TECSPORT	VW Golf MK2	2	11	69	**3:03:24.499**	44 Vtas	3 Vtas	86.9	23	2:01.678	113.9
	42	Fuñigators Team	Citroen Saxo 1.6	SA	14	68	**3:29:55.290**	45 Vtas	1 Vta	74.8	35	2:06.998	109.1
	51	TMA-PADRISA-GTPERFORMANCE	Citroen Saxo 1.6	SA	15	60	**2:25:24.707**	53 Vtas	8 Vtas	95.3	7	2:07.908	108.3

Publicada a las :.....

Comisarios Deportivos:	**Director de Carrera:**	**Cronometrador:**

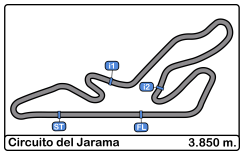

Circuito del Jarama
VI UV Endurance RACE Jarama
Carrera 4H
Resultados Finales

Cla	Nº	Equipo	Vehiculo	Cat	Cla	N.V.	Tiempo	Dif 1º	Dif Ant.	Km/h	V.R.	Tiempo	Km/h
	50	RRB Competicion	Clio 1.8 16v	2	12	11	**49:40.700**	102 Vtas	49 Vtas	51.1	8	2:01.961	113.6

Vta. rápida de RACING TO ENJOY 1 en 1:55.222 a 120.3 Km/h en la vuelta 4

Penalizado el dorsal 47 con 2 vueltas en virtud del Art. 14 del RGUVE 2020
Penalizado el dorsal 14 con 5:25 por no respetar la norma cambio ruedas y repostaje Art. 14 RGUVE 2020
Penalizado el dorsal 31 con 5:25 por no respetar la norma cambio ruedas y repostaje Art. 14 RGUVE 2020
Penalizado el dorsal 14 con 5:25 por no respetar la norma cambio ruedas y repostaje Art. 14 RGUVE 2020
Penalizado el dorsal 14 con 5:25 por no respetar la norma cambio ruedas y repostaje Art. 14 RGUVE 2020
Descalificado el dorsal 6 por el Art. 39.7 del RGVC 2020

Publicada a las :.....

Comisarios Deportivos:	Director de Carrera:	Cronometrador: