



F4 SPANISH CHAMPIONSHIP

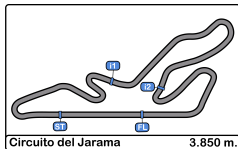
Circuito del Jarama

6th – 7th November 2020

Results booklet



Provided by Cronococa S.L.
www.cronococa.com



Circuito del Jarama
F4 SPANISH CHAMPIONSHIP
Free Practice - 1
Provisional Results



Clas	Nº	Nombre	Nac.	Concursante	Vehiculo	Cat	Clas	N.V.	V.R.	Tiempo	Dif 1º	Dif Ant.	Km/h
1	27	Kas Haverkort	NLD	MP MOTORSPORT		R	1	15	14	1:39.302			139.5
2	44	Guilherme Oliveira	PRT	DRIVEX		R	2	16	13	1:39.605	0.303	0.303	139.1
3	23	Thomas Ten Brinke	NLD	MP MOTORSPORT		R	3	15	14	1:40.292	0.990	0.687	138.1
4	34	Enric Bordás	ESP	FÓRMULA DE CAMPEONES		R	4	14	6	1:40.341	1.039	0.049	138.1
5	96	Oliver Goethe	DNK	MP MOTORSPORT		R	5	13	12	1:40.373	1.071	0.032	138.0
6	15	Lena Buhler	CHE	DRIVEX		R	6	13	9	1:40.713	1.411	0.340	137.6
7	33	Carles Martínez	ESP	FÓRMULA DE CAMPEONES				15	7	1:40.776	1.474	0.063	137.5
8	13	Joshua Dufek	CHE	MP MOTORSPORT		R	7	11	11	1:40.826	1.524	0.050	137.4
9	64	Mari Boya	ESP	MP MOTORSPORT		R	8	14	14	1:41.074	1.772	0.248	137.1
10	22	Paul Adrien Pallot	FRA	DRIVEX				16	10	1:41.589	2.287	0.515	136.4
11	7	Lorenzo Fluxá	ESP	GLOBAL RACING SERVICES		R	9	15	6	1:41.795	2.493	0.206	136.1
12	75	Nicolas Baptiste	COL	DRIVEX		R	10	17	16	1:42.171	2.869	0.376	135.6
13	11	Enzo Joulle	FRA	MP MOTORSPORT		R	11	14	13	1:42.332	3.030	0.161	135.4
14	52	Suleiman Zanfari	MAR	GLOBAL RACING SERVICES		R	12	15	14	1:42.360	3.058	0.028	135.4
15	31	Alejandro García	MEX	GLOBAL RACING SERVICES				16	15	1:42.880	3.578	0.520	134.7

Publicada a las :.....

Track

13.4 °C

Air Temp: 14.2 °C

Humidity: 87 %

Track

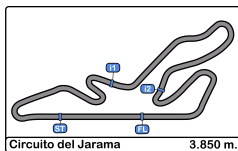
WET

Comisarios Deportivos:

Director de Carrera:

Cronometrador:





Circuito del Jarama
F4 SPANISH CHAMPIONSHIP
Free Practice - 1
Provisional 2 Fastest Lap Results



Clas	Nº	Nombre	Nac.	Concursante	Vehiculo	Cat	Clas	N.V.	V.R.	Tiempo	Dif 1º	Dif Ant.	Km/h
1	44	Guilherme Oliveira	PRT	DRIVEX		R	1	16	9	1:40.085			139.1
2	27	Kas Haverkort	NLD	MP MOTORSPORT		R	2	15	13	1:40.680	0.595	0.595	139.5
3	15	Lena Buhler	CHE	DRIVEX		R	3	13	8	1:40.820	0.735	0.140	137.6
4	23	Thomas Ten Brinke	NLD	MP MOTORSPORT		R	4	15	13	1:41.023	0.938	0.203	138.1
5	34	Enric Bordás	ESP	FÓRMULA DE CAMPEONES		R	5	14	5	1:41.337	1.252	0.314	138.1
6	13	Joshua Dufek	CHE	MP MOTORSPORT		R	6	11	10	1:41.545	1.460	0.208	137.4
7	22	Paul Adrien Pallot	FRA	DRIVEX				16	11	1:41.696	1.611	0.151	136.4
8	33	Carles Martínez	ESP	FÓRMULA DE CAMPEONES				15	6	1:42.075	1.990	0.379	137.5
9	64	Mari Boya	ESP	MP MOTORSPORT		R	7	14	4	1:42.227	2.142	0.152	137.1
10	52	Suleiman Zanfari	MAR	GLOBAL RACING SERVICES		R	8	15	5	1:42.413	2.328	0.186	135.4
11	7	Lorenzo Fluxá	ESP	GLOBAL RACING SERVICES		R	9	15	4	1:43.133	3.048	0.720	136.1
12	75	Nicolas Baptiste	COL	DRIVEX		R	10	17	11	1:43.623	3.538	0.490	135.6
13	11	Enzo Joullie	FRA	MP MOTORSPORT		R	11	14	12	1:43.783	3.698	0.160	135.4
14	31	Alejandro García	MEX	GLOBAL RACING SERVICES				16	14	1:43.949	3.864	0.166	134.7
15	96	Oliver Goethe	DNK	MP MOTORSPORT		R	12	13	11	1:44.586	4.501	0.637	138.0

Publicada a las :.....

Track

13.4 °C

Air Temp: 14.2 °C

Humidity: 87 %

Track

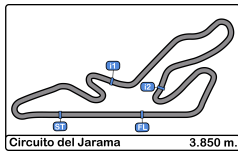
WET

Comisarios Deportivos:

Director de Carrera:

Cronometrador:





Circuito del Jarama
F4 SPANISH CHAMPIONSHIP
Free Practice - 1
Lap Analysis



7 1 Lorenzo Fluxá
 R 2 GLOBAL RACING SERVICES

Vta	D	Tiempo	Sector 1	Sector 2	Sector 3	V.Max	Elapsed
1		10:03:13.127	10:02:00.446	41.276	31.405	101.5	10:03:13.127
2		1:47.644	43.087	35.686	28.871	173.6	10:05:00.771
3		1:44.781	41.741	34.194	28.846	183.0	10:06:45.552
4		1:43.133	40.794	33.855	28.484	190.8	10:08:28.685
5		1:43.295	40.666	33.975	28.654	198.8	10:10:11.980
6		1:41.795	40.067	33.538	28.190	209.3	10:11:53.775
7		1:50.070 P	40.033	33.495	36.542	213.4	10:13:43.845
8		6:33.282	5:18.855	41.367	33.060	91.8	10:20:17.127
9		1:57.877 P	43.652	36.628	37.597	164.6	10:22:15.004
10		5:55.026	4:46.877	37.690	30.459	106.1	10:28:10.030
11		1:55.641 P	42.543	36.254	36.844	176.1	10:30:05.671
12		7:55.865	6:50.036	35.979	29.850	110.7	10:38:01.536
13		1:46.320	41.858	35.050	29.412	176.1	10:39:47.856
14		1:45.644	41.700	35.037	28.907	190.4	10:41:33.500
15		1:53.386 P	41.027	34.472	37.887	210.1	10:43:26.886

15 1 Lena Buhler
 R 2 DRIVEX

Vta	D	Tiempo	Sector 1	Sector 2	Sector 3	V.Max	Elapsed
1		10:03:00.793	10:01:44.666	44.366	31.761	92.7	10:03:00.793
2		1:52.010	44.300	37.252	30.458	180.6	10:04:52.803
3		1:46.822	41.765	35.874	29.183	200.0	10:06:39.625
4		1:43.337	40.540	34.187	28.610	217.3	10:08:22.962
5		1:49.526 P	40.127	33.874	35.525	218.6	10:10:12.488
6		4:54.773	3:51.697	34.547	28.529	109.3	10:15:07.261
7		1:44.987	42.535	33.944	28.508	219.5	10:16:52.248
8		1:40.820	39.375	33.144	28.301	219.5	10:18:33.068
9		1:40.713	39.453	33.128	28.132	220.4	10:20:13.781
10		1:57.149	39.016	32.983	45.150	221.3	10:22:10.930
11		1:50.871 P	41.538	34.030	35.303	203.0	10:24:01.801
12		4:05.244	3:01.533	35.215	28.496	112.9	10:28:07.045
13		1:46.714 P	39.246	32.804	34.664	221.3	10:29:53.759

11 1 Enzo Joulie
 R 2 MP MOTORSPORT

Vta	D	Tiempo	Sector 1	Sector 2	Sector 3	V.Max	Elapsed
1		10:03:36.674	10:02:22.137	42.874	31.663	80.5	10:03:36.674
2		1:51.874	45.025	36.933	29.916	153.6	10:05:28.548
3		1:47.590	42.788	35.497	29.305	167.1	10:07:16.138
4		1:44.284	41.085	34.421	28.778	177.0	10:09:00.422
5		1:49.229 P	41.008	34.112	34.109	188.1	10:10:49.651
6		7:06.842 P	5:42.394	44.169	40.279	81.1	10:17:56.493
7		6:05.450	4:56.182	38.327	30.941	98.7	10:24:01.943
8		1:49.292	42.653	36.464	30.175	187.5	10:25:51.235
9		1:46.177	41.459	35.222	29.496	192.5	10:27:37.412
10		1:50.402 P	40.893	34.756	34.753	201.8	10:29:27.814
11		8:28.565	7:24.359	34.686	29.520	115.2	10:37:56.379
12		1:43.783	40.813	34.166	28.804	204.9	10:39:40.162
13		1:42.332	40.264	33.725	28.343	208.4	10:41:22.494
14		1:46.853 P	39.854	33.714	33.285	210.1	10:43:09.347

22 1 Paul Adrien Pallot
 2 DRIVEX

Vta	D	Tiempo	Sector 1	Sector 2	Sector 3	V.Max	Elapsed
1		10:02:59.135	10:01:46.541	41.215	31.379	91.8	10:02:59.135
2		1:52.694	44.581	37.457	30.656	168.7	10:04:51.829
3		1:55.005 P	43.307	35.641	36.057	181.8	10:06:46.834
4		4:51.102	3:46.737	35.304	29.061	111.8	10:11:37.936
5		1:44.085	41.339	34.146	28.600	212.5	10:13:22.021
6		1:42.453	39.962	33.849	28.642	218.1	10:15:04.474
7		1:41.944	39.514	33.773	28.657	220.4	10:16:46.418
8		1:41.738	39.716	33.402	28.620	219.9	10:18:28.156
9		1:42.296	39.777	33.924	28.595	221.3	10:20:10.452
10		1:41.589	39.879	33.451	28.259	222.2	10:21:52.041
11		1:41.696	40.065	33.270	28.361	223.1	10:23:33.737
12		1:59.575 P	49.693	34.477	35.405	221.3	10:25:33.312
13		12:27.438	11:18.083	38.224	31.131	107.1	10:38:00.750
14		1:51.975	44.818	36.496	30.661	178.8	10:39:52.725
15		1:47.868	42.566	35.341	29.961	197.8	10:41:40.593
16		1:55.630 P	41.307	37.292	37.031	213.8	10:43:36.223

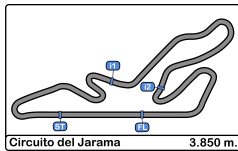
13 1 Joshua Dufek
 R 2 MP MOTORSPORT

Vta	D	Tiempo	Sector 1	Sector 2	Sector 3	V.Max	Elapsed
1		10:03:17.183	10:02:08.594	38.350	30.239	90.4	10:03:17.183
2		1:46.440	42.895	34.842	28.703	178.5	10:05:03.623
3		1:42.225	40.053	33.749	28.423	219.0	10:06:45.848
4		1:47.866 P	39.794	33.276	34.796	216.8	10:08:33.714
5		5:30.372 P	4:15.827	38.084	36.461	79.1	10:14:04.086
6		5:06.756	4:00.640	36.260	29.856	93.1	10:19:10.842
7		1:46.686	41.570	34.747	30.369	212.5	10:20:57.528
8		1:45.539	42.483	34.024	29.032	222.6	10:22:43.067
9		1:42.874	40.353	34.082	28.439	224.5	10:24:25.941
10		1:41.545	39.789	33.183	28.573	224.0	10:26:07.486
11		1:40.826	39.807	33.024	27.995	222.6	10:27:48.312

23 1 Thomas Ten Brinke
 R 2 MP MOTORSPORT

Vta	D	Tiempo	Sector 1	Sector 2	Sector 3	V.Max	Elapsed
1		10:03:30.633	10:02:17.457	41.186	31.990	87.3	10:03:30.633
2		1:52.366	44.630	37.462	30.274	165.8	10:05:22.999
3		1:47.748	42.435	35.818	29.495	177.9	10:07:10.747
4		1:51.740 P	41.597	34.583	35.560	187.8	10:09:02.487
5		7:16.158 P	6:00.384	40.431	35.343	83.3	10:16:18.645
6		6:08.933	5:01.719	36.452	30.762	90.5	10:22:27.578
7		1:46.457	42.323	35.106	29.028	186.5	10:24:14.035
8		1:44.182	40.734	34.491	28.957	202.2	10:25:58.217
9		1:42.338	40.155	33.743	28.440	214.2	10:27:40.555
10		1:41.763	39.819	33.412	28.532	221.7	10:29:22.318
11		1:54.793 P	39.768	36.999	38.026	213.8	10:31:17.111
12		6:36.126	5:33.941	33.859	28.326	116.5	10:37:53.237
13		1:41.023	39.578	33.217	28.228	218.1	10:39:34.260
14		1:40.292	39.481	33.156	27.655	213.8	10:41:14.552
15		1:47.212 P	38.796	33.204	35.212	221.3	10:43:01.764





Circuito del Jarama
F4 SPANISH CHAMPIONSHIP
Free Practice - 1
Lap Analysis



64

1 Mari Boya

R 2 MP MOTORSPORT

Vta	D	Tiempo	Sector 1	Sector 2	Sector 3	V.Max	Elapsed
1		10:03:05.947	10:01:56.425	39.211	30.311	91.3	10:03:05.947
2		1:45.944	41.583	35.322	29.039	188.4	10:04:51.891
3		1:43.390	40.439	34.540	28.411	212.1	10:06:35.281
4		1:42.227	39.900	34.177	28.150	217.3	10:08:17.508
5		1:45.766	P 39.596	33.453	32.717	218.6	10:10:03.274
6		5:37.825	P 4:15.936	42.937	38.952	88.4	10:15:41.099
7		8:18.282	7:09.367	38.242	30.673	102.6	10:23:59.381
8		1:49.036	42.452	36.375	30.209	205.3	10:25:48.417
9		1:45.816	41.315	35.170	29.331	210.9	10:27:34.233
10		1:45.006	40.859	35.097	29.050	215.1	10:29:19.239
11		2:08.909	P 42.075	36.232	50.602	216.0	10:31:28.148
12		6:25.579	5:21.777	34.331	29.471	115.6	10:37:53.727
13		1:42.290	40.087	33.804	28.399	217.7	10:39:36.017
14		1:41.074	39.606	33.099	28.369	223.6	10:41:17.091
15			39.316			224.0	

75

1 Nicolas Baptiste

R 2 DRIVEX

Vta	D	Tiempo	Sector 1	Sector 2	Sector 3	V.Max	Elapsed
1		10:02:48.617	10:01:30.612	44.173	33.832	94.2	10:02:48.617
2		1:58.013	45.883	39.498	32.632	189.1	10:04:46.630
3		1:56.269	44.276	41.124	30.869	213.0	10:06:42.899
4		1:50.427	44.678	36.168	29.581	194.5	10:08:33.326
5		1:57.604	P 42.766	35.406	39.432	217.3	10:10:30.930
6		5:38.299	4:32.277	36.500	29.522	96.3	10:16:09.229
7		1:45.615	41.239	34.803	29.573	216.0	10:17:54.844
8		1:45.012	40.797	34.683	29.532	216.4	10:19:39.856
9		1:43.954	40.382	34.367	29.205	214.2	10:21:23.810
10		1:43.728	40.734	34.031	28.963	219.0	10:23:07.538
11		1:43.623	40.619	33.909	29.095	218.6	10:24:51.161
12		1:52.873	P 41.035	34.912	36.926	203.7	10:26:44.034
13		4:11.097	P 2:57.260	36.334	37.503	109.7	10:30:55.131
14		7:09.704	6:06.231	34.600	28.873	113.5	10:38:04.835
15		1:47.092	41.320	36.447	29.325	216.4	10:39:51.927
16		1:42.171	39.297	33.992	28.882	220.4	10:41:34.098
17		1:49.761	P 39.995	33.945	35.821	216.8	10:43:23.859

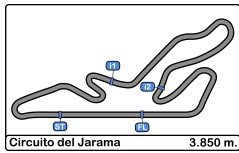
96

1 Oliver Goethe

R 2 MP MOTORSPORT

Vta	D	Tiempo	Sector 1	Sector 2	Sector 3	V.Max	Elapsed
1		10:03:45.496	10:02:28.549	42.702	34.245	81.9	10:03:45.496
2		1:55.598	45.310	39.413	30.875	188.4	10:05:41.094
3		1:48.961	42.783	35.841	30.337	208.4	10:07:30.055
4		1:54.820	P 42.704	36.322	35.794	215.5	10:09:24.875
5		6:43.638	P 5:27.324	40.002	36.312	84.5	10:16:08.513
6		8:56.917	7:48.449	37.587	30.881	90.0	10:25:05.430
7		1:50.685	44.141	36.454	30.090	180.3	10:26:56.115
8		1:46.929	41.779	35.589	29.561	187.5	10:28:43.044
9		1:52.043	P 41.249	35.968	34.826	191.8	10:30:35.087
10		7:28.301	6:24.667	34.674	28.960	103.9	10:38:03.388
11		1:44.586	41.475	33.983	29.128	200.7	10:39:47.974
12		1:40.373	39.595	32.918	27.860	210.9	10:41:28.347
13		1:49.875	P 39.499	34.807	35.569	201.8	10:43:18.222



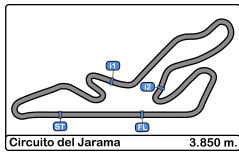


Circuito del Jarama
F4 SPANISH CHAMPIONSHIP
Free Practice - 1
Best Sectors Results



Sector - 1				Sector - 2				Sector - 3				Vuelta Ideal vs Mejor Vuelta			
Clas	Nº	Nombre	Tiempo	Nº	Nombre	Tiempo	Nº	Nombre	Tiempo	Clas	Nº	Nombre	Vta. Ideal	Mejor Vta.	Clas
1	44	Guilherme Oliveira	38.635	27	Kas Haverkort	32.521	44	Guilherme Oliveira	27.551	1	44	Guilherme Oliveira	1:39.199	1:39.605	2
2	23	Thomas Ten Brinke	38.796	15	Lena Buhler	32.804	23	Thomas Ten Brinke	27.655	2	27	Kas Haverkort	1:39.302	1:39.302	1
3	15	Lena Buhler	39.016	96	Oliver Goethe	32.918	27	Kas Haverkort	27.760	3	23	Thomas Ten Brinke	1:39.607	1:40.292	3
4	27	Kas Haverkort	39.021	34	Enric Bordás	32.937	96	Oliver Goethe	27.860	4	15	Lena Buhler	1:39.952	1:40.713	6
5	33	Carles Martínez	39.211	44	Guilherme Oliveira	33.013	13	Joshua Dufek	27.995	5	96	Oliver Goethe	1:40.277	1:40.373	5
6	34	Enric Bordás	39.220	13	Joshua Dufek	33.024	15	Lena Buhler	28.132	6	34	Enric Bordás	1:40.336	1:40.341	4
7	75	Nicolas Baptiste	39.297	64	Mari Boya	33.099	64	Mari Boya	28.150	7	64	Mari Boya	1:40.565	1:41.074	9
8	64	Mari Boya	39.316	23	Thomas Ten Brinke	33.156	34	Enric Bordás	28.179	8	33	Carles Martínez	1:40.776	1:40.776	7
9	96	Oliver Goethe	39.499	22	Paul Adrien Pallot	33.270	7	Lorenzo Fluxá	28.190	9	13	Joshua Dufek	1:40.808	1:40.826	8
10	22	Paul Adrien Pallot	39.514	33	Carles Martínez	33.356	33	Carles Martínez	28.209	10	22	Paul Adrien Pallot	1:41.043	1:41.589	10
11	52	Suleiman Zanfari	39.615	52	Suleiman Zanfari	33.457	22	Paul Adrien Pallot	28.259	11	52	Suleiman Zanfari	1:41.367	1:42.360	14
12	13	Joshua Dufek	39.789	7	Lorenzo Fluxá	33.495	52	Suleiman Zanfari	28.295	12	7	Lorenzo Fluxá	1:41.718	1:41.795	11
13	11	Enzo Joulle	39.854	11	Enzo Joulle	33.714	11	Enzo Joulle	28.343	13	11	Enzo Joulle	1:41.911	1:42.332	13
14	7	Lorenzo Fluxá	40.033	75	Nicolas Baptiste	33.909	31	Alejandro García	28.708	14	75	Nicolas Baptiste	1:42.079	1:42.171	12
15	31	Alejandro García	40.086	31	Alejandro García	34.086	75	Nicolas Baptiste	28.873	15	31	Alejandro García	1:42.880	1:42.880	15



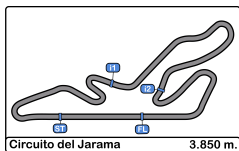


Circuito del Jarama
F4 SPANISH CHAMPIONSHIP
Free Practice - 1
Best 5 Lap Times



Clas	Nº	Nombre	Nac.	Concursante	Vehiculo	Cat	Mejor 1		Mejor 2		Mejor 3		Mejor 4		Mejor 5	
							Tiempo	Vta.	Tiempo	Vta.	Tiempo	Vta.	Tiempo	Vta.	Tiempo	Vta.
1	27	Kas Haverkort	NLD	MP MOTORSPORT		R	1:39.302	14	1:40.680	13	1:42.191	3	1:42.437	9	1:43.952	8
2	44	Guilherme Oliveira	PRT	DRIVEX		R	1:39.605	13	1:40.085	9	1:40.162	11	1:40.744	10	1:41.535	6
3	23	Thomas Ten Brinke	NLD	MP MOTORSPORT		R	1:40.292	14	1:41.023	13	1:42.338	9	1:44.182	8	1:46.457	7
4	34	Enric Bordás	ESP	FÓRMULA DE CAMPEONES		R	1:40.341	6	1:41.337	5	1:42.709	4	1:44.496	3	1:46.680	7
5	96	Oliver Goethe	DNK	MP MOTORSPORT		R	1:40.373	12	1:44.586	11	1:46.929	8	1:48.961	3	1:49.875	13
6	15	Lena Buhler	CHE	DRIVEX		R	1:40.713	9	1:40.820	8	1:43.337	4	1:44.987	7	1:46.822	3
7	33	Carles Martínez	ESP	FÓRMULA DE CAMPEONES			1:40.776	7	1:42.075	6	1:42.274	5	1:43.709	4	1:45.371	3
8	13	Joshua Dufek	CHE	MP MOTORSPORT		R	1:40.826	11	1:41.545	10	1:42.225	3	1:42.874	9	1:45.539	8
9	64	Mari Boya	ESP	MP MOTORSPORT		R	1:41.074	14	1:42.227	4	1:42.290	13	1:43.390	3	1:45.766	5
10	22	Paul Adrien Pallot	FRA	DRIVEX			1:41.589	10	1:41.696	11	1:41.738	8	1:41.944	7	1:42.296	9
11	7	Lorenzo Fluxá	ESP	GLOBAL RACING SERVICES		R	1:41.795	6	1:43.133	4	1:43.295	5	1:44.781	3	1:45.644	14
12	75	Nicolas Baptiste	COL	DRIVEX		R	1:42.171	16	1:43.623	11	1:43.728	10	1:43.954	9	1:45.012	8
13	11	Enzo Joulle	FRA	MP MOTORSPORT		R	1:42.332	13	1:43.783	12	1:44.284	4	1:46.177	9	1:46.853	14
14	52	Suleiman Zanfari	MAR	GLOBAL RACING SERVICES		R	1:42.360	14	1:42.413	5	1:43.590	4	1:45.669	3	1:46.284	9
15	31	Alejandro García	MEX	GLOBAL RACING SERVICES			1:42.880	15	1:43.949	14	1:44.935	11	1:45.821	10	1:46.484	7

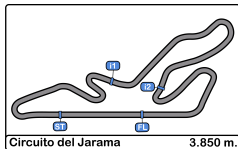




Circuito del Jarama
F4 SPANISH CHAMPIONSHIP
Free Practice - 1
Best 5 Top Speeds



Cia	Nº	Nombre	Nac.	Concursante	Vehiculo	Cat	Maxima 1		Maxima 2		Maxima 3		Maxima 4		Maxima 5		Media
							Km/h	Vta.	Km/h	Vta.	Km/h	Vta.	Km/h	Vta.	Km/h	Vta.	
1	13	Joshua Dufek	CHE	MP MOTORSPORT		R	227.3	12	224.5	9	224.0	10	222.6	8	222.6	11	224.2
2	27	Kas Haverkort	NLD	MP MOTORSPORT		R	225.9	15	224.5	14	221.7	10	221.3	4	221.3	13	222.9
3	64	Mari Boya	ESP	MP MOTORSPORT		R	224.0	15	223.6	14	218.6	5	217.7	13	217.3	4	220.2
4	22	Paul Adrien Pallot	FRA	DRIVEX			223.1	11	222.2	10	221.3	9	221.3	12	220.4	7	221.6
5	23	Thomas Ten Brinke	NLD	MP MOTORSPORT		R	221.7	10	221.3	15	218.1	13	214.2	9	213.8	11	217.8
6	15	Lena Buhler	CHE	DRIVEX		R	221.3	10	221.3	13	220.4	9	219.5	7	219.5	8	220.4
7	44	Guilherme Oliveira	PRT	DRIVEX		R	220.8	13	220.8	14	219.5	12	218.6	10	218.6	11	219.6
8	34	Enric Bordás	ESP	FÓRMULA DE CAMPEONES		R	220.4	7	219.5	6	219.0	5	217.7	4	214.2	3	218.2
9	75	Nicolas Baptiste	COL	DRIVEX		R	220.4	16	219.0	10	218.6	11	217.3	5	216.8	17	218.4
10	31	Alejandro García	MEX	GLOBAL RACING SERVICES			218.6	15	216.0	11	216.0	14	215.1	16	214.2	10	216.0
11	33	Carles Martínez	ESP	FÓRMULA DE CAMPEONES			218.1	7	217.3	6	216.0	5	215.1	4	214.7	8	216.2
12	52	Suleiman Zanfari	MAR	GLOBAL RACING SERVICES		R	218.1	14	215.5	15	213.8	5	213.0	6	211.3	3	214.3
13	96	Oliver Goethe	DNK	MP MOTORSPORT		R	215.5	4	210.9	12	208.4	3	201.8	13	200.7	11	207.5
14	7	Lorenzo Fluxá	ESP	GLOBAL RACING SERVICES		R	213.4	7	210.1	15	209.3	6	198.8	5	190.8	4	204.5
15	11	Enzo Joulle	FRA	MP MOTORSPORT		R	210.1	14	208.4	13	204.9	12	201.8	10	192.5	9	203.5



Circuito del Jarama
F4 SPANISH CHAMPIONSHIP
Free Practice - 1
Fastest Laps Sequence



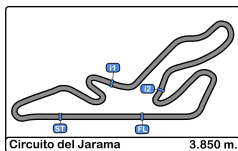
<u>Vta</u>	<u>Hora Día</u>	<u>T Sesion</u>	<u>Nº</u>	<u>Nombre</u>	<u>Nac.</u>	<u>Concursante</u>	<u>Vehiculo</u>	<u>Cat</u>	<u>Time</u>	<u>Km/h</u>
2	10:04:27.135	4:27.135	33	Carles Martínez	ESP	FÓRMULA DE CAMPEONES			1:50.196	125.7
2	10:04:51.891	4:51.891	64	Mari Boya	ESP	MP MOTORSPORT		R	1:45.944	130.8
2	10:05:01.294	5:01.294	27	Kas Haverkort	NLD	MP MOTORSPORT		R	1:45.691	131.1
3	10:06:12.506	6:12.506	33	Carles Martínez	ESP	FÓRMULA DE CAMPEONES			1:45.371	131.5
3	10:06:35.281	6:35.281	64	Mari Boya	ESP	MP MOTORSPORT		R	1:43.390	134.0
3	10:06:43.485	6:43.485	27	Kas Haverkort	NLD	MP MOTORSPORT		R	1:42.191	135.6
5	10:10:45.457	10:45.457	34	Enric Bordás	ESP	FÓRMULA DE CAMPEONES		R	1:41.337	136.7
6	10:12:25.798	12:25.798	34	Enric Bordás	ESP	FÓRMULA DE CAMPEONES		R	1:40.341	138.1
9	10:20:45.168	20:45.168	44	Guilherme Oliveira	PRT	DRIVEX		R	1:40.085	138.4
13	10:27:28.318	27:28.318	44	Guilherme Oliveira	PRT	DRIVEX		R	1:39.605	139.1
14	10:41:09.482	41:09.482	27	Kas Haverkort	NLD	MP MOTORSPORT		R	1:39.302	139.5



Circuito del Jarama
F4 SPANISH CHAMPIONSHIP
Free Practice - 1
Event Best Maximum Speed



<u>Nº</u>	<u>Nombre</u>	<u>Nac.</u>	<u>Concursante</u>	<u>Vehiculo</u>	<u>Cat</u>	<u>Clas</u>	<u>Km/h</u>	<u>Sesion</u>
13	Joshua Dufek	CHE	MP MOTORSPORT		R	1	227.3	Free Practice - 1
27	Kas Haverkort	NLD	MP MOTORSPORT		R	2	225.9	Free Practice - 1
64	Mari Boya	ESP	MP MOTORSPORT		R	3	224.0	Free Practice - 1
22	Paul Adrien Pallot	FRA	DRIVEX				223.1	Free Practice - 1
23	Thomas Ten Brinke	NLD	MP MOTORSPORT		R	4	221.7	Free Practice - 1
15	Lena Buhler	CHE	DRIVEX		R	5	221.3	Free Practice - 1
44	Guilherme Oliveira	PRT	DRIVEX		R	6	220.8	Free Practice - 1
34	Enric Bordás	ESP	FÓRMULA DE CAMPEONES		R	7	220.4	Free Practice - 1
75	Nicolas Baptiste	COL	DRIVEX		R	8	220.4	Free Practice - 1
31	Alejandro García	MEX	GLOBAL RACING SERVICES				218.6	Free Practice - 1
33	Carles Martínez	ESP	FÓRMULA DE CAMPEONES				218.1	Free Practice - 1
52	Suleiman Zanfari	MAR	GLOBAL RACING SERVICES		R	9	218.1	Free Practice - 1
96	Oliver Goethe	DNK	MP MOTORSPORT		R	10	215.5	Free Practice - 1
7	Lorenzo Fluxá	ESP	GLOBAL RACING SERVICES		R	11	213.4	Free Practice - 1
11	Enzo Joulle	FRA	MP MOTORSPORT		R	12	210.1	Free Practice - 1



Circuito del Jarama
F4 SPANISH CHAMPIONSHIP
Free Practice - 1
Pit Stop Analysis



7 Lorenzo Fluxá

GLOBAL RACING SERVICES R

Nr.	Hora Día Entrada	Tiempo Entrada	Tiempo Salida	Tiempo Box	Tiempo Box Total
1	10:13:40.780	10:13:40.780	10:18:17.641	0:04:36.861	0:04:36.861
2	10:22:11.931	10:22:11.931	10:26:19.020	0:04:07.089	0:08:43.950
3	10:30:02.663	10:30:02.663	10:36:15.669	0:06:13.006	0:14:56.956

11 Enzo Joullie

MP MOTORSPORT R

Nr.	Hora Día Entrada	Tiempo Entrada	Tiempo Salida	Tiempo Box	Tiempo Box Total
1	10:10:46.461	10:10:46.461	10:15:42.205	0:04:55.744	0:04:55.744
2	10:17:53.359	10:17:53.359	10:22:10.618	0:04:17.259	0:09:13.003
3	10:29:24.757	10:29:24.757	10:36:13.862	0:06:49.105	0:16:02.108

13 Joshua Dufek

MP MOTORSPORT R

Nr.	Hora Día Entrada	Tiempo Entrada	Tiempo Salida	Tiempo Box	Tiempo Box Total
1	10:08:30.669	10:08:30.669	10:12:04.377	0:03:33.708	0:03:33.708
2	10:14:01.061	10:14:01.061	10:17:22.443	0:03:21.382	0:06:55.090

15 Lena Buhler

DRIVEX R

Nr.	Hora Día Entrada	Tiempo Entrada	Tiempo Salida	Tiempo Box	Tiempo Box Total
1	10:10:09.447	10:10:09.447	10:13:25.848	0:03:16.401	0:03:16.401
2	10:23:58.772	10:23:58.772	10:26:25.582	0:02:26.810	0:05:43.211

22 Paul Adrien Pallot

DRIVEX R

Nr.	Hora Día Entrada	Tiempo Entrada	Tiempo Salida	Tiempo Box	Tiempo Box Total
1	10:06:43.714	10:06:43.714	10:09:55.054	0:03:11.340	0:03:11.340
2	10:25:30.048	10:25:30.048	10:36:08.073	0:10:38.025	0:13:49.365

23 Thomas Ten Brinke

MP MOTORSPORT R

Nr.	Hora Día Entrada	Tiempo Entrada	Tiempo Salida	Tiempo Box	Tiempo Box Total
1	10:08:59.521	10:08:59.521	10:14:17.004	0:05:17.483	0:05:17.483
2	10:16:15.887	10:16:15.887	10:20:38.587	0:04:22.700	0:09:40.183
3	10:31:13.971	10:31:13.971	10:36:12.648	0:04:58.677	0:14:38.860

27 Kas Haverkort

MP MOTORSPORT R

Nr.	Hora Día Entrada	Tiempo Entrada	Tiempo Salida	Tiempo Box	Tiempo Box Total
1	10:08:27.730	10:08:27.730	10:12:42.865	0:04:15.135	0:04:15.135
2	10:14:42.168	10:14:42.168	10:20:37.948	0:05:55.780	0:10:10.915
3	10:31:12.943	10:31:12.943	10:36:09.766	0:04:56.823	0:15:07.738

31 Alejandro García

GLOBAL RACING SERVICES R

Nr.	Hora Día Entrada	Tiempo Entrada	Tiempo Salida	Tiempo Box	Tiempo Box Total
1	10:04:54.308	10:04:54.308	10:12:31.079	0:07:36.771	0:07:36.771
2	10:30:47.300	10:30:47.300	10:36:27.291	0:05:39.991	0:13:16.762

33 Carles Martínez

FÓRMULA DE CAMPEONES R

Nr.	Hora Día Entrada	Tiempo Entrada	Tiempo Salida	Tiempo Box	Tiempo Box Total
1	10:14:49.352	10:14:49.352	10:17:47.065	0:02:57.713	0:02:57.713
2	10:21:50.647	10:21:50.647	10:24:57.762	0:03:07.115	0:06:04.828
3	10:28:59.021	10:28:59.021	10:36:25.721	0:07:26.700	0:13:31.528

34 Enric Bordás

FÓRMULA DE CAMPEONES R

Nr.	Hora Día Entrada	Tiempo Entrada	Tiempo Salida	Tiempo Box	Tiempo Box Total
1	10:14:09.438	10:14:09.438	10:17:27.860	0:03:18.422	0:03:18.422
2	10:21:46.931	10:21:46.931	10:25:06.767	0:03:19.836	0:06:38.258
3	10:29:22.270	10:29:22.270	10:36:55.531	0:07:33.261	0:14:11.519

44 Guilherme Oliveira

DRIVEX R

Nr.	Hora Día Entrada	Tiempo Entrada	Tiempo Salida	Tiempo Box	Tiempo Box Total
1	10:14:06.420	10:14:06.420	10:17:23.700	0:03:17.280	0:03:17.280
2	10:30:57.715	10:30:57.715	10:37:08.766	0:06:11.051	0:09:28.331

52 Suleiman Zanfari

GLOBAL RACING SERVICES R

Nr.	Hora Día Entrada	Tiempo Entrada	Tiempo Salida	Tiempo Box	Tiempo Box Total
1	10:16:47.875	10:16:47.875	10:22:11.875	0:05:24.000	0:05:24.000
2	10:31:23.229	10:31:23.229	10:36:17.373	0:04:54.144	0:10:18.144

64 Mari Boya

MP MOTORSPORT R

Nr.	Hora Día Entrada	Tiempo Entrada	Tiempo Salida	Tiempo Box	Tiempo Box Total
1	10:10:00.274	10:10:00.274	10:13:32.599	0:03:32.325	0:03:32.325
2	10:15:38.240	10:15:38.240	10:22:08.851	0:06:30.611	0:10:02.936
3	10:31:24.763	10:31:24.763	10:36:11.442	0:04:46.679	0:14:49.615

75 Nicolas Baptiste

DRIVEX R

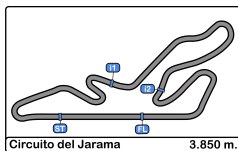
Nr.	Hora Día Entrada	Tiempo Entrada	Tiempo Salida	Tiempo Box	Tiempo Box Total
1	10:10:27.752	10:10:27.752	10:14:19.045	0:03:51.293	0:03:51.293
2	10:26:40.801	10:26:40.801	10:29:00.036	0:02:19.235	0:06:10.528
3	10:30:52.036	10:30:52.036	10:36:22.890	0:05:30.854	0:11:41.382

96 Oliver Goethe

MP MOTORSPORT R

Nr.	Hora Día Entrada	Tiempo Entrada	Tiempo Salida	Tiempo Box	Tiempo Box Total
1	10:09:21.677	10:09:21.677	10:14:04.569	0:04:42.892	0:04:42.892
2	10:16:05.490	10:16:05.490	10:23:13.980	0:07:08.490	0:11:51.382
3	10:30:32.056	10:30:32.056	10:36:20.757	0:05:48.701	0:17:40.083





Circuito del Jarama
F4 SPANISH CHAMPIONSHIP
Free Practice - 2
Provisional Results



Clas	Nº	Nombre	Nac.	Concursante	Vehiculo	Cat	Clas	N.V.	V.R.	Tiempo	Dif 1º	Dif Ant.	Km/h
1	27	Kas Haverkort	NLD	MP MOTORSPORT		R	1	21	20	1:32.220			150.2
2	96	Oliver Goethe	DNK	MP MOTORSPORT		R	2	21	17	1:32.345	0.125	0.125	150.0
3	64	Mari Boya	ESP	MP MOTORSPORT		R	3	21	15	1:32.451	0.231	0.106	149.9
4	23	Thomas Ten Brinke	NLD	MP MOTORSPORT		R	4	21	15	1:32.503	0.283	0.052	149.8
5	13	Joshua Dufek	CHE	MP MOTORSPORT		R	5	21	17	1:32.581	0.361	0.078	149.7
6	22	Paul Adrien Pallot	FRA	DRIVEX				19	17	1:32.757	0.537	0.176	149.4
7	44	Guilherme Oliveira	PRT	DRIVEX		R	6	19	8	1:32.760	0.540	0.003	149.4
8	15	Lena Buhler	CHE	DRIVEX		R	7	18	12	1:32.902	0.682	0.142	149.1
9	88	Mehrbod Shameli	IRN	XCEL MOTORSPORT		R	8	18	15	1:33.041	0.821	0.139	148.9
10	11	Enzo Joullie	FRA	MP MOTORSPORT		R	9	20	14	1:33.062	0.842	0.021	148.9
11	34	Enric Bordás	ESP	FÓRMULA DE CAMPEONES		R	10	19	15	1:33.109	0.889	0.047	148.8
12	7	Lorenzo Fluxá	ESP	GLOBAL RACING SERVICES		R	11	21	17	1:33.244	1.024	0.135	148.6
13	31	Alejandro García	MEX	GLOBAL RACING SERVICES				18	14	1:33.461	1.241	0.217	148.2
14	52	Suleiman Zanfari	MAR	GLOBAL RACING SERVICES		R	12	18	15	1:33.632	1.412	0.171	148.0
15	33	Carles Martínez	ESP	FÓRMULA DE CAMPEONES				6	6	1:34.174	1.954	0.542	147.1
16	75	Nicolas Baptiste	COL	DRIVEX		R	13	17	8	1:34.456	2.236	0.282	146.7

Publicada a las :.....

Track

19.1 °C

Air Temp: 18.4 °C

Humidity: 64 %

Track

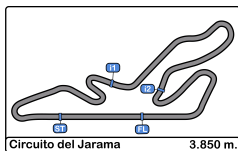
WET

Comisarios Deportivos:

Director de Carrera:

Cronometrador:





Circuito del Jarama
F4 SPANISH CHAMPIONSHIP
Free Practice - 2
Provisional 2 Fastest Lap Results



Clas	Nº	Nombre	Nac.	Concursante	Vehiculo	Cat	Clas	N.V.	V.R.	Tiempo	Dif 1º	Dif Ant.	Km/h
1	27	Kas Haverkort	NLD	MP MOTORSPORT		R	1	21	16	1:32.287			150.2
2	96	Oliver Goethe	DNK	MP MOTORSPORT		R	2	21	9	1:32.458	0.171	0.171	150.0
3	64	Mari Boya	ESP	MP MOTORSPORT		R	3	21	18	1:32.459	0.172	0.001	149.9
4	23	Thomas Ten Brinke	NLD	MP MOTORSPORT		R	4	21	9	1:32.533	0.246	0.074	149.8
5	13	Joshua Dufek	CHE	MP MOTORSPORT		R	5	21	5	1:32.582	0.295	0.049	149.7
6	22	Paul Adrien Pallot	FRA	DRIVEX				19	18	1:32.800	0.513	0.218	149.4
7	15	Lena Buhler	CHE	DRIVEX		R	6	18	10	1:32.905	0.618	0.105	149.1
8	44	Guilherme Oliveira	PRT	DRIVEX		R	7	19	18	1:32.915	0.628	0.010	149.4
9	11	Enzo Joullie	FRA	MP MOTORSPORT		R	8	20	16	1:33.074	0.787	0.159	148.9
10	34	Enric Bordás	ESP	FÓRMULA DE CAMPEONES		R	9	19	7	1:33.140	0.853	0.066	148.8
11	88	Mehrbod Shamelii	IRN	XCEL MOTORSPORT		R	10	18	14	1:33.195	0.908	0.055	148.9
12	7	Lorenzo Fluxá	ESP	GLOBAL RACING SERVICES		R	11	21	13	1:33.349	1.062	0.154	148.6
13	31	Alejandro García	MEX	GLOBAL RACING SERVICES				18	12	1:33.602	1.315	0.253	148.2
14	52	Suleiman Zanfari	MAR	GLOBAL RACING SERVICES		R	12	18	11	1:33.670	1.383	0.068	148.0
15	75	Nicolas Baptiste	COL	DRIVEX		R	13	17	6	1:34.475	2.188	0.805	146.7
16	33	Carles Martínez	ESP	FÓRMULA DE CAMPEONES				6	5	1:34.886	2.599	0.411	147.1

Publicada a las :.....

Track

19.1 °C

Air Temp: 18.4 °C

Humidity: 64 %

Track

WET

Comisarios Deportivos:

Director de Carrera:

Cronometrador:





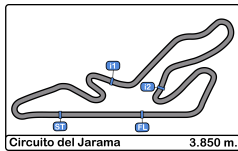
Circuito del Jarama
F4 SPANISH CHAMPIONSHIP
Free Practice - 2
Lap Analysis



7							13								
1 Lorenzo Fluxá							1 Joshua Dufek								
GLOBAL RACING SERVICES							MP MOTORSPORT								
Vta	D	Tiempo	Sector 1	Sector 2	Sector 3	V.Max	Elapsed	Vta	D	Tiempo	Sector 1	Sector 2	Sector 3	V.Max	Elapsed
1		12:12:29.423	12:11:24.219	35.772	29.432	109.3	12:12:29.423	1		12:12:13.445	12:11:10.188	34.591	28.666	111.4	12:12:13.445
2		1:39.091	39.465	32.388	27.238	183.9	12:14:08.514	2		1:36.390	37.781	31.752	26.857	219.0	12:13:49.835
3		1:35.520	37.390	31.398	26.732	217.7	12:15:44.034	3		1:34.106	36.616	30.993	26.497	224.0	12:15:23.941
4		1:34.096	36.718	31.167	26.211	223.1	12:17:18.130	4		1:33.900	36.347	31.350	26.203	225.4	12:16:57.841
5		1:33.946	36.647	31.053	26.246	225.9	12:18:52.076	5		1:32.582	36.055	30.611	25.916	225.9	12:18:30.423
6		1:33.918	36.530	31.101	26.287	225.0	12:20:25.994	6		1:32.804	35.923	30.805	26.076	226.4	12:20:03.227
7		1:42.466	40.909	33.698	27.859	223.6	12:22:08.460	7		1:33.113	35.975	31.286	25.852	225.0	12:21:36.340
8		1:33.776	36.665	31.011	26.100	222.6	12:23:42.236	8		1:33.020	36.005	31.059	25.956	225.9	12:23:09.360
9		1:33.584	36.353	31.046	26.185	225.4	12:25:15.820	9		1:32.732	35.949	30.843	25.940	226.8	12:24:42.092
10		1:50.263 P	40.184	35.169	34.910	192.1	12:27:06.083	10		1:44.097 P	35.988	32.395	35.714	226.4	12:26:26.189
11		9:51.384	8:51.053	32.728	27.603	114.8	12:36:57.467	11		10:23.569	9:24.216	31.839	27.514	103.2	12:36:49.758
12		1:34.248	36.958	31.190	26.100	222.2	12:38:31.715	12		1:34.390	37.108	31.020	26.262	222.2	12:38:24.148
13		1:33.349	36.280	31.086	25.983	227.8	12:40:05.064	13		1:32.997	36.136	30.915	25.946	225.9	12:39:57.145
14		1:33.434	36.360	30.997	26.077	228.8	12:41:38.498	14		1:42.901	45.766	31.021	26.114	227.8	12:41:40.046
15		1:33.448	36.303	30.952	26.193	226.8	12:43:11.946	15		1:32.983	36.087	30.605	26.291	227.8	12:43:13.029
16		1:35.060	36.138	31.198	27.724	226.4	12:44:47.006	16		1:33.462	36.289	30.722	26.451	227.8	12:44:46.491
17		1:33.244	36.195	30.943	26.106	229.7	12:46:20.250	17		1:32.581	35.914	30.680	25.987	228.8	12:46:19.072
18		1:33.483	36.308	30.955	26.220	227.8	12:47:53.733	18		1:33.609	35.896	30.749	26.964	228.3	12:47:52.681
19		1:33.419	36.363	30.945	26.111	226.8	12:49:27.152	19		1:32.703	35.945	30.724	26.034	227.3	12:49:25.384
20		1:33.646	36.387	31.047	26.212	226.4	12:51:00.798	20		1:32.953	35.813	30.950	26.190	227.8	12:50:58.337
21		1:44.613 P	36.518	31.778	36.317	226.4	12:52:45.411	21		1:44.803 P	37.441	32.242	35.120	228.3	12:52:43.140

11							15								
1 Enzo Joulie							1 Lena Buhler								
MP MOTORSPORT							DRIVEX								
Vta	D	Tiempo	Sector 1	Sector 2	Sector 3	V.Max	Elapsed	Vta	D	Tiempo	Sector 1	Sector 2	Sector 3	V.Max	Elapsed
1		12:12:03.965	12:11:01.533	34.843	27.589	112.3	12:12:03.965	1		12:12:24.240	12:11:18.026	36.993	29.221	91.1	12:12:24.240
2		1:36.643	38.075	31.549	27.019	206.1	12:13:40.608	2		1:39.410	39.468	32.717	27.225	186.5	12:14:03.650
3		1:34.678	36.994	31.243	26.441	223.1	12:15:15.286	3		1:36.273	37.434	32.031	26.808	222.6	12:15:39.923
4		1:34.040	36.827	30.956	26.257	224.0	12:16:49.326	4		1:35.251	37.353	31.415	26.483	218.1	12:17:15.174
5		1:40.199 P	36.716	32.190	31.293	224.0	12:18:29.525	5		1:41.316 P	36.828	31.719	32.769	224.5	12:18:56.490
6		2:23.125	1:25.725	31.078	26.322	118.8	12:20:52.650	6		4:57.072	3:58.796	31.661	26.615	111.2	12:23:53.562
7		1:33.514	36.289	30.881	26.344	224.0	12:22:26.164	7		1:41.173 P	36.503	31.315	33.355	223.1	12:25:34.735
8		1:33.460	36.275	30.910	26.275	225.0	12:23:59.624	8		11:31.226	10:31.194	33.572	26.460	113.5	12:37:05.961
9		1:39.453 P	36.169	31.067	32.217	224.0	12:25:39.077	9		1:34.146	36.979	31.013	26.154	215.1	12:38:40.107
10		11:17.263	10:17.190	32.480	27.593	110.7	12:36:56.340	10		1:32.905	36.041	30.744	26.120	226.4	12:40:13.012
11		1:34.487	37.056	31.109	26.322	219.9	12:38:30.827	11		1:33.134	36.012	31.061	26.061	227.3	12:41:46.146
12		1:33.367	36.274	30.908	26.185	225.9	12:40:04.194	12		1:32.902	36.051	30.876	25.975	226.4	12:43:19.048
13		1:33.095	36.201	30.906	25.988	226.4	12:41:37.289	13		1:33.102	36.190	30.883	26.029	230.7	12:44:52.150
14		1:33.062	36.097	30.866	26.099	225.9	12:43:10.351	14		1:33.124	36.147	30.877	26.100	228.3	12:46:25.274
15		1:33.393	36.179	30.948	26.266	226.4	12:44:43.744	15		1:33.171	35.918	31.137	26.116	228.3	12:47:58.445
16		1:33.074	36.126	30.896	26.052	225.9	12:46:16.818	16		1:34.096	35.992	31.938	26.166	228.8	12:49:32.541
17		1:33.286	36.298	30.885	26.103	225.4	12:47:50.104	17		1:33.091	36.017	30.927	26.147	227.8	12:51:05.632
18		1:33.399	36.170	31.024	26.205	225.9	12:49:23.503	18		1:43.480 P	36.453	32.028	34.999	227.8	12:52:49.112
19		1:33.303	36.054	31.027	26.222	225.9	12:50:56.806								
20		1:40.999 P	36.070	32.062	32.867	226.4	12:52:37.805								





Circuito del Jarama
F4 SPANISH CHAMPIONSHIP
 Free Practice - 2
Lap Analysis



22

1 Paul Adrien Pallot

2

DRIVEX

27

1 Kas Haverkort

2

MP MOTORSPORT

Vta	D	Tiempo	Sector 1	Sector 2	Sector 3	V.Max	Elapsed	Vta	D	Tiempo	Sector 1	Sector 2	Sector 3	V.Max	Elapsed
1		12:12:18.451	12:11:13.838	35.997	28.616	110.3	12:12:18.451	1		12:11:56.749	12:10:55.578	33.607	27.564	99.6	12:11:56.749
2		1:41.959	40.623	33.816	27.520	178.5	12:14:00.410	2		1:36.300	38.556	31.394	26.350	184.9	12:13:33.049
3		1:39.145	39.008	33.184	26.953	175.6	12:15:39.555	3		1:33.575	36.680	30.772	26.123	225.0	12:15:06.624
4		1:36.086	38.228	31.270	26.588	223.6	12:17:15.641	4		1:33.999	36.586	30.945	26.468	225.4	12:16:40.623
5		1:35.413	36.914	31.471	27.028	227.8	12:18:51.054	5		1:32.787	36.199	30.605	25.983	224.5	12:18:13.410
6		1:34.445	36.876	31.208	26.361	224.5	12:20:25.499	6		1:32.569	35.893	30.709	25.967	225.9	12:19:45.979
7		1:33.827	36.406	31.207	26.214	225.9	12:21:59.326	7		1:32.301	35.868	30.606	25.827	225.9	12:21:18.280
8		1:34.129	36.298	31.508	26.323	225.0	12:23:33.455	8		1:33.160	35.909	31.130	26.121	226.8	12:22:51.440
9		1:39.206 P	36.132	30.961	32.113	225.4	12:25:12.661	9		1:32.502	35.921	30.690	25.891	227.3	12:24:23.942
10		11:55.904	10:52.566	35.664	27.674	109.9	12:37:08.565	10		1:43.144 P	35.948	31.461	35.735	225.9	12:26:07.086
11		1:40.111	40.082	32.880	27.149	190.1	12:38:48.676	11		10:38.566	9:40.039	31.884	26.643	109.4	12:36:45.652
12		1:36.046	38.263	31.364	26.419	192.5	12:40:24.722	12		1:34.216	36.972	31.129	26.115	218.1	12:38:19.868
13		1:33.282	36.243	30.953	26.086	226.8	12:41:58.004	13		1:32.935	36.131	30.822	25.982	225.0	12:39:52.803
14		1:33.444	36.206	31.000	26.238	227.3	12:43:31.448	14		1:32.410	35.880	30.606	25.924	225.0	12:41:25.213
15		1:33.404	36.112	31.114	26.178	228.3	12:45:04.852	15		1:32.334	35.820	30.653	25.861	225.9	12:42:57.547
16		1:34.259	36.926	31.235	26.098	228.3	12:46:39.111	16		1:32.287	35.769	30.649	25.869	226.8	12:44:29.834
17		1:32.757	35.858	30.864	26.035	227.8	12:48:11.868	17		1:32.413	35.826	30.715	25.872	225.9	12:46:02.247
18		1:32.800	35.755	30.979	26.066	227.3	12:49:44.668	18		1:32.289	35.645	30.639	26.005	226.4	12:47:34.536
19		1:42.112 P	36.013	32.260	33.839	227.8	12:51:26.780	19		1:36.096	35.721	32.869	27.506	226.4	12:49:10.632
20								20		1:32.220	35.836	30.586	25.798	225.9	12:50:42.852
21								21		1:45.006 P	36.957	32.975	35.074	218.1	12:52:27.858

23

1 Thomas Ten Brinke

R

2

MP MOTORSPORT

Vta	D	Tiempo	Sector 1	Sector 2	Sector 3	V.Max	Elapsed
1		12:12:07.129	12:11:05.748	33.539	27.842	113.4	12:12:07.129
2		1:35.870	38.070	31.531	26.269	202.2	12:13:42.999
3		1:34.386	36.938	31.370	26.078	224.0	12:15:17.385
4		1:33.120	36.382	30.839	25.899	224.5	12:16:50.505
5		1:32.906	36.139	30.863	25.904	225.9	12:18:23.411
6		1:32.840	35.969	30.996	25.875	224.0	12:19:56.251
7		1:32.819	35.830	30.938	26.051	224.5	12:21:29.070
8		1:32.620	35.831	30.772	26.017	224.5	12:23:01.690
9		1:32.533	35.706	30.921	25.906	225.4	12:24:34.223
10		1:48.851 P	36.001	37.676	35.174	225.0	12:26:23.074
11		10:29.061	9:29.654	32.699	26.708	110.9	12:36:52.135
12		1:34.190	37.158	30.975	26.057	201.4	12:38:26.325
13		1:33.056	36.189	30.735	26.132	214.2	12:39:59.381
14		1:32.554	35.845	30.777	25.932	228.8	12:41:31.935
15		1:32.503	35.738	30.813	25.952	228.8	12:43:04.438
16		1:32.574	35.769	30.959	25.846	228.3	12:44:37.012
17		1:33.017	36.096	30.949	25.972	227.3	12:46:10.029
18		1:32.809	35.939	30.908	25.962	226.8	12:47:42.838
19		1:32.794	35.768	31.049	25.977	226.8	12:49:15.632
20		1:32.708	35.816	30.902	25.990	227.3	12:50:48.340
21		1:41.706 P	38.085	31.953	31.668	220.8	12:52:30.046

31

1 Alejandro García

2

GLOBAL RACING SERVICES

Vta	D	Tiempo	Sector 1	Sector 2	Sector 3	V.Max	Elapsed
1		12:12:28.317 P	12:11:13.745	39.292	35.280	93.9	12:12:28.317
2		5:30.903	4:28.753	34.422	27.728	95.3	12:17:59.220
3		1:37.340	38.349	32.225	26.766	215.5	12:19:36.560
4		1:35.058	36.836	31.553	26.669	219.0	12:21:11.618
5		1:34.366	36.824	31.245	26.297	218.1	12:22:45.984
6		1:34.021	36.505	31.265	26.251	221.7	12:24:20.005
7		1:44.698 P	36.322	32.096	36.280	220.4	12:26:04.703
8		10:53.571	9:53.056	32.962	27.553	110.4	12:36:58.274
9		1:34.704	36.857	31.471	26.376	218.6	12:38:32.978
10		1:34.015	36.390	31.284	26.341	224.0	12:40:06.993
11		1:33.865	36.263	31.287	26.315	224.5	12:41:40.858
12		1:33.602	36.209	31.276	26.117	225.4	12:43:14.460
13		1:33.649	36.203	31.136	26.310	226.4	12:44:48.109
14		1:33.461	36.374	30.997	26.090	226.8	12:46:21.570
15		1:33.882	36.199	31.469	26.214	226.4	12:47:55.452
16		1:33.955	36.352	31.152	26.451	225.9	12:49:29.407
17		1:33.873	36.346	31.212	26.315	225.0	12:51:03.280
18		1:43.371 P	36.504	31.293	35.574	225.4	12:52:46.651

33

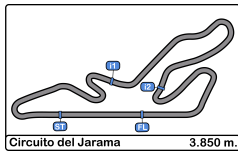
1 Carles Martínez

2

FÓRMULA DE CAMPEONES

Vta	D	Tiempo	Sector 1	Sector 2	Sector 3	V.Max	Elapsed
1		12:12:19.003 P	12:10:58.584	41.728	38.691	72.9	12:12:19.003
2		4:53.189	3:48.917	36.389	27.883	82.3	12:17:12.192
3		1:37.769	38.588	32.590	26.591	198.1	12:18:49.961
4		1:35.428	37.421	31.313	26.694	221.3	12:20:25.389
5		1:34.886	37.341	31.204	26.341	222.2	12:22:00.275
6		1:34.174	36.418	31.303	26.453	224.5	12:23:34.449
7			36.768	31.788		225.4	





Circuito del Jarama
F4 SPANISH CHAMPIONSHIP
Free Practice - 2
Lap Analysis



34

1 Enric Bordás

R 2 FÓRMULA DE CAMPEONES

Vta	D	Tiempo	Sector 1	Sector 2	Sector 3	V.Max	Elapsed
1		12:12:20.063 P	12:10:59.381	42.099	38.583	87.7	12:12:20.063
2		4:39.207	3:37.198	33.682	28.327	104.9	12:16:59.270
3		1:35.894	37.623	31.545	26.726	222.6	12:18:35.164
4		1:34.581	36.909	31.329	26.343	223.6	12:20:09.745
5		1:33.834	36.475	31.167	26.192	223.6	12:21:43.579
6		1:33.556	36.451	30.931	26.174	224.0	12:23:17.135
7		1:33.140	36.179	30.857	26.104	225.0	12:24:50.275
8		1:44.186 P	36.319	33.350	34.517	225.0	12:26:34.461
9		10:11.702	9:13.476	31.745	26.481	111.2	12:36:46.163
10		1:34.567	36.813	31.250	26.504	222.6	12:38:20.730
11		1:33.301	36.253	30.912	26.136	227.8	12:39:54.031
12		1:33.240	36.085	30.903	26.252	227.3	12:41:27.271
13		1:33.272	36.068	31.034	26.170	226.4	12:43:00.543
14		1:33.195	36.075	30.969	26.151	225.9	12:44:33.738
15		1:33.109	36.094	30.910	26.105	226.8	12:46:06.847
16		1:33.290	36.119	30.989	26.182	226.8	12:47:40.137
17		1:33.381	36.155	31.031	26.195	225.4	12:49:13.518
18		1:33.159	36.126	30.938	26.095	226.4	12:50:46.677
19		1:42.600 P	36.145	31.940	34.515	226.4	12:52:29.277

52

1 Suleiman Zanfari

R 2 GLOBAL RACING SERVICES

Vta	D	Tiempo	Sector 1	Sector 2	Sector 3	V.Max	Elapsed
1		12:12:36.263 P	12:11:23.454	35.812	36.997	92.2	12:12:36.263
2		5:16.662	4:14.332	34.631	27.699	102.1	12:17:52.925
3		1:39.422	39.849	32.744	26.829	169.5	12:19:32.347
4		1:35.065	37.109	31.529	26.427	218.6	12:21:07.412
5		1:34.127	36.689	31.158	26.280	219.9	12:22:41.539
6		1:33.890	36.512	31.036	26.342	221.3	12:24:15.429
7		1:43.510 P	36.512	31.119	35.879	221.3	12:25:58.939
8		11:00.960	10:02.707	31.525	26.728	110.3	12:36:59.899
9		1:34.028	36.442	31.339	26.247	223.6	12:38:33.927
10		1:34.025	36.477	31.307	26.241	224.0	12:40:07.952
11		1:33.670	36.314	31.080	26.276	225.4	12:41:41.622
12		1:37.134	39.817	31.075	26.242	224.5	12:43:18.756
13		1:35.063	37.615	31.170	26.278	225.0	12:44:53.819
14		1:33.758	36.286	31.067	26.405	225.0	12:46:27.577
15		1:33.632	36.271	31.041	26.320	224.5	12:48:01.209
16		1:33.729	36.330	31.013	26.386	225.0	12:49:34.938
17		1:33.944	36.354	31.210	26.380	225.9	12:51:08.882
18		1:43.144 P	36.352	31.073	35.719	225.0	12:52:52.026

44

1 Guilherme Oliveira

R 2 DRIVEX

Vta	D	Tiempo	Sector 1	Sector 2	Sector 3	V.Max	Elapsed
1		12:12:33.151	12:11:26.835	37.061	29.255	103.3	12:12:33.151
2		1:40.933	40.957	33.042	26.934	164.8	12:14:14.084
3		1:35.053	37.388	31.429	26.236	221.7	12:15:49.137
4		1:34.339	36.938	31.090	26.311	222.6	12:17:23.476
5		1:33.270	36.229	31.114	25.927	223.1	12:18:56.746
6		1:33.163	36.302	30.984	25.877	222.6	12:20:29.909
7		1:33.358	36.061	31.305	25.992	225.0	12:22:03.267
8		1:32.760	35.976	30.837	25.947	224.5	12:23:36.027
9		1:41.822 P	36.297	31.273	34.252	226.4	12:25:17.849
10		11:52.755	10:54.529	32.038	26.188	112.3	12:37:10.604
11		1:34.739	37.406	31.383	25.950	224.5	12:38:45.343
12		1:33.348	36.206	31.139	26.003	225.9	12:40:18.691
13		1:33.159	36.092	31.023	26.044	224.5	12:41:51.850
14		1:32.924	35.982	30.992	25.950	225.4	12:43:24.774
15		1:33.097	35.857	31.093	26.147	225.9	12:44:57.871
16		1:33.115	36.038	31.012	26.065	226.4	12:46:30.986
17		1:33.173	36.025	30.981	26.167	226.4	12:48:04.159
18		1:32.915	35.909	30.955	26.051	225.9	12:49:37.074
19		1:40.713 P	36.230	31.803	32.680	225.4	12:51:17.787

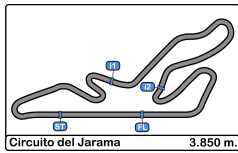
64

1 Mari Boya

R 2 MP MOTORSPORT

Vta	D	Tiempo	Sector 1	Sector 2	Sector 3	V.Max	Elapsed
1		12:11:51.940	12:10:51.556	33.041	27.343	75.3	12:11:51.940
2		1:35.673	37.590	31.572	26.511	219.9	12:13:27.613
3		1:34.191	36.874	31.106	26.211	221.7	12:15:01.804
4		1:33.472	36.366	31.018	26.088	222.6	12:16:35.276
5		1:33.240	36.271	30.964	26.005	223.6	12:18:08.516
6		1:33.805	36.105	31.277	26.423	224.0	12:19:42.321
7		1:33.010	36.065	30.942	26.003	225.0	12:21:15.331
8		1:33.026	36.130	30.885	26.011	225.0	12:22:48.357
9		1:32.928	35.977	30.832	26.119	225.0	12:24:21.285
10		1:45.018 P	36.074	31.973	36.971	225.0	12:26:06.303
11		10:49.576	9:50.500	32.306	26.770	104.6	12:36:55.879
12		1:33.921	36.847	31.010	26.064	220.8	12:38:29.800
13		1:32.603	36.013	30.691	25.899	225.0	12:40:02.403
14		1:32.519	35.849	30.730	25.940	226.4	12:41:34.922
15		1:32.451	35.853	30.708	25.890	226.8	12:43:07.373
16		1:40.836	35.850	35.599	29.387	226.8	12:44:48.209
17		1:36.266	39.674	30.614	25.978	191.8	12:46:24.475
18		1:32.459	35.783	30.715	25.961	227.3	12:47:56.934
19		1:34.276	35.903	32.409	25.964	230.2	12:49:31.210
20		1:32.732	35.945	30.753	26.034	226.8	12:51:03.942
21		1:44.097 P	36.171	31.630	36.296	228.8	12:52:48.039





Circuito del Jarama
F4 SPANISH CHAMPIONSHIP
Free Practice - 2
Lap Analysis



75

1 Nicolas Baptiste

R 2

DRIVEX

Vta	D	Tiempo	Sector 1	Sector 2	Sector 3	V.Max	Elapsed
1		12:12:24.553	12:11:19.112	36.436	29.005	93.4	12:12:24.553
2		1:39.746	39.989	32.756	27.001	188.4	12:14:04.299
3		1:36.748	37.845	32.063	26.840	216.8	12:15:41.047
4		1:36.181	37.213	31.574	27.394	225.0	12:17:17.228
5		1:35.985	37.175	32.575	26.235	224.0	12:18:53.213
6		1:34.475	36.625	31.387	26.463	225.0	12:20:27.688
7		1:39.060	37.136	31.828	30.096	221.7	12:22:06.748
8		1:34.456	36.790	31.365	26.301	221.7	12:23:41.204
9		1:35.603	36.536	32.879	26.188	223.6	12:25:16.807
10		1:51.670 P	39.675	35.462	36.533	193.2	12:27:08.477
11		10:01.042	9:02.444	32.139	26.459	108.3	12:37:09.519
12		1:34.922	37.180	31.477	26.265	194.2	12:38:44.441
13		1:35.253	36.524	32.445	26.284	223.6	12:40:19.694
14		1:34.514	36.532	31.581	26.401	225.9	12:41:54.208
15		1:42.178 P	36.651	31.993	33.534	225.0	12:43:36.386
16		4:20.059	3:19.549	33.960	26.550	77.7	12:47:56.445
17		1:36.924	37.422	33.092	26.410	226.4	12:49:33.369
18			37.439			226.8	

96

1 Oliver Goethe

R 2 MP MOTORSPORT

Vta	D	Tiempo	Sector 1	Sector 2	Sector 3	V.Max	Elapsed
1		12:12:01.271	12:10:59.605	34.208	27.458	108.5	12:12:01.271
2		1:35.269	37.443	31.218	26.608	221.3	12:13:36.540
3		1:34.994	36.937	31.099	26.958	223.6	12:15:11.534
4		1:33.512	36.186	31.353	25.973	223.1	12:16:45.046
5		1:33.322	35.970	31.000	26.352	225.0	12:18:18.368
6		1:33.274	36.052	31.168	26.054	224.5	12:19:51.642
7		1:33.122	35.794	31.105	26.223	224.5	12:21:24.764
8		1:32.658	35.845	30.817	25.996	224.5	12:22:57.422
9		1:32.458	35.745	30.877	25.836	225.4	12:24:29.880
10		1:40.343 P	35.879	31.110	33.354	225.0	12:26:10.223
11		10:39.762	9:41.062	31.803	26.897	109.7	12:36:49.985
12		1:35.317	37.103	31.263	26.951	219.5	12:38:25.302
13		1:33.206	36.263	30.878	26.065	223.6	12:39:58.508
14		1:32.545	35.878	30.720	25.947	226.8	12:41:31.053
15		1:32.465	35.748	30.723	25.994	225.9	12:43:03.518
16		1:35.218	38.073	31.043	26.102	225.9	12:44:38.736
17		1:32.345	35.813	30.746	25.786	228.8	12:46:11.081
18		1:34.079	35.737	32.007	26.335	228.8	12:47:45.160
19		1:32.712	35.878	30.821	26.013	225.4	12:49:17.872
20		1:32.779	35.851	30.904	26.024	226.8	12:50:50.651
21		1:45.774 P	37.288	35.457	33.029	222.6	12:52:36.425

88

1 Mehrbod Shamelì

R 2 XCEL MOTORSPORT

Vta	D	Tiempo	Sector 1	Sector 2	Sector 3	V.Max	Elapsed
1		12:12:21.763 P	12:11:07.602	36.743	37.418	97.5	12:12:21.763
2		4:05.533	3:02.905	34.486	28.142	111.8	12:16:27.296
3		1:38.632	38.706	32.838	27.088	217.7	12:18:05.928
4		1:36.326	37.667	31.898	26.761	221.7	12:19:42.254
5		1:34.855	37.193	31.468	26.194	216.0	12:21:17.109
6		1:34.374	36.627	31.347	26.400	225.9	12:22:51.483
7		1:33.694	36.663	31.034	25.997	224.0	12:24:25.177
8		1:43.011 P	36.037	31.603	35.371	227.8	12:26:08.188
9		11:18.956	10:18.570	33.409	26.977	88.3	12:37:27.144
10		1:35.755	37.467	31.912	26.376	224.0	12:39:02.899
11		1:33.769	36.537	31.171	26.061	225.4	12:40:36.668
12		1:33.572	36.172	31.214	26.186	226.4	12:42:10.240
13		1:33.215	36.266	31.002	25.947	226.4	12:43:43.455
14		1:33.195	36.170	31.019	26.006	226.4	12:45:16.650
15		1:33.041	35.929	31.012	26.100	227.3	12:46:49.691
16		1:36.027	35.989	33.826	26.212	226.4	12:48:25.718
17		1:33.346	36.103	31.109	26.134	226.4	12:49:59.064
18		1:41.139 P	36.102	32.041	32.996	226.4	12:51:40.203



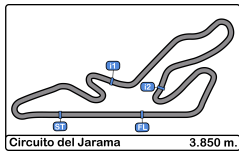


Circuito del Jarama
F4 SPANISH CHAMPIONSHIP
Free Practice - 2
Best Sectors Results



Sector - 1				Sector - 2				Sector - 3				Vuelta Ideal vs Mejor Vuelta			
Clas	Nº	Nombre	Tiempo	Nº	Nombre	Tiempo	Nº	Nombre	Tiempo	Clas	Nº	Nombre	Vta. Ideal	Mejor Vta.	Clas
1	27	Kas Haverkort	35.645	27	Kas Haverkort	30.586	96	Oliver Goethe	25.786	1	27	Kas Haverkort	1:32.029	1:32.220	1
2	23	Thomas Ten Brinke	35.706	13	Joshua Dufek	30.605	27	Kas Haverkort	25.798	2	96	Oliver Goethe	1:32.243	1:32.345	2
3	96	Oliver Goethe	35.737	64	Mari Boya	30.614	23	Thomas Ten Brinke	25.846	3	13	Joshua Dufek	1:32.270	1:32.581	5
4	22	Paul Adrien Pallot	35.755	96	Oliver Goethe	30.720	13	Joshua Dufek	25.852	4	64	Mari Boya	1:32.287	1:32.451	3
5	64	Mari Boya	35.783	23	Thomas Ten Brinke	30.735	44	Guilherme Oliveira	25.877	5	23	Thomas Ten Brinke	1:32.287	1:32.503	4
6	13	Joshua Dufek	35.813	15	Lena Buhler	30.744	64	Mari Boya	25.890	6	44	Guilherme Oliveira	1:32.571	1:32.760	7
7	44	Guilherme Oliveira	35.857	44	Guilherme Oliveira	30.837	88	Mehrbod Shameli	25.947	7	15	Lena Buhler	1:32.637	1:32.902	8
8	15	Lena Buhler	35.918	34	Enric Bordás	30.857	15	Lena Buhler	25.975	8	22	Paul Adrien Pallot	1:32.654	1:32.757	6
9	88	Mehrbod Shameli	35.929	22	Paul Adrien Pallot	30.864	7	Lorenzo Fluxá	25.983	9	88	Mehrbod Shameli	1:32.878	1:33.041	9
10	11	Enzo Joulle	36.054	11	Enzo Joulle	30.866	11	Enzo Joulle	25.988	10	11	Enzo Joulle	1:32.908	1:33.062	10
11	34	Enric Bordás	36.068	7	Lorenzo Fluxá	30.943	22	Paul Adrien Pallot	26.035	11	34	Enric Bordás	1:33.020	1:33.109	11
12	7	Lorenzo Fluxá	36.138	31	Alejandro García	30.997	31	Alejandro García	26.090	12	7	Lorenzo Fluxá	1:33.064	1:33.244	12
13	31	Alejandro García	36.199	88	Mehrbod Shameli	31.002	34	Enric Bordás	26.095	13	31	Alejandro García	1:33.286	1:33.461	13
14	52	Suleiman Zanfari	36.271	52	Suleiman Zanfari	31.013	75	Nicolas Baptiste	26.188	14	52	Suleiman Zanfari	1:33.525	1:33.632	14
15	33	Carles Martínez	36.418	33	Carles Martínez	31.204	52	Suleiman Zanfari	26.241	15	33	Carles Martínez	1:33.963	1:34.174	15
16	75	Nicolas Baptiste	36.524	75	Nicolas Baptiste	31.365	33	Carles Martínez	26.341	16	75	Nicolas Baptiste	1:34.077	1:34.456	16

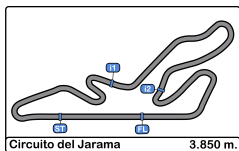




Circuito del Jarama
F4 SPANISH CHAMPIONSHIP
Free Practice - 2
Best 5 Lap Times



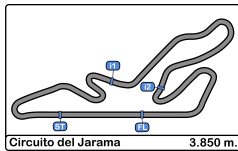
Clas	Nº	Nombre	Nac.	Concursante	Vehiculo	Cat	Mejor 1		Mejor 2		Mejor 3		Mejor 4		Mejor 5	
							Tiempo	Vta.	Tiempo	Vta.	Tiempo	Vta.	Tiempo	Vta.	Tiempo	Vta.
1	27	Kas Haverkort	NLD	MP MOTORSPORT		R	1:32.220	20	1:32.287	16	1:32.289	18	1:32.301	7	1:32.334	15
2	96	Oliver Goethe	DNK	MP MOTORSPORT		R	1:32.345	17	1:32.458	9	1:32.465	15	1:32.545	14	1:32.658	8
3	64	Mari Boya	ESP	MP MOTORSPORT		R	1:32.451	15	1:32.459	18	1:32.519	14	1:32.603	13	1:32.732	20
4	23	Thomas Ten Brinke	NLD	MP MOTORSPORT		R	1:32.503	15	1:32.533	9	1:32.554	14	1:32.574	16	1:32.620	8
5	13	Joshua Dufek	CHE	MP MOTORSPORT		R	1:32.581	17	1:32.582	5	1:32.703	19	1:32.732	9	1:32.804	6
6	22	Paul Adrien Pallot	FRA	DRIVEX		R	1:32.757	17	1:32.800	18	1:33.282	13	1:33.404	15	1:33.444	14
7	44	Guilherme Oliveira	PRT	DRIVEX		R	1:32.760	8	1:32.915	18	1:32.924	14	1:33.097	15	1:33.115	16
8	15	Lena Buhler	CHE	DRIVEX		R	1:32.902	12	1:32.905	10	1:33.091	17	1:33.102	13	1:33.124	14
9	88	Mehrbod Shameli	IRN	XCEL MOTORSPORT		R	1:33.041	15	1:33.195	14	1:33.215	13	1:33.346	17	1:33.572	12
10	11	Enzo Joullie	FRA	MP MOTORSPORT		R	1:33.062	14	1:33.074	16	1:33.095	13	1:33.286	17	1:33.303	19
11	34	Enric Bordás	ESP	FÓRMULA DE CAMPEONES		R	1:33.109	15	1:33.140	7	1:33.159	18	1:33.195	14	1:33.240	12
12	7	Lorenzo Fluxá	ESP	GLOBAL RACING SERVICES		R	1:33.244	17	1:33.349	13	1:33.419	19	1:33.434	14	1:33.448	15
13	31	Alejandro García	MEX	GLOBAL RACING SERVICES		R	1:33.461	14	1:33.602	12	1:33.649	13	1:33.865	11	1:33.873	17
14	52	Suleiman Zanfari	MAR	GLOBAL RACING SERVICES		R	1:33.632	15	1:33.670	11	1:33.729	16	1:33.758	14	1:33.890	6
15	33	Carles Martínez	ESP	FÓRMULA DE CAMPEONES		R	1:34.174	6	1:34.886	5	1:35.428	4	1:37.769	3	4:53.189	2
16	75	Nicolas Baptiste	COL	DRIVEX		R	1:34.456	8	1:34.475	6	1:34.514	14	1:34.922	12	1:35.253	13



Circuito del Jarama
F4 SPANISH CHAMPIONSHIP
Free Practice - 2
Best 5 Top Speeds



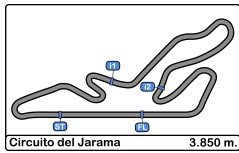
Cla	Nº	Nombre	Nac.	Concursante	Vehiculo	Cat	Maxima 1		Maxima 2		Maxima 3		Maxima 4		Maxima 5		Media
							Km/h	Vta.	Km/h	Vta.	Km/h	Vta.	Km/h	Vta.	Km/h	Vta.	
1	15	Lena Buhler	CHE	DRIVEX		R	230.7	13	228.8	16	228.3	14	228.3	15	227.8	17	228.8
2	64	Mari Boya	ESP	MP MOTORSPORT		R	230.2	19	228.8	21	227.3	18	226.8	15	226.8	16	228.0
3	7	Lorenzo Fluxá	ESP	GLOBAL RACING SERVICES		R	229.7	17	228.8	14	227.8	13	227.8	18	226.8	15	228.2
4	13	Joshua Dufek	CHE	MP MOTORSPORT		R	228.8	17	228.3	18	228.3	21	227.8	14	227.8	15	228.2
5	23	Thomas Ten Brinke	NLD	MP MOTORSPORT		R	228.8	14	228.8	15	228.3	16	227.3	17	227.3	20	228.1
6	96	Oliver Goethe	DNK	MP MOTORSPORT		R	228.8	17	228.8	18	226.8	14	226.8	20	225.9	15	227.4
7	22	Paul Adrien Pallot	FRA	DRIVEX			228.3	15	228.3	16	227.8	5	227.8	17	227.8	19	228.0
8	34	Enric Bordás	ESP	FÓRMULA DE CAMPEONES		R	227.8	11	227.3	12	226.8	15	226.8	16	226.4	13	227.0
9	88	Mehrbod Shameli	IRN	XCEL MOTORSPORT		R	227.8	8	227.3	15	226.4	12	226.4	13	226.4	14	226.8
10	27	Kas Haverkort	NLD	MP MOTORSPORT		R	227.3	9	226.8	8	226.8	16	226.4	18	226.4	19	226.7
11	31	Alejandro García	MEX	GLOBAL RACING SERVICES			226.8	14	226.4	13	226.4	15	225.9	16	225.4	12	226.2
12	75	Nicolas Baptiste	COL	DRIVEX		R	226.8	18	226.4	17	225.9	14	225.0	4	225.0	6	225.8
13	11	Enzo Joullie	FRA	MP MOTORSPORT		R	226.4	13	226.4	15	226.4	20	225.9	12	225.9	14	226.2
14	44	Guilherme Oliveira	PRT	DRIVEX		R	226.4	9	226.4	16	226.4	17	225.9	12	225.9	15	226.2
15	52	Suleiman Zanfari	MAR	GLOBAL RACING SERVICES		R	225.9	17	225.4	11	225.0	13	225.0	14	225.0	16	225.2
16	33	Carles Martínez	ESP	FÓRMULA DE CAMPEONES			225.4	7	224.5	6	222.2	5	221.3	4	198.1	3	218.3



Circuito del Jarama
F4 SPANISH CHAMPIONSHIP
Free Practice - 2
Fastest Laps Sequence



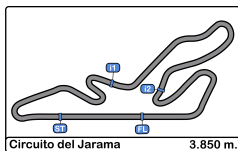
<u>Vta</u>	<u>Hora Día</u>	<u>T Sesion</u>	<u>Nº</u>	<u>Nombre</u>	<u>Nac.</u>	<u>Concursante</u>	<u>Vehiculo</u>	<u>Cat</u>	<u>Time</u>	<u>Km/h</u>
2	12:13:27.613	3:27.613	64	Mari Boya	ESP	MP MOTORSPORT		R	1:35.673	144.8
2	12:13:36.540	3:36.540	96	Oliver Goethe	DNK	MP MOTORSPORT		R	1:35.269	145.4
3	12:15:01.804	5:01.804	64	Mari Boya	ESP	MP MOTORSPORT		R	1:34.191	147.1
3	12:15:06.624	5:06.624	27	Kas Haverkort	NLD	MP MOTORSPORT		R	1:33.575	148.1
4	12:16:35.276	6:35.276	64	Mari Boya	ESP	MP MOTORSPORT		R	1:33.472	148.2
4	12:16:50.505	6:50.505	23	Thomas Ten Brinke	NLD	MP MOTORSPORT		R	1:33.120	148.8
5	12:18:13.410	8:13.410	27	Kas Haverkort	NLD	MP MOTORSPORT		R	1:32.787	149.3
5	12:18:30.423	8:30.423	13	Joshua Dufek	CHE	MP MOTORSPORT		R	1:32.582	149.7
6	12:19:45.979	9:45.979	27	Kas Haverkort	NLD	MP MOTORSPORT		R	1:32.569	149.7
7	12:21:18.280	11:18.280	27	Kas Haverkort	NLD	MP MOTORSPORT		R	1:32.301	150.1
16	12:44:29.834	34:29.834	27	Kas Haverkort	NLD	MP MOTORSPORT		R	1:32.287	150.1
20	12:50:42.852	40:42.852	27	Kas Haverkort	NLD	MP MOTORSPORT		R	1:32.220	150.2



Circuito del Jarama
F4 SPANISH CHAMPIONSHIP
Free Practice - 2
Event Best Maximum Speed



<u>Nº</u>	<u>Nombre</u>	<u>Nac.</u>	<u>Concursante</u>	<u>Vehiculo</u>	<u>Cat</u>	<u>Clas</u>	<u>Km/h</u>	<u>Sesion</u>
15	Lena Buhler	CHE	DRIVEX		R	1	230.7	Free Practice - 2
64	Mari Boya	ESP	MP MOTORSPORT		R	2	230.2	Free Practice - 2
7	Lorenzo Fluxá	ESP	GLOBAL RACING SERVICES		R	3	229.7	Free Practice - 2
23	Thomas Ten Brinke	NLD	MP MOTORSPORT		R	4	228.8	Free Practice - 2
96	Oliver Goethe	DNK	MP MOTORSPORT		R	5	228.8	Free Practice - 2
13	Joshua Dufek	CHE	MP MOTORSPORT		R	6	228.8	Free Practice - 2
22	Paul Adrien Pallot	FRA	DRIVEX				228.3	Free Practice - 2
88	Mehrbod	IRN	XCEL MOTORSPORT		R	7	227.8	Free Practice - 2
34	Enric Bordás	ESP	FÓRMULA DE CAMPEONES		R	8	227.8	Free Practice - 2
27	Kas Haverkort	NLD	MP MOTORSPORT		R	9	227.3	Free Practice - 2
31	Alejandro García	MEX	GLOBAL RACING SERVICES				226.8	Free Practice - 2
75	Nicolas Baptiste	COL	DRIVEX		R	10	226.8	Free Practice - 2
44	Guilherme Oliveira	PRT	DRIVEX		R	11	226.4	Free Practice - 2
11	Enzo Joullie	FRA	MP MOTORSPORT		R	12	226.4	Free Practice - 2
52	Suleiman Zanfari	MAR	GLOBAL RACING SERVICES		R	13	225.9	Free Practice - 2
33	Carles Martínez	ESP	FÓRMULA DE CAMPEONES				225.4	Free Practice - 2



Circuito del Jarama
F4 SPANISH CHAMPIONSHIP
Free Practice - 2
Pit Stop Analysis



7 Lorenzo Fluxá
 GLOBAL RACING SERVICES R

Nr.	Hora Día Entrada	Tiempo Entrada	Tiempo Salida	Tiempo Box	Tiempo Box Total
1	12:27:03.007	12:27:03.007	12:35:20.824	0:08:17.817	0:08:17.817

11 Enzo Joulle
 MP MOTORSPORT R

Nr.	Hora Día Entrada	Tiempo Entrada	Tiempo Salida	Tiempo Box	Tiempo Box Total
1	12:18:26.638	12:18:26.638	12:19:21.417	0:00:54.779	0:00:54.779
2	12:25:36.133	12:25:36.133	12:35:18.784	0:09:42.651	0:10:37.430

13 Joshua Dufek
 MP MOTORSPORT R

Nr.	Hora Día Entrada	Tiempo Entrada	Tiempo Salida	Tiempo Box	Tiempo Box Total
1	12:26:23.175	12:26:23.175	12:35:13.445	0:08:50.270	0:08:50.270

15 Lena Buhler
 DRIVEX R

Nr.	Hora Día Entrada	Tiempo Entrada	Tiempo Salida	Tiempo Box	Tiempo Box Total
1	12:18:53.451	12:18:53.451	12:22:19.179	0:03:25.728	0:03:25.728
2	12:25:31.696	12:25:31.696	12:35:30.064	0:09:58.368	0:13:24.096

22 Paul Adrien Pallot
 DRIVEX R

Nr.	Hora Día Entrada	Tiempo Entrada	Tiempo Salida	Tiempo Box	Tiempo Box Total
1	12:25:09.587	12:25:09.587	12:35:27.698	0:10:18.111	0:10:18.111

23 Thomas Ten Brinke
 MP MOTORSPORT R

Nr.	Hora Día Entrada	Tiempo Entrada	Tiempo Salida	Tiempo Box	Tiempo Box Total
1	12:26:20.574	12:26:20.574	12:35:16.277	0:08:55.703	0:08:55.703

27 Kas Haverkort
 MP MOTORSPORT R

Nr.	Hora Día Entrada	Tiempo Entrada	Tiempo Salida	Tiempo Box	Tiempo Box Total
1	12:26:04.066	12:26:04.066	12:35:09.922	0:09:05.856	0:09:05.856

31 Alejandro García
 GLOBAL RACING SERVICES R

Nr.	Hora Día Entrada	Tiempo Entrada	Tiempo Salida	Tiempo Box	Tiempo Box Total
1	12:12:25.293	12:12:25.293	12:16:17.851	0:03:52.558	0:03:52.558
2	12:26:01.690	12:26:01.690	12:35:22.029	0:09:20.339	0:13:12.897

33 Carles Martínez
 FÓRMULA DE CAMPEONES R

Nr.	Hora Día Entrada	Tiempo Entrada	Tiempo Salida	Tiempo Box	Tiempo Box Total
1	12:12:15.763	12:12:15.763	12:15:26.761	0:03:10.998	0:03:10.998

34 Enric Bordás
 FÓRMULA DE CAMPEONES R

Nr.	Hora Día Entrada	Tiempo Entrada	Tiempo Salida	Tiempo Box	Tiempo Box Total
1	12:12:16.956	12:12:16.956	12:15:17.864	0:03:00.908	0:03:00.908
2	12:26:31.365	12:26:31.365	12:35:12.362	0:08:40.997	0:11:41.905

44 Guilherme Oliveira
 DRIVEX R

Nr.	Hora Día Entrada	Tiempo Entrada	Tiempo Salida	Tiempo Box	Tiempo Box Total
1	12:25:14.399	12:25:14.399	12:35:36.962	0:10:22.563	0:10:22.563

52 Suleiman Zanfari
 GLOBAL RACING SERVICES R

Nr.	Hora Día Entrada	Tiempo Entrada	Tiempo Salida	Tiempo Box	Tiempo Box Total
1	12:12:33.217	12:12:33.217	12:16:11.604	0:03:38.387	0:03:38.387
2	12:25:55.928	12:25:55.928	12:35:25.653	0:09:29.725	0:13:08.112

64 Mari Boya
 MP MOTORSPORT R

Nr.	Hora Día Entrada	Tiempo Entrada	Tiempo Salida	Tiempo Box	Tiempo Box Total
1	12:26:03.038	12:26:03.038	12:35:19.780	0:09:16.742	0:09:16.742

75 Nicolas Baptiste
 DRIVEX R

Nr.	Hora Día Entrada	Tiempo Entrada	Tiempo Salida	Tiempo Box	Tiempo Box Total
1	12:27:05.410	12:27:05.410	12:35:33.716	0:08:28.306	0:08:28.306
2	12:43:33.376	12:43:33.376	12:46:15.153	0:02:41.777	0:11:10.083

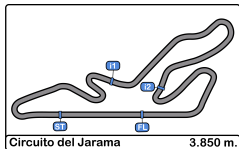
88 Mehrbod Shameli
 XCEL MOTORSPORT R

Nr.	Hora Día Entrada	Tiempo Entrada	Tiempo Salida	Tiempo Box	Tiempo Box Total
1	12:12:18.740	12:12:18.740	12:14:43.950	0:02:25.210	0:02:25.210
2	12:26:05.078	12:26:05.078	12:35:45.339	0:09:40.261	0:12:05.471

96 Oliver Goethe
 MP MOTORSPORT R

Nr.	Hora Día Entrada	Tiempo Entrada	Tiempo Salida	Tiempo Box	Tiempo Box Total
1	12:26:06.986	12:26:06.986	12:35:14.752	0:09:07.766	0:09:07.766





Circuito del Jarama
F4 SPANISH CHAMPIONSHIP
Free Practice 1 - 2
Combined Results

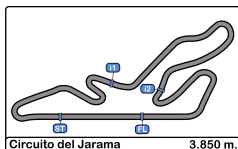


Cls	Nº	Nombre	Nac.	Concursante	Vehiculo	Cat	Clas	Vtas	Free Practice - 1	Free Practice - 2	Mejor	Dif. 1º	Dif. Ant.	Km/h		
1	27	Kas Haverkort	NLD	MP MOTORSPORT		R	1	36	1:39.302	14	1:32.220	20	1:32.220		150.2	
2	96	Oliver Goethe	DNK	MP MOTORSPORT		R	2	34	1:40.373	12	1:32.345	17	1:32.345	0.125	0.125	150.0
3	64	Mari Boya	ESP	MP MOTORSPORT		R	3	35	1:41.074	14	1:32.451	15	1:32.451	0.231	0.106	149.9
4	23	Thomas Ten Brinke	NLD	MP MOTORSPORT		R	4	36	1:40.292	14	1:32.503	15	1:32.503	0.283	0.052	149.8
5	13	Joshua Dufek	CHE	MP MOTORSPORT		R	5	32	1:40.826	11	1:32.581	17	1:32.581	0.361	0.078	149.7
6	22	Paul Adrien Pallot	FRA	DRIVEX				35	1:41.589	10	1:32.757	17	1:32.757	0.537	0.176	149.4
7	44	Guilherme Oliveira	PRT	DRIVEX		R	6	35	1:39.605	13	1:32.760	8	1:32.760	0.540	0.003	149.4
8	15	Lena Buhler	CHE	DRIVEX		R	7	31	1:40.713	9	1:32.902	12	1:32.902	0.682	0.142	149.1
9	88	Mehrbod Shameli	IRN	XCEL MOTORSPORT		R	8	18			1:33.041	15	1:33.041	0.821	0.139	148.9
10	11	Enzo Joullie	FRA	MP MOTORSPORT		R	9	34	1:42.332	13	1:33.062	14	1:33.062	0.842	0.021	148.9
11	34	Enric Bordás	ESP	FÓRMULA DE CAMPEONES		R	10	33	1:40.341	6	1:33.109	15	1:33.109	0.889	0.047	148.8
12	7	Lorenzo Fluxá	ESP	GLOBAL RACING SERVICES		R	11	36	1:41.795	6	1:33.244	17	1:33.244	1.024	0.135	148.6
13	31	Alejandro García	MEX	GLOBAL RACING SERVICES				34	1:42.880	15	1:33.461	14	1:33.461	1.241	0.217	148.2
14	52	Suleiman Zanfari	MAR	GLOBAL RACING SERVICES		R	12	33	1:42.360	14	1:33.632	15	1:33.632	1.412	0.171	148.0
15	33	Carles Martínez	ESP	FÓRMULA DE CAMPEONES				21	1:40.776	7	1:34.174	6	1:34.174	1.954	0.542	147.1
16	75	Nicolas Baptiste	COL	DRIVEX		R	13	34	1:42.171	16	1:34.456	8	1:34.456	2.236	0.282	146.7

Publicada a las :.....

Comisarios Deportivos:	Director de Carrera:	Cronometrador:
-------------------------------	-----------------------------	---------------------------





Circuito del Jarama
F4 SPANISH CHAMPIONSHIP
Qualifying - 1
Provisional Results



Clas	Nº	Nombre	Nac.	Concursante	Vehiculo	Cat	Clas	N.V.	V.R.	Tiempo	Dif 1º	Dif Ant.	Km/h
1	27	Kas Haverkort	NLD	MP MOTORSPORT		R	1	11	6	1:31.945			150.7
2	15	Lena Buhler	CHE	DRIVEX		R	2	11	8	1:32.171	0.226	0.226	150.3
3	96	Oliver Goethe	DNK	MP MOTORSPORT		R	3	11	8	1:32.194	0.249	0.023	150.3
4	13	Joshua Dufek	CHE	MP MOTORSPORT		R	4	11	6	1:32.216	0.271	0.022	150.2
5	64	Mari Boya	ESP	MP MOTORSPORT		R	5	11	6	1:32.224	0.279	0.008	150.2
6	44	Guilherme Oliveira	PRT	DRIVEX		R	6	10	8	1:32.342	0.397	0.118	150.0
7	23	Thomas Ten Brinke	NLD	MP MOTORSPORT		R	7	11	5	1:32.434	0.489	0.092	149.9
8	11	Enzo Joullie	FRA	MP MOTORSPORT		R	8	11	4	1:32.489	0.544	0.055	149.8
9	88	Mehrbod Shameli	IRN	XCEL MOTORSPORT		R	9	11	4	1:32.519	0.574	0.030	149.8
10	34	Enric Bordás	ESP	FÓRMULA DE CAMPEONES		R	10	11	6	1:32.625	0.680	0.106	149.6
11	22	Paul Adrien Pallot	FRA	DRIVEX				11	5	1:32.669	0.724	0.044	149.5
12	7	Lorenzo Fluxá	ESP	GLOBAL RACING SERVICES		R	11	11	4	1:32.716	0.771	0.047	149.4
13	33	Carles Martínez	ESP	FÓRMULA DE CAMPEONES				11	5	1:32.826	0.881	0.110	149.3
14	52	Suleiman Zanfari	MAR	GLOBAL RACING SERVICES		R	12	10	4	1:32.956	1.011	0.130	149.1
15	31	Alejandro García	MEX	GLOBAL RACING SERVICES				9	5	1:33.083	1.138	0.127	148.8
16	75	Nicolas Baptiste	COL	DRIVEX		R	13	8	4	1:33.620	1.675	0.537	148.0

Publicada a las :.....

Track

18.5 °C

Air Temp: 18.8 °C

Humidity: 63 %

Track

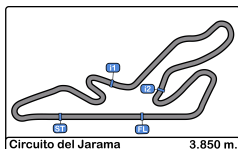
WET

Comisarios Deportivos:

Director de Carrera:

Cronometrador:





Circuito del Jarama
F4 SPANISH CHAMPIONSHIP
Qualifying - 1
Provisional 2 Fastest Lap Results



Clas	Nº	Nombre	Nac.	Concursante	Vehiculo	Cat	Clas	N.V.	V.R.	Tiempo	Dif 1º	Dif Ant.	Km/h
1	27	Kas Haverkort	NLD	MP MOTORSPORT		R	1	11	9	1:31.953			150.7
2	15	Lena Buhler	CHE	DRIVEX		R	2	11	9	1:32.259	0.306	0.306	150.3
3	96	Oliver Goethe	DNK	MP MOTORSPORT		R	3	11	6	1:32.285	0.332	0.026	150.3
4	64	Mari Boya	ESP	MP MOTORSPORT		R	4	11	10	1:32.292	0.339	0.007	150.2
5	13	Joshua Dufek	CHE	MP MOTORSPORT		R	5	11	7	1:32.405	0.452	0.113	150.2
6	44	Guilherme Oliveira	PRT	DRIVEX		R	6	10	7	1:32.433	0.480	0.028	150.0
7	23	Thomas Ten Brinke	NLD	MP MOTORSPORT		R	7	11	8	1:32.460	0.507	0.027	149.9
8	11	Enzo Joullie	FRA	MP MOTORSPORT		R	8	11	6	1:32.522	0.569	0.062	149.8
9	34	Enric Bordás	ESP	FÓRMULA DE CAMPEONES		R	9	11	5	1:32.645	0.692	0.123	149.6
10	88	Mehrbod Shameli	IRN	XCEL MOTORSPORT		R	10	11	5	1:32.733	0.780	0.088	149.8
11	7	Lorenzo Fluxá	ESP	GLOBAL RACING SERVICES		R	11	11	6	1:32.785	0.832	0.052	149.4
12	22	Paul Adrien Pallot	FRA	DRIVEX				11	4	1:32.791	0.838	0.006	149.5
13	33	Carles Martínez	ESP	FÓRMULA DE CAMPEONES				11	7	1:32.851	0.898	0.060	149.3
14	52	Suleiman Zanfari	MAR	GLOBAL RACING SERVICES		R	12	10	5	1:32.976	1.023	0.125	149.1
15	31	Alejandro García	MEX	GLOBAL RACING SERVICES				9	3	1:33.356	1.403	0.380	148.8
16	75	Nicolas Baptiste	COL	DRIVEX		R	13	8	6	1:34.092	2.139	0.736	148.0

Publicada a las :.....

Track

18.5 °C

Air Temp: 18.8 °C

Humidity: 63 %

Track

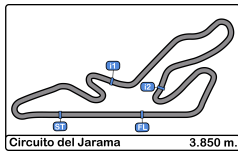
WET

Comisarios Deportivos:

Director de Carrera:

Cronometrador:





Circuito del Jarama
F4 SPANISH CHAMPIONSHIP
Qualifying - 1
Lap Analysis



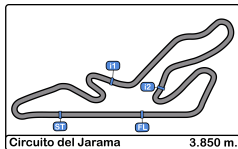
7							22								
1 Lorenzo Fluxá							1 Paul Adrien Pallot								
R 2 GLOBAL RACING SERVICES							2 DRIVEX								
Vta	D	Tiempo	Sector 1	Sector 2	Sector 3	V.Max	Elapsed	Vta	D	Tiempo	Sector 1	Sector 2	Sector 3	V.Max	Elapsed
1		13:52:03.008	13:51:01.377	34.075	27.556	110.4	13:52:03.008	1		13:52:08.365	13:51:05.470	35.074	27.821	108.9	13:52:08.365
2		1:35.833	38.003	31.624	26.206	195.6	13:53:38.841	2		1:42.598	39.648	35.961	26.989	182.4	13:53:50.963
3		1:33.190	36.244	30.932	26.014	222.6	13:55:12.031	3		1:35.125	37.816	30.917	26.392	204.5	13:55:26.088
4		1:32.716	35.990	30.754	25.972	225.0	13:56:44.747	4		1:32.791	35.908	30.827	26.056	225.9	13:56:58.879
5		1:32.899	36.059	30.826	26.014	224.0	13:58:17.646	5		1:32.669	35.850	30.825	25.994	227.3	13:58:31.548
6		1:32.785	35.989	30.830	25.966	224.0	13:59:50.431	6		1:33.348	36.110	31.203	26.035	225.0	14:00:04.896
7		1:33.514	36.210	30.983	26.321	223.6	14:01:23.945	7		1:32.906	35.838	30.896	26.172	225.0	14:01:37.802
8		1:33.063	36.006	30.896	26.161	224.0	14:02:57.008	8		1:33.057	36.054	30.931	26.072	225.0	14:03:10.859
9		1:33.381	36.049	30.974	26.358	223.6	14:04:30.389	9		1:32.906	36.070	30.785	26.051	224.0	14:04:43.765
10		1:33.776	36.635	30.980	26.161	218.6	14:06:04.165	10		1:33.198	36.075	30.879	26.244	223.1	14:06:16.963
11		1:49.209 P	36.449	34.791	37.969	221.3	14:07:53.374	11		1:47.852 P	39.288	33.975	34.589	207.2	14:08:04.815

11							23								
1 Enzo Joulie							1 Thomas Ten Brinke								
R 2 MP MOTORSPORT							R 2 MP MOTORSPORT								
Vta	D	Tiempo	Sector 1	Sector 2	Sector 3	V.Max	Elapsed	Vta	D	Tiempo	Sector 1	Sector 2	Sector 3	V.Max	Elapsed
1		13:51:55.618	13:50:54.761	33.888	26.969	99.6	13:51:55.618	1		13:51:53.811	13:50:53.532	33.427	26.852	107.5	13:51:53.811
2		1:34.604	37.230	31.178	26.196	211.7	13:53:30.222	2		1:34.761	37.325	31.441	25.995	204.1	13:53:28.572
3		1:32.848	36.151	30.744	25.953	224.5	13:55:03.070	3		1:33.016	36.267	30.734	26.015	223.6	13:55:01.588
4		1:32.489	35.849	30.718	25.922	225.0	13:56:35.559	4		1:32.565	36.011	30.671	25.883	225.9	13:56:34.153
5		1:32.866	35.714	30.933	26.219	225.4	13:58:08.425	5		1:32.434	35.951	30.674	25.809	226.8	13:58:06.587
6		1:32.522	35.877	30.696	25.949	224.5	13:59:40.947	6		1:32.645	35.855	30.588	26.202	226.8	13:59:39.232
7		1:32.560	35.842	30.722	25.996	224.5	14:01:13.507	7		1:32.554	36.027	30.610	25.917	224.0	14:01:11.786
8		1:32.636	35.815	30.859	25.962	225.4	14:02:46.143	8		1:32.460	35.794	30.822	25.844	224.5	14:02:44.246
9		1:32.785	35.860	30.868	26.057	225.0	14:04:18.928	9		1:32.509	35.858	30.751	25.900	226.4	14:04:16.755
10		1:32.876	35.907	30.847	26.122	223.6	14:05:51.804	10		1:32.790	36.061	30.839	25.890	225.4	14:05:49.545
11		1:56.666 P	43.651	37.268	35.747	184.6	14:07:48.470	11		1:54.573 P	46.156	32.721	35.696	173.6	14:07:44.118

13							27								
1 Joshua Dufek							1 Kas Haverkort								
R 2 MP MOTORSPORT							R 2 MP MOTORSPORT								
Vta	D	Tiempo	Sector 1	Sector 2	Sector 3	V.Max	Elapsed	Vta	D	Tiempo	Sector 1	Sector 2	Sector 3	V.Max	Elapsed
1		13:51:52.307	13:50:51.631	33.302	27.374	97.1	13:51:52.307	1		13:52:38.498	13:51:37.184	34.429	26.885	103.4	13:52:38.498
2		1:34.750	37.363	31.264	26.123	216.8	13:53:27.057	2		1:36.086	39.183	30.949	25.954	216.8	13:54:14.584
3		1:33.105	36.266	30.899	25.940	222.6	13:55:00.162	3		1:32.596	36.210	30.611	25.775	222.6	13:55:47.180
4		1:33.010	35.943	31.118	25.949	223.6	13:56:33.172	4		1:32.200	35.806	30.501	25.893	224.0	13:57:19.380
5		1:32.933	36.158	30.785	25.990	222.6	13:58:06.105	5		1:32.037	35.828	30.500	25.709	224.0	13:58:51.417
6		1:32.216	35.840	30.586	25.790	222.6	13:59:38.321	6		1:31.945	35.657	30.530	25.758	224.0	14:00:23.362
7		1:32.405	35.815	30.658	25.932	224.0	14:01:10.726	7		1:31.956	35.689	30.510	25.757	224.5	14:01:55.318
8		1:32.932	35.882	31.128	25.922	225.9	14:02:43.658	8		1:32.043	35.687	30.588	25.768	225.0	14:03:27.361
9		1:32.587	35.918	30.698	25.971	225.0	14:04:16.245	9		1:31.953	35.657	30.482	25.814	224.5	14:04:59.314
10		1:32.953	36.197	30.715	26.041	223.6	14:05:49.198	10		1:32.227	35.783	30.607	25.837	223.6	14:06:31.541
11		1:51.199 P	39.472	35.027	36.700	222.6	14:07:40.397	11		1:49.406 P	39.398	33.288	36.720	218.6	14:08:20.947

15							31								
1 Lena Buhler							1 Alejandro García								
R 2 DRIVEX							2 GLOBAL RACING SERVICES								
Vta	D	Tiempo	Sector 1	Sector 2	Sector 3	V.Max	Elapsed	Vta	D	Tiempo	Sector 1	Sector 2	Sector 3	V.Max	Elapsed
1		13:52:07.177	13:51:04.698	35.146	27.333	101.4	13:52:07.177	1		13:51:57.100	13:50:55.894	33.884	27.322	109.6	13:51:57.100
2		1:38.271	38.791	32.933	26.547	198.5	13:53:45.448	2		1:34.674	37.240	31.131	26.303	215.5	13:53:31.774
3		1:33.538	36.288	31.070	26.180	222.2	13:55:18.986	3		1:33.356	36.284	30.854	26.218	223.6	13:55:05.130
4		1:33.215	36.154	31.005	26.056	224.5	13:56:52.201	4		1:33.361	36.270	30.975	26.116	223.6	13:56:38.491
5		1:32.288	35.799	30.608	25.881	225.0	13:58:24.489	5		1:33.083	36.086	30.884	26.113	223.1	13:58:11.574
6		1:32.296	35.800	30.630	25.866	224.5	13:59:56.785	6		1:33.382	36.207	30.945	26.230	225.0	13:59:44.956
7		1:32.454	35.950	30.671	25.833	224.5	14:01:29.239	7		1:33.638	36.100	31.135	26.403	222.6	14:01:18.594
8		1:32.171	35.754	30.613	25.804	224.5	14:03:01.410	8		1:33.691	36.217	31.065	26.409	223.6	14:02:52.285
9		1:32.259	35.750	30.632	25.877	225.0	14:04:33.669	9		1:40.404 P	36.596	31.509	32.299	222.2	14:04:32.689
10		1:32.432	35.794	30.654	25.984	224.0	14:06:06.101								
11		1:49.138 P	37.996	34.046	37.096	204.1	14:07:55.239								





Circuito del Jarama
F4 SPANISH CHAMPIONSHIP
Qualifying - 1
Lap Analysis



33 1 Carles Martínez **64** 1 Mari Boya
 2 FÓRMULA DE CAMPEONES R 2 MP MOTORSPORT

Vta	D	Tiempo	Sector 1	Sector 2	Sector 3	V.Max	Elapsed	Vta	D	Tiempo	Sector 1	Sector 2	Sector 3	V.Max	Elapsed
1		13:51:42.921	13:50:43.434	32.678	26.809	114.1	13:51:42.921	1		13:51:50.381	13:50:50.771	32.676	26.934	92.5	13:51:50.381
2		1:34.936	37.417	31.114	26.405	219.0	13:53:17.857	2		1:34.137	36.976	31.054	26.107	217.3	13:53:24.518
3		1:33.604	36.494	30.927	26.183	223.1	13:54:51.461	3		1:32.767	36.053	30.765	25.949	222.6	13:54:57.285
4		1:33.147	36.250	30.791	26.106	223.1	13:56:24.608	4		1:32.480	35.809	30.642	26.029	223.1	13:56:29.765
5		1:32.826	36.066	30.814	25.946	223.6	13:57:57.434	5		1:32.380	35.835	30.591	25.954	223.6	13:58:02.145
6		1:32.961	36.010	30.888	26.063	223.1	13:59:30.395	6		1:32.224	35.682	30.603	25.939	224.0	13:59:34.369
7		1:32.851	36.004	30.810	26.037	223.6	14:01:03.246	7		1:35.276	38.655	30.668	25.953	223.1	14:01:09.645
8		1:33.217	36.079	31.026	26.112	224.0	14:02:36.463	8		1:38.830	36.623	35.756	26.451	223.1	14:02:48.475
9		1:33.840	36.198	31.089	26.553	222.6	14:04:10.303	9		1:32.304	35.752	30.590	25.962	225.0	14:04:20.779
10		1:33.715	36.376	30.916	26.423	220.8	14:05:44.018	10		1:32.292	35.786	30.595	25.911	223.6	14:05:53.071
11		1:46.305 P	39.088	33.381	33.836	199.2	14:07:30.323	11		1:49.280 P	41.820	31.558	35.902	223.6	14:07:42.351

34 1 Enric Bordás **75** 1 Nicolas Baptiste
 R 2 FÓRMULA DE CAMPEONES R 2 DRIVEX

Vta	D	Tiempo	Sector 1	Sector 2	Sector 3	V.Max	Elapsed	Vta	D	Tiempo	Sector 1	Sector 2	Sector 3	V.Max	Elapsed
1		13:51:44.780	13:50:45.483	32.441	26.856	109.9	13:51:44.780	1		13:52:10.774	13:51:07.898	35.552	27.324	102.1	13:52:10.774
2		1:36.754	37.519	31.992	27.243	201.1	13:53:21.534	2		1:39.027	38.286	34.031	26.710	208.4	13:53:49.801
3		1:33.371	36.414	30.919	26.038	223.6	13:54:54.905	3		1:34.436	36.978	31.288	26.170	223.1	13:55:24.237
4		1:32.753	35.956	30.854	25.943	224.5	13:56:27.658	4		1:33.620	36.300	31.143	26.177	224.0	13:56:57.857
5		1:32.645	36.020	30.760	25.865	224.0	13:58:00.303	5		1:34.892	36.464	32.355	26.073	224.0	13:58:32.749
6		1:32.625	35.892	30.772	25.961	224.0	13:59:32.928	6		1:34.092	36.381	31.185	26.526	224.0	14:00:06.841
7		1:32.773	35.950	30.834	25.989	224.0	14:01:05.701	7		1:34.129	36.394	31.144	26.591	221.7	14:01:40.970
8		1:32.824	35.924	30.743	26.157	224.0	14:02:38.525	8		1:43.345 P	36.818	33.148	33.379	221.3	14:03:24.315
9		1:34.844	36.991	31.582	26.271	225.0	14:04:13.369								
10		1:33.185	36.174	30.945	26.066	221.7	14:05:46.554								
11		1:50.938 P	40.243	34.776	35.919	221.3	14:07:37.492								

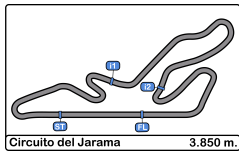
44 1 Guilherme Oliveira **88** 1 Mehrbod Shamelí
 R 2 DRIVEX R 2 XCEL MOTORSPORT

Vta	D	Tiempo	Sector 1	Sector 2	Sector 3	V.Max	Elapsed	Vta	D	Tiempo	Sector 1	Sector 2	Sector 3	V.Max	Elapsed
1		13:52:09.886	13:51:08.409	34.386	27.091	118.2	13:52:09.886	1		13:52:24.972	13:51:25.048	32.855	27.069	106.6	13:52:24.972
2		1:39.034	38.740	33.851	26.443	198.5	13:53:48.920	2		1:36.074	38.452	31.238	26.384	193.2	13:54:01.046
3		1:33.427	36.460	31.004	25.963	220.4	13:55:22.347	3		1:33.604	36.778	30.815	26.011	213.0	13:55:34.650
4		1:32.848	36.144	30.804	25.900	223.1	13:56:55.195	4		1:32.519	36.120	30.547	25.852	225.0	13:57:07.169
5		1:32.576	35.928	30.798	25.850	223.6	13:58:27.771	5		1:32.733	36.000	30.763	25.970	225.4	13:58:39.902
6		1:32.560	36.034	30.672	25.854	222.6	14:00:00.331	6		1:32.810	36.321	30.660	25.829	225.0	14:00:12.712
7		1:32.433	35.869	30.701	25.863	222.6	14:01:32.764	7		1:32.922	35.948	30.864	26.110	225.0	14:01:45.634
8		1:32.342	35.823	30.645	25.874	223.1	14:03:05.106	8		1:32.838	35.861	30.826	26.151	225.0	14:03:18.472
9		1:32.632	35.953	30.643	26.036	222.6	14:04:37.738	9		1:33.332	36.344	30.900	26.088	224.5	14:04:51.804
10		1:43.192 P	37.571	31.943	33.678	222.2	14:06:20.930	10		1:32.937	35.905	30.876	26.156	223.1	14:06:24.741
								11		1:48.364 P	38.373	35.197	34.794	223.6	14:08:13.105

52 1 Suleiman Zanfari **96** 1 Oliver Goethe
 R 2 GLOBAL RACING SERVICES R 2 MP MOTORSPORT

Vta	D	Tiempo	Sector 1	Sector 2	Sector 3	V.Max	Elapsed	Vta	D	Tiempo	Sector 1	Sector 2	Sector 3	V.Max	Elapsed
1		13:53:04.269	13:52:03.066	34.169	27.034	109.3	13:53:04.269	1		13:51:53.074	13:50:52.899	33.058	27.117	96.2	13:51:53.074
2		1:35.884	38.000	31.613	26.271	184.6	13:54:40.153	2		1:34.673	37.446	31.090	26.137	204.1	13:53:27.747
3		1:33.508	36.479	30.961	26.068	219.9	13:56:13.661	3		1:33.054	36.236	30.777	26.041	223.1	13:55:00.801
4		1:32.956	36.128	30.858	25.970	220.8	13:57:46.617	4		1:32.670	35.955	30.749	25.966	225.9	13:56:33.471
5		1:32.976	36.052	30.802	26.122	221.3	13:59:19.593	5		1:37.104	36.283	33.976	26.845	227.8	13:58:10.575
6		1:33.157	36.166	30.884	26.107	220.4	14:00:52.750	6		1:32.285	35.762	30.562	25.961	224.0	13:59:42.860
7		1:33.299	36.149	30.908	26.242	220.8	14:02:26.049	7		1:34.009	35.720	30.603	27.686	223.6	14:01:16.869
8		1:33.290	36.158	30.935	26.197	219.9	14:03:59.339	8		1:32.194	35.693	30.616	25.885	224.0	14:02:49.063
9		1:33.794	36.443	31.079	26.272	219.5	14:05:33.133	9		1:33.271	35.765	31.366	26.140	227.8	14:04:22.334
10		1:44.579 P	36.460	31.175	36.944	218.6	14:07:17.712	10		1:32.541	35.820	30.785	25.936	223.6	14:05:54.875
								11		1:54.455 P	41.547	36.780	36.128	202.2	14:07:49.330



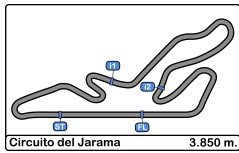


Circuito del Jarama
F4 SPANISH CHAMPIONSHIP
Qualifying - 1
Best Sectors Results



Sector - 1				Sector - 2				Sector - 3				Vuelta Ideal vs Mejor Vuelta			
Clas	Nº	Nombre	Tiempo	Nº	Nombre	Tiempo	Nº	Nombre	Tiempo	Clas	Nº	Nombre	Vta. Ideal	Mejor Vta.	Clas
1	27	Kas Haverkort	35.657	27	Kas Haverkort	30.482	27	Kas Haverkort	25.709	1	27	Kas Haverkort	1:31.848	1:31.945	1
2	64	Mari Boya	35.682	88	Mehrbod Shameli	30.547	13	Joshua Dufek	25.790	2	96	Oliver Goethe	1:32.140	1:32.194	3
3	96	Oliver Goethe	35.693	96	Oliver Goethe	30.562	15	Lena Buhler	25.804	3	15	Lena Buhler	1:32.162	1:32.171	2
4	11	Enzo Joulle	35.714	13	Joshua Dufek	30.586	23	Thomas Ten Brinke	25.809	4	64	Mari Boya	1:32.183	1:32.224	5
5	15	Lena Buhler	35.750	23	Thomas Ten Brinke	30.588	88	Mehrbod Shameli	25.829	5	13	Joshua Dufek	1:32.191	1:32.216	4
6	23	Thomas Ten Brinke	35.794	64	Mari Boya	30.590	44	Guilherme Oliveira	25.850	6	23	Thomas Ten Brinke	1:32.191	1:32.434	7
7	13	Joshua Dufek	35.815	15	Lena Buhler	30.608	34	Enric Bordás	25.865	7	88	Mehrbod Shameli	1:32.237	1:32.519	9
8	44	Guilherme Oliveira	35.823	44	Guilherme Oliveira	30.643	96	Oliver Goethe	25.885	8	44	Guilherme Oliveira	1:32.316	1:32.342	6
9	22	Paul Adrien Pallot	35.838	11	Enzo Joulle	30.696	64	Mari Boya	25.911	9	11	Enzo Joulle	1:32.332	1:32.489	8
10	88	Mehrbod Shameli	35.861	34	Enric Bordás	30.743	11	Enzo Joulle	25.922	10	34	Enric Bordás	1:32.500	1:32.625	10
11	34	Enric Bordás	35.892	7	Lorenzo Fluxá	30.754	33	Carles Martínez	25.946	11	22	Paul Adrien Pallot	1:32.617	1:32.669	11
12	7	Lorenzo Fluxá	35.989	22	Paul Adrien Pallot	30.785	7	Lorenzo Fluxá	25.966	12	7	Lorenzo Fluxá	1:32.709	1:32.716	12
13	33	Carles Martínez	36.004	33	Carles Martínez	30.791	52	Suleiman Zanfari	25.970	13	33	Carles Martínez	1:32.741	1:32.826	13
14	52	Suleiman Zanfari	36.052	52	Suleiman Zanfari	30.802	22	Paul Adrien Pallot	25.994	14	52	Suleiman Zanfari	1:32.824	1:32.956	14
15	31	Alejandro García	36.086	31	Alejandro García	30.854	75	Nicolas Baptiste	26.073	15	31	Alejandro García	1:33.053	1:33.083	15
16	75	Nicolas Baptiste	36.300	75	Nicolas Baptiste	31.143	31	Alejandro García	26.113	16	75	Nicolas Baptiste	1:33.516	1:33.620	16



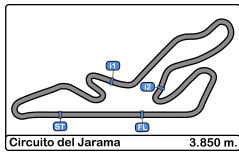


Circuito del Jarama
F4 SPANISH CHAMPIONSHIP
Qualifying - 1
Best 5 Lap Times



Clas	Nº	Nombre	Nac.	Concursante	Vehiculo	Cat	Mejor 1		Mejor 2		Mejor 3		Mejor 4		Mejor 5	
							Tiempo	Vta.	Tiempo	Vta.	Tiempo	Vta.	Tiempo	Vta.	Tiempo	Vta.
1	27	Kas Haverkort	NLD	MP MOTORSPORT		R	1:31.945	6	1:31.953	9	1:31.956	7	1:32.037	5	1:32.043	8
2	15	Lena Buhler	CHE	DRIVEX		R	1:32.171	8	1:32.259	9	1:32.288	5	1:32.296	6	1:32.432	10
3	96	Oliver Goethe	DNK	MP MOTORSPORT		R	1:32.194	8	1:32.285	6	1:32.541	10	1:32.670	4	1:33.054	3
4	13	Joshua Dufek	CHE	MP MOTORSPORT		R	1:32.216	6	1:32.405	7	1:32.587	9	1:32.932	8	1:32.933	5
5	64	Mari Boya	ESP	MP MOTORSPORT		R	1:32.224	6	1:32.292	10	1:32.304	9	1:32.380	5	1:32.480	4
6	44	Guilherme Oliveira	PRT	DRIVEX		R	1:32.342	8	1:32.433	7	1:32.560	6	1:32.576	5	1:32.632	9
7	23	Thomas Ten Brinke	NLD	MP MOTORSPORT		R	1:32.434	5	1:32.460	8	1:32.509	9	1:32.554	7	1:32.565	4
8	11	Enzo Joulle	FRA	MP MOTORSPORT		R	1:32.489	4	1:32.522	6	1:32.560	7	1:32.636	8	1:32.785	9
9	88	Mehrbod Shameli	IRN	XCEL MOTORSPORT		R	1:32.519	4	1:32.733	5	1:32.810	6	1:32.838	8	1:32.922	7
10	34	Enric Bordás	ESP	FÓRMULA DE CAMPEONES		R	1:32.625	6	1:32.645	5	1:32.753	4	1:32.773	7	1:32.824	8
11	22	Paul Adrien Pallot	FRA	DRIVEX			1:32.669	5	1:32.791	4	1:32.906	7	1:32.906	9	1:33.057	8
12	7	Lorenzo Fluxá	ESP	GLOBAL RACING SERVICES		R	1:32.716	4	1:32.785	6	1:32.899	5	1:33.063	8	1:33.190	3
13	33	Carles Martínez	ESP	FÓRMULA DE CAMPEONES			1:32.826	5	1:32.851	7	1:32.961	6	1:33.147	4	1:33.217	8
14	52	Suleiman Zanfari	MAR	GLOBAL RACING SERVICES		R	1:32.956	4	1:32.976	5	1:33.157	6	1:33.290	8	1:33.299	7
15	31	Alejandro García	MEX	GLOBAL RACING SERVICES			1:33.083	5	1:33.356	3	1:33.361	4	1:33.382	6	1:33.638	7
16	75	Nicolas Baptiste	COL	DRIVEX		R	1:33.620	4	1:34.092	6	1:34.129	7	1:34.436	3	1:34.892	5

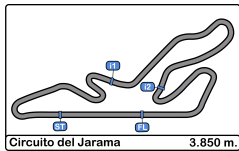




Circuito del Jarama
F4 SPANISH CHAMPIONSHIP
Qualifying - 1
Best 5 Top Speeds



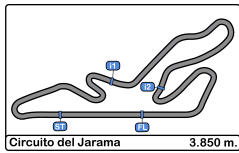
Cla	Nº	Nombre	Nac.	Concursante	Vehiculo	Cat	Maxima 1		Maxima 2		Maxima 3		Maxima 4		Maxima 5		Media
							Km/h	Vta.	Km/h	Vta.	Km/h	Vta.	Km/h	Vta.	Km/h	Vta.	
1	96	Oliver Goethe	DNK	MP MOTORSPORT		R	227.8	5	227.8	9	225.9	4	224.0	6	224.0	8	225.9
2	22	Paul Adrien Pallot	FRA	DRIVEX			227.3	5	225.9	4	225.0	6	225.0	7	225.0	8	225.6
3	23	Thomas Ten Brinke	NLD	MP MOTORSPORT		R	226.8	5	226.8	6	226.4	9	225.9	4	225.4	10	226.3
4	13	Joshua Dufek	CHE	MP MOTORSPORT		R	225.9	8	225.0	9	224.0	7	223.6	4	223.6	10	224.4
5	11	Enzo Joulle	FRA	MP MOTORSPORT		R	225.4	5	225.4	8	225.0	4	225.0	9	224.5	3	225.0
6	88	Mehrbod Shameli	IRN	XCEL MOTORSPORT		R	225.4	5	225.0	4	225.0	6	225.0	7	225.0	8	225.0
7	7	Lorenzo Fluxá	ESP	GLOBAL RACING SERVICES		R	225.0	4	224.0	5	224.0	6	224.0	8	223.6	7	224.1
8	15	Lena Buhler	CHE	DRIVEX		R	225.0	5	225.0	9	224.5	4	224.5	6	224.5	7	224.7
9	27	Kas Haverkort	NLD	MP MOTORSPORT		R	225.0	8	224.5	7	224.5	9	224.0	4	224.0	5	224.4
10	31	Alejandro García	MEX	GLOBAL RACING SERVICES			225.0	6	223.6	3	223.6	4	223.6	8	223.1	5	223.7
11	34	Enric Bordás	ESP	FÓRMULA DE CAMPEONES		R	225.0	9	224.5	4	224.0	5	224.0	6	224.0	7	224.3
12	64	Mari Boya	ESP	MP MOTORSPORT		R	225.0	9	224.0	6	223.6	5	223.6	10	223.6	11	223.9
13	33	Carles Martínez	ESP	FÓRMULA DE CAMPEONES			224.0	8	223.6	5	223.6	7	223.1	3	223.1	4	223.5
14	75	Nicolas Baptiste	COL	DRIVEX		R	224.0	4	224.0	5	224.0	6	223.1	3	221.7	7	223.4
15	44	Guilherme Oliveira	PRT	DRIVEX		R	223.6	5	223.1	4	223.1	8	222.6	6	222.6	7	223.0
16	52	Suleiman Zanfari	MAR	GLOBAL RACING SERVICES		R	221.3	5	220.8	4	220.8	7	220.4	6	219.9	3	220.6



Circuito del Jarama
F4 SPANISH CHAMPIONSHIP
Qualifying - 1
Fastest Laps Sequence



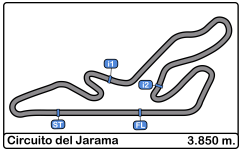
<u>Vta</u>	<u>Hora Día</u>	<u>T Sesion</u>	<u>Nº</u>	<u>Nombre</u>	<u>Nac.</u>	<u>Concursante</u>	<u>Vehiculo</u>	<u>Cat</u>	<u>Time</u>	<u>Km/h</u>
2	13:53:17.857	3:17.857	33	Carles Martínez	ESP	FÓRMULA DE CAMPEONES			1:34.936	145.9
2	13:53:24.518	3:24.518	64	Mari Boya	ESP	MP MOTORSPORT		R	1:34.137	147.2
3	13:54:51.461	4:51.461	33	Carles Martínez	ESP	FÓRMULA DE CAMPEONES			1:33.604	148.0
3	13:54:54.905	4:54.905	34	Enric Bordás	ESP	FÓRMULA DE CAMPEONES		R	1:33.371	148.4
3	13:54:57.285	4:57.285	64	Mari Boya	ESP	MP MOTORSPORT		R	1:32.767	149.4
3	13:55:47.180	5:47.180	27	Kas Haverkort	NLD	MP MOTORSPORT		R	1:32.596	149.6
4	13:56:29.765	6:29.765	64	Mari Boya	ESP	MP MOTORSPORT		R	1:32.480	149.8
4	13:57:19.380	7:19.380	27	Kas Haverkort	NLD	MP MOTORSPORT		R	1:32.200	150.3
5	13:58:51.417	8:51.417	27	Kas Haverkort	NLD	MP MOTORSPORT		R	1:32.037	150.5
6	14:00:23.362	10:23.362	27	Kas Haverkort	NLD	MP MOTORSPORT		R	1:31.945	150.7



Circuito del Jarama
F4 SPANISH CHAMPIONSHIP
Qualifying - 1
Event Best Maximum Speed

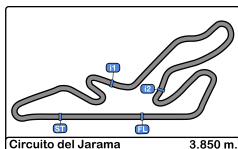


Nº	Nombre	Nac.	Concursante	Vehiculo	Cat	Clas	Km/h	Sesion
15	Lena Buhler	CHE	DRIVEX		R	1	230.7	Free Practice - 2
64	Mari Boya	ESP	MP MOTORSPORT		R	2	230.2	Free Practice - 2
7	Lorenzo Fluxá	ESP	GLOBAL RACING SERVICES		R	3	229.7	Free Practice - 2
23	Thomas Ten Brinke	NLD	MP MOTORSPORT		R	4	228.8	Free Practice - 2
96	Oliver Goethe	DNK	MP MOTORSPORT		R	5	228.8	Free Practice - 2
13	Joshua Dufek	CHE	MP MOTORSPORT		R	6	228.8	Free Practice - 2
22	Paul Adrien Pallot	FRA	DRIVEX				228.3	Free Practice - 2
88	Mehrbod	IRN	XCEL MOTORSPORT		R	7	227.8	Free Practice - 2
34	Enric Bordás	ESP	FÓRMULA DE CAMPEONES		R	8	227.8	Free Practice - 2
27	Kas Haverkort	NLD	MP MOTORSPORT		R	9	227.3	Free Practice - 2
31	Alejandro García	MEX	GLOBAL RACING SERVICES				226.8	Free Practice - 2
75	Nicolas Baptiste	COL	DRIVEX		R	10	226.8	Free Practice - 2
44	Guilherme Oliveira	PRT	DRIVEX		R	11	226.4	Free Practice - 2
11	Enzo Joullie	FRA	MP MOTORSPORT		R	12	226.4	Free Practice - 2
52	Suleiman Zanfari	MAR	GLOBAL RACING SERVICES		R	13	225.9	Free Practice - 2
33	Carles Martínez	ESP	FÓRMULA DE CAMPEONES				225.4	Free Practice - 2



Circuito del Jarama
F4 SPANISH CHAMPIONSHIP
Qualifying - 1
Pit Stop Analysis





Circuito del Jarama
F4 SPANISH CHAMPIONSHIP
 Qualifying - 1
Final Results



Clas	Nº	Nombre	Nac.	Concursante	Vehiculo	Cat	Clas	N.V.	V.R.	Tiempo	Dif 1º	Dif Ant.	Km/h
1	27	Kas Haverkort	NLD	MP MOTORSPORT		R	1	11	6	1:31.945			150.7
2	15	Lena Buhler	CHE	DRIVEX		R	2	11	8	1:32.171	0.226	0.226	150.3
3	96	Oliver Goethe	DNK	MP MOTORSPORT		R	3	11	8	1:32.194	0.249	0.023	150.3
4	13	Joshua Dufek	CHE	MP MOTORSPORT		R	4	11	6	1:32.216	0.271	0.022	150.2
5	64	Mari Boya	ESP	MP MOTORSPORT		R	5	11	6	1:32.224	0.279	0.008	150.2
6	44	Guilherme Oliveira	PRT	DRIVEX		R	6	10	8	1:32.342	0.397	0.118	150.0
7	23	Thomas Ten Brinke	NLD	MP MOTORSPORT		R	7	11	5	1:32.434	0.489	0.092	149.9
8	11	Enzo Joullie	FRA	MP MOTORSPORT		R	8	11	4	1:32.489	0.544	0.055	149.8
9	88	Mehrbod Shameli	IRN	XCEL MOTORSPORT		R	9	11	4	1:32.519	0.574	0.030	149.8
10	34	Enric Bordás	ESP	FÓRMULA DE CAMPEONES		R	10	11	6	1:32.625	0.680	0.106	149.6
11	22	Paul Adrien Pallot	FRA	DRIVEX				11	5	1:32.669	0.724	0.044	149.5
12	7	Lorenzo Fluxá	ESP	GLOBAL RACING SERVICES		R	11	11	4	1:32.716	0.771	0.047	149.4
13	33	Carles Martínez	ESP	FÓRMULA DE CAMPEONES				11	5	1:32.826	0.881	0.110	149.3
14	52	Suleiman Zanfari	MAR	GLOBAL RACING SERVICES		R	12	10	4	1:32.956	1.011	0.130	149.1
15	31	Alejandro García	MEX	GLOBAL RACING SERVICES				9	5	1:33.083	1.138	0.127	148.8
16	75	Nicolas Baptiste	COL	DRIVEX		R	13	8	4	1:33.620	1.675	0.537	148.0

Publicada a las :.....

Track

18.5 °C

Air Temp: 18.8 °C

Humidity: 63 %

Track

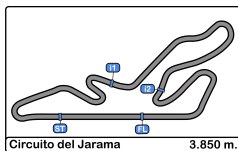
WET

Comisarios Deportivos:

Director de Carrera:

Cronometrador:





Circuito del Jarama
F4 SPANISH CHAMPIONSHIP
Qualifying - 2
Provisional Results



Clas	Nº	Nombre	Nac.	Concursante	Vehiculo	Cat	Clas	N.V.	V.R.	Tiempo	Dif 1º	Dif Ant.	Km/h
1	27	Kas Haverkort	NLD	MP MOTORSPORT		R	1	11	6	1:31.515			151.4
2	64	Mari Boya	ESP	MP MOTORSPORT		R	2	11	5	1:31.760	0.245	0.245	151.0
3	96	Oliver Goethe	DNK	MP MOTORSPORT		R	3	11	5	1:31.922	0.407	0.162	150.7
4	15	Lena Buhler	CHE	DRIVEX		R	4	10	6	1:32.009	0.494	0.087	150.6
5	23	Thomas Ten Brinke	NLD	MP MOTORSPORT		R	5	11	5	1:32.135	0.620	0.126	150.4
6	13	Joshua Dufek	CHE	MP MOTORSPORT		R	6	11	6	1:32.205	0.690	0.070	150.3
7	11	Enzo Joulle	FRA	MP MOTORSPORT		R	7	10	5	1:32.210	0.695	0.005	150.3
8	34	Enric Bordás	ESP	FÓRMULA DE CAMPEONES		R	8	11	4	1:32.394	0.879	0.184	150.0
9	44	Guilherme Oliveira	PRT	DRIVEX		R	9	11	8	1:32.473	0.958	0.079	149.8
10	7	Lorenzo Fluxá	ESP	GLOBAL RACING SERVICES		R	10	11	5	1:32.520	1.005	0.047	149.8
11	22	Paul Adrien Pallot	FRA	DRIVEX				10	5	1:32.691	1.176	0.171	149.5
12	33	Carles Martínez	ESP	FÓRMULA DE CAMPEONES				11	6	1:32.707	1.192	0.016	149.5
13	52	Suleiman Zanfari	MAR	GLOBAL RACING SERVICES		R	11	9	5	1:32.754	1.239	0.047	149.4
14	31	Alejandro García	MEX	GLOBAL RACING SERVICES				8	5	1:32.965	1.450	0.211	149.0
15	75	Nicolas Baptiste	COL	DRIVEX		R	12	11	7	1:33.403	1.888	0.438	148.3
16	88	Mehrbod Shameli	IRN	XCEL MOTORSPORT		R	13	1	1	15:48:36.224	15:47:04.	15:47:02.	00.0

Publicada a las :.....

Track

16.8 °C

Air Temp: 18.4 °C

Humidity: 63 %

Track

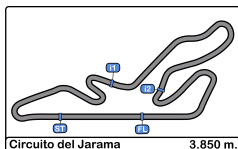
DRY

Comisarios Deportivos:

Director de Carrera:

Cronometrador:





Circuito del Jarama
F4 SPANISH CHAMPIONSHIP
Qualifying - 2



Provisional 2 Fastest Lap Results

Clas	Nº	Nombre	Nac.	Concursante	Vehiculo	Cat	Clas	N.V.	V.R.	Tiempo	Dif 1º	Dif Ant.	Km/h
1	27	Kas Haverkort	NLD	MP MOTORSPORT		R	1	11	5	1:31.729			151.4
2	64	Mari Boya	ESP	MP MOTORSPORT		R	2	11	6	1:31.919	0.190	0.190	151.0
3	15	Lena Buhler	CHE	DRIVEX		R	3	10	5	1:32.156	0.427	0.237	150.6
4	13	Joshua Dufek	CHE	MP MOTORSPORT		R	4	11	5	1:32.210	0.481	0.054	150.3
5	23	Thomas Ten Brinke	NLD	MP MOTORSPORT		R	5	11	4	1:32.214	0.485	0.004	150.4
6	11	Enzo Joulle	FRA	MP MOTORSPORT		R	6	10	6	1:32.267	0.538	0.053	150.3
7	96	Oliver Goethe	DNK	MP MOTORSPORT		R	7	11	9	1:32.273	0.544	0.006	150.7
8	44	Guilherme Oliveira	PRT	DRIVEX		R	8	11	5	1:32.492	0.763	0.219	149.8
9	34	Enric Bordás	ESP	FÓRMULA DE CAMPEONES		R	9	11	5	1:32.614	0.885	0.122	150.0
10	22	Paul Adrien Pallot	FRA	DRIVEX				10	7	1:32.837	1.108	0.223	149.5
11	7	Lorenzo Fluxá	ESP	GLOBAL RACING SERVICES		R	10	11	6	1:32.856	1.127	0.019	149.8
12	52	Suleiman Zanfari	MAR	GLOBAL RACING SERVICES		R	11	9	4	1:32.950	1.221	0.094	149.4
13	31	Alejandro García	MEX	GLOBAL RACING SERVICES				8	7	1:32.993	1.264	0.043	149.0
14	33	Carles Martínez	ESP	FÓRMULA DE CAMPEONES				11	9	1:33.003	1.274	0.010	149.5
15	75	Nicolas Baptiste	COL	DRIVEX		R	12	11	8	1:33.483	1.754	0.480	148.3
16	88	Mehrbod Shameli	IRN	XCEL MOTORSPORT		R	13	1	0	9:46:39.000	9:45:07.2	9:45:05.5	00.0

Publicada a las :.....

Track

16.8 °C

Air Temp: 18.4 °C

Humidity: 63 %

Track

DRY

Comisarios Deportivos:

Director de Carrera:

Cronometrador:



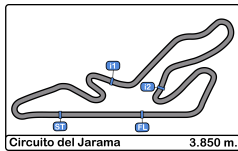


Circuito del Jarama
F4 SPANISH CHAMPIONSHIP
Qualifying - 2
Lap Analysis



7							22								
1 Lorenzo Fluxá							1 Paul Adrien Pallot								
R 2 GLOBAL RACING SERVICES							2 DRIVEX								
Vta	D	Tiempo	Sector 1	Sector 2	Sector 3	V.Max	Elapsed	Vta	D	Tiempo	Sector 1	Sector 2	Sector 3	V.Max	Elapsed
1		15:47:58.595	15:46:57.723	33.575	27.297	113.3	15:47:58.595	1		15:48:08.435	15:47:06.374	34.649	27.412	112.5	15:48:08.435
2		1:35.234	37.822	31.345	26.067	202.6	15:49:33.829	2		1:35.873	38.597	31.129	26.147	190.4	15:49:44.308
3		1:32.967	36.269	30.744	25.954	222.6	15:51:06.796	3		1:33.258	36.457	30.778	26.023	224.0	15:51:17.566
4		1:32.972	36.188	30.813	25.971	223.1	15:52:39.768	4		1:33.074	36.346	30.729	25.999	224.0	15:52:50.640
5		1:32.520	35.906	30.744	25.870	224.5	15:54:12.288	5		1:32.691	35.771	30.832	26.088	224.5	15:54:23.331
6		1:32.856	36.042	30.791	26.023	223.1	15:55:45.144	6		1:33.072	36.106	30.873	26.093	224.5	15:55:56.403
7		1:32.998	35.953	30.868	26.177	224.0	15:57:18.142	7		1:32.837	35.965	30.848	26.024	224.0	15:57:29.240
8		1:33.486	36.410	30.926	26.150	222.6	15:58:51.628	8		1:32.991	35.900	30.900	26.191	225.9	15:59:02.231
9		1:33.282	36.110	31.021	26.151	223.6	16:00:24.910	9		1:33.086	36.117	30.778	26.191	225.9	16:00:35.317
10		1:33.488	36.284	31.024	26.180	222.2	16:01:58.398	10		1:41.625 P	36.265	31.055	34.305	223.1	16:02:16.942
11		1:47.186 P	38.803	32.248	36.135	208.0	16:03:45.584								
11							23								
1 Enzo Joulle							1 Thomas Ten Brinke								
R 2 MP MOTORSPORT							2 MP MOTORSPORT								
Vta	D	Tiempo	Sector 1	Sector 2	Sector 3	V.Max	Elapsed	Vta	D	Tiempo	Sector 1	Sector 2	Sector 3	V.Max	Elapsed
1		15:47:56.715	15:46:56.339	33.342	27.034	109.8	15:47:56.715	1		15:47:53.580	15:46:53.984	32.671	26.925	112.6	15:47:53.580
2		1:34.596	37.211	31.134	26.251	216.0	15:49:31.311	2		1:34.788	37.404	31.270	26.114	192.1	15:49:28.368
3		1:32.930	36.226	30.753	25.951	220.8	15:51:04.241	3		1:32.803	36.140	30.788	25.875	219.9	15:51:01.171
4		1:32.740	36.023	30.741	25.976	221.3	15:52:36.981	4		1:32.214	35.907	30.574	25.733	221.3	15:52:33.385
5		1:32.210	35.754	30.605	25.851	223.6	15:54:09.191	5		1:32.135	35.682	30.629	25.824	222.2	15:54:05.520
6		1:32.267	35.725	30.684	25.858	222.6	15:55:41.458	6		1:36.904	35.864	33.260	27.780	224.0	15:55:42.424
7		1:32.587	35.743	30.661	26.183	225.0	15:57:14.045	7		1:32.222	35.738	30.636	25.848	225.0	15:57:14.646
8		1:39.966	41.359	32.579	26.028	153.8	15:58:54.011	8		1:32.382	35.693	30.692	25.997	225.4	15:58:47.028
9		1:32.682	35.803	30.911	25.968	223.6	16:00:26.693	9		1:32.541	35.727	30.883	25.931	224.5	16:00:19.569
10		1:37.756 P	35.937	30.697	31.122	223.6	16:02:04.449	10		1:32.612	35.816	30.770	26.026	223.1	16:01:52.181
11								11		1:51.422 P	43.929	32.168	35.325	187.1	16:03:43.603
13							27								
1 Joshua Dufek							1 Kas Haverkort								
R 2 MP MOTORSPORT							2 MP MOTORSPORT								
Vta	D	Tiempo	Sector 1	Sector 2	Sector 3	V.Max	Elapsed	Vta	D	Tiempo	Sector 1	Sector 2	Sector 3	V.Max	Elapsed
1		15:47:49.567	15:46:50.508	32.282	26.777	112.2	15:47:49.567	1		15:47:44.191	15:46:44.767	32.228	27.196	113.6	15:47:44.191
2		1:34.094	37.043	30.996	26.055	216.4	15:49:23.661	2		1:34.593	37.532	31.185	25.876	217.3	15:49:18.784
3		1:33.518	36.061	31.136	26.321	220.8	15:50:57.179	3		1:32.357	36.143	30.545	25.669	219.5	15:50:51.141
4		1:32.347	35.924	30.583	25.840	221.7	15:52:29.526	4		1:31.870	35.825	30.387	25.658	222.6	15:52:23.011
5		1:32.210	35.728	30.557	25.925	223.1	15:54:01.736	5		1:31.729	35.613	30.426	25.690	224.5	15:53:54.740
6		1:32.205	35.708	30.604	25.893	223.1	15:55:33.941	6		1:31.515	35.421	30.390	25.704	225.9	15:55:26.255
7		1:33.536	35.956	31.540	26.040	223.6	15:57:07.477	7		1:36.478	36.541	34.026	25.911	223.1	15:57:02.733
8		1:32.455	35.888	30.670	25.897	223.6	15:58:39.932	8		1:32.244	35.671	30.608	25.965	225.0	15:58:34.977
9		1:32.432	35.693	30.794	25.945	224.0	16:00:12.364	9		1:37.997	36.106	34.002	27.889	223.6	16:00:12.974
10		1:32.399	35.659	30.683	26.057	223.1	16:01:44.763	10		1:32.344	35.698	30.623	26.023	227.3	16:01:45.318
11		1:53.623 P	42.515	34.826	36.282	217.3	16:03:38.386	11		1:50.547 P	41.313	34.484	34.750	212.5	16:03:35.865
15							31								
1 Lena Buhler							1 Alejandro García								
R 2 DRIVEX							2 GLOBAL RACING SERVICES								
Vta	D	Tiempo	Sector 1	Sector 2	Sector 3	V.Max	Elapsed	Vta	D	Tiempo	Sector 1	Sector 2	Sector 3	V.Max	Elapsed
1		15:48:07.279	15:47:05.243	34.224	27.812	100.9	15:48:07.279	1		15:48:01.475	15:46:59.892	34.038	27.545	99.3	15:48:01.475
2		1:36.098	38.113	31.356	26.629	218.1	15:49:43.377	2		1:35.546	37.705	31.583	26.258	197.0	15:49:37.021
3		1:33.092	36.296	30.802	25.994	221.7	15:51:16.469	3		1:33.427	36.414	30.892	26.121	219.9	15:51:10.448
4		1:32.491	36.025	30.634	25.832	222.6	15:52:48.960	4		1:33.073	36.150	30.894	26.029	220.8	15:52:43.521
5		1:32.156	35.715	30.644	25.797	224.5	15:54:21.116	5		1:32.965	35.938	30.974	26.053	221.7	15:54:16.486
6		1:32.009	35.632	30.592	25.785	224.5	15:55:53.125	6		1:33.017	36.129	30.795	26.093	221.3	15:55:49.503
7		1:32.158	35.686	30.596	25.876	226.4	15:57:25.283	7		1:32.993	35.982	30.807	26.204	221.7	15:57:22.496
8		1:32.414	35.793	30.693	25.928	225.0	15:58:57.697	8		1:39.458 P	36.076	31.092	32.290	222.2	15:59:01.954
9		1:32.422	35.816	30.625	25.981	225.0	16:00:30.119								
10		1:43.230 P	35.985	30.720	36.525	224.0	16:02:13.349								





Circuito del Jarama
F4 SPANISH CHAMPIONSHIP
Qualifying - 2
Lap Analysis



33 1 Carles Martínez **64** 1 Mari Boya
 2 FÓRMULA DE CAMPEONES R 2 MP MOTORSPORT

Vta	D	Tiempo	Sector 1	Sector 2	Sector 3	V.Max	Elapsed	Vta	D	Tiempo	Sector 1	Sector 2	Sector 3	V.Max	Elapsed
1		15:47:40.767	15:46:41.635	32.461	26.671	117.7	15:47:40.767	1		15:47:47.712	15:46:49.148	32.082	26.482	116.3	15:47:47.712
2		1:34.096	37.002	30.966	26.128	220.4	15:49:14.863	2		1:33.943	37.000	30.876	26.067	216.8	15:49:21.655
3		1:42.910	36.355	39.329	27.226	221.3	15:50:57.773	3		1:32.352	36.044	30.532	25.776	220.4	15:50:54.007
4		1:33.273	36.519	30.756	25.998	225.0	15:52:31.046	4		1:32.039	35.744	30.542	25.753	221.7	15:52:26.046
5		1:33.044	35.901	31.102	26.041	224.5	15:54:04.090	5		1:31.760	35.566	30.407	25.787	222.2	15:53:57.806
6		1:32.707	35.986	30.767	25.954	224.0	15:55:36.797	6		1:31.919	35.550	30.495	25.874	223.6	15:55:29.725
7		1:33.156	36.062	31.049	26.045	223.1	15:57:09.953	7		1:43.046	40.255	36.769	26.022	212.5	15:57:12.771
8		1:33.020	36.045	30.870	26.105	223.6	15:58:42.973	8		1:32.348	35.688	30.643	26.017	224.0	15:58:45.119
9		1:33.003	35.981	30.938	26.084	225.0	16:00:15.976	9		1:32.348	35.787	30.582	25.979	224.0	16:00:17.467
10		1:33.071	36.072	30.882	26.117	223.1	16:01:49.047	10		1:32.484	35.658	30.795	26.031	224.5	16:01:49.951
11		1:50.595 P	38.834	34.945	36.816	221.7	16:03:39.642	11		1:50.707 P	39.731	33.685	37.291	222.6	16:03:40.658

34 1 Enric Bordás **75** 1 Nicolas Baptiste
 R 2 FÓRMULA DE CAMPEONES R 2 DRIVEX

Vta	D	Tiempo	Sector 1	Sector 2	Sector 3	V.Max	Elapsed	Vta	D	Tiempo	Sector 1	Sector 2	Sector 3	V.Max	Elapsed
1		15:47:41.652	15:46:43.053	31.909	26.690	117.1	15:47:41.652	1		15:48:13.544	15:47:10.218	35.209	28.117	103.5	15:48:13.544
2		1:35.227	36.728	30.879	27.620	222.6	15:49:16.879	2		1:37.741	38.676	32.305	26.760	204.5	15:49:51.285
3		1:32.715	36.168	30.692	25.855	222.6	15:50:49.594	3		1:34.567	37.032	31.169	26.366	220.4	15:51:25.852
4		1:32.394	35.896	30.618	25.880	221.7	15:52:21.988	4		1:34.186	36.600	31.186	26.400	221.7	15:53:00.038
5		1:32.614	35.919	30.615	26.080	222.2	15:53:54.602	5		1:33.634	36.417	30.983	26.234	222.2	15:54:33.672
6		1:32.887	36.198	30.690	25.999	218.6	15:55:27.489	6		1:33.549	36.441	30.967	26.141	221.7	15:56:07.221
7		1:34.123	36.432	31.778	25.913	223.1	15:57:01.612	7		1:33.403	36.197	31.060	26.146	223.6	15:57:40.624
8		1:34.531	35.945	30.835	27.751	222.2	15:58:36.143	8		1:33.483	36.419	31.008	26.056	223.1	15:59:14.107
9		1:32.860	36.079	30.819	25.962	223.6	16:00:09.003	9		1:34.222	36.582	31.347	26.293	224.0	16:00:48.329
10		1:33.052	36.022	30.861	26.169	222.2	16:01:42.055	10		1:33.911	36.516	31.053	26.342	222.2	16:02:22.240
11		1:51.489 P	40.365	35.812	35.312	210.5	16:03:33.544	11		1:47.620 P	38.658	32.948	36.014	215.5	16:04:09.860

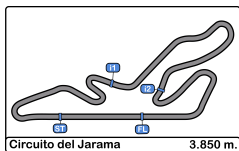
44 1 Guilherme Oliveira **88** 1 Mehrbod Sharneli
 R 2 DRIVEX R 2 XCEL MOTORSPORT

Vta	D	Tiempo	Sector 1	Sector 2	Sector 3	V.Max	Elapsed	Vta	D	Tiempo	Sector 1	Sector 2	Sector 3	V.Max	Elapsed
1		15:48:07.751	15:47:06.045	34.061	27.645	100.8	15:48:07.751	1		15:48:36.224 P	15:47:04.982	33.663	57.579	113.4	15:48:36.224
2		1:36.149	38.108	31.408	26.633	216.8	15:49:43.900								
3		1:34.625	37.876	30.780	25.969	204.5	15:51:18.525								
4		1:32.579	36.185	30.585	25.809	222.2	15:52:51.104								
5		1:32.492	35.861	30.689	25.942	225.4	15:54:23.596								
6		1:34.459	37.674	30.890	25.895	227.8	15:55:58.055								
7		1:32.764	35.958	30.872	25.934	223.1	15:57:30.819								
8		1:32.473	35.877	30.742	25.854	223.6	15:59:03.292								
9		1:33.036	36.084	31.016	25.936	225.0	16:00:36.328								
10		1:33.138	36.260	30.887	25.991	223.1	16:02:09.466								
11		1:56.518 P	41.429	38.182	36.907	219.9	16:04:05.984								

52 1 Suleiman Zanfari
 R 2 GLOBAL RACING SERVICES

Vta	D	Tiempo	Sector 1	Sector 2	Sector 3	V.Max	Elapsed
1		15:48:04.022	15:47:02.060	34.778	27.184	109.2	15:48:04.022
2		1:36.444	38.298	31.890	26.256	213.8	15:49:40.466
3		1:33.052	36.268	30.713	26.071	219.0	15:51:13.518
4		1:32.950	36.171	30.775	26.004	219.9	15:52:46.468
5		1:32.754	35.970	30.803	25.981	220.8	15:54:19.222
6		1:33.008	36.131	30.795	26.082	220.4	15:55:52.230
7		1:34.855	37.697	30.950	26.208	221.7	15:57:27.085
8		1:33.258	36.170	30.930	26.158	221.7	15:59:00.343
9		1:39.390 P	36.188	30.973	32.229	220.8	16:00:39.733



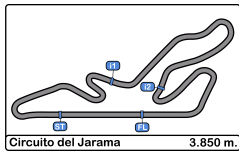


Circuito del Jarama
F4 SPANISH CHAMPIONSHIP
Qualifying - 2
Best Sectors Results



Sector - 1				Sector - 2				Sector - 3				Vuelta Ideal vs Mejor Vuelta			
Clas	Nº	Nombre	Tiempo	Nº	Nombre	Tiempo	Nº	Nombre	Tiempo	Clas	Nº	Nombre	Vta. Ideal	Mejor Vta.	Clas
1	27	Kas Haverkort	35.421	27	Kas Haverkort	30.387	27	Kas Haverkort	25.658	1	27	Kas Haverkort	1:31.466	1:31.515	1
2	96	Oliver Goethe	35.518	64	Mari Boya	30.407	23	Thomas Ten Brinke	25.733	2	64	Mari Boya	1:31.710	1:31.760	2
3	64	Mari Boya	35.550	13	Joshua Dufek	30.557	64	Mari Boya	25.753	3	96	Oliver Goethe	1:31.852	1:31.922	3
4	15	Lena Buhler	35.632	96	Oliver Goethe	30.560	96	Oliver Goethe	25.774	4	23	Thomas Ten Brinke	1:31.989	1:32.135	5
5	13	Joshua Dufek	35.659	23	Thomas Ten Brinke	30.574	15	Lena Buhler	25.785	5	15	Lena Buhler	1:32.009	1:32.009	4
6	23	Thomas Ten Brinke	35.682	44	Guilherme Oliveira	30.585	44	Guilherme Oliveira	25.809	6	13	Joshua Dufek	1:32.056	1:32.205	6
7	11	Enzo Joulle	35.725	15	Lena Buhler	30.592	13	Joshua Dufek	25.840	7	11	Enzo Joulle	1:32.181	1:32.210	7
8	22	Paul Adrien Pallot	35.771	11	Enzo Joulle	30.605	11	Enzo Joulle	25.851	8	44	Guilherme Oliveira	1:32.255	1:32.473	9
9	44	Guilherme Oliveira	35.861	34	Enric Bordás	30.615	34	Enric Bordás	25.855	9	34	Enric Bordás	1:32.366	1:32.394	8
10	34	Enric Bordás	35.896	52	Suleiman Zanfari	30.713	7	Lorenzo Fluxá	25.870	10	22	Paul Adrien Pallot	1:32.499	1:32.691	11
11	33	Carles Martínez	35.901	22	Paul Adrien Pallot	30.729	33	Carles Martínez	25.954	11	7	Lorenzo Fluxá	1:32.520	1:32.520	10
12	7	Lorenzo Fluxá	35.906	7	Lorenzo Fluxá	30.744	52	Suleiman Zanfari	25.981	12	33	Carles Martínez	1:32.611	1:32.707	12
13	31	Alejandro García	35.938	33	Carles Martínez	30.756	22	Paul Adrien Pallot	25.999	13	52	Suleiman Zanfari	1:32.664	1:32.754	13
14	52	Suleiman Zanfari	35.970	31	Alejandro García	30.795	31	Alejandro García	26.029	14	31	Alejandro García	1:32.762	1:32.965	14
15	75	Nicolas Baptiste	36.197	75	Nicolas Baptiste	30.967	75	Nicolas Baptiste	26.056	15	75	Nicolas Baptiste	1:33.220	1:33.403	15
16	88	Mehrbod Shameli	Transpo	88	Mehrbod Shameli	33.663	88	Mehrbod Shameli	57.579	16	88	Mehrbod Shameli	Transpo	Transpo	16

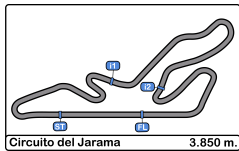




Circuito del Jarama
F4 SPANISH CHAMPIONSHIP
Qualifying - 2
Best 5 Lap Times



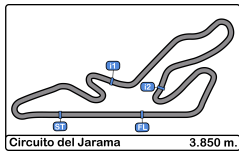
Clas	Nº	Nombre	Nac.	Concursante	Vehiculo	Cat	Mejor 1		Mejor 2		Mejor 3		Mejor 4		Mejor 5	
							Tiempo	Vta.	Tiempo	Vta.	Tiempo	Vta.	Tiempo	Vta.	Tiempo	Vta.
1	27	Kas Haverkort	NLD	MP MOTORSPORT		R	1:31.515	6	1:31.729	5	1:31.870	4	1:32.244	8	1:32.344	10
2	64	Mari Boya	ESP	MP MOTORSPORT		R	1:31.760	5	1:31.919	6	1:32.039	4	1:32.348	8	1:32.348	9
3	96	Oliver Goethe	DNK	MP MOTORSPORT		R	1:31.922	5	1:32.273	9	1:32.416	10	1:32.795	3	1:32.888	7
4	15	Lena Buhler	CHE	DRIVEX		R	1:32.009	6	1:32.156	5	1:32.158	7	1:32.414	8	1:32.422	9
5	23	Thomas Ten Brinke	NLD	MP MOTORSPORT		R	1:32.135	5	1:32.214	4	1:32.222	7	1:32.382	8	1:32.541	9
6	13	Joshua Dufek	CHE	MP MOTORSPORT		R	1:32.205	6	1:32.210	5	1:32.347	4	1:32.399	10	1:32.432	9
7	11	Enzo Joulle	FRA	MP MOTORSPORT		R	1:32.210	5	1:32.267	6	1:32.587	7	1:32.682	9	1:32.740	4
8	34	Enric Bordás	ESP	FÓRMULA DE CAMPEONES		R	1:32.394	4	1:32.614	5	1:32.715	3	1:32.860	9	1:32.887	6
9	44	Guilherme Oliveira	PRT	DRIVEX		R	1:32.473	8	1:32.492	5	1:32.579	4	1:32.764	7	1:33.036	9
10	7	Lorenzo Fluxá	ESP	GLOBAL RACING SERVICES		R	1:32.520	5	1:32.856	6	1:32.967	3	1:32.972	4	1:32.998	7
11	22	Paul Adrien Pallot	FRA	DRIVEX			1:32.691	5	1:32.837	7	1:32.991	8	1:33.072	6	1:33.074	4
12	33	Carles Martínez	ESP	FÓRMULA DE CAMPEONES			1:32.707	6	1:33.003	9	1:33.020	8	1:33.044	5	1:33.071	10
13	52	Suleiman Zanfari	MAR	GLOBAL RACING SERVICES		R	1:32.754	5	1:32.950	4	1:33.008	6	1:33.052	3	1:33.258	8
14	31	Alejandro García	MEX	GLOBAL RACING SERVICES			1:32.965	5	1:32.993	7	1:33.017	6	1:33.073	4	1:33.427	3
15	75	Nicolas Baptiste	COL	DRIVEX		R	1:33.403	7	1:33.483	8	1:33.549	6	1:33.634	5	1:33.911	10
16	88	Mehrbod Shameli	IRN	XCEL MOTORSPORT		R										



Circuito del Jarama
F4 SPANISH CHAMPIONSHIP
Qualifying - 2
Best 5 Top Speeds



Cla	Nº	Nombre	Nac.	Concursante	Vehiculo	Cat	Maxima 1		Maxima 2		Maxima 3		Maxima 4		Maxima 5		Media
							Km/h	Vta.	Km/h	Vta.	Km/h	Vta.	Km/h	Vta.	Km/h	Vta.	
1	44	Guilherme Oliveira	PRT	DRIVEX		R	227.8	6	225.4	5	225.0	9	223.6	8	223.1	7	225.0
2	27	Kas Haverkort	NLD	MP MOTORSPORT		R	227.3	10	225.9	6	225.0	8	224.5	5	223.6	9	225.2
3	96	Oliver Goethe	DNK	MP MOTORSPORT		R	226.8	8	225.0	10	224.0	4	224.0	9	223.6	5	224.7
4	15	Lena Buhler	CHE	DRIVEX		R	226.4	7	225.0	8	225.0	9	224.5	5	224.5	6	225.0
5	22	Paul Adrien Pallot	FRA	DRIVEX			225.9	8	225.9	9	224.5	5	224.5	6	224.0	3	225.0
6	23	Thomas Ten Brinke	NLD	MP MOTORSPORT		R	225.4	8	225.0	7	224.5	9	224.0	6	223.1	10	224.4
7	11	Enzo Joulle	FRA	MP MOTORSPORT		R	225.0	7	223.6	5	223.6	9	223.6	10	222.6	6	223.6
8	33	Carles Martínez	ESP	FÓRMULA DE CAMPEONES			225.0	4	225.0	9	224.5	5	224.0	6	223.6	8	224.4
9	7	Lorenzo Fluxá	ESP	GLOBAL RACING SERVICES		R	224.5	5	224.0	7	223.6	9	223.1	4	223.1	6	223.6
10	64	Mari Boya	ESP	MP MOTORSPORT		R	224.5	10	224.0	8	224.0	9	223.6	6	222.6	11	223.7
11	13	Joshua Dufek	CHE	MP MOTORSPORT		R	224.0	9	223.6	7	223.6	8	223.1	5	223.1	6	223.5
12	75	Nicolas Baptiste	COL	DRIVEX		R	224.0	9	223.6	7	223.1	8	222.2	5	222.2	10	223.0
13	34	Enric Bordás	ESP	FÓRMULA DE CAMPEONES		R	223.6	9	223.1	7	222.6	2	222.6	3	222.2	5	222.8
14	31	Alejandro García	MEX	GLOBAL RACING SERVICES			222.2	8	221.7	5	221.7	7	221.3	6	220.8	4	221.5
15	52	Suleiman Zanfari	MAR	GLOBAL RACING SERVICES		R	221.7	7	221.7	8	220.8	5	220.8	9	220.4	6	221.1
16	88	Mehrbod Shameli	IRN	XCEL MOTORSPORT		R	116.8	2	113.4	1							115.1



Circuito del Jarama
F4 SPANISH CHAMPIONSHIP
Qualifying - 2
Fastest Laps Sequence



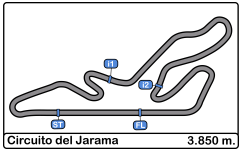
<u>Vta</u>	<u>Hora Día</u>	<u>T Sesion</u>	<u>Nº</u>	<u>Nombre</u>	<u>Nac.</u>	<u>Concursante</u>	<u>Vehiculo</u>	<u>Cat</u>	<u>Time</u>	<u>Km/h</u>
2	15:49:14.863	3:14.863	33	Carles Martínez	ESP	FÓRMULA DE CAMPEONES			1:34.096	147.2
2	15:49:21.655	3:21.655	64	Mari Boya	ESP	MP MOTORSPORT		R	1:33.943	147.5
3	15:50:49.594	4:49.594	34	Enric Bordás	ESP	FÓRMULA DE CAMPEONES		R	1:32.715	149.4
3	15:50:51.141	4:51.141	27	Kas Haverkort	NLD	MP MOTORSPORT		R	1:32.357	150.0
3	15:50:54.007	4:54.007	64	Mari Boya	ESP	MP MOTORSPORT		R	1:32.352	150.0
4	15:52:23.011	6:23.011	27	Kas Haverkort	NLD	MP MOTORSPORT		R	1:31.870	150.8
5	15:53:54.740	7:54.740	27	Kas Haverkort	NLD	MP MOTORSPORT		R	1:31.729	151.0
6	15:55:26.255	9:26.255	27	Kas Haverkort	NLD	MP MOTORSPORT		R	1:31.515	151.4



Circuito del Jarama
F4 SPANISH CHAMPIONSHIP
Qualifying - 2
Event Best Maximum Speed

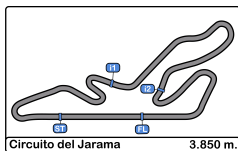


<u>Nº</u>	<u>Nombre</u>	<u>Nac.</u>	<u>Concursante</u>	<u>Vehiculo</u>	<u>Cat</u>	<u>Clas</u>	<u>Km/h</u>	<u>Sesion</u>
15	Lena Buhler	CHE	DRIVEX		R	1	230.7	Free Practice - 2
64	Mari Boya	ESP	MP MOTORSPORT		R	2	230.2	Free Practice - 2
7	Lorenzo Fluxá	ESP	GLOBAL RACING SERVICES		R	3	229.7	Free Practice - 2
23	Thomas Ten Brinke	NLD	MP MOTORSPORT		R	4	228.8	Free Practice - 2
96	Oliver Goethe	DNK	MP MOTORSPORT		R	5	228.8	Free Practice - 2
13	Joshua Dufek	CHE	MP MOTORSPORT		R	6	228.8	Free Practice - 2
22	Paul Adrien Pallot	FRA	DRIVEX				228.3	Free Practice - 2
88	Mehrbod	IRN	XCEL MOTORSPORT		R	7	227.8	Free Practice - 2
34	Enric Bordás	ESP	FÓRMULA DE CAMPEONES		R	8	227.8	Free Practice - 2
44	Guilherme Oliveira	PRT	DRIVEX		R	9	227.8	Qualifying - 2
27	Kas Haverkort	NLD	MP MOTORSPORT		R	10	227.3	Free Practice - 2
31	Alejandro García	MEX	GLOBAL RACING SERVICES				226.8	Free Practice - 2
75	Nicolas Baptiste	COL	DRIVEX		R	11	226.8	Free Practice - 2
11	Enzo Joullie	FRA	MP MOTORSPORT		R	12	226.4	Free Practice - 2
52	Suleiman Zanfari	MAR	GLOBAL RACING SERVICES		R	13	225.9	Free Practice - 2
33	Carles Martínez	ESP	FÓRMULA DE CAMPEONES				225.4	Free Practice - 2



Circuito del Jarama
F4 SPANISH CHAMPIONSHIP
Qualifying - 2
Pit Stop Analysis





Circuito del Jarama
F4 SPANISH CHAMPIONSHIP
Qualifying - 2
Final Results



Clas	Nº	Nombre	Nac.	Concursante	Vehiculo	Cat	Clas	N.V.	V.R.	Tiempo	Dif 1º	Dif Ant.	Km/h
1	27	Kas Haverkort	NLD	MP MOTORSPORT		R	1	11	6	1:31.515			151.4
2	64	Mari Boya	ESP	MP MOTORSPORT		R	2	11	5	1:31.760	0.245	0.245	151.0
3	96	Oliver Goethe	DNK	MP MOTORSPORT		R	3	11	5	1:31.922	0.407	0.162	150.7
4	15	Lena Buhler	CHE	DRIVEX		R	4	10	6	1:32.009	0.494	0.087	150.6
5	23	Thomas Ten Brinke	NLD	MP MOTORSPORT		R	5	11	5	1:32.135	0.620	0.126	150.4
6	13	Joshua Dufek	CHE	MP MOTORSPORT		R	6	11	6	1:32.205	0.690	0.070	150.3
7	11	Enzo Joulle	FRA	MP MOTORSPORT		R	7	10	5	1:32.210	0.695	0.005	150.3
8	34	Enric Bordás	ESP	FÓRMULA DE CAMPEONES		R	8	11	4	1:32.394	0.879	0.184	150.0
9	44	Guilherme Oliveira	PRT	DRIVEX		R	9	11	8	1:32.473	0.958	0.079	149.8
10	7	Lorenzo Fluxá	ESP	GLOBAL RACING SERVICES		R	10	11	5	1:32.520	1.005	0.047	149.8
11	22	Paul Adrien Pallot	FRA	DRIVEX				10	5	1:32.691	1.176	0.171	149.5
12	33	Carles Martínez	ESP	FÓRMULA DE CAMPEONES				11	6	1:32.707	1.192	0.016	149.5
13	52	Suleiman Zanfari	MAR	GLOBAL RACING SERVICES		R	11	9	5	1:32.754	1.239	0.047	149.4
14	31	Alejandro García	MEX	GLOBAL RACING SERVICES				8	5	1:32.965	1.450	0.211	149.0
15	75	Nicolas Baptiste	COL	DRIVEX		R	12	11	7	1:33.403	1.888	0.438	148.3
Tiempo máximo de clasificación: 107% = 1:37.921													
88		Mehrbod Shamelí	IRN	XCEL MOTORSPORT		R	13	1	1	15:48:36.224	15:47:04.	15:47:02.	00.0

Publicada a las :.....

Track

16.8 °C

Air Temp: 18.4 °C

Humidity: 63 %

Track

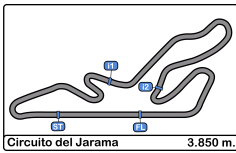
DRY

Comisarios Deportivos:

Director de Carrera:

Cronometrador:





Circuito del Jarama
F4 SPANISH CHAMPIONSHIP
Race - 1
Starting Grid



15	31	Alejandro García	1:33.083	.8.	1:33.620	Nicolas Baptiste	75	16
13	33	Carles Martínez	1:32.826	.7.	1:32.956	Suleiman Zanfari	52	14
11	22	Paul Adrien Pallot	1:32.669	.6.	1:32.716	Lorenzo Fluxá	7	12
9	88	Mehrbod Shameli	1:32.519	.5.	1:32.625	Enric Bordás	34	10
7	23	Thomas Ten Brinke	1:32.434	.4.	1:32.489	Enzo Joullie	11	8
5	64	Mari Boya	1:32.224	.3.	1:32.342	Guilherme Oliveira	44	6
3	96	Oliver Goethe	1:32.194	.2.	1:32.216	Joshua Dufek	13	4
1	27	Kas Haverkort	1:31.945	.1.	1:32.171	Lena Buhler	15	2



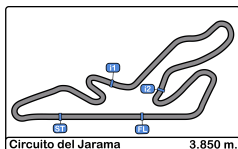
Pole

Publicada a las:.....

Comisarios Deportivos:

Cronometrador:





Circuito del Jarama
F4 SPANISH CHAMPIONSHIP
Race - 1
Provisional Results



Cls	Nº	Nombre	Nac.	Concursante	Vehiculo	Cat	Cls	N.V.	Tiempo	Dif 1º	Dif Ant.	Km/h	V.R.	Tiempo	Km/
1	27	Kas Haverkort	NLD	MP MOTORSPORT		R	1	17	27:57.841			140.4	13	1:38.152	141.2
2	13	Joshua Dufek	CHE	MP MOTORSPORT		R	2	17	28:01.884	4.043	4.043	140.0	12	1:38.438	140.7
3	64	Mari Boya	ESP	MP MOTORSPORT		R	3	17	28:11.550	13.709	9.666	139.2	11	1:38.794	140.2
4	23	Thomas Ten Brinke	NLD	MP MOTORSPORT		R	4	17	28:11.941	14.100	0.391	139.2	17	1:38.364	140.9
5	34	Enric Bordás	ESP	FÓRMULA DE CAMPEONES		R	5	17	28:14.248	16.407	2.307	139.0	8	1:38.654	140.4
6	33	Carles Martínez	ESP	FÓRMULA DE CAMPEONES				17	28:28.114	30.273	13.866	137.9	16	1:39.023	139.9
7	44	Guilherme Oliveira	PRT	DRIVEX		R	6	17	28:31.189	33.348	3.075	137.6	16	1:39.198	139.7
8	22	Paul Adrien Pallot	FRA	DRIVEX				17	28:32.615	34.774	1.426	137.5	15	1:38.980	140.0
9	11	Enzo Joulie	FRA	MP MOTORSPORT		R	7	17	28:35.164	37.323	2.549	137.3	15	1:39.535	139.2
10	96	Oliver Goethe	DNK	MP MOTORSPORT		R	8	17	28:35.478	37.637	0.314	137.3	10	1:38.866	140.1
11	7	Lorenzo Fluxá	ESP	GLOBAL RACING SERVICES		R	9	17	28:37.892	40.051	2.414	137.1	16	1:39.968	138.6
12	52	Suleiman Zanfari	MAR	GLOBAL RACING SERVICES		R	10	17	28:46.534	48.693	8.642	136.4	16	1:40.227	138.2
13	31	Alejandro García	MEX	GLOBAL RACING SERVICES				17	28:49.106	51.265	2.572	136.2	14	1:40.484	137.9
14	75	Nicolas Baptiste	COL	DRIVEX		R	11	17	28:50.118	52.277	1.012	136.1	13	1:40.058	138.5
15	88	Mehrbod Shameli	IRN	XCEL MOTORSPORT		R	12	17	29:02.531	1:04.690	12.413	135.2	13	1:40.895	137.3
16	15	Lena Buhler	CHE	DRIVEX		R	13	14	23:40.422	3 Vtas	3 Vtas	136.6	10	1:39.925	138.7

Vta. rápida de Kas Haverkort en 1:38.152 a 141.2 Km/h en la vuelta 13

Publicada a las :.....

Track

13.2 °C

Air Temp: 12.4 °C

Humidity: 87 %

Track

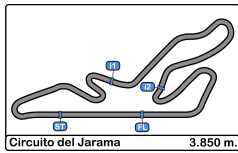
WET

Comisarios Deportivos:

Director de Carrera:

Cronometrador:





Circuito del Jarama
F4 SPANISH CHAMPIONSHIP
Race - 1



Provisional Classification by Driver Fastest Lap

Clas	Nº	Nombre	Nac.	Concursante	Vehiculo	Cat	Clas	N.V.	V.R.	Tiempo	Dif 1º	Dif Ant.	Km/h
1	27	Kas Haverkort	NLD	MP MOTORSPORT		R	1	17	13	1:38.152			141.2
2	23	Thomas Ten Brinke	NLD	MP MOTORSPORT		R	2	17	17	1:38.364	0.212	0.212	140.9
3	13	Joshua Dufek	CHE	MP MOTORSPORT		R	3	17	12	1:38.438	0.286	0.074	140.7
4	34	Enric Bordás	ESP	FÓRMULA DE CAMPEONES		R	4	17	8	1:38.654	0.502	0.216	140.4
5	64	Mari Boya	ESP	MP MOTORSPORT		R	5	17	11	1:38.794	0.642	0.140	140.2
6	96	Oliver Goethe	DNK	MP MOTORSPORT		R	6	17	10	1:38.866	0.714	0.072	140.1
7	22	Paul Adrien Pallot	FRA	DRIVEX				17	15	1:38.980	0.828	0.114	140.0
8	33	Carles Martínez	ESP	FÓRMULA DE CAMPEONES				17	16	1:39.023	0.871	0.043	139.9
9	44	Guilherme Oliveira	PRT	DRIVEX		R	7	17	16	1:39.198	1.046	0.175	139.7
10	11	Enzo Joulle	FRA	MP MOTORSPORT		R	8	17	15	1:39.535	1.383	0.337	139.2
11	15	Lena Buhler	CHE	DRIVEX		R	9	14	10	1:39.925	1.773	0.390	138.7
12	7	Lorenzo Fluxá	ESP	GLOBAL RACING SERVICES		R	10	17	16	1:39.968	1.816	0.043	138.6
13	75	Nicolas Baptiste	COL	DRIVEX		R	11	17	13	1:40.058	1.906	0.090	138.5
14	52	Suleiman Zanfari	MAR	GLOBAL RACING SERVICES		R	12	17	16	1:40.227	2.075	0.169	138.2
15	31	Alejandro García	MEX	GLOBAL RACING SERVICES				17	14	1:40.484	2.332	0.257	137.9
16	88	Mehrbod Shameli	IRN	XCEL MOTORSPORT		R	13	17	13	1:40.895	2.743	0.411	137.3





Circuito del Jarama
F4 SPANISH CHAMPIONSHIP
Race - 1



Distance and Speed Average

Clas	Nº	Nombre	Nac.	Concursante	Vehiculo	Cat	Clas	N.V.	Distancia	Tiempo	Km/h
1	27	Kas Haverkort	NLD	MP MOTORSPORT		R	1	17	65.45	27:57.841	140.4
2	13	Joshua Dufek	CHE	MP MOTORSPORT		R	2	17	65.45	28:01.884	140.0
3	64	Mari Boya	ESP	MP MOTORSPORT		R	3	17	65.45	28:11.550	139.2
4	23	Thomas Ten	NLD	MP MOTORSPORT		R	4	17	65.45	28:11.941	139.2
5	34	Enric Bordás	ESP	FÓRMULA DE CAMPEONES		R	5	17	65.45	28:14.248	139.0
6	33	Carles Martínez	ESP	FÓRMULA DE CAMPEONES				17	65.45	28:28.114	137.9
7	44	Guilherme Oliveira	PRT	DRIVEX		R	6	17	65.45	28:31.189	137.6
8	22	Paul Adrien Pallot	FRA	DRIVEX				17	65.45	28:32.615	137.5
9	11	Enzo Joullie	FRA	MP MOTORSPORT		R	7	17	65.45	28:35.164	137.3
10	96	Oliver Goethe	DNK	MP MOTORSPORT		R	8	17	65.45	28:35.478	137.3
11	7	Lorenzo Fluxá	ESP	GLOBAL RACING SERVICES		R	9	17	65.45	28:37.892	137.1
12	52	Suleiman Zanfari	MAR	GLOBAL RACING SERVICES		R	10	17	65.45	28:46.534	136.4
13	31	Alejandro García	MEX	GLOBAL RACING SERVICES				17	65.45	28:49.106	136.2
14	75	Nicolas Baptiste	COL	DRIVEX		R	11	17	65.45	28:50.118	136.1
15	88	Mehrbod Shameli	IRN	XCEL MOTORSPORT		R	12	17	65.45	29:02.531	135.2
16	15	Lena Buhler	CHE	DRIVEX		R	13	14	53.90	23:40.422	136.6



Circuito del Jarama
F4 SPANISH CHAMPIONSHIP
Race - 1
Lap Analysis



7							13								
1 Lorenzo Fluxá							1 Joshua Dufek								
R 2 GLOBAL RACING SERVICES							R 2 MP MOTORSPORT								
Vta	D	Tiempo	Sector 1	Sector 2	Sector 3	V.Max	Elapsed	Vta	D	Tiempo	Sector 1	Sector 2	Sector 3	V.Max	Elapsed
1		1:47.846	43.828	35.198	28.820	152.3	1:47.846	1		1:40.583	39.570	33.128	27.885	134.8	1:40.583
2		1:42.878	40.740	33.760	28.378	206.1	3:30.724	2		1:39.596	39.047	32.862	27.687	216.4	3:20.179
3		1:41.332	39.832	33.273	28.227	202.2	5:12.056	3		1:39.141	38.729	32.559	27.853	216.8	4:59.320
4		1:40.682	39.377	33.177	28.128	212.5	6:52.738	4		1:38.845	38.795	32.418	27.632	216.8	6:38.165
5		1:40.960	39.358	33.506	28.096	218.6	8:33.698	5		1:38.884	38.710	32.546	27.628	218.1	8:17.049
6		1:40.669	39.486	33.018	28.165	219.0	10:14.367	6		1:38.806	38.604	32.389	27.813	217.7	9:55.855
7		1:40.302	39.156	33.026	28.120	220.4	11:54.669	7		1:38.670	38.429	32.455	27.786	218.6	11:34.525
8		1:40.355	39.247	33.127	27.981	219.5	13:35.024	8		1:38.613	38.448	32.359	27.806	218.6	13:13.138
9		1:40.616	39.198	33.357	28.061	219.9	15:15.640	9		1:38.643	38.542	32.279	27.822	219.5	14:51.781
10		1:40.489	39.536	33.005	27.948	227.3	16:56.129	10		1:38.607	38.554	32.425	27.628	218.6	16:30.388
11		1:40.381	39.122	33.308	27.951	222.6	18:36.510	11		1:38.929	38.399	32.321	28.209	219.5	18:09.317
12		1:40.261	39.302	33.018	27.941	221.7	20:16.771	12		1:38.438	38.300	32.333	27.805	219.0	19:47.755
13		1:40.238	39.210	33.086	27.942	220.4	21:57.009	13		1:38.757	38.464	32.456	27.837	216.8	21:26.512
14		1:40.834	39.696	33.239	27.899	220.8	23:37.843	14		1:38.717	38.559	32.550	27.608	217.7	23:05.229
15		1:40.003	39.091	32.889	28.023	219.0	25:17.846	15		1:38.666	38.442	32.427	27.797	217.7	24:43.895
16		1:39.968	38.984	33.137	27.847	219.0	26:57.814	16		1:38.926	38.395	32.733	27.798	219.0	26:22.821
17		1:40.078	38.955	33.057	28.066	219.5	28:37.892	17		1:39.063	38.408	32.655	28.000	219.0	28:01.884

11							15								
1 Enzo Joulie							1 Lena Buhler								
R 2 MP MOTORSPORT							R 2 DRIVEX								
Vta	D	Tiempo	Sector 1	Sector 2	Sector 3	V.Max	Elapsed	Vta	D	Tiempo	Sector 1	Sector 2	Sector 3	V.Max	Elapsed
1		1:46.080	43.421	34.241	28.418	140.4	1:46.080	1		1:43.354	40.790	34.129	28.435	130.4	1:43.354
2		1:43.119	40.184	34.183	28.752	216.8	3:29.199	2		1:42.942	40.318	34.063	28.561	203.0	3:26.296
3		1:41.376	39.681	33.537	28.158	214.7	5:10.575	3		1:42.469	40.669	33.479	28.321	208.4	5:08.765
4		1:41.195	39.724	33.455	28.016	215.5	6:51.770	4		1:41.311	39.775	33.252	28.284	215.5	6:50.076
5		1:41.583	39.955	33.525	28.103	217.7	8:33.353	5		1:40.905	39.625	33.039	28.241	216.8	8:30.981
6		1:40.522	39.333	33.169	28.020	217.7	10:13.875	6		1:40.210	39.333	32.935	27.942	216.0	10:11.191
7		1:40.151	39.003	33.114	28.034	220.8	11:54.026	7		1:40.321	39.256	33.079	27.986	217.3	11:51.512
8		1:40.471	39.226	33.347	27.898	219.0	13:34.497	8		1:40.533	39.369	33.119	28.045	216.8	13:32.045
9		1:40.883	39.116	33.667	28.100	219.9	15:15.380	9		1:39.946	39.221	32.957	27.768	216.8	15:11.991
10		1:40.346	39.488	32.994	27.864	219.0	16:55.726	10		1:39.925	38.977	32.972	27.976	216.8	16:51.916
11		1:40.319	38.813	33.665	27.841	218.1	18:36.045	11		1:39.966	38.968	32.950	28.048	217.3	18:31.882
12		1:40.207	39.090	33.168	27.949	219.5	20:16.252	12		1:47.284	45.520	33.585	28.179	216.8	20:19.166
13		1:39.973	38.903	33.116	27.954	218.6	21:56.225	13		1:40.276	39.189	33.028	28.059	219.5	21:59.442
14		1:39.558	38.715	33.052	27.791	217.7	23:35.783	14		1:40.980	39.645	33.117	28.218	218.1	23:40.422
15		1:39.535	38.822	32.998	27.715	217.7	25:15.318	15			39.939			217.7	
16		1:40.308	39.267	33.287	27.754	218.1	26:55.626								
17		1:39.538	38.931	32.932	27.675	218.6	28:35.164								





Circuito del Jarama
F4 SPANISH CHAMPIONSHIP
Race - 1
Lap Analysis



22							27								
1 Paul Adrien Pallot							1 Kas Haverkort								
2							2								
DRIVEX							MP MOTORSPORT								
Vta	D	Tiempo	Sector 1	Sector 2	Sector 3	V.Max	Elapsed	Vta	D	Tiempo	Sector 1	Sector 2	Sector 3	V.Max	Elapsed
1		1:44.835	41.965	34.141	28.729	152.1	1:44.835	1		1:39.360	38.489	33.014	27.857	128.7	1:39.360
2		1:43.106	40.479	34.130	28.497	214.2	3:27.941	2		1:39.507	39.413	32.490	27.604	213.4	3:18.867
3		1:41.335	39.842	33.425	28.068	216.0	5:09.276	3		1:38.930	38.719	32.478	27.733	214.2	4:57.797
4		1:41.175	39.930	33.134	28.111	216.4	6:50.451	4		1:38.982	38.819	32.563	27.600	214.7	6:36.779
5		1:41.221	40.059	33.107	28.055	216.8	8:31.672	5		1:39.029	38.892	32.498	27.639	215.5	8:15.808
6		1:40.112	39.210	32.844	28.058	218.6	10:11.784	6		1:38.644	38.514	32.614	27.516	214.7	9:54.452
7		1:40.092	38.925	33.133	28.034	219.0	11:51.876	7		1:38.474	38.446	32.465	27.563	215.5	11:32.926
8		1:40.676	39.594	33.118	27.964	216.8	13:32.552	8		1:38.754	38.583	32.573	27.598	216.0	13:11.680
9		1:41.683	40.080	33.607	27.996	217.7	15:14.235	9		1:38.436	38.464	32.510	27.462	216.4	14:50.116
10		1:40.001	39.020	32.957	28.024	218.1	16:54.236	10		1:38.450	38.358	32.484	27.608	216.4	16:28.566
11		1:41.146	40.067	33.311	27.768	216.8	18:35.382	11		1:38.269	38.362	32.377	27.530	216.4	18:06.835
12		1:39.803	39.103	32.943	27.757	218.1	20:15.185	12		1:38.459	38.403	32.425	27.631	217.3	19:45.294
13		1:39.966	39.043	32.958	27.965	218.6	21:55.151	13		1:38.152	38.362	32.302	27.488	216.0	21:23.446
14		1:39.272	38.623	32.960	27.689	217.3	23:34.423	14		1:38.376	38.221	32.576	27.579	216.0	23:01.822
15		1:38.980	38.827	32.563	27.590	218.1	25:13.403	15		1:38.925	38.637	32.516	27.772	217.3	24:40.747
16		1:39.484	38.859	32.719	27.906	218.1	26:52.887	16		1:38.716	38.425	32.766	27.525	217.3	26:19.463
17		1:39.728	38.686	33.035	28.007	219.0	28:32.615	17		1:38.378	38.174	32.384	27.820	218.1	27:57.841

23							31								
1 Thomas Ten Brinke							1 Alejandro García								
R							2								
MP MOTORSPORT							GLOBAL RACING SERVICES								
Vta	D	Tiempo	Sector 1	Sector 2	Sector 3	V.Max	Elapsed	Vta	D	Tiempo	Sector 1	Sector 2	Sector 3	V.Max	Elapsed
1		1:45.080	42.406	34.103	28.571	138.8	1:45.080	1		1:49.113	44.878	35.250	28.985	152.7	1:49.113
2		1:41.370	39.881	33.329	28.160	218.1	3:26.450	2		1:43.653	40.531	34.511	28.611	219.0	3:32.766
3		1:39.990	39.221	32.732	28.037	218.6	5:06.440	3		1:42.337	40.240	33.631	28.466	213.8	5:15.103
4		1:40.238	39.400	32.895	27.943	207.2	6:46.678	4		1:41.660	39.796	33.426	28.438	214.7	6:56.763
5		1:39.557	38.881	32.835	27.841	214.2	8:26.235	5		1:41.466	39.443	33.665	28.358	219.0	8:38.229
6		1:39.193	38.620	32.677	27.896	214.7	10:05.428	6		1:41.797	39.714	33.589	28.494	218.1	10:20.026
7		1:39.146	38.557	32.908	27.681	215.1	11:44.574	7		1:41.930	39.779	33.800	28.351	218.1	12:01.956
8		1:39.171	38.588	32.812	27.771	215.5	13:23.745	8		1:40.724	39.267	33.357	28.100	217.7	13:42.680
9		1:38.982	38.582	32.678	27.722	216.4	15:02.727	9		1:40.606	39.214	33.308	28.084	216.8	15:23.286
10		1:38.910	38.567	32.626	27.717	216.0	16:41.637	10		1:40.707	39.265	33.297	28.145	218.1	17:03.993
11		1:38.805	38.345	32.676	27.784	216.8	18:20.442	11		1:40.572	39.243	33.241	28.088	217.7	18:44.565
12		1:38.624	38.326	32.642	27.656	216.4	19:59.066	12		1:40.614	39.040	33.150	28.424	217.7	20:25.179
13		1:38.502	38.284	32.672	27.546	215.1	21:37.568	13		1:40.971	39.602	33.335	28.034	217.3	22:06.150
14		1:38.734	38.569	32.496	27.669	216.0	23:16.302	14		1:40.484	39.160	33.171	28.153	217.3	23:46.634
15		1:38.563	38.371	32.492	27.700	217.3	24:54.865	15		1:41.095	39.544	33.322	28.229	217.3	25:27.729
16		1:38.712	38.353	32.614	27.745	217.3	26:33.577	16		1:40.850	39.613	33.191	28.046	217.3	27:08.579
17		1:38.364	38.210	32.625	27.529	218.6	28:11.941	17		1:40.527	39.165	33.348	28.014	217.3	28:49.106





Circuito del Jarama
F4 SPANISH CHAMPIONSHIP
Race - 1
Lap Analysis



33

1 Carles Martínez

2

FÓRMULA DE CAMPEONES

44

1 Guilherme Oliveira

2

DRIVEX

Vta	D	Tiempo	Sector 1	Sector 2	Sector 3	V.Max	Elapsed	Vta	D	Tiempo	Sector 1	Sector 2	Sector 3	V.Max	Elapsed
1		1:48.304	44.138	35.107	29.059	138.6	1:48.304	1		1:45.779	43.021	34.316	28.442	139.1	1:45.779
2		1:41.740	40.145	33.407	28.188	216.4	3:30.044	2		1:42.450	39.946	34.010	28.494	208.0	3:28.229
3		1:41.241	39.424	33.619	28.198	214.7	5:11.285	3		1:41.484	39.954	33.406	28.124	215.5	5:09.713
4		1:40.836	39.373	33.450	28.013	216.4	6:52.121	4		1:41.102	40.002	33.106	27.994	216.0	6:50.815
5		1:40.608	39.168	33.505	27.935	216.0	8:32.729	5		1:41.257	39.896	33.231	28.130	218.1	8:32.072
6		1:40.046	39.210	32.986	27.850	219.9	10:12.775	6		1:40.013	39.125	32.915	27.973	215.1	10:12.085
7		1:39.879	39.047	32.998	27.834	218.6	11:52.654	7		1:40.249	39.110	33.046	28.093	220.8	11:52.334
8		1:40.268	39.666	32.940	27.662	217.3	13:32.922	8		1:41.617	40.399	33.368	27.850	217.7	13:33.951
9		1:39.633	38.790	33.067	27.776	219.0	15:12.555	9		1:40.797	39.094	33.813	27.890	217.7	15:14.748
10		1:39.763	38.882	32.934	27.947	219.0	16:52.318	10		1:39.783	38.891	32.951	27.941	219.5	16:54.531
11		1:39.860	38.824	33.049	27.987	216.0	18:32.178	11		1:40.046	39.367	32.911	27.768	219.5	18:34.577
12		1:39.438	38.989	32.794	27.655	219.5	20:11.616	12		1:39.355	38.820	32.859	27.676	216.4	20:13.932
13		1:39.308	38.638	33.091	27.579	216.4	21:50.924	13		1:39.368	38.833	32.791	27.744	216.8	21:53.300
14		1:39.313	38.747	32.848	27.718	216.4	23:30.237	14		1:39.583	39.065	32.906	27.612	216.4	23:32.883
15		1:39.358	38.784	32.963	27.611	216.4	25:09.595	15		1:39.311	38.897	32.666	27.748	215.5	25:12.194
16		1:39.023	38.508	32.822	27.693	216.8	26:48.618	16		1:39.198	38.618	32.943	27.637	216.8	26:51.392
17		1:39.496	38.449	33.156	27.891	218.1	28:28.114	17		1:39.797	38.711	33.020	28.066	217.3	28:31.189

34

1 Enric Bordás

R

2

FÓRMULA DE CAMPEONES

52

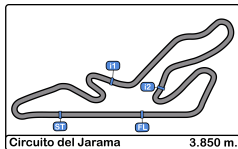
1 Suleiman Zanfari

2

GLOBAL RACING SERVICES

Vta	D	Tiempo	Sector 1	Sector 2	Sector 3	V.Max	Elapsed	Vta	D	Tiempo	Sector 1	Sector 2	Sector 3	V.Max	Elapsed
1		1:45.326	42.728	34.081	28.517	141.9	1:45.326	1		1:48.700	44.641	35.069	28.990	143.4	1:48.700
2		1:41.486	39.790	33.628	28.068	214.7	3:26.812	2		1:43.664	40.739	34.249	28.676	213.4	3:32.364
3		1:41.130	39.852	33.093	28.185	213.4	5:07.942	3		1:42.365	40.173	33.694	28.498	209.3	5:14.729
4		1:39.826	39.161	32.815	27.850	216.0	6:47.768	4		1:41.478	39.807	33.339	28.332	216.0	6:56.207
5		1:39.333	38.809	32.712	27.812	216.8	8:27.101	5		1:41.549	39.732	33.569	28.248	219.5	8:37.756
6		1:39.083	38.555	32.725	27.803	217.3	10:06.184	6		1:41.542	39.877	33.328	28.337	220.4	10:19.298
7		1:39.211	38.549	32.659	28.003	219.0	11:45.395	7		1:41.440	39.791	33.408	28.241	219.5	12:00.738
8		1:38.654	38.412	32.574	27.668	219.5	13:24.049	8		1:40.892	39.438	33.218	28.236	215.1	13:41.630
9		1:39.314	38.759	32.722	27.833	222.2	15:03.363	9		1:40.638	39.310	33.142	28.186	215.1	15:22.268
10		1:38.897	38.446	32.625	27.826	219.9	16:42.260	10		1:40.823	39.294	33.228	28.301	215.5	17:03.091
11		1:38.898	38.414	32.516	27.968	220.4	18:21.158	11		1:40.459	39.241	33.128	28.090	215.1	18:43.550
12		1:38.747	38.456	32.598	27.693	220.4	19:59.905	12		1:40.488	39.193	33.233	28.062	215.5	20:24.038
13		1:39.019	38.488	32.529	28.002	218.6	21:38.924	13		1:40.613	39.248	33.262	28.103	215.1	22:04.651
14		1:38.762	38.451	32.488	27.823	219.0	23:17.686	14		1:40.703	39.377	33.177	28.149	215.1	23:45.354
15		1:38.837	38.553	32.438	27.846	218.6	24:56.523	15		1:40.589	39.206	33.391	27.992	214.7	25:25.943
16		1:38.902	38.425	32.711	27.766	219.0	26:35.425	16		1:40.227	39.093	33.233	27.901	214.7	27:06.170
17		1:38.823	38.481	32.491	27.851	219.0	28:14.248	17		1:40.364	38.950	33.238	28.176	216.0	28:46.534





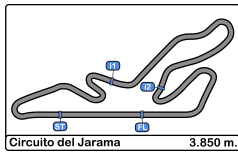
Circuito del Jarama
F4 SPANISH CHAMPIONSHIP
Race - 1
Lap Analysis



64 1 Mari Boya							88 1 Mehrbod Shameli								
MP MOTORSPORT							XCEL MOTORSPORT								
Vta	D	Tiempo	Sector 1	Sector 2	Sector 3	V.Max	Elapsed	Vta	D	Tiempo	Sector 1	Sector 2	Sector 3	V.Max	Elapsed
1		1:43.509	41.602	33.652	28.255	136.8	1:43.509	1		1:47.631	43.550	34.799	29.282	139.1	1:47.631
2		1:39.572	38.935	32.873	27.764	219.0	3:23.081	2		1:44.112	40.982	34.439	28.691	217.3	3:31.743
3		1:39.931	39.319	32.861	27.751	215.5	5:03.012	3		1:42.417	40.289	33.668	28.460	213.8	5:14.160
4		1:39.505	38.908	32.827	27.770	215.5	6:42.517	4		1:41.689	39.939	33.226	28.524	213.4	6:55.849
5		1:39.504	38.883	32.848	27.773	216.0	8:22.021	5		1:41.627	39.838	33.369	28.420	218.6	8:37.476
6		1:39.295	38.680	32.795	27.820	215.5	10:01.316	6		1:41.428	39.931	33.053	28.444	217.7	10:18.904
7		1:39.064	38.634	32.712	27.718	216.8	11:40.380	7		1:43.739	40.808	34.252	28.679	218.1	12:02.643
8		1:39.148	38.620	32.655	27.873	216.8	13:19.528	8		1:41.251	39.525	33.215	28.511	221.7	13:43.894
9		1:39.058	38.633	32.720	27.705	217.3	14:58.586	9		1:47.822	39.662	39.696	28.464	219.5	15:31.716
10		1:39.470	38.627	33.092	27.751	216.8	16:38.056	10		1:41.713	39.663	33.671	28.379	218.1	17:13.429
11		1:38.794	38.549	32.666	27.579	218.1	18:16.850	11		1:41.495	39.768	33.454	28.273	217.7	18:54.924
12		1:38.980	38.650	32.716	27.614	217.7	19:55.830	12		1:41.275	39.707	33.195	28.373	217.7	20:36.199
13		1:39.099	38.781	32.625	27.693	216.4	21:34.929	13		1:40.895	39.606	33.098	28.191	216.0	22:17.094
14		1:39.882	39.627	32.481	27.774	217.3	23:14.811	14		1:41.197	39.485	33.286	28.426	216.8	23:58.291
15		1:38.818	38.717	32.503	27.598	217.3	24:53.629	15		1:41.723	39.443	33.553	28.727	216.4	25:40.014
16		1:38.959	38.577	32.665	27.717	217.7	26:32.588	16		1:41.618	39.551	33.620	28.447	216.4	27:21.632
17		1:38.962	38.576	32.651	27.735	218.1	28:11.550	17		1:40.899	39.492	33.186	28.221	217.7	29:02.531

75 1 Nicolas Baptiste							96 1 Oliver Goethe								
DRIVEX							MP MOTORSPORT								
Vta	D	Tiempo	Sector 1	Sector 2	Sector 3	V.Max	Elapsed	Vta	D	Tiempo	Sector 1	Sector 2	Sector 3	V.Max	Elapsed
1		1:50.010	45.342	35.631	29.037	145.3	1:50.010	1		1:46.930	43.703	34.898	28.329	132.8	1:46.930
2		1:43.909	40.403	34.850	28.656	214.2	3:33.919	2		1:41.872	39.437	33.920	28.515	220.4	3:28.802
3		1:42.899	40.104	34.384	28.411	208.8	5:16.818	3		1:41.230	39.719	33.439	28.072	219.5	5:10.032
4		1:42.015	39.860	33.914	28.241	216.0	6:58.833	4		1:41.096	39.954	33.281	27.861	220.8	6:51.128
5		1:41.685	39.533	33.822	28.330	218.6	8:40.518	5		1:41.231	39.784	33.495	27.952	220.8	8:32.359
6		1:41.555	39.562	33.748	28.245	214.7	10:22.073	6		1:40.982	39.696	33.176	28.110	220.8	10:13.341
7		1:41.352	39.614	33.432	28.306	218.6	12:03.425	7		1:39.667	38.857	32.975	27.835	222.2	11:53.008
8		1:41.131	39.549	33.484	28.098	219.9	13:44.556	8		1:40.512	39.563	33.234	27.715	220.4	13:33.520
9		1:41.085	39.379	33.581	28.125	220.8	15:25.641	9		1:44.780	38.927	37.768	28.085	221.7	15:18.300
10		1:40.228	39.042	33.236	27.950	219.5	17:05.869	10		1:38.866	38.430	32.653	27.783	220.8	16:57.166
11		1:40.522	39.190	33.196	28.136	219.9	18:46.391	11		1:39.657	38.706	33.007	27.944	222.2	18:36.823
12		1:40.290	39.145	33.219	27.926	219.0	20:26.681	12		1:40.687	40.159	32.868	27.660	221.7	20:17.510
13		1:40.058	38.785	33.398	27.875	220.4	22:06.739	13		1:39.867	38.875	33.194	27.798	222.2	21:57.377
14		1:40.332	39.140	33.331	27.861	220.8	23:47.071	14		1:39.195	38.715	32.796	27.684	222.6	23:36.572
15		1:41.033	39.567	33.354	28.112	219.5	25:28.104	15		1:39.222	38.511	32.938	27.773	221.7	25:15.794
16		1:40.741	39.587	33.492	27.662	223.6	27:08.845	16		1:40.334	38.914	33.411	28.009	223.1	26:56.128
17		1:41.273	39.514	33.642	28.117	210.9	28:50.118	17		1:39.350	38.711	33.016	27.623	225.4	28:35.478





Circuito del Jarama
F4 SPANISH CHAMPIONSHIP
Race - 1
Analysis by Lap



Num Tiempo Vta. Dif. 1º

Vta 1

27	1:39.360	
13	1:40.583	01.223
15	1:43.354	03.994
64	1:43.509	04.149
22	1:44.835	05.475
23	1:45.080	05.720
34	1:45.326	05.966
44	1:45.779	06.419
11	1:46.080	06.720
96	1:46.930	07.570
88	1:47.631	08.271
7	1:47.846	08.486
33	1:48.304	08.944
52	1:48.700	09.340
31	1:49.113	09.753
75	1:50.010	10.650

Num Tiempo Vta. Dif. 1º

Vta 2

27	1:39.507	
13	1:39.596	01.312
64	1:39.572	04.214
15	1:42.942	07.429
23	1:41.370	07.583
34	1:41.486	07.945
22	1:43.106	09.074
44	1:42.450	09.362
96	1:41.872	09.935
11	1:43.119	10.332
33	1:41.740	11.177
7	1:42.878	11.857
88	1:44.112	12.876
52	1:43.664	13.497
31	1:43.653	13.899
75	1:43.909	15.052

Num Tiempo Vta. Dif. 1º

Vta 3

27	1:38.930	
13	1:39.141	01.523
64	1:39.931	05.215

23 1:39.990 08.643

34 1:41.130 10.145

15 1:42.469 10.968

22 1:41.335 11.479

44 1:41.484 11.916

96 1:41.230 12.235

11 1:41.376 12.778

33 1:41.241 13.488

7 1:41.332 14.259

88 1:42.417 16.363

52 1:42.365 16.932

31 1:42.337 17.306

75 1:42.899 19.021

Num Tiempo Vta. Dif. 1º

Vta 4

27	1:38.982	
13	1:38.845	01.386
64	1:39.505	05.738
23	1:40.238	09.899
34	1:39.826	10.989
15	1:41.311	13.297
22	1:41.175	13.672
44	1:41.102	14.036
96	1:41.096	14.349
11	1:41.195	14.991
33	1:40.836	15.342
7	1:40.682	15.959
88	1:41.689	19.070
52	1:41.478	19.428
31	1:41.660	19.984
75	1:42.015	22.054

Num Tiempo Vta. Dif. 1º

Vta 5

27	1:39.029	
13	1:38.884	01.241
64	1:39.504	06.213
23	1:39.557	10.427
34	1:39.333	11.293
15	1:40.905	15.173
22	1:41.221	15.864
44	1:41.257	16.264

96 1:41.231 16.551

33 1:40.608 16.921

11 1:41.583 17.545

7 1:40.960 17.890

88 1:41.627 21.668

52 1:41.549 21.948

31 1:41.466 22.421

75 1:41.685 24.710

Num Tiempo Vta. Dif. 1º

Vta 6

27	1:38.644	
13	1:38.806	01.403
64	1:39.295	06.864
23	1:39.193	10.976
34	1:39.083	11.732
15	1:40.210	16.739
22	1:40.112	17.332
44	1:40.013	17.633
33	1:40.046	18.323
96	1:40.982	18.889
11	1:40.522	19.423
7	1:40.669	19.915
88	1:41.428	24.452
52	1:41.542	24.846
31	1:41.797	25.574
75	1:41.555	27.621

Num Tiempo Vta. Dif. 1º

Vta 7

27	1:38.474	
13	1:38.670	01.599
64	1:39.064	07.454
23	1:39.146	11.648
34	1:39.211	12.469
15	1:40.321	18.586
22	1:40.092	18.950
44	1:40.249	19.408
33	1:39.879	19.728
96	1:39.667	20.082
11	1:40.151	21.100
7	1:40.302	21.743
52	1:41.440	27.812

31 1:41.930 29.030

88 1:43.739 29.717

75 1:41.352 30.499

Num Tiempo Vta. Dif. 1º

Vta 8

27	1:38.754	
13	1:38.613	01.458
64	1:39.148	07.848
23	1:39.171	12.065
34	1:38.654	12.369
15	1:40.533	20.365
22	1:40.676	20.872
33	1:40.268	21.242
96	1:40.512	21.840
44	1:41.617	22.271
11	1:40.471	22.817
7	1:40.355	23.344
52	1:40.892	29.950
31	1:40.724	31.000
88	1:41.251	32.214
75	1:41.131	32.876

Num Tiempo Vta. Dif. 1º

Vta 9

27	1:38.436	
13	1:38.643	01.665
64	1:39.058	08.470
23	1:38.982	12.611
34	1:39.314	13.247
15	1:39.946	21.875
33	1:39.633	22.439
22	1:41.683	24.119
44	1:40.797	24.632
11	1:40.883	25.264
7	1:40.616	25.524
96	1:44.780	28.184
52	1:40.638	32.152
31	1:40.606	33.170
75	1:41.085	35.525
88	1:47.822	41.600

Num Tiempo Vta. Dif. 1º

Vta 10

27 1:38.450

13 1:38.607 01.822

64 1:39.470 09.490

23 1:38.910 13.071

34 1:38.897 13.694

15 1:39.925 23.350

33 1:39.763 23.752

22 1:40.001 25.670

44 1:39.783 25.965

11 1:40.346 27.160

7 1:40.489 27.563

96 1:38.866 28.600

52 1:40.823 34.525

31 1:40.707 35.427

75 1:40.228 37.303

88 1:41.713 44.863

Num Tiempo Vta. Dif. 1º

Vta 11

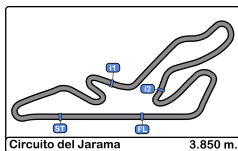
27	1:38.269	
13	1:38.929	02.482
64	1:38.794	10.015
23	1:38.805	13.607
34	1:38.898	14.323
15	1:39.966	25.047
33	1:39.860	25.343
44	1:40.046	27.742
22	1:41.146	28.547
11	1:40.319	29.210
7	1:40.381	29.675
96	1:39.657	29.988
52	1:40.459	36.715
31	1:40.572	37.730
75	1:40.522	39.556
88	1:41.495	48.089

Num Tiempo Vta. Dif. 1º

Vta 12

27	1:38.459	
13	1:38.438	02.461
64	1:38.980	10.536
23	1:38.624	13.772
34	1:38.747	14.611





Circuito del Jarama
F4 SPANISH CHAMPIONSHIP
Race - 1



Analysis by Lap

33	1:39.438	26.322
44	1:39.355	28.638
22	1:39.803	29.891
11	1:40.207	30.958
7	1:40.261	31.477
96	1:40.687	32.216
15	1:47.284	33.872
52	1:40.488	38.744
31	1:40.614	39.885
75	1:40.290	41.387
88	1:41.275	50.905

Num	Tiempo Vta.	Dif. 1º
-----	-------------	---------

Vta 13

27	1:38.152	
13	1:38.757	03.066
64	1:39.099	11.483
23	1:38.502	14.122
34	1:39.019	15.478
33	1:39.308	27.478
44	1:39.368	29.854
22	1:39.966	31.705
11	1:39.973	32.779
7	1:40.238	33.563
96	1:39.867	33.931
15	1:40.276	35.996
52	1:40.613	41.205
31	1:40.971	42.704
75	1:40.058	43.293
88	1:40.895	53.648

Num	Tiempo Vta.	Dif. 1º
-----	-------------	---------

Vta 14

27	1:38.376	
13	1:38.717	03.407
64	1:39.882	12.989
23	1:38.734	14.480
34	1:38.762	15.864
33	1:39.313	28.415
44	1:39.583	31.061
22	1:39.272	32.601
11	1:39.558	33.961
96	1:39.195	34.750

7	1:40.834	36.021
15	1:40.980	38.600
52	1:40.703	43.532
31	1:40.484	44.812
75	1:40.332	45.249
88	1:41.197	56.469

Num	Tiempo Vta.	Dif. 1º
-----	-------------	---------

Vta 15

27	1:38.925	
13	1:38.666	03.148
64	1:38.818	12.882
23	1:38.563	14.118
34	1:38.837	15.776
33	1:39.358	28.848
44	1:39.311	31.447
22	1:38.980	32.656
11	1:39.535	34.571
96	1:39.222	35.047
7	1:40.003	37.099
52	1:40.589	45.196
31	1:41.095	46.982
75	1:41.033	47.357
88	1:41.723	59.267

Num	Tiempo Vta.	Dif. 1º
-----	-------------	---------

Vta 16

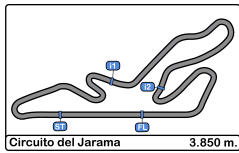
27	1:38.716	
13	1:38.926	03.358
64	1:38.959	13.125
23	1:38.712	14.114
34	1:38.902	15.962
33	1:39.023	29.155
44	1:39.198	31.929
22	1:39.484	33.424
11	1:40.308	36.163
96	1:40.334	36.665
7	1:39.968	38.351
52	1:40.227	46.707
31	1:40.850	49.116
75	1:40.741	49.382
88	1:41.618	1:02.169

Num	Tiempo Vta.	Dif. 1º
-----	-------------	---------

Vta 17

27	1:38.378	
13	1:39.063	04.043
64	1:38.962	13.709
23	1:38.364	14.100
34	1:38.823	16.407
33	1:39.496	30.273
44	1:39.797	33.348
22	1:39.728	34.774
11	1:39.538	37.323
96	1:39.350	37.637
7	1:40.078	40.051
52	1:40.364	48.693
31	1:40.527	51.265
75	1:41.273	52.277
88	1:40.899	1:04.690



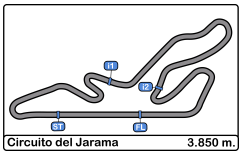


Circuito del Jarama
F4 SPANISH CHAMPIONSHIP
Race - 1
Best Sectors Results



Sector - 1				Sector - 2				Sector - 3				Vuelta Ideal vs Mejor Vuelta			
Clas	Nº	Nombre	Tiempo	Nº	Nombre	Tiempo	Nº	Nombre	Tiempo	Clas	Nº	Nombre	Vta. Ideal	Mejor Vta.	Clas
1	27	Kas Haverkort	38.174	13	Joshua Dufek	32.279	27	Kas Haverkort	27.462	1	27	Kas Haverkort	1:37.938	1:38.152	1
2	23	Thomas Ten Brinke	38.210	27	Kas Haverkort	32.302	23	Thomas Ten Brinke	27.529	2	13	Joshua Dufek	1:38.187	1:38.438	3
3	13	Joshua Dufek	38.300	34	Enric Bordás	32.438	64	Mari Boya	27.579	3	23	Thomas Ten Brinke	1:38.231	1:38.364	2
4	34	Enric Bordás	38.412	64	Mari Boya	32.481	33	Carles Martínez	27.579	4	34	Enric Bordás	1:38.518	1:38.654	4
5	96	Oliver Goethe	38.430	23	Thomas Ten Brinke	32.492	22	Paul Adrien Pallot	27.590	5	64	Mari Boya	1:38.609	1:38.794	5
6	33	Carles Martínez	38.449	22	Paul Adrien Pallot	32.563	13	Joshua Dufek	27.608	6	96	Oliver Goethe	1:38.706	1:38.866	6
7	64	Mari Boya	38.549	96	Oliver Goethe	32.653	44	Guilherme Oliveira	27.612	7	22	Paul Adrien Pallot	1:38.776	1:38.980	7
8	44	Guilherme Oliveira	38.618	44	Guilherme Oliveira	32.666	96	Oliver Goethe	27.623	8	33	Carles Martínez	1:38.822	1:39.023	8
9	22	Paul Adrien Pallot	38.623	33	Carles Martínez	32.794	75	Nicolas Baptiste	27.662	9	44	Guilherme Oliveira	1:38.896	1:39.198	9
10	11	Enzo Joulle	38.715	7	Lorenzo Fluxá	32.889	34	Enric Bordás	27.668	10	11	Enzo Joulle	1:39.322	1:39.535	10
11	75	Nicolas Baptiste	38.785	11	Enzo Joulle	32.932	11	Enzo Joulle	27.675	11	75	Nicolas Baptiste	1:39.643	1:40.058	13
12	52	Suleiman Zanfari	38.950	15	Lena Buhler	32.935	15	Lena Buhler	27.768	12	15	Lena Buhler	1:39.671	1:39.925	11
13	7	Lorenzo Fluxá	38.955	88	Mehrbod Shameli	33.053	7	Lorenzo Fluxá	27.847	13	7	Lorenzo Fluxá	1:39.691	1:39.968	12
14	15	Lena Buhler	38.968	52	Suleiman Zanfari	33.128	52	Suleiman Zanfari	27.901	14	52	Suleiman Zanfari	1:39.979	1:40.227	14
15	31	Alejandro García	39.040	31	Alejandro García	33.150	31	Alejandro García	28.014	15	31	Alejandro García	1:40.204	1:40.484	15
16	88	Mehrbod Shameli	39.443	75	Nicolas Baptiste	33.196	88	Mehrbod Shameli	28.191	16	88	Mehrbod Shameli	1:40.687	1:40.895	16





Circuito del Jarama
F4 SPANISH CHAMPIONSHIP
Race - 1
Leader Sequence



<u>Nº</u>	<u>Nombre</u>	<u>Nac.</u>	<u>Concursante</u>	<u>Vehiculo</u>	<u>Cat</u>	<u>Vta.Inicio</u>	<u>Vta. Fin</u>	<u>Vtas</u>	<u>Total Vtas.</u>
27	Kas Haverkort	NLD	MP MOTORSPORT		R	1	17	17	17



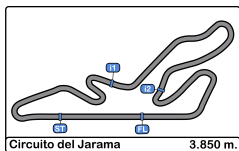


Circuito del Jarama
F4 SPANISH CHAMPIONSHIP
Race - 1
Best 5 Lap Times



Clas	Nº	Nombre	Nac.	Concursante	Vehiculo	Cat	Mejor 1		Mejor 2		Mejor 3		Mejor 4		Mejor 5	
							Tiempo	Vta.	Tiempo	Vta.	Tiempo	Vta.	Tiempo	Vta.	Tiempo	Vta.
1	27	Kas Haverkort	NLD	MP MOTORSPORT		R	1:38.152	13	1:38.269	11	1:38.376	14	1:38.378	17	1:38.436	9
2	23	Thomas Ten Brinke	NLD	MP MOTORSPORT		R	1:38.364	17	1:38.502	13	1:38.563	15	1:38.624	12	1:38.712	16
3	13	Joshua Dufek	CHE	MP MOTORSPORT		R	1:38.438	12	1:38.607	10	1:38.613	8	1:38.643	9	1:38.666	15
4	34	Enric Bordás	ESP	FÓRMULA DE CAMPEONES		R	1:38.654	8	1:38.747	12	1:38.762	14	1:38.823	17	1:38.837	15
5	64	Mari Boya	ESP	MP MOTORSPORT		R	1:38.794	11	1:38.818	15	1:38.959	16	1:38.962	17	1:38.980	12
6	96	Oliver Goethe	DNK	MP MOTORSPORT		R	1:38.866	10	1:39.195	14	1:39.222	15	1:39.350	17	1:39.657	11
7	22	Paul Adrien Pallot	FRA	DRIVEX			1:38.980	15	1:39.272	14	1:39.484	16	1:39.728	17	1:39.803	12
8	33	Carles Martínez	ESP	FÓRMULA DE CAMPEONES			1:39.023	16	1:39.308	13	1:39.313	14	1:39.358	15	1:39.438	12
9	44	Guilherme Oliveira	PRT	DRIVEX		R	1:39.198	16	1:39.311	15	1:39.355	12	1:39.368	13	1:39.583	14
10	11	Enzo Joullie	FRA	MP MOTORSPORT		R	1:39.535	15	1:39.538	17	1:39.558	14	1:39.973	13	1:40.151	7
11	15	Lena Buhler	CHE	DRIVEX		R	1:39.925	10	1:39.946	9	1:39.966	11	1:40.210	6	1:40.276	13
12	7	Lorenzo Fluxá	ESP	GLOBAL RACING SERVICES		R	1:39.968	16	1:40.003	15	1:40.078	17	1:40.238	13	1:40.261	12
13	75	Nicolas Baptiste	COL	DRIVEX		R	1:40.058	13	1:40.228	10	1:40.290	12	1:40.332	14	1:40.522	11
14	52	Suleiman Zanfari	MAR	GLOBAL RACING SERVICES		R	1:40.227	16	1:40.364	17	1:40.459	11	1:40.488	12	1:40.589	15
15	31	Alejandro García	MEX	GLOBAL RACING SERVICES			1:40.484	14	1:40.527	17	1:40.572	11	1:40.606	9	1:40.614	12
16	88	Mehrbod Shameli	IRN	XCEL MOTORSPORT		R	1:40.895	13	1:40.899	17	1:41.197	14	1:41.251	8	1:41.275	12



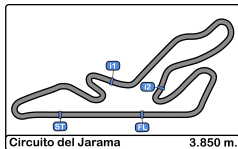


Circuito del Jarama
F4 SPANISH CHAMPIONSHIP
Race - 1
Best 5 Top Speeds



Cla	Nº	Nombre	Nac.	Concursante	Vehiculo	Cat	Maxima 1		Maxima 2		Maxima 3		Maxima 4		Maxima 5		Media
							Km/h	Vta.	Km/h	Vta.	Km/h	Vta.	Km/h	Vta.	Km/h	Vta.	
1	7	Lorenzo Fluxá	ESP	GLOBAL RACING SERVICES		R	227.3	10	222.6	11	221.7	12	220.8	14	220.4	7	222.6
2	96	Oliver Goethe	DNK	MP MOTORSPORT		R	225.4	17	223.1	16	222.6	14	222.2	7	222.2	11	223.1
3	75	Nicolas Baptiste	COL	DRIVEX		R	223.6	16	220.8	9	220.8	14	220.4	13	219.9	8	221.1
4	34	Enric Bordás	ESP	FÓRMULA DE CAMPEONES		R	222.2	9	220.4	11	220.4	12	219.9	10	219.5	8	220.5
5	88	Mehrbod Shameli	IRN	XCEL MOTORSPORT		R	221.7	8	219.5	9	218.6	5	218.1	7	218.1	10	219.2
6	11	Enzo Joulle	FRA	MP MOTORSPORT		R	220.8	7	219.9	9	219.5	12	219.0	8	219.0	10	219.6
7	44	Guilherme Oliveira	PRT	DRIVEX		R	220.8	7	219.5	10	219.5	11	218.1	5	217.7	8	219.1
8	52	Suleiman Zanfari	MAR	GLOBAL RACING SERVICES		R	220.4	6	219.5	5	219.5	7	216.0	4	216.0	17	218.2
9	33	Carles Martínez	ESP	FÓRMULA DE CAMPEONES			219.9	6	219.5	12	219.0	9	219.0	10	218.6	7	219.2
10	13	Joshua Dufek	CHE	MP MOTORSPORT		R	219.5	9	219.5	11	219.0	12	219.0	16	219.0	17	219.2
11	15	Lena Buhler	CHE	DRIVEX		R	219.5	13	218.1	14	217.7	15	217.3	7	217.3	11	218.0
12	22	Paul Adrien Pallot	FRA	DRIVEX			219.0	7	219.0	17	218.6	6	218.6	13	218.1	10	218.7
13	31	Alejandro García	MEX	GLOBAL RACING SERVICES			219.0	2	219.0	5	218.1	6	218.1	7	218.1	10	218.5
14	64	Mari Boya	ESP	MP MOTORSPORT		R	219.0	2	218.1	11	218.1	17	217.7	12	217.7	16	218.1
15	23	Thomas Ten Brinke	NLD	MP MOTORSPORT		R	218.6	3	218.6	17	218.1	2	217.3	15	217.3	16	218.0
16	27	Kas Haverkort	NLD	MP MOTORSPORT		R	218.1	17	217.3	12	217.3	15	217.3	16	216.4	9	217.3

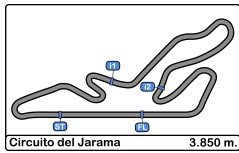




Circuito del Jarama
F4 SPANISH CHAMPIONSHIP
Race - 1
Fastest Laps Sequence



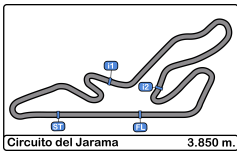
<u>Vta</u>	<u>Hora Día</u>	<u>T Sesion</u>	<u>Nº</u>	<u>Nombre</u>	<u>Nac.</u>	<u>Concursante</u>	<u>Vehiculo</u>	<u>Cat</u>	<u>Time</u>	<u>Km/h</u>
3	10:18:05.646	4:57.646	27	Kas Haverkort	NLD	MP MOTORSPORT		R	1:38.930	140.0
4	10:19:46.014	6:38.014	13	Joshua Dufek	CHE	MP MOTORSPORT		R	1:38.845	140.2
6	10:23:02.301	9:54.301	27	Kas Haverkort	NLD	MP MOTORSPORT		R	1:38.644	140.5
7	10:24:40.775	11:32.775	27	Kas Haverkort	NLD	MP MOTORSPORT		R	1:38.474	140.7
9	10:27:57.965	14:49.965	27	Kas Haverkort	NLD	MP MOTORSPORT		R	1:38.436	140.8
11	10:31:14.684	18:06.684	27	Kas Haverkort	NLD	MP MOTORSPORT		R	1:38.269	141.0
13	10:34:31.295	21:23.295	27	Kas Haverkort	NLD	MP MOTORSPORT		R	1:38.152	141.2



Circuito del Jarama
F4 SPANISH CHAMPIONSHIP
Race - 1
Event Best Maximum Speed



Nº	Nombre	Nac.	Concursante	Vehiculo	Cat	Clas	Km/h	Sesion
15	Lena Buhler	CHE	DRIVEX		R	1	230.7	Free Practice - 2
64	Mari Boya	ESP	MP MOTORSPORT		R	2	230.2	Free Practice - 2
7	Lorenzo Fluxá	ESP	GLOBAL RACING SERVICES		R	3	229.7	Free Practice - 2
23	Thomas Ten Brinke	NLD	MP MOTORSPORT		R	4	228.8	Free Practice - 2
96	Oliver Goethe	DNK	MP MOTORSPORT		R	5	228.8	Free Practice - 2
13	Joshua Dufek	CHE	MP MOTORSPORT		R	6	228.8	Free Practice - 2
22	Paul Adrien Pallot	FRA	DRIVEX				228.3	Free Practice - 2
88	Mehrbod	IRN	XCEL MOTORSPORT		R	7	227.8	Free Practice - 2
34	Enric Bordás	ESP	FÓRMULA DE CAMPEONES		R	8	227.8	Free Practice - 2
44	Guilherme Oliveira	PRT	DRIVEX		R	9	227.8	Qualifying - 2
27	Kas Haverkort	NLD	MP MOTORSPORT		R	10	227.3	Qualifying - 2
31	Alejandro García	MEX	GLOBAL RACING SERVICES				226.8	Free Practice - 2
75	Nicolas Baptiste	COL	DRIVEX		R	11	226.8	Free Practice - 2
11	Enzo Joullie	FRA	MP MOTORSPORT		R	12	226.4	Free Practice - 2
52	Suleiman Zanfari	MAR	GLOBAL RACING SERVICES		R	13	225.9	Free Practice - 2
33	Carles Martínez	ESP	FÓRMULA DE CAMPEONES				225.4	Free Practice - 2



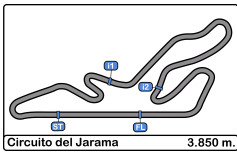
Circuito del Jarama
F4 SPANISH CHAMPIONSHIP
Race - 1
Lap Chart



VTA

Nr	Pos	Grid	1	2	3	4	5	6	7	8	9	10	11	12	13	14	15	16	17
27	1	27	27	27	27	27	27	27	27	27	27	27	27	27	27	27	27	27	27
15	2	15	13	13	13	13	13	13	13	13	13	13	13	13	13	13	13	13	13
96	3	96	15	64	64	64	64	64	64	64	64	64	64	64	64	64	64	64	64
13	4	13	64	15	23	23	23	23	23	23	23	23	23	23	23	23	23	23	23
64	5	64	22	23	34	34	34	34	34	34	34	34	34	34	34	34	34	34	34
44	6	44	23	34	15	15	15	15	15	15	15	15	15	33	33	33	33	33	33
23	7	23	34	22	22	22	22	22	22	22	33	33	33	44	44	44	44	44	44
11	8	11	44	44	44	44	44	44	44	33	22	22	44	22	22	22	22	22	22
88	9	88	11	96	96	96	96	33	33	96	44	44	22	11	11	11	11	11	11
34	10	34	96	11	11	11	33	96	96	44	11	11	11	7	7	96	96	96	96
22	11	22	88	33	33	33	11	11	11	11	7	7	7	96	96	7	7	7	7
7	12	7	7	7	7	7	7	7	7	96	96	96	15	15	15	52	52	52	52
33	13	33	33	88	88	88	88	88	52	52	52	52	52	52	52	52	31	31	31
52	14	52	52	52	52	52	52	52	31	31	31	31	31	31	31	31	75	75	75
31	15	31	31	31	31	31	31	31	88	88	75	75	75	75	75	75	88	88	88
75	16	75	75	75	75	75	75	75	75	75	88	88	88	88	88	88	88	88	88

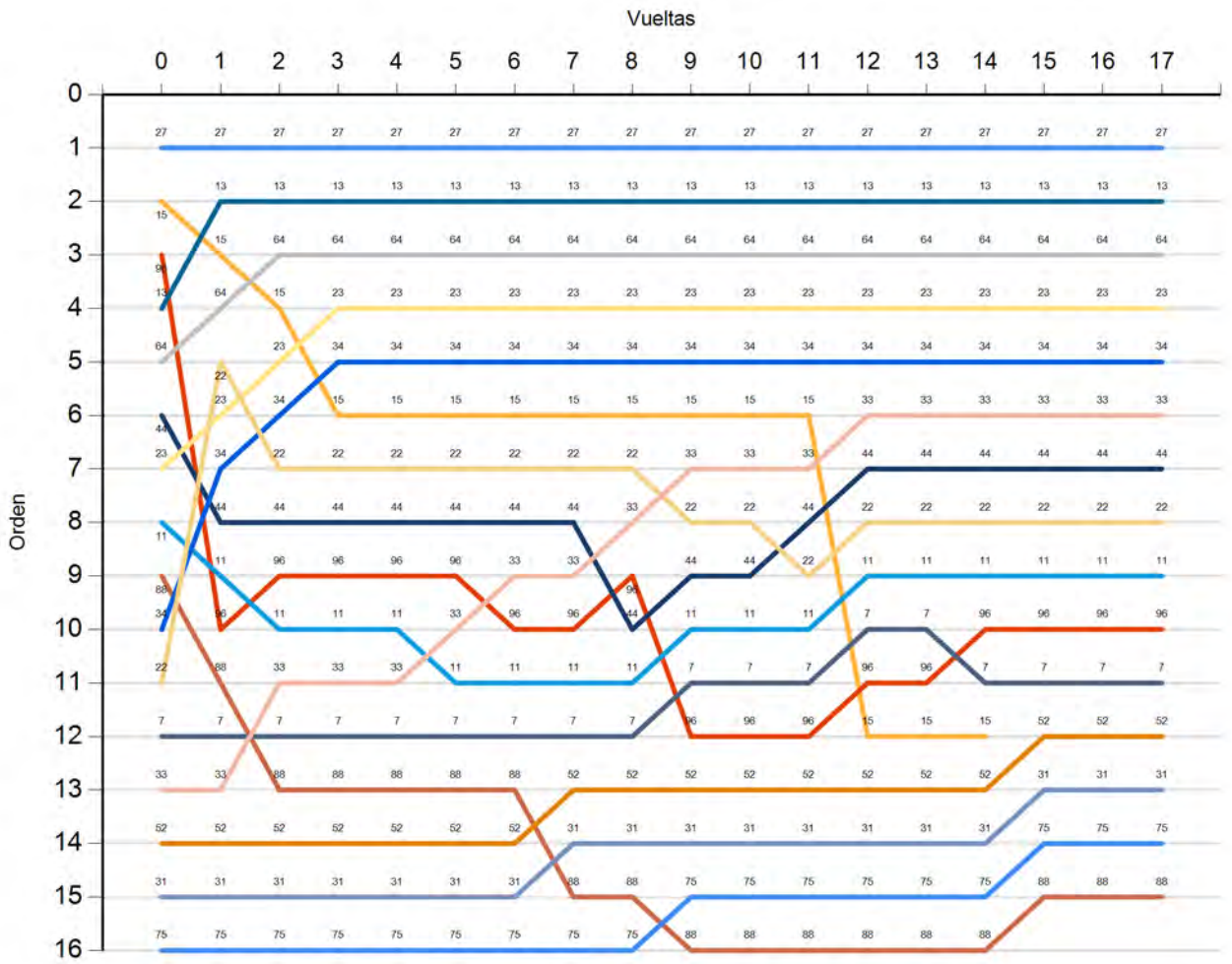


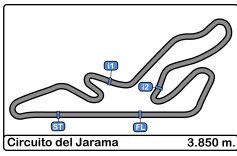


Circuito del Jarama
F4 SPANISH CHAMPIONSHIP
Race - 1
Graphic Lap Chart



- 27
- 15
- 96
- 13
- 64
- 44
- 23
- 11
- 88
- 34
- 22
- 7
- 33
- 52
- 31
- 75



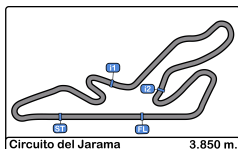


Circuito del Jarama
F4 SPANISH CHAMPIONSHIP
Race - 1
Pit Stop Analysis



<u>Nº</u>	<u>Tiempo Día</u>	<u>Nombre</u>	<u>Nac</u>	<u>Concursante</u>	<u>Vehiculo</u>	<u>Cat</u>	<u>Tiempo Entrada</u>	<u>Nº Parada</u>	<u>Tiempo Pit</u>
-----------	-------------------	---------------	------------	--------------------	-----------------	------------	-----------------------	------------------	-------------------





Circuito del Jarama
F4 SPANISH CHAMPIONSHIP
Race - 1
Final Results



Cls	Nº	Nombre	Nac.	Concursante	Vehiculo	Cat	Cls	N.V.	Tiempo	Dif 1º	Dif Ant.	Km/h	V.R.	Tiempo	Km/
1	27	Kas Haverkort	NLD	MP MOTORSPORT		R	1	17	27:57.841			140.4	13	1:38.152	141.2
2	13	Joshua Dufek	CHE	MP MOTORSPORT		R	2	17	28:01.884	4.043	4.043	140.0	12	1:38.438	140.7
3	64	Mari Boya	ESP	MP MOTORSPORT		R	3	17	28:11.550	13.709	9.666	139.2	11	1:38.794	140.2
4	23	Thomas Ten Brinke	NLD	MP MOTORSPORT		R	4	17	28:11.941	14.100	0.391	139.2	17	1:38.364	140.9
5	34	Enric Bordás	ESP	FÓRMULA DE CAMPEONES		R	5	17	28:14.248	16.407	2.307	139.0	8	1:38.654	140.4
6	33	Carles Martínez	ESP	FÓRMULA DE CAMPEONES				17	28:28.114	30.273	13.866	137.9	16	1:39.023	139.9
7	44	Guilherme Oliveira	PRT	DRIVEX		R	6	17	28:31.189	33.348	3.075	137.6	16	1:39.198	139.7
8	22	Paul Adrien Pallot	FRA	DRIVEX				17	28:32.615	34.774	1.426	137.5	15	1:38.980	140.0
9	11	Enzo Joulie	FRA	MP MOTORSPORT		R	7	17	28:35.164	37.323	2.549	137.3	15	1:39.535	139.2
10	96	Oliver Goethe	DNK	MP MOTORSPORT		R	8	17	28:35.478	37.637	0.314	137.3	10	1:38.866	140.1
11	7	Lorenzo Fluxá	ESP	GLOBAL RACING SERVICES		R	9	17	28:37.892	40.051	2.414	137.1	16	1:39.968	138.6
12	52	Suleiman Zanfari	MAR	GLOBAL RACING SERVICES		R	10	17	28:46.534	48.693	8.642	136.4	16	1:40.227	138.2
13	31	Alejandro García	MEX	GLOBAL RACING SERVICES				17	28:49.106	51.265	2.572	136.2	14	1:40.484	137.9
14	75	Nicolas Baptiste	COL	DRIVEX		R	11	17	28:50.118	52.277	1.012	136.1	13	1:40.058	138.5
15	88	Mehrbod Shameli	IRN	XCEL MOTORSPORT		R	12	17	29:02.531	1:04.690	12.413	135.2	13	1:40.895	137.3
16	15	Lena Buhler	CHE	DRIVEX		R	13	14	23:40.422	3 Vtas	3 Vtas	136.6	10	1:39.925	138.7

Vta. rápida de Kas Haverkort en 1:38.152 a 141.2 Km/h en la vuelta 13

Publicada a las :.....

Track

13.2 °C

Air Temp: 12.4 °C

Humidity: 87 %

Track

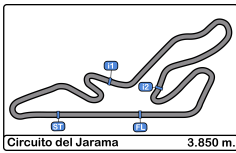
WET

Comisarios Deportivos:

Director de Carrera:

Cronometrador:





Circuito del Jarama
F4 SPANISH CHAMPIONSHIP
Race - 2
Starting Grid



15	31	Alejandro García	1:33.356	.8.	1:34.092	Nicolas Baptiste	75	16
13	33	Carles Martínez	1:32.851	.7.	1:32.976	Suleiman Zanfari	52	14
11	7	Lorenzo Fluxá	1:32.785	.6.	1:32.791	Paul Adrien Pallot	22	12
9	34	Enric Bordás	1:32.645	.5.	1:32.733	Mehrbod Shameli	88	10
7	23	Thomas Ten Brinke	1:32.460	.4.	1:32.522	Enzo Joullie	11	8
5	13	Joshua Dufek	1:32.405	.3.	1:32.433	Guilherme Oliveira	44	6
3	96	Oliver Goethe	1:32.285	.2.	1:32.292	Mari Boya	64	4
1	27	Kas Haverkort	1:31.953	.1.	1:32.259	Lena Buhler	15	2



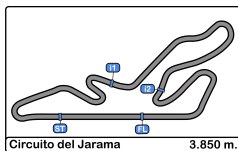
Pole

Publicada a las:.....

Comisarios Deportivos:

Cronometrador:





Circuito del Jarama
F4 SPANISH CHAMPIONSHIP
Race - 2
Provisional Results



Cls	Nº	Nombre	Nac.	Concursante	Vehiculo	Cat	Cls	N.V.	Tiempo	Dif 1º	Dif Ant.	Km/h	V.R.	Tiempo	Km/
1	27	Kas Haverkort	NLD	MP MOTORSPORT		R	1	7	14:13.680			113.6	7	1:39.474	139.3
2	13	Joshua Dufek	CHE	MP MOTORSPORT		R	2	7	14:15.660	1.980	1.980	113.3	7	1:39.824	138.8
3	23	Thomas Ten Brinke	NLD	MP MOTORSPORT		R	3	7	14:17.518	3.838	1.858	113.1	7	1:40.244	138.2
4	44	Guilherme Oliveira	PRT	DRIVEX		R	4	7	14:20.350	6.670	2.832	112.7	7	1:40.659	137.6
5	34	Enric Bordás	ESP	FÓRMULA DE CAMPEONES		R	5	7	14:21.076	7.396	0.726	112.6	7	1:40.560	137.8
6	52	Suleiman Zanfari	MAR	GLOBAL RACING SERVICES		R	6	7	14:24.298	10.618	3.222	112.2	7	1:41.601	136.4
7	22	Paul Adrien Pallot	FRA	DRIVEX				7	14:25.190	11.510	0.892	112.1	7	1:41.621	136.3
8	7	Lorenzo Fluxá	ESP	GLOBAL RACING SERVICES		R	7	7	14:25.603	11.923	0.413	112.0	7	1:41.183	136.9
9	96	Oliver Goethe	DNK	MP MOTORSPORT		R	8	7	14:26.096	12.416	0.493	112.0	7	1:40.460	137.9
10	11	Enzo Joulle	FRA	MP MOTORSPORT		R	9	7	14:27.439	13.759	1.343	111.8	7	1:40.731	137.5
11	64	Mari Boya	ESP	MP MOTORSPORT		R	10	7	14:27.711	14.031	0.272	111.8	7	1:40.521	137.8
12	75	Nicolas Baptiste	COL	DRIVEX		R	11	7	14:31.491	17.811	3.780	111.3	7	1:42.574	135.1
13	31	Alejandro García	MEX	GLOBAL RACING SERVICES				7	14:35.710	22.030	4.219	110.7	7	1:41.925	135.9
No clasificados: (Requerimiento: 75% del numero de vueltas del lider = 6 Vueltas)															
	88	Mehrbod Shameli	IRN	XCEL MOTORSPORT		R	12	1	1:49.165	6 Vtas	6 Vtas	126.9	1	1:49.165	126.9
	33	Carles Martínez	ESP	FÓRMULA DE CAMPEONES				1	1:49.707	6 Vtas	0.542	126.3	1	1:49.707	126.3

Vta. rápida de Kas Haverkort en 1:39.474 a 139.3 Km/h en la vuelta 7

Publicada a las :.....

Track

13.7 °C

Air Temp: 12.1 °C

Humidity: 82 %

Track

WET

Comisarios Deportivos:

Director de Carrera:

Cronometrador:



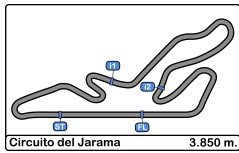


Circuito del Jarama
F4 SPANISH CHAMPIONSHIP
Race - 2



Provisional Classification by Driver Fastest Lap

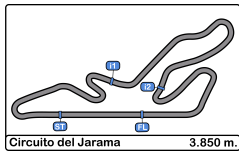
Clas	Nº	Nombre	Nac.	Concursante	Vehiculo	Cat	Clas	N.V.	V.R.	Tiempo	Dif 1º	Dif Ant.	Km/h
1	27	Kas Haverkort	NLD	MP MOTORSPORT		R	1	7	7	1:39.474			139.3
2	13	Joshua Dufek	CHE	MP MOTORSPORT		R	2	7	7	1:39.824	0.350	0.350	138.8
3	23	Thomas Ten Brinke	NLD	MP MOTORSPORT		R	3	7	7	1:40.244	0.770	0.420	138.2
4	96	Oliver Goethe	DNK	MP MOTORSPORT		R	4	7	7	1:40.460	0.986	0.216	137.9
5	64	Mari Boya	ESP	MP MOTORSPORT		R	5	7	7	1:40.521	1.047	0.061	137.8
6	34	Enric Bordás	ESP	FÓRMULA DE CAMPEONES		R	6	7	7	1:40.560	1.086	0.039	137.8
7	44	Guilherme Oliveira	PRT	DRIVEX		R	7	7	7	1:40.659	1.185	0.099	137.6
8	11	Enzo Joulle	FRA	MP MOTORSPORT		R	8	7	7	1:40.731	1.257	0.072	137.5
9	7	Lorenzo Fluxá	ESP	GLOBAL RACING SERVICES		R	9	7	7	1:41.183	1.709	0.452	136.9
10	52	Suleiman Zanfari	MAR	GLOBAL RACING SERVICES		R	10	7	7	1:41.601	2.127	0.418	136.4
11	22	Paul Adrien Pallot	FRA	DRIVEX				7	7	1:41.621	2.147	0.020	136.3
12	31	Alejandro García	MEX	GLOBAL RACING SERVICES				7	7	1:41.925	2.451	0.304	135.9
13	75	Nicolas Baptiste	COL	DRIVEX		R	11	7	7	1:42.574	3.100	0.649	135.1
14	88	Mehrbod Shamelí	IRN	XCEL MOTORSPORT		R	12	1	1	1:49.165	9.691	6.591	126.9
15	33	Carles Martínez	ESP	FÓRMULA DE CAMPEONES				1	1	1:49.707	10.233	0.542	126.3



Circuito del Jarama
F4 SPANISH CHAMPIONSHIP
 Race - 2
Distance and Speed Average



Clas	Nº	Nombre	Nac.	Concursante	Vehiculo	Cat	Clas	N.V.	Distancia	Tiempo	Km/h
1	27	Kas Haverkort	NLD	MP MOTORSPORT		R	1	7	26.95	14:13.680	113.6
2	13	Joshua Dufek	CHE	MP MOTORSPORT		R	2	7	26.95	14:15.660	113.3
3	23	Thomas Ten	NLD	MP MOTORSPORT		R	3	7	26.95	14:17.518	113.1
4	44	Guilherme Oliveira	PRT	DRIVEX		R	4	7	26.95	14:20.350	112.7
5	34	Enric Bordás	ESP	FÓRMULA DE CAMPEONES		R	5	7	26.95	14:21.076	112.6
6	52	Suleiman Zanfari	MAR	GLOBAL RACING SERVICES		R	6	7	26.95	14:24.298	112.2
7	22	Paul Adrien Pallot	FRA	DRIVEX				7	26.95	14:25.190	112.1
8	7	Lorenzo Fluxá	ESP	GLOBAL RACING SERVICES		R	7	7	26.95	14:25.603	112.0
9	96	Oliver Goethe	DNK	MP MOTORSPORT		R	8	7	26.95	14:26.096	112.0
10	11	Enzo Joulle	FRA	MP MOTORSPORT		R	9	7	26.95	14:27.439	111.8
11	64	Mari Boya	ESP	MP MOTORSPORT		R	10	7	26.95	14:27.711	111.8
12	75	Nicolas Baptiste	COL	DRIVEX		R	11	7	26.95	14:31.491	111.3
13	31	Alejandro García	MEX	GLOBAL RACING SERVICES				7	26.95	14:35.710	110.7
No clasificados: (Requerimiento: 75% del numero de vueltas del lider = 6 Vueltas)											
	88	Mehrbod Shameli	IRN	XCEL MOTORSPORT		R	12	1	03.85	1:49.165	126.9
	33	Carles Martínez	ESP	FÓRMULA DE CAMPEONES				1	03.85	1:49.707	126.3



Circuito del Jarama
F4 SPANISH CHAMPIONSHIP
Race - 2
Lap Analysis



7 1 Lorenzo Fluxá

R 2 GLOBAL RACING SERVICES

Vta	D	Tiempo	Sector 1	Sector 2	Sector 3	V.Max	Elapsed
1		1:50.903	46.400	35.722	28.781	150.8	1:50.903
2		1:46.656	40.471	35.921	30.264	209.3	3:37.559
3		2:53.816	1:04.919	1:01.264	47.633	136.8	6:31.375
4		2:46.481	1:08.285	56.994	41.202	93.7	9:17.856
5		1:44.232	40.730	35.012	28.490	212.1	11:02.088
6		1:42.332	40.209	33.789	28.334	213.0	12:44.420
7		1:41.183	39.767	33.099	28.317	216.8	14:25.603

27 1 Kas Haverkort

R 2 MP MOTORSPORT

Vta	D	Tiempo	Sector 1	Sector 2	Sector 3	V.Max	Elapsed
1		1:40.403	39.408	33.210	27.785	126.9	1:40.403
2		1:50.550	39.035	32.891	38.624	213.0	3:30.953
3		2:54.588	1:05.485	1:01.967	47.136	114.5	6:25.541
4		2:48.653	1:08.253	58.076	42.324	87.1	9:14.194
5		1:40.306	39.512	33.014	27.780	212.1	10:54.500
6		1:39.706	39.095	32.791	27.820	213.8	12:34.206
7		1:39.474	38.992	32.638	27.844	214.2	14:13.680

11 1 Enzo Joulie

R 2 MP MOTORSPORT

Vta	D	Tiempo	Sector 1	Sector 2	Sector 3	V.Max	Elapsed
1		1:47.463	43.503	34.871	29.089	143.0	1:47.463
2		2:18.352 P	1:10.568	34.753	33.031	216.4	4:05.815
3		2:29.138	1:18.298	33.723	37.117	117.6	6:34.953
4		2:44.618	1:07.195	57.824	39.599	89.6	9:19.571
5		1:44.109	40.973	34.570	28.566	193.8	11:03.680
6		1:43.028	40.370	34.342	28.316	213.4	12:46.708
7		1:40.731	39.312	33.286	28.133	216.0	14:27.439

31 1 Alejandro García

R 2 GLOBAL RACING SERVICES

Vta	D	Tiempo	Sector 1	Sector 2	Sector 3	V.Max	Elapsed
1		1:50.532	45.235	36.317	28.980	156.9	1:50.532
2		1:45.427	40.463	34.883	30.081	207.2	3:35.959
3		2:54.851	1:05.299	1:01.621	47.931	111.8	6:30.810
4		2:46.962	1:07.816	57.459	41.687	97.0	9:17.772
5		1:44.995	41.418	34.878	28.699	204.9	11:02.767
6		1:51.018	40.597	41.703	28.718	203.3	12:53.785
7		1:41.925	39.797	33.649	28.479	211.7	14:35.710

13 1 Joshua Dufek

R 2 MP MOTORSPORT

Vta	D	Tiempo	Sector 1	Sector 2	Sector 3	V.Max	Elapsed
1		1:42.537	40.540	33.623	28.374	137.4	1:42.537
2		1:49.111	39.405	32.964	36.742	213.8	3:31.648
3		2:54.609	1:05.425	1:02.088	47.096	104.2	6:26.257
4		2:48.799	1:08.408	57.654	42.737	86.1	9:15.056
5		1:40.754	39.403	33.297	28.054	213.0	10:55.810
6		1:40.026	39.135	32.819	28.072	214.2	12:35.836
7		1:39.824	39.151	32.518	28.155	214.7	14:15.660

33 1 Carles Martínez

R 2 FÓRMULA DE CAMPEONES

Vta	D	Tiempo	Sector 1	Sector 2	Sector 3	V.Max	Elapsed
1		1:49.707	44.647	36.336	28.724	152.1	1:49.707

34 1 Enric Bordás

R 2 FÓRMULA DE CAMPEONES

Vta	D	Tiempo	Sector 1	Sector 2	Sector 3	V.Max	Elapsed
1		1:47.536	43.903	35.067	28.566	146.5	1:47.536
2		1:46.708	40.234	33.538	32.936	210.9	3:34.244
3		2:54.574	1:04.796	1:01.967	47.811	110.4	6:28.818
4		2:47.636	1:07.781	57.228	42.627	102.1	9:16.454
5		1:42.778	40.515	34.113	28.150	209.3	10:59.232
6		1:41.284	39.654	33.435	28.195	215.5	12:40.516
7		1:40.560	39.238	33.110	28.212	216.0	14:21.076

22 1 Paul Adrien Pallot

R 2 DRIVEX

Vta	D	Tiempo	Sector 1	Sector 2	Sector 3	V.Max	Elapsed
1		1:47.319	43.022	35.052	29.245	154.9	1:47.319
2		1:48.287	43.346	34.433	30.508	213.8	3:35.606
3		2:54.581	1:04.793	1:01.875	47.913	118.4	6:30.187
4		2:47.125	1:07.945	57.090	42.090	94.0	9:17.312
5		1:44.231	41.064	34.642	28.525	211.3	11:01.543
6		1:42.026	40.136	33.370	28.520	210.9	12:43.569
7		1:41.621	39.768	33.503	28.350	216.0	14:25.190

44 1 Guilherme Oliveira

R 2 DRIVEX

Vta	D	Tiempo	Sector 1	Sector 2	Sector 3	V.Max	Elapsed
1		1:45.761	42.233	34.928	28.600	140.2	1:45.761
2		1:47.674	40.289	33.631	33.754	211.3	3:33.435
3		2:54.089	1:05.356	1:01.720	47.013	107.2	6:27.524
4		2:48.742	1:08.606	57.254	42.882	94.1	9:16.266
5		1:42.353	40.524	33.707	28.122	211.3	10:58.619
6		1:41.072	39.573	33.468	28.031	214.2	12:39.691
7		1:40.659	39.390	33.355	27.914	214.2	14:20.350

23 1 Thomas Ten Brinke

R 2 MP MOTORSPORT

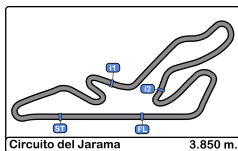
Vta	D	Tiempo	Sector 1	Sector 2	Sector 3	V.Max	Elapsed
1		1:43.432	41.080	33.937	28.415	142.6	1:43.432
2		1:48.927	39.928	33.330	35.669	211.3	3:32.359
3		2:54.678	1:05.550	1:02.068	47.060	108.7	6:27.037
4		2:48.411	1:08.448	57.413	42.550	92.3	9:15.448
5		1:41.226	39.687	33.286	28.253	214.2	10:56.674
6		1:40.600	39.469	33.162	27.969	212.1	12:37.274
7		1:40.244	39.307	32.921	28.016	212.5	14:17.518

52 1 Suleiman Zanfari

R 2 GLOBAL RACING SERVICES

Vta	D	Tiempo	Sector 1	Sector 2	Sector 3	V.Max	Elapsed
1		1:48.624	44.300	35.378	28.946	154.9	1:48.624
2		1:46.067	40.079	34.011	31.977	212.1	3:34.691
3		2:54.641	1:04.909	1:01.957	47.775	109.2	6:29.332
4		2:47.543	1:07.717	57.314	42.512	95.9	9:16.875
5		1:44.004	40.676	34.634	28.694	203.3	11:00.879
6		1:41.818	39.744	33.720	28.354	211.7	12:42.697
7		1:41.601	39.632	33.683	28.286	211.7	14:24.298





Circuito del Jarama
F4 SPANISH CHAMPIONSHIP
Race - 2
Lap Analysis



64

1 Mari Boya

R 2 MP MOTORSPORT

Vta	D	Tiempo	Sector 1	Sector 2	Sector 3	V.Max	Elapsed
1		1:51.992	48.986	34.676	28.330	134.6	1:51.992
2		1:46.341	39.863	36.354	30.124	214.7	3:38.333
3		2:53.855	1:04.548	1:01.555	47.752	124.2	6:32.188
4		2:46.017	1:07.721	57.321	40.975	91.5	9:18.205
5		1:46.784	43.487	34.950	28.347	213.0	11:04.989
6		1:42.201	40.188	33.843	28.170	215.1	12:47.190
7		<u>1:40.521</u>	<u>39.336</u>	<u>33.321</u>	<u>27.864</u>	217.3	14:27.711

75

1 Nicolas Baptiste

R 2 DRIVEX

Vta	D	Tiempo	Sector 1	Sector 2	Sector 3	V.Max	Elapsed
1		1:51.917	46.198	36.712	29.007	155.1	1:51.917
2		1:47.647	41.304	36.414	29.929	193.5	3:39.564
3		2:53.541	1:03.935	1:01.720	47.886	131.2	6:33.105
4		2:46.023	1:07.640	57.228	41.155	89.7	9:19.128
5		1:45.536	41.838	34.810	28.888	210.9	11:04.664
6		1:44.253	40.955	34.714	28.584	216.4	12:48.917
7		<u>1:42.574</u>	<u>40.217</u>	<u>33.932</u>	<u>28.425</u>	215.5	14:31.491

88

1 Mehrbod Shameli

R 2 XCEL MOTORSPORT

Vta	D	Tiempo	Sector 1	Sector 2	Sector 3	V.Max	Elapsed
1		<u>1:49.165</u>	<u>44.529</u>	<u>35.914</u>	<u>28.722</u>	149.1	1:49.165

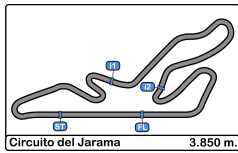
96

1 Oliver Goethe

R 2 MP MOTORSPORT

Vta	D	Tiempo	Sector 1	Sector 2	Sector 3	V.Max	Elapsed
1		1:53.132	50.031	34.249	28.852	133.8	1:53.132
2		1:47.515	40.505	36.591	30.419	210.5	3:40.647
3		2:53.346	1:03.766	1:01.621	47.959	131.3	6:33.993
4		2:45.269	1:07.486	57.410	40.373	101.6	9:19.262
5		1:44.004	40.331	35.070	28.603	204.5	11:03.266
6		1:42.370	40.595	33.659	28.116	210.5	12:45.636
7		<u>1:40.460</u>	<u>39.368</u>	<u>33.065</u>	<u>28.027</u>	215.1	14:26.096





Circuito del Jarama
F4 SPANISH CHAMPIONSHIP
Race - 2
Analysis by Lap



Num **Tiempo Vta.** **Dif. 1º**

Vta 1

27	1:40.403	
13	1:42.537	02.134
23	1:43.432	03.029
44	1:45.761	05.358
22	1:47.319	06.916
11	1:47.463	07.060
34	1:47.536	07.133
52	1:48.624	08.221
88	1:49.165	08.762
33	1:49.707	09.304
31	1:50.532	10.129
7	1:50.903	10.500
75	1:51.917	11.514
64	1:51.992	11.589
96	1:53.132	12.729

Num **Tiempo Vta.** **Dif. 1º**

Vta 2

27	1:50.550	
13	1:49.111	00.695
23	1:48.927	01.406
44	1:47.674	02.482
34	1:46.708	03.291
52	1:46.067	03.738
22	1:48.287	04.653
31	1:45.427	05.006
7	1:46.656	06.606
64	1:46.341	07.380
75	1:47.647	08.611
96	1:47.515	09.694
11	2:18.352	34.862

Num **Tiempo Vta.** **Dif. 1º**

Vta 3

27	2:54.588	
13	2:54.609	00.716
23	2:54.678	01.496
44	2:54.089	01.983
34	2:54.574	03.277
52	2:54.641	03.791
22	2:54.581	04.646

Num **Tiempo Vta.** **Dif. 1º**

Vta 4

31	2:54.851	05.269
7	2:53.816	05.834
64	2:53.855	06.647
75	2:53.541	07.564
96	2:53.346	08.452
11	2:29.138	09.412
27	2:48.653	
13	2:48.799	00.862
23	2:48.411	01.254
44	2:48.742	02.072
34	2:47.636	02.260
52	2:47.543	02.681
22	2:47.125	03.118
31	2:46.962	03.578
7	2:46.481	03.662
64	2:46.017	04.011
75	2:46.023	04.934
96	2:45.269	05.068
11	2:44.618	05.377

Num **Tiempo Vta.** **Dif. 1º**

Vta 5

27	1:40.306	
13	1:40.754	01.310
23	1:41.226	02.174
44	1:42.353	04.119
34	1:42.778	04.732
52	1:44.004	06.379
22	1:44.231	07.043
7	1:44.232	07.588
31	1:44.995	08.267
96	1:44.004	08.766
11	1:44.109	09.180
75	1:45.536	10.164
64	1:46.784	10.489

Num **Tiempo Vta.** **Dif. 1º**

Vta 6

27	1:39.706	
13	1:40.026	01.630
23	1:40.600	03.068

Num **Tiempo Vta.** **Dif. 1º**

Vta 7

44	1:41.072	05.485
34	1:41.284	06.310
52	1:41.818	08.491
22	1:42.026	09.363
7	1:42.332	10.214
96	1:42.370	11.430
11	1:43.028	12.502
64	1:42.201	12.984
75	1:44.253	14.711
31	1:51.018	19.579
27	1:39.474	
13	1:39.824	01.980
23	1:40.244	03.838
44	1:40.659	06.670
34	1:40.560	07.396
52	1:41.601	10.618
22	1:41.621	11.510
7	1:41.183	11.923
96	1:40.460	12.416
11	1:40.731	13.759
64	1:40.521	14.031
75	1:42.574	17.811
31	1:41.925	22.030



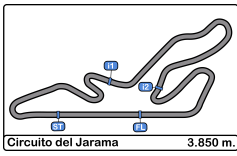


Circuito del Jarama
F4 SPANISH CHAMPIONSHIP
Race - 2
Best Sectors Results



Sector - 1			Sector - 2			Sector - 3			Vuelta Ideal vs Mejor Vuelta						
Clas	Nº	Nombre	Tiempo	Nº	Nombre	Tiempo	Nº	Nombre	Tiempo	Clas	Nº	Nombre	Vta. Ideal	Mejor Vta.	Clas
1	27	Kas Haverkort	38.992	13	Joshua Dufek	32.518	27	Kas Haverkort	27.780	1	27	Kas Haverkort	1:39.410	1:39.474	1
2	13	Joshua Dufek	39.135	27	Kas Haverkort	32.638	64	Mari Boya	27.864	2	13	Joshua Dufek	1:39.707	1:39.824	2
3	34	Enric Bordás	39.238	23	Thomas Ten Brinke	32.921	44	Guilherme Oliveira	27.914	3	23	Thomas Ten Brinke	1:40.197	1:40.244	3
4	23	Thomas Ten Brinke	39.307	96	Oliver Goethe	33.065	23	Thomas Ten Brinke	27.969	4	96	Oliver Goethe	1:40.460	1:40.460	4
5	11	Enzo Joulle	39.312	7	Lorenzo Fluxá	33.099	96	Oliver Goethe	28.027	5	34	Enric Bordás	1:40.498	1:40.560	6
6	64	Mari Boya	39.336	34	Enric Bordás	33.110	13	Joshua Dufek	28.054	6	64	Mari Boya	1:40.521	1:40.521	5
7	96	Oliver Goethe	39.368	11	Enzo Joulle	33.286	11	Enzo Joulle	28.133	7	44	Guilherme Oliveira	1:40.659	1:40.659	7
8	44	Guilherme Oliveira	39.390	64	Mari Boya	33.321	34	Enric Bordás	28.150	8	11	Enzo Joulle	1:40.731	1:40.731	8
9	52	Suleiman Zanfari	39.632	44	Guilherme Oliveira	33.355	52	Suleiman Zanfari	28.286	9	7	Lorenzo Fluxá	1:41.183	1:41.183	9
10	7	Lorenzo Fluxá	39.767	22	Paul Adrien Pallot	33.370	7	Lorenzo Fluxá	28.317	10	22	Paul Adrien Pallot	1:41.488	1:41.621	11
11	22	Paul Adrien Pallot	39.768	31	Alejandro García	33.649	22	Paul Adrien Pallot	28.350	11	52	Suleiman Zanfari	1:41.601	1:41.601	10
12	31	Alejandro García	39.797	52	Suleiman Zanfari	33.683	75	Nicolas Baptiste	28.425	12	31	Alejandro García	1:41.925	1:41.925	12
13	75	Nicolas Baptiste	40.217	75	Nicolas Baptiste	33.932	31	Alejandro García	28.479	13	75	Nicolas Baptiste	1:42.574	1:42.574	13
14	88	Mehrbod Shameli	44.529	88	Mehrbod Shameli	35.914	88	Mehrbod Shameli	28.722	14	88	Mehrbod Shameli	1:49.165	1:49.165	14
15	33	Carles Martínez	44.647	33	Carles Martínez	36.336	33	Carles Martínez	28.724	15	33	Carles Martínez	1:49.707	1:49.707	15



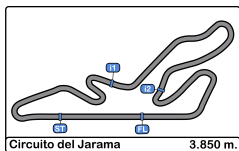


Circuito del Jarama
F4 SPANISH CHAMPIONSHIP
Race - 2
Leader Sequence



<u>Nº</u>	<u>Nombre</u>	<u>Nac.</u>	<u>Concursante</u>	<u>Vehiculo</u>	<u>Cat</u>	<u>Vta.Inicio</u>	<u>Vta. Fin</u>	<u>Vtas</u>	<u>Total Vtas.</u>
27	Kas Haverkort	NLD	MP MOTORSPORT		R	1	7	7	7



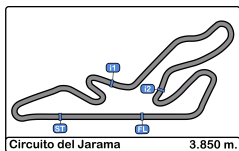


Circuito del Jarama
F4 SPANISH CHAMPIONSHIP
Race - 2
Best 5 Lap Times



Clas	Nº	Nombre	Nac.	Concursante	Vehiculo	Cat	Mejor 1		Mejor 2		Mejor 3		Mejor 4		Mejor 5	
							Tiempo	Vta.	Tiempo	Vta.	Tiempo	Vta.	Tiempo	Vta.	Tiempo	Vta.
1	27	Kas Haverkort	NLD	MP MOTORSPORT		R	1:39.474	7	1:39.706	6	1:40.306	5	1:40.403	1	1:50.550	2
2	13	Joshua Dufek	CHE	MP MOTORSPORT		R	1:39.824	7	1:40.026	6	1:40.754	5	1:42.537	1	1:49.111	2
3	23	Thomas Ten Brinke	NLD	MP MOTORSPORT		R	1:40.244	7	1:40.600	6	1:41.226	5	1:43.432	1	1:48.927	2
4	96	Oliver Goethe	DNK	MP MOTORSPORT		R	1:40.460	7	1:42.370	6	1:44.004	5	1:47.515	2	1:53.132	1
5	64	Mari Boya	ESP	MP MOTORSPORT		R	1:40.521	7	1:42.201	6	1:46.341	2	1:46.784	5	1:51.992	1
6	34	Enric Bordás	ESP	FÓRMULA DE CAMPEONES		R	1:40.560	7	1:41.284	6	1:42.778	5	1:46.708	2	1:47.536	1
7	44	Guilherme Oliveira	PRT	DRIVEX		R	1:40.659	7	1:41.072	6	1:42.353	5	1:45.761	1	1:47.674	2
8	11	Enzo Joulie	FRA	MP MOTORSPORT		R	1:40.731	7	1:43.028	6	1:44.109	5	1:47.463	1	2:18.352	2
9	7	Lorenzo Fluxá	ESP	GLOBAL RACING SERVICES		R	1:41.183	7	1:42.332	6	1:44.232	5	1:46.656	2	1:50.903	1
10	52	Suleiman Zanfari	MAR	GLOBAL RACING SERVICES		R	1:41.601	7	1:41.818	6	1:44.004	5	1:46.067	2	1:48.624	1
11	22	Paul Adrien Pallot	FRA	DRIVEX			1:41.621	7	1:42.026	6	1:44.231	5	1:47.319	1	1:48.287	2
12	31	Alejandro García	MEX	GLOBAL RACING SERVICES			1:41.925	7	1:44.995	5	1:45.427	2	1:50.532	1	1:51.018	6
13	75	Nicolas Baptiste	COL	DRIVEX		R	1:42.574	7	1:44.253	6	1:45.536	5	1:47.647	2	1:51.917	1
14	88	Mehrbod Shameli	IRN	XCEL MOTORSPORT		R	1:49.165	1								
15	33	Carles Martínez	ESP	FÓRMULA DE CAMPEONES			1:49.707	1								

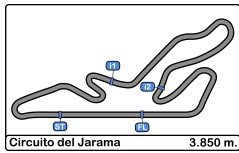




Circuito del Jarama
F4 SPANISH CHAMPIONSHIP
Race - 2
Best 5 Top Speeds



Cla	Nº	Nombre	Nac.	Concursante	Vehiculo	Cat	Maxima 1		Maxima 2		Maxima 3		Maxima 4		Maxima 5		Media
							Km/h	Vta.	Km/h	Vta.	Km/h	Vta.	Km/h	Vta.	Km/h	Vta.	
1	64	Mari Boya	ESP	MP MOTORSPORT		R	217.3	7	215.1	6	214.7	2	213.0	5	134.6	1	198.9
2	7	Lorenzo Fluxá	ESP	GLOBAL RACING SERVICES		R	216.8	7	213.0	6	212.1	5	209.3	2	150.8	1	200.4
3	11	Enzo Joullie	FRA	MP MOTORSPORT		R	216.4	2	216.0	7	213.4	6	193.8	5	143.0	1	196.5
4	75	Nicolas Baptiste	COL	DRIVEX		R	216.4	6	215.5	7	210.9	5	193.5	2	155.1	1	198.3
5	22	Paul Adrien Pallot	FRA	DRIVEX			216.0	7	213.8	2	211.3	5	210.9	6	154.9	1	201.4
6	34	Enric Bordás	ESP	FÓRMULA DE CAMPEONES		R	216.0	7	215.5	6	210.9	2	209.3	5	146.5	1	199.6
7	96	Oliver Goethe	DNK	MP MOTORSPORT		R	215.1	7	210.5	2	210.5	6	204.5	5	133.8	1	194.9
8	13	Joshua Dufek	CHE	MP MOTORSPORT		R	214.7	7	214.2	6	213.8	2	213.0	5	137.4	1	198.6
9	88	Mehrbod Shameli	IRN	XCEL MOTORSPORT		R	214.7	2	149.1	1							181.9
10	23	Thomas Ten Brinke	NLD	MP MOTORSPORT		R	214.2	5	212.5	7	212.1	6	211.3	2	142.6	1	198.6
11	27	Kas Haverkort	NLD	MP MOTORSPORT		R	214.2	7	213.8	6	213.0	2	212.1	5	126.9	1	196.0
12	44	Guilherme Oliveira	PRT	DRIVEX		R	214.2	6	214.2	7	211.3	2	211.3	5	140.2	1	198.3
13	52	Suleiman Zanfari	MAR	GLOBAL RACING SERVICES		R	212.1	2	211.7	6	211.7	7	203.3	5	154.9	1	198.8
14	31	Alejandro García	MEX	GLOBAL RACING SERVICES			211.7	7	207.2	2	204.9	5	203.3	6	156.9	1	196.8
15	33	Carles Martínez	ESP	FÓRMULA DE CAMPEONES			209.7	2	152.1	1							180.9

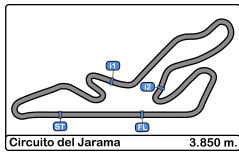


Circuito del Jarama
F4 SPANISH CHAMPIONSHIP
Race - 2
Fastest Laps Sequence



<u>Vta</u>	<u>Hora Día</u>	<u>T Sesion</u>	<u>Nº</u>	<u>Nombre</u>	<u>Nac.</u>	<u>Concursante</u>	<u>Vehiculo</u>	<u>Cat</u>	<u>Time</u>	<u>Km/h</u>
5	13:04:05.876	10:54.876	27	Kas Haverkort	NLD	MP MOTORSPORT		R	1:40.306	138.1
6	13:05:45.582	12:34.582	27	Kas Haverkort	NLD	MP MOTORSPORT		R	1:39.706	139.0
7	13:07:25.056	14:14.056	27	Kas Haverkort	NLD	MP MOTORSPORT		R	1:39.474	139.3

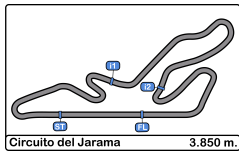




Circuito del Jarama
F4 SPANISH CHAMPIONSHIP
Race - 2
Event Best Maximum Speed



Nº	Nombre	Nac.	Concursante	Vehiculo	Cat	Clas	Km/h	Sesion
15	Lena Buhler	CHE	DRIVEX		R	1	230.7	Free Practice - 2
64	Mari Boya	ESP	MP MOTORSPORT		R	2	230.2	Free Practice - 2
7	Lorenzo Fluxá	ESP	GLOBAL RACING SERVICES		R	3	229.7	Free Practice - 2
23	Thomas Ten Brinke	NLD	MP MOTORSPORT		R	4	228.8	Free Practice - 2
96	Oliver Goethe	DNK	MP MOTORSPORT		R	5	228.8	Free Practice - 2
13	Joshua Dufek	CHE	MP MOTORSPORT		R	6	228.8	Free Practice - 2
22	Paul Adrien Pallot	FRA	DRIVEX				228.3	Free Practice - 2
88	Mehrbod	IRN	XCEL MOTORSPORT		R	7	227.8	Free Practice - 2
34	Enric Bordás	ESP	FÓRMULA DE CAMPEONES		R	8	227.8	Free Practice - 2
44	Guilherme Oliveira	PRT	DRIVEX		R	9	227.8	Qualifying - 2
27	Kas Haverkort	NLD	MP MOTORSPORT		R	10	227.3	Free Practice - 2
31	Alejandro García	MEX	GLOBAL RACING SERVICES				226.8	Free Practice - 2
75	Nicolas Baptiste	COL	DRIVEX		R	11	226.8	Free Practice - 2
11	Enzo Joullie	FRA	MP MOTORSPORT		R	12	226.4	Free Practice - 2
52	Suleiman Zanfari	MAR	GLOBAL RACING SERVICES		R	13	225.9	Free Practice - 2
33	Carles Martínez	ESP	FÓRMULA DE CAMPEONES				225.4	Free Practice - 2



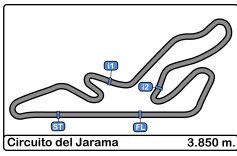
Circuito del Jarama
F4 SPANISH CHAMPIONSHIP
Race - 2
Lap Chart



VTA

Nr	Pos	Grid	1	2	3	4	5	6	7
27	1	27	27	27	27	27	27	27	27
96	2	96	13	13	13	13	13	13	13
64	3	64	23	23	23	23	23	23	23
13	4	13	44	44	44	44	44	44	44
44	5	44	22	34	34	34	34	34	34
23	6	23	11	52	52	52	52	52	52
11	7	11	34	22	22	22	22	22	22
34	8	34	52	31	31	31	7	7	7
88	9	88	88	7	7	7	31	96	96
7	10	7	33	64	64	64	96	11	11
22	11	22	31	75	75	75	11	64	64
33	12	33	7	96	96	96	75	75	75
52	13	52	75	11	11	11	64	31	31
31	14	31	64						
75	15	75	96						

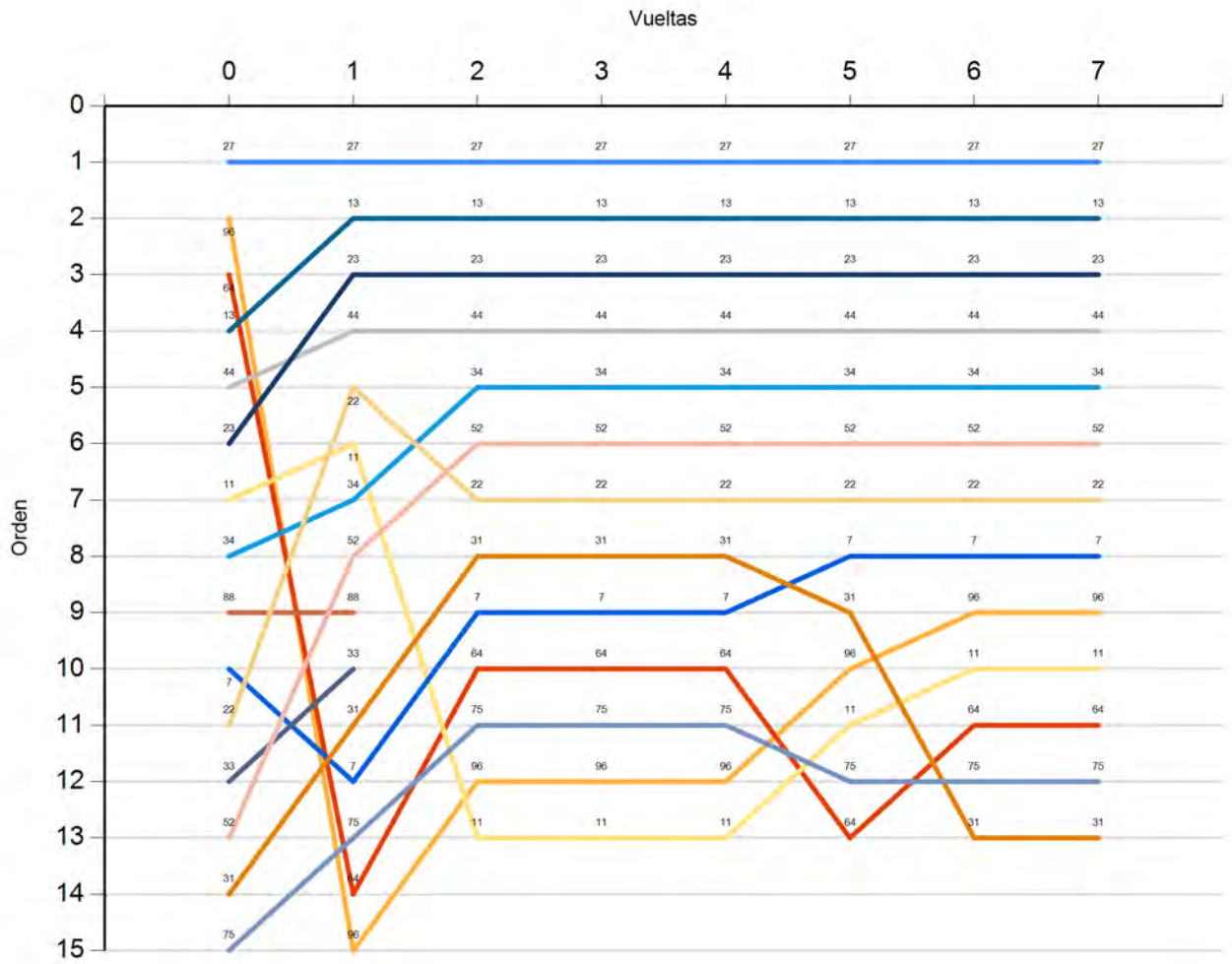


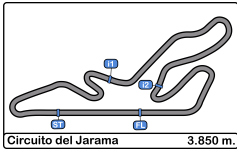


Circuito del Jarama
 F4 SPANISH CHAMPIONSHIP
 Race - 2
 Graphic Lap Chart



- 27
- 96
- 64
- 13
- 44
- 23
- 11
- 34
- 88
- 7
- 22
- 33
- 52
- 31
- 75



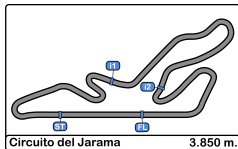


Circuito del Jarama
F4 SPANISH CHAMPIONSHIP
Race - 2
Pit Stop Analysis



<u>Nº</u>	<u>Tiempo Día</u>	<u>Nombre</u>	<u>Nac</u>	<u>Concursante</u>	<u>Vehiculo</u>	<u>Cat</u>	<u>Tiempo Entrada</u>	<u>Nº Parada</u>	<u>Tiempo Pit</u>
-----------	-------------------	---------------	------------	--------------------	-----------------	------------	-----------------------	------------------	-------------------





Circuito del Jarama
F4 SPANISH CHAMPIONSHIP
Race - 2
Final Results



Cls	Nº	Nombre	Nac.	Concursante	Vehiculo	Cat	Cls	N.V.	Tiempo	Dif 1º	Dif Ant.	Km/h	V.R.	Tiempo	Km/
1	27	Kas Haverkort	NLD	MP MOTORSPORT		R	1	7	14:13.680			113.6	7	1:39.474	139.3
2	13	Joshua Dufek	CHE	MP MOTORSPORT		R	2	7	14:15.660	1.980	1.980	113.3	7	1:39.824	138.8
3	23	Thomas Ten Brinke	NLD	MP MOTORSPORT		R	3	7	14:17.518	3.838	1.858	113.1	7	1:40.244	138.2
4	44	Guilherme Oliveira	PRT	DRIVEX		R	4	7	14:20.350	6.670	2.832	112.7	7	1:40.659	137.6
5	34	Enric Bordás	ESP	FÓRMULA DE CAMPEONES		R	5	7	14:21.076	7.396	0.726	112.6	7	1:40.560	137.8
6	52	Suleiman Zanfari	MAR	GLOBAL RACING SERVICES		R	6	7	14:24.298	10.618	3.222	112.2	7	1:41.601	136.4
7	7	Lorenzo Fluxá	ESP	GLOBAL RACING SERVICES		R	7	7	14:25.603	11.923	1.305	112.0	7	1:41.183	136.9
8	11	Enzo Joullie	FRA	MP MOTORSPORT		R	8	7	14:27.439	13.759	1.836	111.8	7	1:40.731	137.5
9	64	Mari Boya	ESP	MP MOTORSPORT		R	9	7	14:27.711	14.031	0.272	111.8	7	1:40.521	137.8
10	22	Paul Adrien Pallot	FRA	DRIVEX				7	14:30.190	16.510	2.479	111.4	7	1:41.621	136.3
11	75	Nicolas Baptiste	COL	DRIVEX		R	10	7	14:31.491	17.811	1.301	111.3	7	1:42.574	135.1
12	31	Alejandro García	MEX	GLOBAL RACING SERVICES				7	14:35.710	22.030	4.219	110.7	7	1:41.925	135.9
13	96	Oliver Goethe	DNK	MP MOTORSPORT		R	11	7	14:51.096	37.416	15.386	108.8	7	1:40.460	137.9
No clasificados: (Requerimiento: 75% del numero de vueltas del lider = 6 Vueltas)															
	88	Mehrbod Shameli	IRN	XCEL MOTORSPORT		R	12	1	1:49.165	6 Vtas	6 Vtas	126.9	1	1:49.165	126.9
	33	Carles Martínez	ESP	FÓRMULA DE CAMPEONES				1	1:49.707	6 Vtas	0.542	126.3	1	1:49.707	126.3

Vta. rápida de Kas Haverkort en 1:39.474 a 139.3 Km/h en la vuelta 7

CAR #15 DID NOT START

CAR #22 5 SECONDS PENALTY STEWARDS DECISION #10

CAR #96 25 SECONDS PENALTY STEWARDS DECISION #11

Publicada a las :.....

Track

13.7 °C

Air Temp: 12.1 °C

Humidity: 82 %

Track

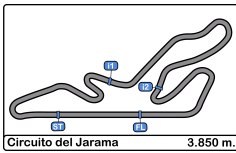
WET

Comisarios Deportivos:

Director de Carrera:

Cronometrador:

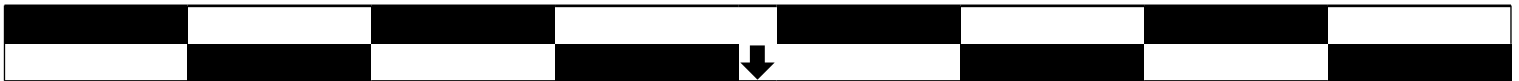




Circuito del Jarama
F4 SPANISH CHAMPIONSHIP
Race - 3
Starting Grid



				Mehrbod Shameli	88	16
15	75	Nicolas Baptiste	1:33.403	1:32.965	Alejandro García	31 14
13	52	Suleiman Zanfari	1:32.754	1:32.707	Carles Martínez	33 12
11	22	Paul Adrien Pallot	1:32.691	1:32.520	Lorenzo Fluxá	7 10
9	44	Guilherme Oliveira	1:32.473	1:32.394	Enric Bordás	34 8
7	11	Enzo Joullie	1:32.210	1:32.205	Joshua Dufek	13 6
5	23	Thomas Ten Brinke	1:32.135	1:32.009	Lena Buhler	15 4
3	96	Oliver Goethe	1:31.922	1:31.760	Mari Boya	64 2
1	27	Kas Haverkort	1:31.515			

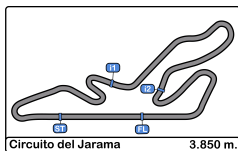


Pole

Publicada a las:.....

Comisarios Deportivos:	Cronometrador:
-------------------------------	---------------------------





Circuito del Jarama
F4 SPANISH CHAMPIONSHIP
Race - 3
Provisional Results



Cls	Nº	Nombre	Nac.	Concursante	Vehiculo	Cat	Cls	N.V.	Tiempo	Dif 1º	Dif Ant.	Km/h	V.R.	Tiempo	Km/
1	27	Kas Haverkort	NLD	MP MOTORSPORT		R	1	14	27:27.241			117.7	14	1:32.303	150.1
2	23	Thomas Ten Brinke	NLD	MP MOTORSPORT		R	2	14	27:28.258	1.017	1.017	117.7	14	1:32.503	149.8
3	96	Oliver Goethe	DNK	MP MOTORSPORT		R	3	14	27:29.681	2.440	1.423	117.6	14	1:32.819	149.3
4	64	Mari Boya	ESP	MP MOTORSPORT		R	4	14	27:30.117	2.876	0.436	117.5	14	1:32.706	149.5
5	13	Joshua Dufek	CHE	MP MOTORSPORT		R	5	14	27:31.400	4.159	1.283	117.5	14	1:32.970	149.0
6	11	Enzo Joullie	FRA	MP MOTORSPORT		R	6	14	27:34.337	7.096	2.937	117.2	14	1:33.642	148.0
7	22	Paul Adrien Pallot	FRA	DRIVEX				14	27:38.281	11.040	3.944	117.0	14	1:34.076	147.3
8	88	Mehrbod Shameli	IRN	XCEL MOTORSPORT		R	7	14	27:38.953	11.712	0.672	116.9	14	1:34.422	146.7
9	44	Guilherme Oliveira	PRT	DRIVEX		R	8	14	27:40.158	12.917	1.205	116.8	14	1:34.279	147.0
10	52	Suleiman Zanfari	MAR	GLOBAL RACING SERVICES		R	9	14	27:40.422	13.181	0.264	116.8	13	1:34.116	147.2
11	33	Carles Martínez	ESP	FÓRMULA DE CAMPEONES				14	27:41.051	13.810	0.629	116.8	14	1:34.165	147.1
12	75	Nicolas Baptiste	COL	DRIVEX		R	10	14	27:44.457	17.216	3.406	116.5	14	1:34.882	146.0

No clasificados: (Requerimiento: 75% del numero de vueltas del lider = 11 Vueltas)

7	Lorenzo Fluxá	ESP	GLOBAL RACING SERVICES		R	11	6	12:00.990	8 Vtas	8 Vtas	115.3	2	1:36.534	143.5
15	Lena Buhler	CHE	DRIVEX		R	12	6	12:02.015	8 Vtas	1.025	115.1	2	1:36.463	143.6
34	Enric Bordás	ESP	FÓRMULA DE CAMPEONES		R	13	3	4:54.741	11 Vtas	3 Vtas	141.0	2	1:36.743	143.2
31	Alejandro García	MEX	GLOBAL RACING SERVICES				3	9:50.398	11 Vtas	4:55.657	70.4	2	1:37.213	142.5

Vta. rápida de Kas Haverkort en 1:32.303 a 150.2 Km/h en la vuelta 14

Publicada a las :.....

Track

14.3 °C

Air Temp: 14.2 °C

Humidity: 72 %

Track

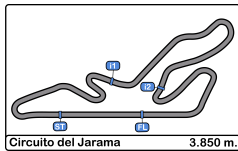
WET

Comisarios Deportivos:

Director de Carrera:

Cronometrador:





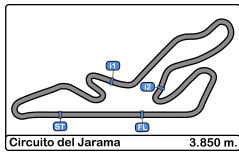
Circuito del Jarama
F4 SPANISH CHAMPIONSHIP
Race - 3



Provisional Classification by Driver Fastest Lap

Clas	Nº	Nombre	Nac.	Concursante	Vehiculo	Cat	Clas	N.V.	V.R.	Tiempo	Dif 1º	Dif Ant.	Km/h
1	27	Kas Haverkort	NLD	MP MOTORSPORT		R	1	14	14	1:32.303			150.1
2	23	Thomas Ten Brinke	NLD	MP MOTORSPORT		R	2	14	14	1:32.503	0.200	0.200	149.8
3	64	Mari Boya	ESP	MP MOTORSPORT		R	3	14	14	1:32.706	0.403	0.203	149.5
4	96	Oliver Goethe	DNK	MP MOTORSPORT		R	4	14	14	1:32.819	0.516	0.113	149.3
5	13	Joshua Dufek	CHE	MP MOTORSPORT		R	5	14	14	1:32.970	0.667	0.151	149.0
6	11	Enzo Joullie	FRA	MP MOTORSPORT		R	6	14	14	1:33.642	1.339	0.672	148.0
7	22	Paul Adrien Pallot	FRA	DRIVEX				14	14	1:34.076	1.773	0.434	147.3
8	52	Suleiman Zanfari	MAR	GLOBAL RACING SERVICES		R	7	14	13	1:34.116	1.813	0.040	147.2
9	33	Carles Martínez	ESP	FÓRMULA DE CAMPEONES				14	14	1:34.165	1.862	0.049	147.1
10	44	Guilherme Oliveira	PRT	DRIVEX		R	8	14	14	1:34.279	1.976	0.114	147.0
11	88	Mehrbod Shameli	IRN	XCEL MOTORSPORT		R	9	14	14	1:34.422	2.119	0.143	146.7
12	75	Nicolas Baptiste	COL	DRIVEX		R	10	14	14	1:34.882	2.579	0.460	146.0
13	15	Lena Buhler	CHE	DRIVEX		R	11	6	2	1:36.463	4.160	1.581	143.6
14	7	Lorenzo Fluxá	ESP	GLOBAL RACING SERVICES		R	12	6	2	1:36.534	4.231	0.071	143.5
15	34	Enric Bordás	ESP	FÓRMULA DE CAMPEONES		R	13	3	2	1:36.743	4.440	0.209	143.2
16	31	Alejandro García	MEX	GLOBAL RACING SERVICES				3	2	1:37.213	4.910	0.470	142.5





Circuito del Jarama
F4 SPANISH CHAMPIONSHIP
 Race - 3
Distance and Speed Average



Clas	Nº	Nombre	Nac.	Concursante	Vehiculo	Cat	Clas	N.V.	Distancia	Tiempo	Km/h
1	27	Kas Haverkort	NLD	MP MOTORSPORT		R	1	14	53.90	27:27.241	117.7
2	23	Thomas Ten	NLD	MP MOTORSPORT		R	2	14	53.90	27:28.258	117.7
3	96	Oliver Goethe	DNK	MP MOTORSPORT		R	3	14	53.90	27:29.681	117.6
4	64	Mari Boya	ESP	MP MOTORSPORT		R	4	14	53.90	27:30.117	117.5
5	13	Joshua Dufek	CHE	MP MOTORSPORT		R	5	14	53.90	27:31.400	117.5
6	11	Enzo Joulle	FRA	MP MOTORSPORT		R	6	14	53.90	27:34.337	117.2
7	22	Paul Adrien Pallot	FRA	DRIVEX				14	53.90	27:38.281	117.0
8	88	Mehrbod Shameli	IRN	XCEL MOTORSPORT		R	7	14	53.90	27:38.953	116.9
9	44	Guilherme Oliveira	PRT	DRIVEX		R	8	14	53.90	27:40.158	116.8
10	52	Suleiman Zanfari	MAR	GLOBAL RACING SERVICES		R	9	14	53.90	27:40.422	116.8
11	33	Carles Martínez	ESP	FÓRMULA DE CAMPEONES				14	53.90	27:41.051	116.8
12	75	Nicolas Baptiste	COL	DRIVEX		R	10	14	53.90	27:44.457	116.5
No clasificados: (Requerimiento: 75% del numero de vueltas del lider = 11 Vueltas)											
	7	Lorenzo Fluxá	ESP	GLOBAL RACING SERVICES		R	11	6	23.10	12:00.990	115.3
	15	Lena Buhler	CHE	DRIVEX		R	12	6	23.10	12:02.015	115.1
	34	Enric Bordás	ESP	FÓRMULA DE CAMPEONES		R	13	3	11.55	4:54.741	141.0
	31	Alejandro García	MEX	GLOBAL RACING SERVICES				3	11.55	9:50.398	70.4

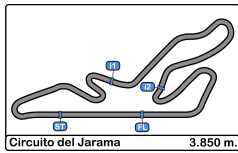


Circuito del Jarama
F4 SPANISH CHAMPIONSHIP
Race - 3
Lap Analysis



7							22								
1 Lorenzo Fluxá							1 Paul Adrien Pallot								
R 2 GLOBAL RACING SERVICES							2 DRIVEX								
Vta	D	Tiempo	Sector 1	Sector 2	Sector 3	V.Max	Elapsed	Vta	D	Tiempo	Sector 1	Sector 2	Sector 3	V.Max	Elapsed
1		1:41.304	40.798	33.078	27.428	150.2	1:41.304	1		1:41.854	40.961	33.391	27.502	154.7	1:41.854
2		1:36.534	37.724	32.162	26.648	228.3	3:17.838	2		1:37.512	37.809	32.228	27.475	225.9	3:19.366
3		1:37.043	36.802	33.330	26.911	230.2	4:54.881	3		1:38.802	38.298	33.227	27.277	225.0	4:58.168
4		1:44.530	36.686	33.919	33.925	232.7	6:39.411	4		1:43.606	36.842	33.421	33.343	225.4	6:41.774
5		2:51.055	59.295	1:08.844	42.916	146.7	9:30.466	5		2:50.738	58.329	1:09.417	42.992	162.4	9:32.512
6		2:30.524	57.831	53.938	38.755	143.8	12:00.990	6		2:29.653	57.554	53.563	38.536	143.4	12:02.165
11 1 Enzo Joulle							7 1:53.743 37.703 34.766 41.274 223.6 13:55.908								
R 2 MP MOTORSPORT							8 2:40.915 59.263 59.424 42.228 157.6 16:36.823								
Vta	D	Tiempo	Sector 1	Sector 2	Sector 3	V.Max	Elapsed	Vta	D	Tiempo	Sector 1	Sector 2	Sector 3	V.Max	Elapsed
1		1:40.023	39.835	32.816	27.372	143.4	1:40.023	9		3:05.396	1:15.817	1:07.406	42.173	106.0	19:42.219
2		1:36.589	37.141	32.454	26.994	228.3	3:16.612	10		1:36.729	37.860	31.988	26.881	221.7	21:18.948
3		1:36.585	36.945	32.853	26.787	229.7	4:53.197	11		1:35.653	37.040	31.992	26.621	224.5	22:54.601
4		1:45.618	36.553	34.501	34.564	229.2	6:38.815	12		1:35.023	36.392	31.996	26.635	223.1	24:29.624
5		2:50.957	59.229	1:08.624	43.104	140.9	9:29.772	13		1:34.581	36.592	31.590	26.399	223.1	26:04.205
6		2:31.001	57.705	54.249	39.047	149.7	12:00.773	14		1:34.076	36.264	31.415	26.397	223.1	27:38.281
7		1:53.951	37.930	35.180	40.841	220.4	13:54.724	23 1 Thomas Ten Brinke							
8		2:40.979	59.469	59.200	42.310	146.3	16:35.703	R 2 MP MOTORSPORT							
9		3:06.065	1:16.124	1:07.088	42.853	95.4	19:41.768	Vta	D	Tiempo	Sector 1	Sector 2	Sector 3	V.Max	Elapsed
10		1:36.468	37.409	32.361	26.698	221.7	21:18.236	1		1:38.603	38.364	33.088	27.151	138.9	1:38.603
11		1:34.538	36.429	31.639	26.470	225.4	22:52.774	2		1:35.919	36.656	32.262	27.001	228.8	3:14.522
12		1:34.060	36.230	31.542	26.288	225.4	24:26.834	3		1:36.560	37.366	32.184	27.010	228.8	4:51.082
13		1:33.861	36.304	31.302	26.255	224.5	26:00.695	4		1:45.122	36.751	34.620	33.751	226.4	6:36.204
14		1:33.642	36.052	31.463	26.127	225.0	27:34.337	5		2:51.289	59.801	1:08.481	43.007	128.8	9:27.493
13 1 Joshua Dufek							6 2:32.230 57.999 54.657 39.574 129.6 11:59.723								
R 2 MP MOTORSPORT							7 1:51.826 37.422 34.016 40.388 222.6 13:51.549								
Vta	D	Tiempo	Sector 1	Sector 2	Sector 3	V.Max	Elapsed	8		2:41.722	1:00.492	58.911	42.319	140.4	16:33.271
1		1:39.771	39.171	33.104	27.496	141.7	1:39.771	9		3:07.230	1:15.814	1:07.262	44.154	98.5	19:40.501
2		1:36.461	36.960	32.387	27.114	230.2	3:16.232	10		1:35.140	36.984	31.716	26.440	220.4	21:15.641
3		1:36.385	36.914	32.641	26.830	230.2	4:52.617	11		1:34.025	36.382	31.455	26.188	223.6	22:49.666
4		1:45.283	36.561	34.370	34.352	228.3	6:37.900	12		1:33.221	35.980	31.117	26.124	226.8	24:22.887
5		2:51.259	59.220	1:08.847	43.192	132.5	9:29.159	13		1:32.868	35.866	31.064	25.938	226.4	25:55.755
6		2:31.252	57.635	54.424	39.193	132.5	12:00.411	14		1:32.503	35.757	30.794	25.952	226.4	27:28.258
7		1:52.914	37.979	34.579	40.356	228.3	13:53.325	27 1 Kas Haverkort							
8		2:41.701	1:00.237	59.161	42.303	152.7	16:35.026	R 2 MP MOTORSPORT							
9		3:06.240	1:16.293	1:06.853	43.094	92.0	19:41.266	Vta	D	Tiempo	Sector 1	Sector 2	Sector 3	V.Max	Elapsed
10		1:36.190	37.389	32.069	26.732	224.5	21:17.456	1		1:35.413	36.346	32.214	26.853	131.0	1:35.413
11		1:34.196	36.426	31.514	26.256	227.8	22:51.652	2		1:34.909	36.459	31.909	26.541	224.5	3:10.322
12		1:33.443	36.144	31.135	26.164	229.7	24:25.095	3		1:35.606	36.934	31.765	26.907	225.9	4:45.928
13		1:33.335	36.075	31.129	26.131	228.8	25:58.430	4		1:49.528	36.216	38.935	34.377	226.4	6:35.456
14		1:32.970	35.805	31.081	26.084	227.3	27:31.400	5		2:50.904	59.378	1:08.426	43.100	128.8	9:26.360
15 1 Lena Buhler							6 2:32.915 58.175 54.682 40.058 123.1 11:59.275								
R 2 DRIVEX							7 1:51.961 37.470 33.920 40.571 220.8 13:51.236								
Vta	D	Tiempo	Sector 1	Sector 2	Sector 3	V.Max	Elapsed	8		2:41.471	1:00.308	58.880	42.283	132.6	16:32.707
1		1:39.397	38.746	33.185	27.466	137.2	1:39.397	9		3:07.376	1:15.749	1:07.290	44.337	92.7	19:40.083
2		1:36.463	36.960	32.339	27.164	227.8	3:15.860	10		1:35.206	36.849	31.822	26.535	217.7	21:15.289
3		1:39.647	36.988	35.636	27.023	227.3	4:55.507	11		1:33.887	36.305	31.397	26.185	222.2	22:49.176
4		1:45.031	36.957	35.340	32.734	229.2	6:40.538	12		1:33.039	35.901	31.175	25.963	223.6	24:22.215
5		2:51.155	58.952	1:09.128	43.075	159.7	9:31.693	13		1:32.723	35.718	31.085	25.920	223.6	25:54.938
6		2:30.322	57.450	53.756	39.116	150.8	12:02.015	14		1:32.303	35.729	30.811	25.763	224.0	27:27.241





Circuito del Jarama
F4 SPANISH CHAMPIONSHIP
Race - 3
Lap Analysis



31 1 Alejandro García
 2 GLOBAL RACING SERVICES

Vta	D	Tiempo	Sector 1	Sector 2	Sector 3	V.Max	Elapsed
1		1:42.994	41.730	33.457	27.807	158.3	1:42.994
2		1:37.213	37.515	32.444	27.254	228.3	3:20.207
3		6:30.191 P	36.994	5:14.263	38.934	227.8	9:50.398

52 1 Suleiman Zanfari
 2 GLOBAL RACING SERVICES

Vta	D	Tiempo	Sector 1	Sector 2	Sector 3	V.Max	Elapsed
1		1:42.583	41.279	33.503	27.801	155.1	1:42.583
2		1:37.187	37.565	32.430	27.192	225.9	3:19.770
3		1:45.550	36.899	41.787	26.864	227.8	5:05.320

33 1 Carles Martínez
 2 FÓRMULA DE CAMPEONES

Vta	D	Tiempo	Sector 1	Sector 2	Sector 3	V.Max	Elapsed
1		1:43.539	42.046	33.717	27.776	152.5	1:43.539
2		1:37.576	37.567	32.803	27.206	223.6	3:21.115
3		1:38.037	37.388	32.912	27.737	226.4	4:59.152
4		1:43.941	37.477	33.658	32.806	225.4	6:43.093
5		2:50.608	58.389	1:09.368	42.851	166.4	9:33.701
6		2:28.895	57.663	53.291	37.941	145.9	12:02.596
7		1:54.486	38.510	35.663	40.313	222.6	13:57.082
8		2:41.073	59.676	59.601	41.796	160.7	16:38.155
9		3:05.275	1:16.745	1:06.725	41.805	102.0	19:43.430
10		1:38.472	38.767	32.657	27.048	220.4	21:21.902
11		1:35.623	37.022	32.110	26.491	226.8	22:57.525
12		1:34.979	36.624	31.969	26.386	225.9	24:32.504
13		1:34.382	36.272	31.838	26.272	229.2	26:06.886
14		1:34.165	36.330	31.670	26.165	228.3	27:41.051

64 1 Mari Boya
 2 MP MOTORSPORT

Vta	D	Tiempo	Sector 1	Sector 2	Sector 3	V.Max	Elapsed
1		1:42.583	41.279	33.503	27.801	155.1	1:42.583
2		1:37.187	37.565	32.430	27.192	225.9	3:19.770
3		1:45.550	36.899	41.787	26.864	227.8	5:05.320
4		1:39.487	36.608	32.888	29.991	224.5	6:44.807
5		2:50.223	58.146	1:09.145	42.932	151.0	9:35.030
6		2:27.996	57.505	53.234	37.257	130.7	12:03.026
7		1:53.581	37.706	35.453	40.422	223.1	13:56.607
8		2:40.968	59.558	59.556	41.854	142.1	16:37.575
9		3:05.420	1:16.274	1:07.314	41.832	110.4	19:42.995
10		1:37.686	38.025	32.518	27.143	216.8	21:20.681
11		1:35.218	36.563	31.928	26.727	224.5	22:55.899
12		1:36.253	37.496	32.100	26.657	225.0	24:32.152
13		1:34.116	36.220	31.552	26.344	225.4	26:06.268
14		1:34.154	36.383	31.526	26.245	227.8	27:40.422

34 1 Enric Bordás
 R 2 FÓRMULA DE CAMPEONES

Vta	D	Tiempo	Sector 1	Sector 2	Sector 3	V.Max	Elapsed
1		1:40.302	40.141	32.920	27.241	145.3	1:40.302
2		1:36.743	37.237	32.430	27.076	229.2	3:17.045
3		1:37.696	36.919	33.589	27.188	231.7	4:54.741

64 1 Mari Boya
 2 MP MOTORSPORT

Vta	D	Tiempo	Sector 1	Sector 2	Sector 3	V.Max	Elapsed
1		1:38.157	38.142	32.899	27.116	130.2	1:38.157
2		1:36.198	36.754	32.280	27.164	229.7	3:14.355
3		1:36.444	37.309	32.031	27.104	230.7	4:50.799
4		1:45.006	36.663	34.363	33.980	231.7	6:35.805
5		2:51.011	59.454	1:08.594	42.963	127.2	9:26.816
6		2:32.705	58.215	54.592	39.898	127.8	11:59.521
7		1:53.091	38.527	34.202	40.362	228.8	13:52.612
8		2:41.751	1:00.467	59.007	42.277	154.9	16:34.363
9		3:06.724	1:16.008	1:07.199	43.517	88.8	19:41.087
10		1:35.695	37.177	32.054	26.464	224.5	21:16.782
11		1:34.348	36.316	31.693	26.339	228.3	22:51.130
12		1:33.290	36.007	31.256	26.027	227.8	24:24.420
13		1:32.991	35.769	31.138	26.084	229.2	25:57.411
14		1:32.706	35.696	30.973	26.037	228.8	27:30.117

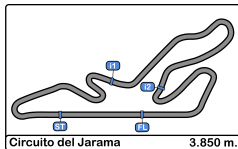
44 1 Guilherme Oliveira
 R 2 DRIVEX

Vta	D	Tiempo	Sector 1	Sector 2	Sector 3	V.Max	Elapsed
1		1:41.241	40.440	33.141	27.660	146.7	1:41.241
2		1:48.067	45.376	34.473	28.218	222.6	3:29.308
3		1:38.119	38.034	32.693	27.392	221.3	5:07.427
4		1:39.263	37.568	33.207	28.488	224.5	6:46.690
5		2:48.903	56.696	1:09.396	42.811	163.6	9:35.593
6		2:27.991	57.529	53.269	37.193	141.3	12:03.584
7		1:54.151	37.814	35.900	40.437	226.8	13:57.735
8		2:41.033	59.639	59.499	41.895	161.9	16:38.768
9		3:05.054	1:16.669	1:06.871	41.514	93.1	19:43.822
10		1:37.252	38.040	32.269	26.943	222.6	21:21.074
11		1:35.219	36.648	31.972	26.599	226.4	22:56.293
12		1:34.929	36.658	31.716	26.555	227.8	24:31.222
13		1:34.657	36.559	31.624	26.474	225.0	26:05.879
14		1:34.279	36.321	31.497	26.461	225.4	27:40.158

75 1 Nicolas Baptiste
 R 2 DRIVEX

Vta	D	Tiempo	Sector 1	Sector 2	Sector 3	V.Max	Elapsed
1		1:45.355	43.031	34.176	28.148	160.0	1:45.355
2		1:38.729	37.975	33.400	27.354	220.8	3:24.084
3		1:37.293	37.392	32.788	27.113	225.9	5:01.377
4		1:43.142	36.800	35.066	31.276	228.3	6:44.519
5		2:50.169	57.941	1:09.135	43.093	170.3	9:34.688
6		2:28.086	57.460	53.206	37.420	131.2	12:02.774
7		1:57.727	52.619	35.704	29.404	221.3	14:00.501
8		2:39.096	57.817	59.678	41.601	154.5	16:39.597
9		3:04.575	1:16.640	1:06.857	41.078	102.2	19:44.172
10		1:38.407	38.329	33.009	27.069	216.0	21:22.579
11		1:36.012	37.070	32.206	26.736	227.8	22:58.591
12		1:35.516	36.909	31.908	26.699	226.8	24:34.107
13		1:35.468	36.843	32.010	26.615	226.8	26:09.575
14		1:34.882	36.446	31.967	26.469	226.8	27:44.457





Circuito del Jarama
F4 SPANISH CHAMPIONSHIP
Race - 3
Lap Analysis



88

1 Mehrbod Shameli

R 2 XCEL MOTORSPORT

Vta	D	Tiempo	Sector 1	Sector 2	Sector 3	V.Max	Elapsed
1		1:44.004	42.404	33.807	27.793	161.6	1:44.004
2		1:37.386	37.550	32.785	27.051	229.7	3:21.390
3		1:37.832	37.474	32.938	27.420	231.2	4:59.222
4		1:43.203	36.892	33.197	33.114	228.3	6:42.425
5		2:50.560	58.153	1:09.573	42.834	171.7	9:32.985
6		2:29.223	57.742	53.276	38.205	130.1	12:02.208
7		1:54.122	38.048	35.442	40.632	225.4	13:56.330
8		2:40.877	59.398	59.478	42.001	142.6	16:37.207
9		3:05.311	1:16.068	1:07.401	41.842	113.4	19:42.518
10		1:36.995	38.084	32.325	26.586	224.5	21:19.513
11		1:35.516	36.910	31.848	26.758	229.2	22:55.029
12		1:34.841	36.567	31.635	26.639	228.3	24:29.870
13		1:34.661	36.764	31.508	26.389	222.6	26:04.531
14		1:34.422	36.320	31.881	26.221	228.8	27:38.953

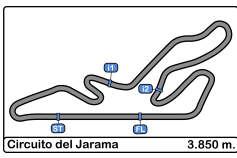
96

1 Oliver Goethe

R 2 MP MOTORSPORT

Vta	D	Tiempo	Sector 1	Sector 2	Sector 3	V.Max	Elapsed
1		1:37.812	37.823	32.714	27.275	134.4	1:37.812
2		1:36.283	36.759	32.298	27.226	224.5	3:14.095
3		1:36.444	37.146	32.019	27.279	225.4	4:50.539
4		1:46.262	37.623	34.817	33.822	225.4	6:36.801
5		2:51.391	59.667	1:08.779	42.945	127.6	9:28.192
6		2:31.952	58.039	54.433	39.480	127.5	12:00.144
7		1:51.951	37.557	34.027	40.367	226.4	13:52.095
8		2:41.725	1:00.626	58.935	42.164	139.8	16:33.820
9		3:06.981	1:15.917	1:07.255	43.809	91.6	19:40.801
10		1:35.547	37.219	31.794	26.534	218.1	21:16.348
11		1:34.179	36.315	31.576	26.288	225.9	22:50.527
12		1:33.430	36.015	31.277	26.138	226.4	24:23.957
13		1:32.905	35.827	31.040	26.038	225.0	25:56.862
14		1:32.819	35.729	31.110	25.980	225.9	27:29.681





Circuito del Jarama
F4 SPANISH CHAMPIONSHIP
Race - 3
Analysis by Lap



Num Tiempo Vta. Dif. 1º

Vta 1

27	1:35.413	
96	1:37.812	02.399
64	1:38.157	02.744
23	1:38.603	03.190
15	1:39.397	03.984
13	1:39.771	04.358
11	1:40.023	04.610
34	1:40.302	04.889
44	1:41.241	05.828
7	1:41.304	05.891
22	1:41.854	06.441
52	1:42.583	07.170
31	1:42.994	07.581
33	1:43.539	08.126
88	1:44.004	08.591
75	1:45.355	09.942

Num Tiempo Vta. Dif. 1º

Vta 2

27	1:34.909	
96	1:36.283	03.773
64	1:36.198	04.033
23	1:35.919	04.200
15	1:36.463	05.538
13	1:36.461	05.910
11	1:36.589	06.290
34	1:36.743	06.723
7	1:36.534	07.516
22	1:37.512	09.044
52	1:37.187	09.448
31	1:37.213	09.885
33	1:37.576	10.793
88	1:37.386	11.068
75	1:38.729	13.762
44	1:48.067	18.986

Num Tiempo Vta. Dif. 1º

Vta 3

27	1:35.606	
96	1:36.444	04.611
64	1:36.444	04.871

23 1:36.560 05.154

13 1:36.385 06.689

11 1:36.585 07.269

34 1:37.696 08.813

7 1:37.043 08.953

15 1:39.647 09.579

22 1:38.802 12.240

33 1:38.037 13.224

88 1:37.832 13.294

75 1:37.293 15.449

52 1:45.550 19.392

44 1:38.119 21.499

Num Tiempo Vta. Dif. 1º

Vta 4

27	1:49.528	
64	1:45.006	00.349
23	1:45.122	00.748
96	1:46.262	01.345
13	1:45.283	02.444
11	1:45.618	03.359
7	1:44.530	03.955
15	1:45.031	05.082
22	1:43.606	06.318
88	1:43.203	06.969
33	1:43.941	07.637
75	1:43.142	09.063
52	1:39.487	09.351
44	1:39.263	11.234

Num Tiempo Vta. Dif. 1º

Vta 5

27	2:50.904	
64	2:51.011	00.456
23	2:51.289	01.133
96	2:51.391	01.832
13	2:51.259	02.799
11	2:50.957	03.412
7	2:51.055	04.106
15	2:51.155	05.333
22	2:50.738	06.152
88	2:50.560	06.625
33	2:50.608	07.341

75 2:50.169 08.328

52 2:50.223 08.670

44 2:48.903 09.233

31 6:30.191 2 Laps

Num Tiempo Vta. Dif. 1º

Vta 6

27	2:32.915	
64	2:32.705	00.246
23	2:32.230	00.448
96	2:31.952	00.869
13	2:31.252	01.136
11	2:31.001	01.498
7	2:30.524	01.715
15	2:30.322	02.740
22	2:29.653	02.890
88	2:29.223	02.933
33	2:28.895	03.321
75	2:28.086	03.499
52	2:27.996	03.751
44	2:27.991	04.309

Num Tiempo Vta. Dif. 1º

Vta 7

27	1:51.961	
23	1:51.826	00.313
96	1:51.951	00.859
64	1:53.091	01.376
13	1:52.914	02.089
11	1:53.951	03.488
22	1:53.743	04.672
88	1:54.122	05.094
52	1:53.581	05.371
33	1:54.486	05.846
44	1:54.151	06.499
75	1:57.727	09.265

Num Tiempo Vta. Dif. 1º

Vta 8

27	2:41.471	
23	2:41.722	00.564
96	2:41.725	01.113
64	2:41.751	01.656
13	2:41.701	02.319

11 2:40.979 02.996

22 2:40.915 04.116

88 2:40.877 04.500

52 2:40.968 04.868

33 2:41.073 05.448

44 2:41.033 06.061

75 2:39.096 06.890

Num Tiempo Vta. Dif. 1º

Vta 9

27	3:07.376	
23	3:07.230	00.418
96	3:06.981	00.718
64	3:06.724	01.004
13	3:06.240	01.183
11	3:06.065	01.685
22	3:05.396	02.136
88	3:05.311	02.435
52	3:05.420	02.912
33	3:05.275	03.347
44	3:05.054	03.739
75	3:04.575	04.089

Num Tiempo Vta. Dif. 1º

Vta 10

27	1:35.206	
23	1:35.140	00.352
96	1:35.547	01.059
64	1:35.695	01.493
13	1:36.190	02.167
11	1:36.468	02.947
22	1:36.729	03.659
88	1:36.995	04.224
52	1:37.686	05.392
44	1:37.252	05.785
33	1:38.472	06.613
75	1:38.407	07.290

Num Tiempo Vta. Dif. 1º

Vta 11

27	1:33.887	
23	1:34.025	00.490
96	1:34.179	01.351
64	1:34.348	01.954

13 1:34.196 02.476

11 1:34.538 03.598

22 1:35.653 05.425

88 1:35.516 05.853

52 1:35.218 06.723

44 1:35.219 07.117

33 1:35.623 08.349

75 1:36.012 09.415

Num Tiempo Vta. Dif. 1º

Vta 12

27	1:33.039	
23	1:33.221	00.672
96	1:33.430	01.742
64	1:33.290	02.205
13	1:33.443	02.880
11	1:34.060	04.619
22	1:35.023	07.409
88	1:34.841	07.655
44	1:34.929	09.007
52	1:36.253	09.937
33	1:34.979	10.289
75	1:35.516	11.892

Num Tiempo Vta. Dif. 1º

Vta 13

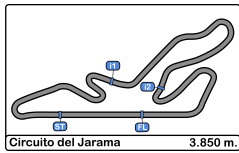
27	1:32.723	
23	1:32.868	00.817
96	1:32.905	01.924
64	1:32.991	02.473
13	1:33.335	03.492
11	1:33.861	05.757
22	1:34.581	09.267
88	1:34.661	09.593
44	1:34.657	10.941
52	1:34.116	11.330
33	1:34.382	11.948
75	1:35.468	14.637

Num Tiempo Vta. Dif. 1º

Vta 14

27	1:32.303	
23	1:32.503	01.017
96	1:32.819	02.440



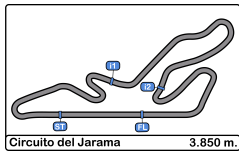


Circuito del Jarama
F4 SPANISH CHAMPIONSHIP
Race - 3
Analysis by Lap



64	1:32.706	02.876
13	1:32.970	04.159
11	1:33.642	07.096
22	1:34.076	11.040
88	1:34.422	11.712
44	1:34.279	12.917
52	1:34.154	13.181
33	1:34.165	13.810
75	1:34.882	17.216



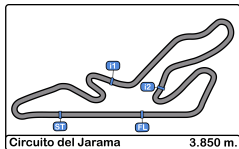


Circuito del Jarama
F4 SPANISH CHAMPIONSHIP
Race - 3
Best Sectors Results



Sector - 1			Sector - 2			Sector - 3			Vuelta Ideal vs Mejor Vuelta						
Clas	Nº	Nombre	Tiempo	Nº	Nombre	Tiempo	Nº	Nombre	Tiempo	Clas	Nº	Nombre	Vta. Ideal	Mejor Vta.	Clas
1	64	Mari Boya	35.696	23	Thomas Ten Brinke	30.794	27	Kas Haverkort	25.763	1	27	Kas Haverkort	1:32.292	1:32.303	1
2	27	Kas Haverkort	35.718	27	Kas Haverkort	30.811	23	Thomas Ten Brinke	25.938	2	23	Thomas Ten Brinke	1:32.489	1:32.503	2
3	96	Oliver Goethe	35.729	64	Mari Boya	30.973	96	Oliver Goethe	25.980	3	64	Mari Boya	1:32.696	1:32.706	3
4	23	Thomas Ten Brinke	35.757	96	Oliver Goethe	31.040	64	Mari Boya	26.027	4	96	Oliver Goethe	1:32.749	1:32.819	4
5	13	Joshua Dufek	35.805	13	Joshua Dufek	31.081	13	Joshua Dufek	26.084	5	13	Joshua Dufek	1:32.970	1:32.970	5
6	11	Enzo Joulle	36.052	11	Enzo Joulle	31.302	11	Enzo Joulle	26.127	6	11	Enzo Joulle	1:33.481	1:33.642	6
7	52	Suleiman Zanfari	36.220	22	Paul Adrien Pallot	31.415	33	Carles Martínez	26.165	7	52	Suleiman Zanfari	1:33.991	1:34.116	8
8	22	Paul Adrien Pallot	36.264	44	Guilherme Oliveira	31.497	88	Mehrbod Shameli	26.221	8	88	Mehrbod Shameli	1:34.049	1:34.422	11
9	33	Carles Martínez	36.272	88	Mehrbod Shameli	31.508	52	Suleiman Zanfari	26.245	9	22	Paul Adrien Pallot	1:34.076	1:34.076	7
10	88	Mehrbod Shameli	36.320	52	Suleiman Zanfari	31.526	22	Paul Adrien Pallot	26.397	10	33	Carles Martínez	1:34.107	1:34.165	9
11	44	Guilherme Oliveira	36.321	33	Carles Martínez	31.670	44	Guilherme Oliveira	26.461	11	44	Guilherme Oliveira	1:34.279	1:34.279	10
12	75	Nicolas Baptiste	36.446	75	Nicolas Baptiste	31.908	75	Nicolas Baptiste	26.469	12	75	Nicolas Baptiste	1:34.823	1:34.882	12
13	7	Lorenzo Fluxá	36.686	7	Lorenzo Fluxá	32.162	7	Lorenzo Fluxá	26.648	13	7	Lorenzo Fluxá	1:35.496	1:36.534	14
14	34	Enric Bordás	36.919	15	Lena Buhler	32.339	15	Lena Buhler	27.023	14	15	Lena Buhler	1:36.319	1:36.463	13
15	15	Lena Buhler	36.957	34	Enric Bordás	32.430	34	Enric Bordás	27.076	15	34	Enric Bordás	1:36.425	1:36.743	15
16	31	Alejandro García	36.994	31	Alejandro García	32.444	31	Alejandro García	27.254	16	31	Alejandro García	1:36.692	1:37.213	16



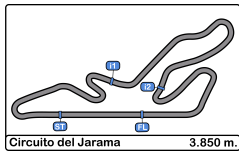


Circuito del Jarama
F4 SPANISH CHAMPIONSHIP
Race - 3
Leader Sequence



<u>Nº</u>	<u>Nombre</u>	<u>Nac.</u>	<u>Concursante</u>	<u>Vehiculo</u>	<u>Cat</u>	<u>Vta.Inicio</u>	<u>Vta. Fin</u>	<u>Vtas</u>	<u>Total Vtas.</u>
27	Kas Haverkort	NLD	MP MOTORSPORT		R	1	14	14	14

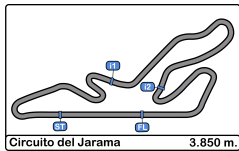




Circuito del Jarama
F4 SPANISH CHAMPIONSHIP
Race - 3
Best 5 Lap Times



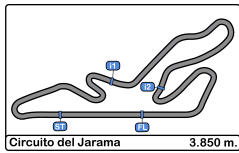
Clas	Nº	Nombre	Nac.	Concursante	Vehiculo	Cat	Mejor 1		Mejor 2		Mejor 3		Mejor 4		Mejor 5	
							Tiempo	Vta.	Tiempo	Vta.	Tiempo	Vta.	Tiempo	Vta.	Tiempo	Vta.
1	27	Kas Haverkort	NLD	MP MOTORSPORT		R	1:32.303	14	1:32.723	13	1:33.039	12	1:33.887	11	1:34.909	2
2	23	Thomas Ten Brinke	NLD	MP MOTORSPORT		R	1:32.503	14	1:32.868	13	1:33.221	12	1:34.025	11	1:35.140	10
3	64	Mari Boya	ESP	MP MOTORSPORT		R	1:32.706	14	1:32.991	13	1:33.290	12	1:34.348	11	1:35.695	10
4	96	Oliver Goethe	DNK	MP MOTORSPORT		R	1:32.819	14	1:32.905	13	1:33.430	12	1:34.179	11	1:35.547	10
5	13	Joshua Dufek	CHE	MP MOTORSPORT		R	1:32.970	14	1:33.335	13	1:33.443	12	1:34.196	11	1:36.190	10
6	11	Enzo Joulie	FRA	MP MOTORSPORT		R	1:33.642	14	1:33.861	13	1:34.060	12	1:34.538	11	1:36.468	10
7	22	Paul Adrien Pallot	FRA	DRIVEX			1:34.076	14	1:34.581	13	1:35.023	12	1:35.653	11	1:36.729	10
8	52	Suleiman Zanfari	MAR	GLOBAL RACING SERVICES		R	1:34.116	13	1:34.154	14	1:35.218	11	1:36.253	12	1:37.187	2
9	33	Carles Martínez	ESP	FÓRMULA DE CAMPEONES			1:34.165	14	1:34.382	13	1:34.979	12	1:35.623	11	1:37.576	2
10	44	Guilherme Oliveira	PRT	DRIVEX		R	1:34.279	14	1:34.657	13	1:34.929	12	1:35.219	11	1:37.252	10
11	88	Mehrbod Shameli	IRN	XCEL MOTORSPORT		R	1:34.422	14	1:34.661	13	1:34.841	12	1:35.516	11	1:36.995	10
12	75	Nicolas Baptiste	COL	DRIVEX		R	1:34.882	14	1:35.468	13	1:35.516	12	1:36.012	11	1:37.293	3
13	15	Lena Buhler	CHE	DRIVEX		R	1:36.463	2	1:39.397	1	1:39.647	3	1:45.031	4	2:30.322	6
14	7	Lorenzo Fluxá	ESP	GLOBAL RACING SERVICES		R	1:36.534	2	1:37.043	3	1:41.304	1	1:44.530	4	2:30.524	6
15	34	Enric Bordás	ESP	FÓRMULA DE CAMPEONES		R	1:36.743	2	1:37.696	3	1:40.302	1				
16	31	Alejandro García	MEX	GLOBAL RACING SERVICES			1:37.213	2	1:42.994	1	6:30.191	3				



Circuito del Jarama
F4 SPANISH CHAMPIONSHIP
Race - 3
Best 5 Top Speeds



Cla	Nº	Nombre	Nac.	Concursante	Vehiculo	Cat	Maxima 1		Maxima 2		Maxima 3		Maxima 4		Maxima 5		Media
							Km/h	Vta.	Km/h	Vta.	Km/h	Vta.	Km/h	Vta.	Km/h	Vta.	
1	7	Lorenzo Fluxá	ESP	GLOBAL RACING SERVICES		R	233.2	7	232.7	4	230.2	3	228.3	2	150.2	1	214.9
2	34	Enric Bordás	ESP	FÓRMULA DE CAMPEONES		R	231.7	3	229.2	2	227.8	4	145.3	1			208.5
3	64	Mari Boya	ESP	MP MOTORSPORT		R	231.7	4	230.7	3	229.7	2	229.2	13	228.8	7	230.0
4	88	Mehrbod Shameli	IRN	XCEL MOTORSPORT		R	231.2	3	229.7	2	229.2	11	228.8	14	228.3	4	229.4
5	13	Joshua Dufek	CHE	MP MOTORSPORT		R	230.2	2	230.2	3	229.7	12	228.8	13	228.3	4	229.4
6	11	Enzo Joulle	FRA	MP MOTORSPORT		R	229.7	3	229.2	4	228.3	2	225.4	11	225.4	12	227.6
7	15	Lena Buhler	CHE	DRIVEX		R	229.2	4	227.8	2	227.3	3	223.6	7	159.7	5	213.5
8	33	Carles Martínez	ESP	FÓRMULA DE CAMPEONES			229.2	13	228.3	14	226.8	11	226.4	3	225.9	12	227.3
9	23	Thomas Ten Brinke	NLD	MP MOTORSPORT		R	228.8	2	228.8	3	226.8	12	226.4	4	226.4	13	227.4
10	31	Alejandro García	MEX	GLOBAL RACING SERVICES			228.3	2	227.8	3	158.3	1					204.8
11	75	Nicolas Baptiste	COL	DRIVEX		R	228.3	4	227.8	11	226.8	12	226.8	13	226.8	14	227.3
12	44	Guilherme Oliveira	PRT	DRIVEX		R	227.8	12	226.8	7	226.4	11	225.4	14	225.0	13	226.3
13	52	Suleiman Zanfari	MAR	GLOBAL RACING SERVICES		R	227.8	3	227.8	14	225.9	2	225.4	13	225.0	12	226.4
14	27	Kas Haverkort	NLD	MP MOTORSPORT		R	226.4	4	225.9	3	224.5	2	224.0	14	223.6	12	224.9
15	96	Oliver Goethe	DNK	MP MOTORSPORT		R	226.4	7	226.4	12	225.9	11	225.9	14	225.4	3	226.0
16	22	Paul Adrien Pallot	FRA	DRIVEX			225.9	2	225.4	4	225.0	3	224.5	11	223.6	7	224.9

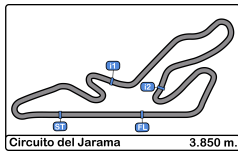


Circuito del Jarama
F4 SPANISH CHAMPIONSHIP
Race - 3
Fastest Laps Sequence



<u>Vta</u>	<u>Hora Día</u>	<u>T Sesion</u>	<u>Nº</u>	<u>Nombre</u>	<u>Nac.</u>	<u>Concursante</u>	<u>Vehiculo</u>	<u>Cat</u>	<u>Time</u>	<u>Km/h</u>
2	15:31:00.135	3:10.135	27	Kas Haverkort	NLD	MP MOTORSPORT		R	1:34.909	146.0
11	15:50:38.989	22:48.989	27	Kas Haverkort	NLD	MP MOTORSPORT		R	1:33.887	147.6
12	15:52:12.028	24:22.028	27	Kas Haverkort	NLD	MP MOTORSPORT		R	1:33.039	148.9
13	15:53:44.751	25:54.751	27	Kas Haverkort	NLD	MP MOTORSPORT		R	1:32.723	149.4
14	15:55:17.054	27:27.054	27	Kas Haverkort	NLD	MP MOTORSPORT		R	1:32.303	150.1

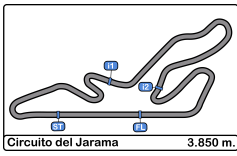




Circuito del Jarama
F4 SPANISH CHAMPIONSHIP
Race - 3
Event Best Maximum Speed



Nº	Nombre	Nac.	Concursante	Vehiculo	Cat	Clas	Km/h	Sesion
7	Lorenzo Fluxá	ESP	GLOBAL RACING SERVICES		R	1	233.2	Race - 3
34	Enric Bordás	ESP	FÓRMULA DE CAMPEONES		R	2	231.7	Race - 3
64	Mari Boya	ESP	MP MOTORSPORT		R	3	231.7	Race - 3
88	Mehrbod	IRN	XCEL MOTORSPORT		R	4	231.2	Race - 3
15	Lena Buhler	CHE	DRIVEX		R	5	230.7	Free Practice - 2
13	Joshua Dufek	CHE	MP MOTORSPORT		R	6	230.2	Race - 3
11	Enzo Joullie	FRA	MP MOTORSPORT		R	7	229.7	Race - 3
33	Carles Martínez	ESP	FÓRMULA DE CAMPEONES				229.2	Race - 3
96	Oliver Goethe	DNK	MP MOTORSPORT		R	8	228.8	Free Practice - 2
23	Thomas Ten Brinke	NLD	MP MOTORSPORT		R	9	228.8	Race - 3
22	Paul Adrien Pallot	FRA	DRIVEX				228.3	Free Practice - 2
31	Alejandro García	MEX	GLOBAL RACING SERVICES				228.3	Race - 3
75	Nicolas Baptiste	COL	DRIVEX		R	10	228.3	Race - 3
44	Guilherme Oliveira	PRT	DRIVEX		R	11	227.8	Qualifying - 2
52	Suleiman Zanfari	MAR	GLOBAL RACING SERVICES		R	12	227.8	Race - 3
27	Kas Haverkort	NLD	MP MOTORSPORT		R	13	227.3	Free Practice - 2



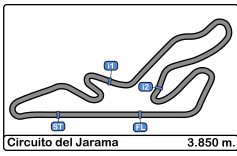
Circuito del Jarama
F4 SPANISH CHAMPIONSHIP
Race - 3
Lap Chart



VTA

Nr	Pos	Grid	1	2	3	4	5	6	7	8	9	10	11	12	13	14
27	1	27	27	27	27	27	27	27	27	27	27	27	27	27	27	27
64	2	64	96	96	96	64	64	64	23	23	23	23	23	23	23	23
96	3	96	64	64	64	23	23	23	96	96	96	96	96	96	96	96
15	4	15	23	23	23	96	96	96	64	64	64	64	64	64	64	64
23	5	23	15	15	13	13	13	13	13	13	13	13	13	13	13	13
13	6	13	13	13	11	11	11	11	11	11	11	11	11	11	11	11
11	7	11	11	11	34	7	7	7	22	22	22	22	22	22	22	22
34	8	34	34	34	7	15	15	15	88	88	88	88	88	88	88	88
44	9	44	44	7	15	22	22	22	52	52	52	52	52	44	44	44
7	10	7	7	22	22	88	88	88	33	33	33	44	44	52	52	52
22	11	22	22	52	33	33	33	33	44	44	44	33	33	33	33	33
33	12	33	52	31	88	75	75	75	75	75	75	75	75	75	75	75
52	13	52	31	33	75	52	52	52								
31	14	31	33	88	52	44	44	44								
75	15	75	88	75	44											
88	16	88	75	44	31											

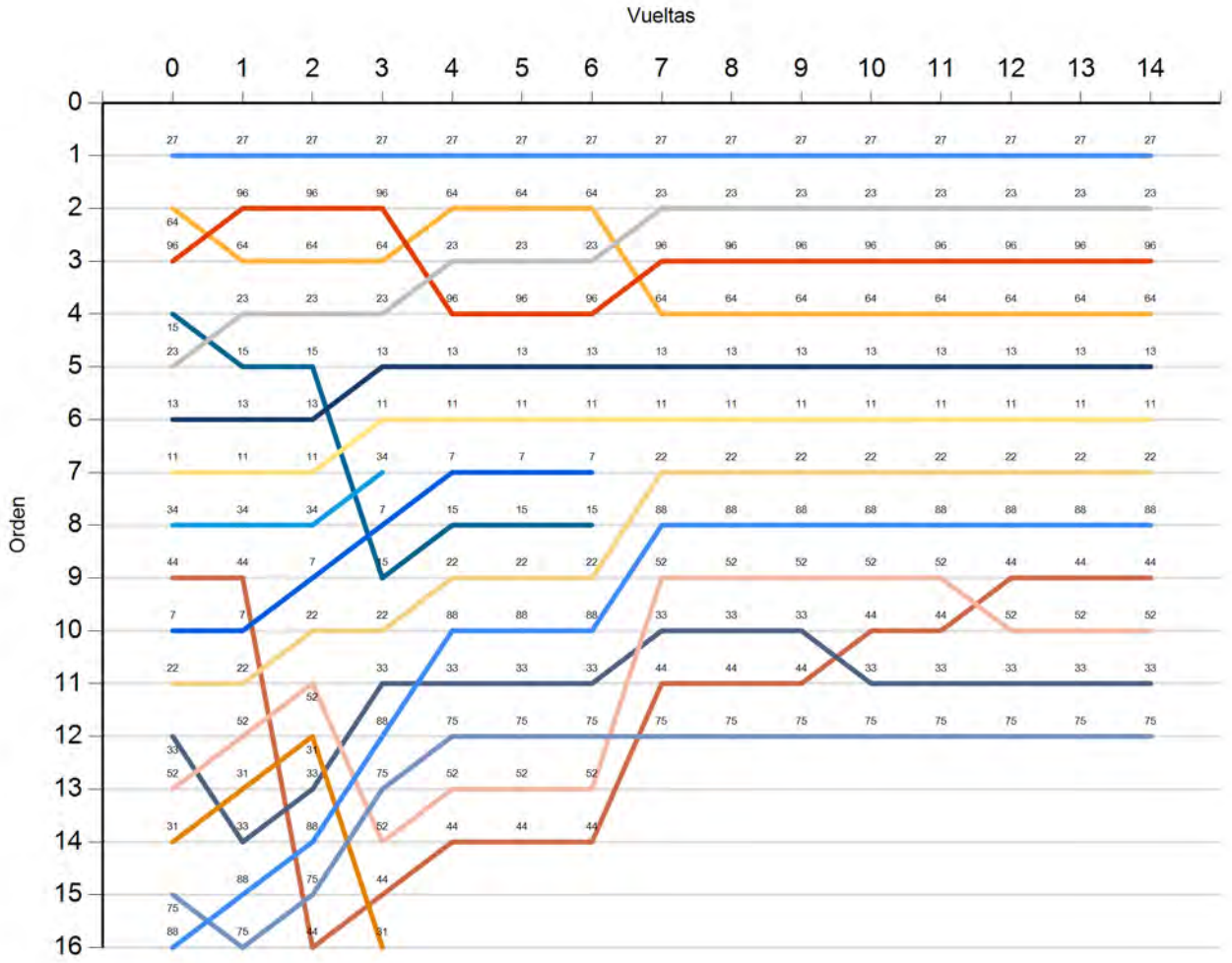


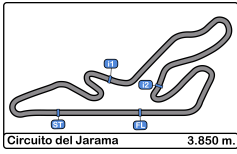


Circuito del Jarama
F4 SPANISH CHAMPIONSHIP
Race - 3
Graphic Lap Chart



- 27
- 64
- 96
- 15
- 23
- 13
- 11
- 34
- 44
- 7
- 22
- 33
- 52
- 31
- 75
- 88



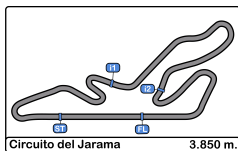


Circuito del Jarama
F4 SPANISH CHAMPIONSHIP
Race - 3
Pit Stop Analysis



<u>Nº</u>	<u>Tiempo Día</u>	<u>Nombre</u>	<u>Nac</u>	<u>Concursante</u>	<u>Vehiculo</u>	<u>Cat</u>	<u>Tiempo Entrada</u>	<u>Nº Parada</u>	<u>Tiempo Pit</u>
-----------	-------------------	---------------	------------	--------------------	-----------------	------------	-----------------------	------------------	-------------------





Circuito del Jarama
F4 SPANISH CHAMPIONSHIP
Race - 3
Final Results



Cls	Nº	Nombre	Nac.	Concursante	Vehiculo	Cat	Cls	N.V.	Tiempo	Dif 1º	Dif Ant.	Km/h	V.R.	Tiempo	Km/
1	27	Kas Haverkort	NLD	MP MOTORSPORT		R	1	14	27:27.241			117.7	14	1:32.303	150.1
2	23	Thomas Ten Brinke	NLD	MP MOTORSPORT		R	2	14	27:28.258	1.017	1.017	117.7	14	1:32.503	149.8
3	96	Oliver Goethe	DNK	MP MOTORSPORT		R	3	14	27:29.681	2.440	1.423	117.6	14	1:32.819	149.3
4	64	Mari Boya	ESP	MP MOTORSPORT		R	4	14	27:30.117	2.876	0.436	117.5	14	1:32.706	149.5
5	13	Joshua Dufek	CHE	MP MOTORSPORT		R	5	14	27:31.400	4.159	1.283	117.5	14	1:32.970	149.0
6	11	Enzo Joullie	FRA	MP MOTORSPORT		R	6	14	27:34.337	7.096	2.937	117.2	14	1:33.642	148.0
7	22	Paul Adrien Pallot	FRA	DRIVEX				14	27:38.281	11.040	3.944	117.0	14	1:34.076	147.3
8	88	Mehrbod Shameli	IRN	XCEL MOTORSPORT		R	7	14	27:38.953	11.712	0.672	116.9	14	1:34.422	146.7
9	44	Guilherme Oliveira	PRT	DRIVEX		R	8	14	27:40.158	12.917	1.205	116.8	14	1:34.279	147.0
10	52	Suleiman Zanfari	MAR	GLOBAL RACING SERVICES		R	9	14	27:40.422	13.181	0.264	116.8	13	1:34.116	147.2
11	33	Carles Martínez	ESP	FÓRMULA DE CAMPEONES				14	27:41.051	13.810	0.629	116.8	14	1:34.165	147.1
12	75	Nicolas Baptiste	COL	DRIVEX		R	10	14	27:44.457	17.216	3.406	116.5	14	1:34.882	146.0

No clasificados: (Requerimiento: 75% del numero de vueltas del lider = 11 Vueltas)

7	Lorenzo Fluxá	ESP	GLOBAL RACING SERVICES		R	11	6	12:00.990	8 Vtas	8 Vtas	115.3	2	1:36.534	143.5
15	Lena Buhler	CHE	DRIVEX		R	12	6	12:02.015	8 Vtas	1.025	115.1	2	1:36.463	143.6
34	Enric Bordás	ESP	FÓRMULA DE CAMPEONES		R	13	3	4:54.741	11 Vtas	3 Vtas	141.0	2	1:36.743	143.2
31	Alejandro García	MEX	GLOBAL RACING SERVICES				3	9:50.398	11 Vtas	4:55.657	70.4	2	1:37.213	142.5

Vta. rápida de Kas Haverkort en 1:32.303 a 150.2 Km/h en la vuelta 14

Publicada a las :.....

Track

14.3 °C

Air Temp: 14.2 °C

Humidity: 72 %

Track

WET

Comisarios Deportivos:

Director de Carrera:

Cronometrador:

