



# Campeonato RACE de Turismos

## División 2

6ª Prueba

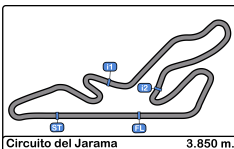
Circuito del Jarama

1 de noviembre de 2020

*Results booklet*



Provided by Cronococa S.L.  
[www.cronococa.com](http://www.cronococa.com)




**Circuito del Jarama**  
**División 2**  
**Entrenamiento cronometrado**  
**Resultados Provisionales**

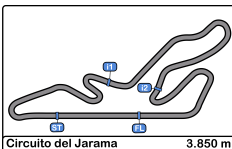


Cls	Nº	Concursante	Piloto 1	Piloto 2	Vehiculo	Cat	Cls	Vtas.	V.R.	Tiempo	Dif 1º	Intervalo	Km/h
1	11	MIGUEL FERNANDEZ YUSTE	Miguel Fernández Yuste		KTM X-BOW GT4	9	1	9	8	1:37.124			142.7
2	1	SMC Junior Motorsport	Gonzalo M. De Andres		PEUGEOT 308 TCR	8	1	13	11	1:37.738	0.614	0.614	141.8
3	16	VOLCANO MOTORSPORT	Eugeniy Leonov		CUPRA TCR	8	2	17	11	1:38.200	1.076	0.462	141.1
4	5	R A C E	Enrique Hernando Alonso		PEUGEOT 308 TCR	8	3	16	6	1:40.810	3.686	2.610	137.4
5	45	SMC Junior Motorsport	Fernando Navarrete Perdices		PORSCHE 911 GT3 R	9	2	5	3	1:41.052	3.928	0.242	137.1
6	20	JAVIER FERNANDEZ RODRIG	Javier Fernandez Rodrigo		KTM X-BOW GT4	9	3	16	7	1:42.257	5.133	1.205	135.5
7	31	SMC Junior Motorsport	Alfonso Colomina Fajardo		PEUGEOT 308 Racing Cup	7	1	15	9	1:43.044	5.920	0.787	134.5
8	33	SMC Junior Motorsport	Juan Fco. Gastañaga Martinez		CUPRA TCR	8	4	17	11	1:43.060	5.936	0.016	134.4
9	6	C.D.E. DEYSCOM SPORT	Francisco Comendador Romero		SUBARU WRX Sti	7	2	15	10	1:43.077	5.953	0.017	134.4
10	24	JULIO CARAYOL CASAS	Julio Carayol Casas		CUPRA TCR	8	5	14	12	1:45.895	8.771	2.818	130.8
11	12	OSCAR BARTOL LECLERE	Oscar Bartol Leclere		SEAT LEON MK 2	7	3	13	12	1:46.570	9.446	0.675	130.0
12	17	C.D.E. ÚLTIMA VUELTA	Francisco Perez Sierra		PEUGEOT RCZ Racing Cup	6	1	6	5	1:46.637	9.513	0.067	129.9
13	36	SMC Junior Motorsport	Jesús Llorente Ramiro		Volkswagen Golf GTI TCR	8	6	15	9	1:46.788	9.664	0.151	129.7
14	34	R A C E	Eloy Iñigo Varas		SEAT LEON MK 1	6	2	11	6	1:47.076	9.952	0.288	129.4
15	29	R A C E	Borja Hormigos Nicolas	Héctor Hernández Benito	MINI Cooper	6	3	16	5	1:47.681	10.557	0.605	128.7
16	48	SMC Junior Motorsport	Rafael Rodriguez Novillo		RENAULT CLIO CUP IV	6	4	SMC 15	14	1:47.973	10.849	0.292	128.3
17	66	C.D.E. ÚLTIMA VUELTA	José Alberto Vila Sainz		PEUGEOT 207 LW THP	5	1	12	11	1:48.174	11.050	0.201	128.1
18	15	SMC Junior Motorsport	Juan Carlos Esteban Garcia		RENAULT CLIO CUP IV	6	5	SMC 15	14	1:48.412	11.288	0.238	127.8
19	27	SMC Junior Motorsport	Iñigo Moreno De Cala		RENAULT CLIO CUP IV	6	6	SMC 14	11	1:48.451	11.327	0.039	127.7
20	13	C.D.E. ÚLTIMA VUELTA	Luis Ruiz Moya		SEAT LEON MK 2	7	4	15	9	1:48.729	11.605	0.278	127.4
21	47	SMC Junior Motorsport	José A. Rueda Ortiz		RENAULT CLIO CUP IV	6	7	SMC 16	12	1:48.772	11.648	0.043	127.4
22	35	SMC Junior Motorsport	Antonio Garcia Delicado		RENAULT CLIO CUP IV	6	8	SMC 15	13	1:49.996	12.872	1.224	126.0
23	39	C.D.E. ÚLTIMA VUELTA	Julio Ortiz Alonso		PEUGEOT RCZ Racing Cup	6	9	7	5	1:50.547	13.423	0.551	125.3
24	10	CLUB JARAMA SPORT	Busian Fontan Alcalde		RENAULT CLIO CUP III	5	2	SMC 10	7	1:50.840	13.716	0.293	125.0
25	37	A.E.C.D.	Juan Carlos Zorrilla Hierro		PORSCHE 968 CS	CL	1	11	10	1:51.209	14.085	0.369	124.6
26	2	C.D.E. ÚLTIMA VUELTA	Ismael Arquero Saz		KTM X-BOW GT4	9	4	2	2	1:51.957	14.833	0.748	123.7
27	18	EFICAR TEAM	Juan Carlos Lopez Olmo		MERCEDES Benz 190	CL	2	9	7	1:53.549	16.425	1.592	122.0
28	50	A.E.C.D.	Tomás Moreno Garcia		MERCEDES Benz 190 E	CL	3	8	7	1:53.681	16.557	0.132	121.9
29	21	R A C E	Pedro J. Herraiz Alijas		RENAULT CLIO CUP III	5	3	SMC 10	4	1:53.721	16.597	0.040	121.8
30	46	R A C E	Mario A. Moreno Rojas		PEUGEOT RCZ Rallye Cup	6	10	17	4	1:54.232	17.108	0.511	121.3
31	38	EFICAR TEAM	Fco. Javier Rodriguez Rodriguez		MINI Cooper	5	4	15	9	1:55.610	18.486	1.378	119.8
32	8	A.E.C.D.	Pedro Moriyon Diez-Canedo		PORSCHE 968 CS	CL	4	10	8	1:59.758	22.634	4.148	115.7
33	4	EFICAR TEAM	Manuel Gonzalez De La Torre		PORSCHE 911 S	CL	5	8	6	2:05.604	28.480	5.846	110.3

Publicado a las:.....

<b>Comisarios Deportivos:</b>	<b>Director de Carrera:</b>	<b>Cronometrador:</b> 
-------------------------------	-----------------------------	---





# Circuito del Jarama

## División 2

### Entrenamiento cronometrado

#### Resultados Provisionales por categoría

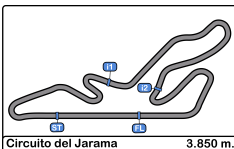


Cls	Nº	Concursante	Piloto 1	Piloto 2	Vehiculo	Cat	Cls	Vtas.	V.R.	Tiempo	Dif 1º	Intervalo	Km/h
<b>Categoría 9</b>													
1	11	MIGUEL FERNANDEZ YUSTE	Miguel Fernández Yuste		KTM X-BOW GT4	9	1	9	8	1:37.124			142.7
2	45	SMC Junior Motorsport	Fernando Navarrete Perdices		PORSCHE 911 GT3 R	9	2	5	3	1:41.052	3.928	3.928	137.1
3	20	JAVIER FERNANDEZ RODRIGO	Javier Fernandez Rodrigo		KTM X-BOW GT4	9	3	16	7	1:42.257	5.133	1.205	135.5
4	2	C.D.E. ÚLTIMA VUELTA	Ismael Arquero Saz		KTM X-BOW GT4	9	4	2	2	1:51.957	14.833	9.700	123.7
<b>Categoría 8</b>													
1	1	SMC Junior Motorsport	Gonzalo M. De Andres		PEUGEOT 308 TCR	8	1	13	11	1:37.738			141.8
2	16	VOLCANO MOTORSPORT	Eugeniy Leonov		CUPRA TCR	8	2	17	11	1:38.200	0.462	0.462	141.1
3	5	R A C E	Enrique Hernando Alonso		PEUGEOT 308 TCR	8	3	16	6	1:40.810	3.072	2.610	137.4
4	33	SMC Junior Motorsport	Juan Fco. Gastañaga Martinez		CUPRA TCR	8	4	17	11	1:43.060	5.322	2.250	134.4
5	24	JULIO CARAYOL CASAS	Julio Carayol Casas		CUPRA TCR	8	5	14	12	1:45.895	8.157	2.835	130.8
6	36	SMC Junior Motorsport	Jesús Llorente Ramiro		Volkswagen Golf GTI TCR	8	6	15	9	1:46.788	9.050	0.893	129.7
<b>Categoría 7</b>													
1	31	SMC Junior Motorsport	Alfonso Colomina Fajardo		PEUGEOT 308 Racing Cup	7	1	15	9	1:43.044			134.5
2	6	C.D.E. DEYSCOM SPORT	Francisco Comendador Romero		SUBARU WRX Sti	7	2	15	10	1:43.077	0.033	0.033	134.4
3	12	OSCAR BARTOL LECLERE	Oscar Bartol Leclere		SEAT LEON MK 2	7	3	13	12	1:46.570	3.526	3.493	130.0
4	13	C.D.E. ÚLTIMA VUELTA	Luis Ruiz Moya		SEAT LEON MK 2	7	4	15	9	1:48.729	5.685	2.159	127.4
<b>Categoría 6</b>													
1	17	C.D.E. ÚLTIMA VUELTA	Francisco Perez Sierra		PEUGEOT RCZ Racing Cup	6	1	6	5	1:46.637			129.9
2	34	R A C E	Eloy Iñigo Varas		SEAT LEON MK 1	6	2	11	6	1:47.076	0.439	0.439	129.4
3	29	R A C E	Borja Hormigos Nicolas	Héctor Hernández Benito	MINI Cooper	6	3	16	5	1:47.681	1.044	0.605	128.7
4	48	SMC Junior Motorsport	Rafael Rodriguez Novillo		RENAULT CLIO CUP IV	6	4	SMC 15	14	1:47.973	1.336	0.292	128.3
5	15	SMC Junior Motorsport	Juan Carlos Esteban Garcia		RENAULT CLIO CUP IV	6	5	SMC 15	14	1:48.412	1.775	0.439	127.8
6	27	SMC Junior Motorsport	Iñigo Moreno De Cala		RENAULT CLIO CUP IV	6	6	SMC 14	11	1:48.451	1.814	0.039	127.7
7	47	SMC Junior Motorsport	José A. Rueda Ortiz		RENAULT CLIO CUP IV	6	7	SMC 16	12	1:48.772	2.135	0.321	127.4
8	35	SMC Junior Motorsport	Antonio Garcia Delicado		RENAULT CLIO CUP IV	6	8	SMC 15	13	1:49.996	3.359	1.224	126.0
9	39	C.D.E. ÚLTIMA VUELTA	Julio Ortiz Alonso		PEUGEOT RCZ Racing Cup	6	9	7	5	1:50.547	3.910	0.551	125.3
10	46	R A C E	Mario A. Moreno Rojas		PEUGEOT RCZ Rallye Cup	6	10	17	4	1:54.232	7.595	3.685	121.3
<b>Categoría 5</b>													
1	66	C.D.E. ÚLTIMA VUELTA	José Alberto Vila Sainz		PEUGEOT 207 LW THP	5	1	12	11	1:48.174			128.1
2	10	CLUB JARAMA SPORT	Busian Fontan Alcalde		RENAULT CLIO CUP III	5	2	SMC 10	7	1:50.840	2.666	2.666	125.0
3	21	R A C E	Pedro J. Herraiz Alijas		RENAULT CLIO CUP III	5	3	SMC 10	4	1:53.721	5.547	2.881	121.8
4	38	EFICAR TEAM	Fco. Javier Rodriguez Rodriguez		MINI Cooper	5	4	15	9	1:55.610	7.436	1.889	119.8

Publicado a las:.....

<b>Comisarios Deportivos:</b>	<b>Director de Carrera:</b>	<b>Cronometrador:</b>
-------------------------------	-----------------------------	-----------------------





Circuito del Jarama

División 2


Entrenamiento cronometrado

Resultados Provisionales por categoria

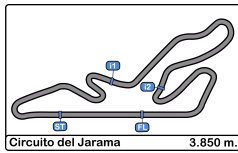


Cls	Nº	Concursante	Piloto 1	Piloto 2	Vehiculo	Cat	Cls	Vtas.	V.R.	Tiempo	Dif 1º	Intervalo	Km/h
CL													
1	37	A.E.C.D.	Juan Carlos Zorrilla Hierro		PORSCHE 968 CS	CL	1	11	10	1:51.209			124.6
2	18	EFICAR TEAM	Juan Carlos Lopez Olmo		MERCEDES Benz 190	CL	2	9	7	1:53.549	2.340	2.340	122.0
3	50	A.E.C.D.	Tomás Moreno Garcia		MERCEDES Benz 190 E	CL	3	8	7	1:53.681	2.472	0.132	121.9
4	8	A.E.C.D.	Pedro Moriyon Diez-Canedo		PORSCHE 968 CS	CL	4	10	8	1:59.758	8.549	6.077	115.7
5	4	EFICAR TEAM	Manuel Gonzalez De La Torre		PORSCHE 911 S	CL	5	8	6	2:05.604	14.395	5.846	110.3

Publicado a las:.....

Comisarios Deportivos:	Director de Carrera:	Cronometrador: 
------------------------	----------------------	--



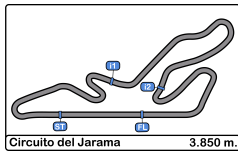


**Circuito del Jarama**  
**División 2**  
**Entrenamiento cronometrado**  
**Tiempos Por Vuelta**



1							6								
1 Gonzalo M. De Andres							1 Francisco Comendador Romero								
PEUGEOT 308 TCR							SUBARU WRX Sti								
8							2								
2 SMC Junior Motorsport							C.D.E. DEYSCOM SPORT								
Vta	D	Tiempo	Sector 1	Sector 2	Sector 3	V.Max	Elapsed	Vta	D	Tiempo	Sector 1	Sector 2	Sector 3	V.Max	Elapsed
1		10:46:34.622	10:45:31.064	35.390	28.168	97.1	10:46:34.622	1		10:42:49.646	10:41:39.495	38.154	31.997	97.4	10:42:49.646
2		1:41.281	39.017	33.724	28.540	229.2	10:48:15.903	2		1:52.244	44.192	36.544	31.508	176.1	10:44:41.890
3		1:40.136	38.583	33.724	27.829	231.2	10:49:56.039	3		1:47.998	42.075	36.567	29.356	194.9	10:46:29.888
4		1:40.441	38.630	33.640	28.171	227.8	10:51:36.480	4		1:47.160	41.769	34.789	30.602	208.8	10:48:17.048
5		2:03.333	P 40.265	43.331	39.737	225.0	10:53:39.813	5		1:44.609	40.856	34.438	29.315	189.8	10:50:01.657
6		4:03.322	3:01.355	34.079	27.888	89.8	10:57:43.135	6		1:44.218	40.948	34.561	28.709	206.5	10:51:45.875
7		1:37.946	38.127	32.459	27.360	219.5	10:59:21.081	7		2:10.110	P 44.856	42.036	43.218	211.7	10:53:55.985
8		1:38.498	38.260	32.486	27.752	231.2	11:00:59.579	8		5:32.353	4:29.012	33.954	29.387	112.6	10:59:28.338
9		1:48.791	P 39.276	33.706	35.809	226.4	11:02:48.370	9		1:43.434	40.027	34.107	29.300	204.9	11:01:11.772
10		4:57.021	3:54.590	34.892	27.539	106.5	11:07:45.391	10		1:43.077	40.182	34.107	28.788	198.1	11:02:54.849
11		1:37.738	37.975	32.282	27.481	224.5	11:09:23.129	11		1:43.987	40.017	34.567	29.403	214.2	11:04:38.836
12		1:38.257	37.936	32.726	27.595	237.3	11:11:01.386	12		1:44.218	40.069	35.538	28.611	221.7	11:06:23.054
13		1:54.965	P 40.691	37.760	36.514	196.3	11:12:56.351	13		1:43.220	39.618	33.581	30.021	215.1	11:08:06.274
14		1:46.049	39.909	34.804	31.336	209.7	11:09:52.323	14		2:06.424	P 43.813	37.069	45.542	172.2	11:11:58.747
15		2:06.424	P 43.813	37.069	45.542	172.2	11:11:58.747	15		2:06.424	P 43.813	37.069	45.542	172.2	11:11:58.747
2							8								
1 Ismael Arquero Saz							1 Pedro Moriyon Diez-Canedo								
KTM X-BOW GT4							PORSCHE 968 CS								
9							2								
C.D.E. ÚLTIMA VUELTA							A.E.C.D.								
Vta	D	Tiempo	Sector 1	Sector 2	Sector 3	V.Max	Elapsed	Vta	D	Tiempo	Sector 1	Sector 2	Sector 3	V.Max	Elapsed
1		11:16:18.273	11:15:15.627	33.520	29.126	127.0	11:16:18.273	1		10:43:38.195	10:42:14.949	46.578	36.668	75.6	10:43:38.195
2		1:51.957	P 38.634	32.341	40.982	230.7	11:18:10.230	2		2:02.351	47.808	41.156	33.387	165.3	10:45:40.546
3		2:07.197	49.180	42.395	35.622	172.8	10:46:51.627	3		2:00.193	45.532	40.814	33.847	188.1	10:47:40.739
4		2:07.089	48.189	43.688	35.212	171.4	10:48:58.716	4		2:00.557	46.312	40.919	33.326	175.3	10:49:41.296
5		2:14.214	P 47.899	42.830	43.485	166.9	10:51:12.930	5		2:00.504	46.276	40.661	33.567	177.9	10:51:41.800
6		3:23.226	2:00.950	45.609	36.667	81.5	10:54:36.156	6		2:04.570	46.783	43.541	34.246	184.9	10:53:46.370
7		2:05.604	47.524	42.359	35.721	177.3	10:56:41.760	7		2:00.532	46.452	39.973	34.107	172.2	10:55:46.902
8		2:07.219	48.193	43.644	35.382	165.8	10:58:48.979	8		1:59.758	45.441	40.757	33.560	189.1	10:57:46.660
9		2:27.899	P 50.259	49.777	47.863	169.2	11:01:16.878	9		2:01.278	46.307	41.111	33.860	171.4	10:59:47.938
10		2:30.590	P 52.865	47.551	50.174	175.3	11:02:18.528	10		2:30.590	P 52.865	47.551	50.174	175.3	11:02:18.528
4							10								
1 Manuel Gonzalez De La Torre							1 Busian Fontan Alcalde								
PORSCHE 911 S							RENAULT CLIO CUP III								
CL							2								
EFICAR TEAM							CLUB JARAMA SPORT								
Vta	D	Tiempo	Sector 1	Sector 2	Sector 3	V.Max	Elapsed	Vta	D	Tiempo	Sector 1	Sector 2	Sector 3	V.Max	Elapsed
1		10:44:44.430	10:43:19.906	47.863	36.661	71.6	10:44:44.430	1		10:48:15.161	10:46:59.914	41.177	34.070	97.1	10:48:15.161
2		2:07.197	49.180	42.395	35.622	172.8	10:46:51.627	2		1:59.454	48.075	39.858	31.521	191.1	10:50:14.615
3		2:07.089	48.189	43.688	35.212	171.4	10:48:58.716	3		1:52.208	43.019	37.616	31.573	195.2	10:52:06.823
4		2:14.214	P 47.899	42.830	43.485	166.9	10:51:12.930	4		1:55.708	45.153	39.211	31.344	193.5	10:54:02.531
5		3:23.226	2:00.950	45.609	36.667	81.5	10:54:36.156	5		1:52.100	43.021	37.555	31.524	196.7	10:55:54.631
6		2:05.604	47.524	42.359	35.721	177.3	10:56:41.760	6		1:52.062	42.697	37.712	31.653	196.3	10:57:46.693
7		2:07.219	48.193	43.644	35.382	165.8	10:58:48.979	7		1:50.840	42.580	37.232	31.028	197.8	10:59:37.533
8		2:27.899	P 50.259	49.777	47.863	169.2	11:01:16.878	8		2:01.934	P 42.984	37.624	41.326	197.0	11:01:39.467
9		2:30.590	P 52.865	47.551	50.174	175.3	11:02:18.528	9		3:02.564	1:53.221	38.165	31.178	98.8	11:04:42.031
10		2:30.590	P 52.865	47.551	50.174	175.3	11:02:18.528	10		2:01.953	P 42.324	38.454	41.175	197.4	11:06:43.984
5							11								
1 Enrique Hernando Alonso							1 Miguel Fernández Yuste								
PEUGEOT 308 TCR							KTM X-BOW GT4								
8							9								
RACE							MIGUEL FERNANDEZ YUSTE								
Vta	D	Tiempo	Sector 1	Sector 2	Sector 3	V.Max	Elapsed	Vta	D	Tiempo	Sector 1	Sector 2	Sector 3	V.Max	Elapsed
1		10:46:24.394	10:45:18.855	36.455	29.084	82.8	10:46:24.394	1		10:44:50.138	10:43:45.387	36.557	28.194	95.4	10:44:50.138
2		1:43.211	39.566	35.086	28.559	225.9	10:48:07.605	2		1:40.353	40.150	33.039	27.164	227.8	10:46:30.491
3		1:51.261	P 41.538	34.181	35.542	229.2	10:49:58.866	3		1:38.964	38.140	32.615	28.209	235.8	10:48:09.455
4		5:21.909	4:19.040	33.808	29.061	117.9	10:55:20.775	4		1:38.582	38.869	31.787	27.926	234.2	10:49:48.037
5		1:41.790	39.718	33.797	28.275	229.2	10:57:02.565	5		1:38.939	38.213	33.355	27.371	229.2	10:51:26.976
6		1:40.810	38.861	33.338	28.611	231.2	10:58:43.375	6		1:54.537	P 41.576	37.043	35.918	193.5	10:53:21.513
7		1:42.880	39.871	34.105	28.904	232.7	11:00:26.255	7		2:53.055	1:52.395	33.439	27.221	137.9	10:56:14.568
8		1:41.027	38.993	33.669	28.365	228.8	11:02:07.282	8		1:37.124	37.811	32.073	27.240	236.3	10:57:51.692
9		1:54.261	40.465	38.565	35.231	229.2	11:04:01.543	9		1:57.737	P 43.893	37.483	36.361	190.1	10:59:49.429
10		2:34.666	57.911	55.604	41.151	122.8	11:06:36.209								
11		2:31.001	51.041	56.277	43.683	136.1	11:09:07.210								
12		1:56.814	50.683	37.600	28.531	122.1	11:11:04.024								
13		1:40.962	39.022	33.296	28.644	229.7	11:12:44.986								
14		1:40.863	38.654	33.428	28.781	230.7	11:14:25.849								
15		1:41.098	39.018	33.619	28.461	230.2	11:16:06.947								
16		1:53.649	P 39.279	34.169	40.201	228.8	11:18:00.596								





**Circuito del Jarama**  
**División 2**  
**Entrenamiento cronometrado**  
**Tiempos Por Vuelta**



**12** 1 Oscar Bartol Leclere SEAT LEON MK 2 **16** 1 Eugeniy Leonov CUPRA TCR  
 7 2 OSCAR BARTOL LECLERE 8 2 VOLCANO MOTORSPORT

Vta	D	Tiempo	Sector 1	Sector 2	Sector 3	V.Max	Elapsed	Vta	D	Tiempo	Sector 1	Sector 2	Sector 3	V.Max	Elapsed
1		10:43:21.041	10:42:01.440	46.260	33.341	80.3	10:43:21.041	1		10:43:39.792	10:42:33.256	36.861	29.675	82.1	10:43:39.792
2		1:56.175	44.814	39.734	31.627	167.9	10:45:17.216	2		1:38.658	38.007	32.457	28.194	236.3	10:45:18.450
3		1:50.986	42.545	38.052	30.389	186.5	10:47:08.202	3		1:49.618 P	38.741	36.270	34.607	226.4	10:47:08.068
4		1:50.329	41.259	36.407	32.663	204.5	10:48:58.531	4		3:25.443	2:22.407	34.777	28.259	72.4	10:50:33.511
5		1:48.866	43.336	35.939	29.591	191.4	10:50:47.397	5		<del>4:42.503</del>	39.057	35.240	28.206	236.3	10:52:16.014
6		<del>4:49.423</del>	42.383	35.808	30.932	215.5	10:52:36.520	6		1:40.131	38.371	33.674	28.086	234.2	10:53:56.145
7		1:53.808	46.339	37.515	29.954	144.3	10:54:30.328	7		1:38.538	38.119	32.509	27.910	239.4	10:55:34.683
8		2:01.970 P	41.202	39.314	41.454	202.2	10:56:32.298	8		1:55.717 P	40.806	36.623	38.288	241.0	10:57:30.400
9		3:15.383	2:08.420	36.566	30.397	119.8	10:59:47.681	9		3:14.696	2:09.763	35.535	29.398	83.3	11:00:45.096
10		1:48.117	41.218	36.600	30.299	214.7	11:01:35.798	10		1:40.126	38.248	33.849	28.029	231.2	11:02:25.222
11		1:47.500	41.696	35.935	29.869	198.5	11:03:23.298	11		1:38.200	37.925	32.656	27.619	237.3	11:04:03.422
12		1:46.570	41.141	35.092	30.337	214.2	11:05:09.868	12		1:38.673	38.415	32.473	27.785	237.8	11:05:42.095
13		1:57.732 P	41.396	35.649	40.687	204.5	11:07:07.600	13		1:48.317 P	38.225	32.857	37.235	238.9	11:07:30.412

**13** 1 Luis Ruiz Moya SEAT LEON MK 2  
 7 2 C.D.E. ÚLTIMA VUELTA

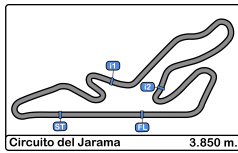
Vta	D	Tiempo	Sector 1	Sector 2	Sector 3	V.Max	Elapsed	Vta	D	Tiempo	Sector 1	Sector 2	Sector 3	V.Max	Elapsed
1		10:42:34.717	10:41:19.641	42.820	32.256	97.5	10:42:34.717	14		3:18.764	2:16.292	34.402	28.070	95.0	11:10:49.176
2		1:54.015	45.028	37.488	31.499	183.0	10:44:28.732	15		1:44.238	38.176	36.774	29.288	236.8	11:12:33.414
3		1:50.695	43.114	37.090	30.491	200.3	10:46:19.427	16		1:38.823	38.133	32.455	28.235	235.2	11:14:12.237
4		1:51.360	43.378	36.947	31.035	205.3	10:48:10.787	17		1:55.533 P	38.627	32.651	44.255	235.2	11:16:07.770
5		1:49.713	42.422	36.736	30.555	212.5	10:50:00.500								
6		<del>2:47.580</del> P	42.945	41.953	52.682	213.0	10:52:18.080	<b>17</b>		1 Francisco Perez Sierra	PEUGEOT RCZ Racing Cup				
7		4:31.423	3:15.866	44.356	31.201	98.9	10:56:49.503	6		2 C.D.E. ÚLTIMA VUELTA					
8		1:52.054	42.477	39.242	30.335	202.2	10:58:41.557								
9		1:48.729	42.351	36.131	30.247	217.3	11:00:30.286								
10		1:49.797	42.594	36.533	30.670	216.4	11:02:20.083								
11		1:49.398	42.220	36.438	30.740	216.8	11:04:09.481								
12		1:50.208	43.117	36.550	30.541	208.8	11:05:59.689								
13		1:59.011	42.929	41.970	34.112	209.3	11:07:58.700								
14		1:51.000	43.153	36.543	31.304	206.1	11:09:49.700								
15		2:12.020 P	43.713	44.147	44.160	211.3	11:12:01.720								

**15** 1 Juan Carlos Esteban Garcia RENAULT CLIO CUP IV  
 6 2 SMC Junior Motorsport

Vta	D	Tiempo	Sector 1	Sector 2	Sector 3	V.Max	Elapsed	Vta	D	Tiempo	Sector 1	Sector 2	Sector 3	V.Max	Elapsed
1		10:46:06.084	10:44:48.231	43.086	34.767	85.9	10:46:06.084								
2		2:11.207	47.200	40.232	43.775	177.0	10:48:17.291								
3		2:06.628	52.401	41.143	33.084	140.9	10:50:23.919								
4		4:54.981	3:41.855	41.509	31.617	193.8	10:55:18.900								
5		1:52.663	44.113	37.541	31.009	200.3	10:57:11.563								
6		1:49.428	42.187	36.725	30.516	202.6	10:59:00.991								
7		1:49.922	42.200	37.175	30.547	204.1	11:00:50.913								
8		2:08.596 P	46.795	42.214	39.587	180.6	11:02:59.509								
9		3:18.189	2:07.226	40.087	30.876	79.1	11:06:17.698								
10		2:09.324	1:01.042	37.897	30.385	204.9	11:08:27.022								
11		1:49.277	41.823	36.985	30.469	204.1	11:10:16.299								
12		1:48.420	41.612	36.455	30.353	204.5	11:12:04.719								
13		1:49.610	41.827	37.271	30.512	205.7	11:13:54.329								
14		1:48.412	41.534	36.585	30.293	208.8	11:15:42.741								
15		2:23.350 P	53.670	44.353	45.327	184.3	11:18:06.091								





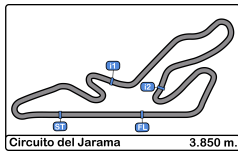


**Circuito del Jarama**  
**División 2**  
**Entrenamiento cronometrado**  
**Tiempos Por Vuelta**



20							27							
1 Javier Fernandez Rodrigo KTM X-BOW GT4							1 Iñigo Moreno De Cala RENAULT CLIO CUP IV							
9 2 JAVIER FERNANDEZ RODRIGO							6 2 SMC Junior Motorsport							
Vta	D	Tiempo	Sector 1	Sector 2	Sector 3	V.Max	Vta	D	Tiempo	Sector 1	Sector 2	Sector 3	V.Max	Elapsed
1		10:45:21.101	10:44:01.592	44.952	34.557	88.0	1		10:45:53.469	10:44:35.574	43.377	34.518	86.4	10:45:53.469
2		1:50.450	42.379	37.960	30.111	180.0	2		2:00.259	46.561	40.062	33.636	185.2	10:47:53.728
3		1:45.378	40.151	34.928	30.299	202.6	3		1:56.771	44.921	39.030	32.820	194.2	10:49:50.499
4		1:43.088	39.352	34.648	29.088	218.1	4		1:52.493	43.523	37.608	31.362	199.6	10:51:42.992
5		<del>1:41.644</del>	<b>39.152</b>	<b>33.927</b>	<b>28.435</b>	219.9	5		1:52.530	43.030	38.572	30.928	201.8	10:53:35.522
6		1:43.404	40.027	34.561	28.816	206.1	6		1:51.686	42.226	38.011	31.449	203.0	10:55:27.208
7		<b>1:42.257</b>	39.165	34.151	28.941	215.5	7		1:52.586	43.517	37.981	31.088	201.8	10:57:19.794
8		1:44.306	39.725	35.569	29.012	218.6	8		1:48.810	41.807	36.394	30.609	205.3	10:59:08.604
9		1:42.817	39.580	34.105	29.132	210.5	9		1:50.170	41.975	37.559	30.636	205.7	11:00:58.774
10		1:44.397	39.523	35.525	29.349	219.5	10		1:49.492	42.144	36.650	30.698	203.3	11:02:48.266
11		1:44.351	40.994	34.418	28.939	222.2	11		<b>1:48.451</b>	<b>41.725</b>	<b>36.302</b>	<b>30.424</b>	203.0	11:04:36.717
12		1:59.078 P	39.978	35.853	43.247	218.6	12		1:49.325	41.770	36.650	30.905	203.0	11:06:26.042
13		5:16.232	4:08.789	34.227	33.216	93.7	13		1:52.892	44.099	36.901	31.892	185.2	11:08:18.934
14		1:46.049	40.645	35.847	29.557	210.9	14		1:59.628 P	43.271	38.228	38.129	183.3	11:10:18.562
15		1:42.974	39.464	34.556	28.954	215.1	<b>29</b>							
16		2:08.207 P	45.654	39.281	43.272	173.6	1 Borja Hormigos Nicolas MINI Cooper							
<b>21</b>							6 2 Héctor Hernández Benito R A C E							
1 Pedro J. Herraiz Alijas RENAULT CLIO CUP III							1 10:44:31.845 10:43:13.009 43.209 35.627 82.5 10:44:31.845							
5 2 R A C E							2 1:55.930 44.542 39.856 31.532 186.2 10:46:27.775							
Vta	D	Tiempo	Sector 1	Sector 2	Sector 3	V.Max	Vta	D	Tiempo	Sector 1	Sector 2	Sector 3	V.Max	Elapsed
1		10:53:30.664	10:52:15.876	41.724	33.064	74.8	3		1:50.379	42.458	36.994	30.927	208.4	10:48:18.154
2		1:58.109	45.608	39.026	33.475	190.8	4		1:47.914	41.802	<b>35.946</b>	<b>30.166</b>	209.3	10:50:06.068
3		1:54.247	44.005	38.303	31.939	196.7	5		<b>1:47.681</b>	<b>41.360</b>	36.051	30.270	214.7	10:51:53.749
4		<b>1:53.721</b>	43.757	37.989	31.975	196.3	6		6:23.271	5:13.206	39.006	31.059	96.9	10:58:17.020
5		1:53.860	43.869	<b>37.884</b>	32.107	198.1	7		1:49.984	42.217	36.916	30.851	207.6	11:00:07.004
6		1:54.372	44.773	37.992	<b>31.607</b>	187.8	8		1:49.523	42.052	36.714	30.757	210.1	11:01:56.527
7		1:54.399	<b>43.756</b>	38.493	32.150	197.0	9		1:49.388	42.094	36.827	30.467	208.8	11:03:45.915
8		1:54.214	43.942	38.291	31.981	196.7	10		1:48.302	41.705	36.261	30.336	208.4	11:05:34.217
9		1:54.781	44.464	38.468	31.849	197.0	11		1:48.861	41.667	36.508	30.686	210.5	11:07:23.078
10		2:04.556 P	44.982	39.762	39.812	185.2	12		1:48.863	42.050	36.186	30.627	209.3	11:09:11.941
<b>24</b>							13 1:48.324 41.676 36.135 30.513 209.3 11:11:00.265							
1 Julio Carayol Casas CUPRA TCR							14 1:53.152 46.040 36.633 30.479 185.5 11:12:53.417							
8 2 JULIO CARAYOL CASAS							15 1:49.136 41.969 36.572 30.595 209.7 11:14:42.553							
Vta	D	Tiempo	Sector 1	Sector 2	Sector 3	V.Max	Vta	D	Tiempo	Sector 1	Sector 2	Sector 3	V.Max	Elapsed
1		10:43:04.731	10:41:45.129	43.095	36.507	77.5	16		2:03.456 P	42.218	37.442	43.796	209.7	11:16:46.009
2		2:03.189	46.642	43.329	33.218	169.0	<b>31</b>							
3		1:56.720	46.343	38.047	32.330	191.4	1 Alfonso Colomina Fajardo PEUGEOT 308 Racing Cup							
4		1:54.177	41.822	41.345	31.010	213.8	7 2 SMC Junior Motorsport							
5		1:47.841	41.322	36.235	30.284	226.8	Vta	D	Tiempo	Sector 1	Sector 2	Sector 3	V.Max	Elapsed
6		<del>1:48.380</del>	41.522	36.144	30.714	224.5	1		10:45:21.753	10:44:03.342	44.196	34.215	90.4	10:45:21.753
7		1:47.653	41.470	36.104	30.079	218.6	2		1:52.577	43.900	37.530	31.147	171.4	10:47:14.330
8		1:48.464	41.616	36.123	30.725	216.4	3		1:47.539	42.103	35.706	29.730	194.5	10:49:01.869
9		2:31.175 P	54.430	47.185	49.560	216.4	4		1:49.006	42.468	36.713	29.825	203.0	10:50:50.875
10		4:25.914	3:17.458	37.708	30.748	99.6	5		<del>1:45.969</del>	41.156	35.144	29.669	214.7	10:52:36.844
11		1:47.161	41.171	35.720	30.270	216.0	6		1:52.662	45.529	37.531	29.602	167.1	10:54:29.506
12		<b>1:45.895</b>	<b>40.674</b>	<b>35.381</b>	<b>29.840</b>	214.7	7		1:43.825	40.300	34.484	29.041	216.8	10:56:13.331
13		2:22.364 P	52.120	46.468	43.776	204.5	8		1:56.651	45.563	40.953	30.135	222.2	10:58:09.982
14		5:29.868 P	3:00.422	1:25.538	1:03.908	57.3	9		<b>1:43.044</b>	<b>40.014</b>	<b>34.266</b>	<b>28.764</b>	220.4	10:59:53.026
							10		1:53.738 P	40.028	34.723	38.987	221.3	11:01:46.764
							11		3:39.074	2:27.020	39.892	32.162	54.9	11:05:25.838
							12		1:46.682	40.688	35.954	30.040	218.6	11:07:12.520
							13		1:56.950 P	40.160	34.653	42.137	218.6	11:09:09.470
							14		3:59.673	2:46.468	42.617	30.588	86.6	11:13:09.143
							15		2:11.225 P	40.658	44.457	46.110	219.0	11:15:20.368





**Circuito del Jarama**  
**División 2**  
**Entrenamiento cronometrado**  
**Tiempos Por Vuelta**



<b>33</b>	1 Juan Fco. Gastañaga Martinez	CUPRA TCR	<b>36</b>	1 Jesús Llorente Ramiro	Volkswagen Golf GTI TCR
8	2 SMC Junior Motorsport		8	2 SMC Junior Motorsport	

Vta	D	Tiempo	Sector 1	Sector 2	Sector 3	V.Max	Elapsed	Vta	D	Tiempo	Sector 1	Sector 2	Sector 3	V.Max	Elapsed
1		10:44:46.214	10:43:35.455	38.425	32.334	88.1	10:44:46.214	1		10:47:15.546	10:45:56.095	43.359	36.092	76.2	10:47:15.546
2		1:51.991	43.567	37.835	30.589	183.6	10:46:38.205	2		1:51.194	42.610	37.246	31.338	213.8	10:49:06.740
3		1:44.872	40.700	34.987	29.185	215.1	10:48:23.077	3		1:49.375	42.044	36.427	30.904	221.3	10:50:56.115
4		1:47.837	41.616	36.512	29.709	200.0	10:50:10.914	4		1:53.154	42.082	37.300	33.772	223.6	10:52:49.269
5		1:44.193	40.109	34.802	29.282	223.1	10:51:55.107	5		1:59.191	47.170	39.602	32.419	202.6	10:54:48.460
6		1:46.012	40.412	35.694	29.906	215.5	10:53:41.119	6		1:53.941	45.830	37.183	30.928	220.4	10:56:42.401
7		1:46.794	40.660	35.341	30.793	230.2	10:55:27.913	7		1:48.154	41.247	36.401	30.506	222.6	10:58:30.555
8		1:50.234	42.051	38.242	29.941	203.3	10:57:18.147	8		1:47.310	41.179	35.858	30.273	223.1	11:00:17.865
9		1:43.201	40.008	34.178	29.015	217.7	10:59:01.348	9		1:46.788	40.931	35.514	30.343	225.9	11:02:04.653
10		1:48.002	39.990	38.488	29.524	226.8	11:00:49.350	10		2:13.309 P	45.710	43.754	43.845	210.5	11:04:17.962
11		1:43.060	39.707	34.221	29.132	232.7	11:02:32.410	11		3:40.621	2:24.263	43.218	33.140	83.7	11:07:58.583
12		1:56.945	44.728	40.813	31.404	225.9	11:04:29.355	12		1:58.380	45.079	39.176	34.125	178.2	11:09:56.963
13		1:46.020	40.486	35.934	29.600	221.7	11:06:15.375	13		1:56.912	45.474	38.088	33.350	209.3	11:11:53.875
14		1:43.760	40.074	34.369	29.317	221.7	11:07:59.135	14		1:57.121	42.323	41.550	33.248	218.1	11:13:50.996
15		1:47.675	42.151	36.344	29.180	213.0	11:09:46.810	15		2:04.979 P	42.366	41.469	41.144	219.9	11:15:55.975
16		1:52.248	40.317	42.371	29.560	229.7	11:11:39.058								
17		2:37.228 P	46.251	59.323	51.654	219.9	11:14:16.286								

<b>34</b>	1 Eloy Iñigo Varas	SEAT LEON MK 1	<b>37</b>	1 Juan Carlos Zorrilla Hierro	PORSCHE 968 CS
6	2 R A C E		CL	2 A.E.C.D.	

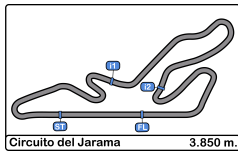
Vta	D	Tiempo	Sector 1	Sector 2	Sector 3	V.Max	Elapsed	Vta	D	Tiempo	Sector 1	Sector 2	Sector 3	V.Max	Elapsed
1		10:42:38.233	10:41:17.844	46.059	34.330	68.7	10:42:38.233	1		10:45:22.894	10:43:35.518	1:02.662	44.714	70.0	10:45:22.894
2		2:02.880	48.894	41.130	32.856	173.3	10:44:41.113	2		2:16.981	55.202	47.148	34.631	133.1	10:47:39.875
3		1:53.062	44.552	37.998	30.512	196.7	10:46:34.175	3		1:57.639	45.641	39.325	32.673	184.6	10:49:37.514
4		1:48.085	41.824	36.169	30.092	213.0	10:48:22.260	4		1:56.677	44.948	39.900	31.829	191.8	10:51:34.191
5		1:48.342	41.847	36.455	30.040	211.7	10:50:10.602	5		2:03.909	44.973	46.758	32.178	186.2	10:53:38.100
6		1:47.076	41.414	35.713	29.949	205.3	10:51:57.678	6		1:53.807	43.458	38.816	31.533	197.8	10:55:31.907
7		1:57.056	44.647	41.208	31.201	210.1	10:53:54.734	7		2:14.085 P	47.515	42.277	44.293	191.4	10:57:45.992
8		1:48.640	41.923	36.507	30.210	206.1	10:55:43.374	8		8:12.453	7:00.155	40.501	31.797	82.1	11:05:58.445
9		1:48.009	41.635	36.157	30.217	211.7	10:57:31.383	9		1:53.519	43.410	39.154	30.955	192.5	11:07:51.964
10		1:48.214	41.769	36.230	30.215	208.8	10:59:19.597	10		1:51.209	42.624	37.704	30.881	201.8	11:09:43.173
11		2:21.984 P	51.053	46.484	44.447	186.8	11:01:41.581	11		2:09.549 P	43.904	44.030	41.615	198.1	11:11:52.722

<b>35</b>	1 Antonio Garcia Delicado	RENAULT CLIO CUP IV	<b>38</b>	1 Fco. Javier Rodriguez Rodriguez	MINI Cooper
6	2 SMC Junior Motorsport		5	2 EFICAR TEAM	

Vta	D	Tiempo	Sector 1	Sector 2	Sector 3	V.Max	Elapsed	Vta	D	Tiempo	Sector 1	Sector 2	Sector 3	V.Max	Elapsed
1		10:45:06.934	10:43:43.961	46.621	36.352	80.2	10:45:06.934	1		10:42:49.639	10:41:31.014	44.264	34.361	85.0	10:42:49.639
2		2:09.946	50.514	43.016	36.416	150.6	10:47:16.880	2		2:00.207	47.004	40.104	33.099	163.8	10:44:49.846
3		1:55.724	44.734	39.041	31.949	193.8	10:49:12.604	3		1:59.693	44.887	41.537	33.269	194.9	10:46:49.539
4		1:59.927	43.271	45.370	31.286	192.8	10:51:12.531	4		1:56.378	44.475	39.234	32.669	196.7	10:48:45.917
5		1:53.673	43.381	38.714	31.578	196.0	10:53:06.204	5		1:57.477	44.132	40.445	32.900	194.9	10:50:43.394
6		1:52.276	43.584	37.711	30.981	195.2	10:54:58.480	6		2:21.220 P	51.417	45.240	44.563	197.0	10:53:04.614
7		1:51.846	42.705	37.612	31.529	197.0	10:56:50.326	7		4:39.043	3:21.719	43.526	33.798	86.3	10:57:43.657
8		1:52.864	42.509	39.538	30.817	198.5	10:58:43.190	8		1:56.430	44.380	39.341	32.709	196.7	10:59:40.087
9		1:52.289	44.094	37.273	30.922	200.0	11:00:35.479	9		1:55.610	43.990	38.888	32.732	198.8	11:01:35.697
10		1:51.662	42.141	37.584	31.937	201.1	11:02:27.141	10		1:57.026	44.688	39.502	32.836	196.0	11:03:32.723
11		2:11.259	1:03.513	37.038	30.708	193.8	11:04:38.400	11		1:56.628	44.620	39.368	32.640	194.5	11:05:29.351
12		1:50.756	42.340	37.542	30.874	200.0	11:06:29.156	12		1:57.129	44.666	39.180	33.283	196.7	11:07:26.480
13		1:49.996	42.182	36.903	30.911	195.6	11:08:19.152	13		2:03.363	46.324	42.458	34.581	195.6	11:09:29.843
14		1:50.675	42.380	37.817	30.478	199.6	11:10:09.827	14		1:57.384	44.685	39.408	33.291	194.9	11:11:27.227
15		2:34.065 P	54.366	47.252	52.447	169.2	11:12:43.892	15		2:14.690 P	44.803	42.441	47.446	194.9	11:13:41.917







**Circuito del Jarama**  
**División 2**  
**Entrenamiento cronometrado**  
**Tiempos Por Vuelta**



**39**

1 Julio Ortiz Alonso PEUGEOT RCZ Racing Cup

6 2 C.D.E. ÚLTIMA VUELTA

Vta	D	Tiempo	Sector 1	Sector 2	Sector 3	V.Max	Elapsed
1		10:49:43.008 P	10:48:05.206	52.453	45.349	65.9	10:49:43.008
2		9:24.953 P	8:03.944	41.984	39.025	96.3	10:59:07.961
3		5:35.504 P	4:10.161	44.399	40.944	101.5	11:04:43.465
4		7:23.930	6:16.671	<b>36.929</b>	<b>30.330</b>	103.6	11:12:07.395
5		<b>1:50.547</b>	<b>42.575</b>	37.471	30.501	185.8	11:13:57.942
6		1:53.300	42.778	38.512	32.010	178.8	11:15:51.242
7		2:01.320 P	44.715	37.805	38.800	170.3	11:17:52.562

**45**

1 Fernando Navarrete PORSCHE 911 GT3 R

Perdices

9 2 SMC Junior Motorsport

Vta	D	Tiempo	Sector 1	Sector 2	Sector 3	V.Max	Elapsed
1		10:46:08.321	10:44:58.463	38.719	31.139	85.3	10:46:08.321
2		1:45.807	40.968	35.484	29.355	209.7	10:47:54.128
3		<b>1:41.052</b>	<b>39.099</b>	33.532	<b>28.421</b>	241.0	10:49:35.180
4		1:41.199	39.170	<b>33.326</b>	28.703	241.6	10:51:16.379
5		2:12.363 P	44.590	41.627	46.146	197.4	10:53:28.742

**46**

1 Mario A. Moreno Rojas PEUGEOT RCZ Rallye Cup

6 2 RACE

Vta	D	Tiempo	Sector 1	Sector 2	Sector 3	V.Max	Elapsed
1		10:44:44.737	10:43:25.737	43.496	35.504	84.0	10:44:44.737
2		1:59.342	47.458	39.600	32.284	184.3	10:46:44.079
3		1:59.246	47.350	39.898	31.998	167.7	10:48:43.325
4		<b>1:54.232</b>	<b>43.823</b>	<b>38.861</b>	<b>31.548</b>	191.8	10:50:37.557
5		<del>1:58.400</del>	44.205	40.725	33.470	197.0	10:52:35.957
6		2:06.940	48.803	44.328	33.809	150.4	10:54:42.897
7		1:59.277	45.654	39.499	34.124	199.6	10:56:42.174
8		1:58.928	47.079	39.097	32.752	174.7	10:58:41.102
9		1:57.554	46.622	39.103	31.829	189.4	11:00:38.656
10		1:57.375	44.556	40.845	31.974	194.5	11:02:36.031
11		1:56.678	44.582	39.696	32.400	194.9	11:04:32.709
12		2:04.329	45.012	40.212	39.105	183.6	11:06:37.038
13		2:22.709 P	52.022	44.762	45.925	130.4	11:08:59.747
14		2:54.108	1:37.343	42.076	34.689	82.6	11:11:53.855
15		1:59.890	45.784	41.963	32.143	177.9	11:13:53.745
16		1:58.041	44.724	40.225	33.092	173.3	11:15:51.786
17		2:16.835 P	46.600	43.851	46.384	163.1	11:18:08.621

**47**

1 José A. Rueda Ortiz RENAULT CLIO CUP IV

6 2 SMC Junior Motorsport

Vta	D	Tiempo	Sector 1	Sector 2	Sector 3	V.Max	Elapsed
1		10:46:43.383	10:45:19.294	47.648	36.441	96.7	10:46:43.383
2		2:03.373	48.624	40.011	34.738	161.1	10:48:46.756
3		1:52.449	43.253	38.120	31.076	189.4	10:50:39.205
4		<del>1:54.578</del>	42.762	37.571	31.245	186.8	10:52:30.783
5		2:10.144	47.296	49.887	32.961	164.8	10:54:40.927
6		1:50.060	42.597	36.642	30.821	204.1	10:56:30.987
7		2:08.639	47.986	46.677	33.976	200.7	10:58:39.626
8		1:48.932	41.904	<b>36.457</b>	30.571	204.5	11:00:28.558
9		1:49.939	42.225	36.631	31.083	204.1	11:02:18.497
10		1:49.110	41.969	36.536	30.605	201.1	11:04:07.607
11		2:12.101	50.626	45.647	35.828	159.7	11:06:19.708
12		<b>1:48.772</b>	41.937	36.488	<b>30.347</b>	206.5	11:08:08.480
13		2:14.873 P	<b>41.897</b>	51.960	41.016	198.5	11:10:23.353
14		4:29.015	3:07.407	48.811	32.797	105.3	11:14:52.368
15		1:56.077	42.161	41.635	32.281	205.7	11:16:48.445
16		2:35.035 P	51.920	52.970	50.145	159.2	11:19:23.480

**48**

1 Rafael Rodríguez Novillo RENAULT CLIO CUP IV

6 2 SMC Junior Motorsport

Vta	D	Tiempo	Sector 1	Sector 2	Sector 3	V.Max	Elapsed
1		10:46:42.470	10:45:17.793	48.331	36.346	88.5	10:46:42.470
2		1:58.134	48.326	38.294	31.514	172.5	10:48:40.604
3		1:49.629	42.277	36.704	30.648	198.1	10:50:30.233
4		<del>1:49.493</del>	42.083	37.066	30.344	200.7	10:52:19.726
5		2:20.250	56.554	51.176	32.520	175.8	10:54:39.976
6		1:48.501	42.062	36.202	<b>30.237</b>	201.8	10:56:28.477
7		2:09.608	49.755	46.494	33.359	170.0	10:58:38.085
8		1:48.260	41.598	36.362	30.300	202.2	11:00:26.345
9		2:23.097	49.769	53.699	39.629	180.3	11:02:49.442
10		2:22.926 P	41.803	48.507	52.616	201.1	11:05:12.368
11		5:41.653	4:25.456	43.447	32.750	93.1	11:10:54.021
12		1:48.915	41.865	36.690	30.360	200.3	11:12:42.936
13		2:08.826	52.320	43.827	32.679	165.6	11:14:51.762
14		<b>1:47.973</b>	<b>41.597</b>	<b>36.130</b>	30.246	202.2	11:16:39.735
15		2:42.172 P	59.324	53.665	49.183	152.1	11:19:21.907

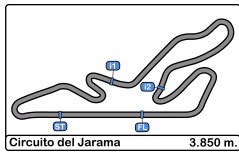
**50**

1 Tomás Moreno García MERCEDES Benz 190 E

CL 2 A.E.C.D.

Vta	D	Tiempo	Sector 1	Sector 2	Sector 3	V.Max	Elapsed
1		10:46:11.490	10:44:53.192	45.077	33.221	88.0	10:46:11.490
2		1:55.508	44.137	38.904	32.467	190.4	10:48:06.998
3		1:55.573	44.575	38.916	32.082	196.3	10:50:02.571
4		1:54.473	43.691	38.876	<b>31.906</b>	199.6	10:51:57.044
5		2:26.244 P	50.424	51.598	44.222	153.8	10:54:23.288
6		3:12.530	2:01.589	38.583	32.358	96.6	10:57:35.818
7		<b>1:53.681</b>	<b>43.599</b>	<b>38.051</b>	32.031	196.3	10:59:29.499
8		2:35.291 P	53.539	50.868	50.884	166.1	11:02:04.790



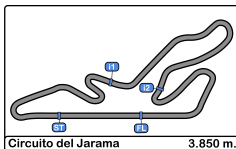


**Circuito del Jarama**  
**División 2**  
**Entrenamiento cronometrado**  
**Tiempos Por Vuelta**



**66** 1 José Alberto Vila Sainz PEUGEOT 207 LW THP  
 5 2 C.D.E. ÚLTIMA VUELTA

Vta	D	Tiempo	Sector 1	Sector 2	Sector 3	V.Max	Elapsed
1		10:42:38.800	10:41:18.555	46.624	33.621	72.5	10:42:38.800
2		1:57.832	46.144	40.257	31.431	163.6	10:44:36.632
3		1:51.966	42.995	37.777	31.194	187.1	10:46:28.598
4		1:52.109	44.087	37.532	30.490	195.6	10:48:20.707
5		2:04.773 P	44.223	39.824	40.726	203.3	10:50:25.480
6		4:38.110	3:25.864	39.781	32.465	73.6	10:55:03.590
7		1:52.223	44.168	37.364	30.691	187.1	10:56:55.813
8		2:00.797 P	42.841	39.093	38.863	209.3	10:58:56.610
9		3:24.772	2:13.427	38.682	32.663	76.9	11:02:21.382
10		1:52.541	44.015	37.577	30.949	193.5	11:04:13.923
11		<b>1:48.174</b>	<b>41.970</b>	<b>35.856</b>	<b>30.348</b>	205.7	11:06:02.097
12		2:09.985 P	47.857	41.952	40.176	169.2	11:08:12.082

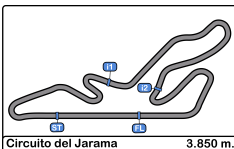


**Circuito del Jarama**  
**División 2**  
**Entrenamiento cronometrado**  
**Mejores Sectores**



Sector - 1				Sector - 2				Sector - 3				Vuelta Ideal vs Mejor Vuelta				
Clas	Nº	Piloto	Tiempo	Nº	Piloto	Tiempo	Nº	Piloto	Tiempo	Clas	Nº	Piloto	Vta. Ideal	Mejor V.	Clas	
1	11	Miguel Fernández Yust	37.811	11	Miguel Fernández Yust	31.787	11	Miguel Fernández Yust	27.164	1	11	Miguel Fernández Yust	1:36.762	1:37.124	1	
2	16	Eugeniy Leonov	37.925	1	Gonzalo M. De Andres	32.282	1	Gonzalo M. De Andres	27.360	2	1	Gonzalo M. De Andres	1:37.578	1:37.738	2	
3	1	Gonzalo M. De Andres	37.936	2	Ismael Arquero Saz	32.341	16	Eugeniy Leonov	27.619	3	16	Eugeniy Leonov	1:37.999	1:38.200	3	
4	2	Ismael Arquero Saz	38.634	16	Eugeniy Leonov	32.455	5	Enrique Hernando Alonso	28.275	4	2	Ismael Arquero Saz	1:40.101	1:51.957	26	
5	5	Enrique Hernando Alonso	38.654	5	Enrique Hernando Alonso	33.296	45	Fernando Navarrete Perdices	28.421	5	5	Enrique Hernando Alonso	1:40.225	1:40.810	4	
6	45	Fernando Navarrete Perdices	39.099	45	Fernando Navarrete Perdices	33.326	20	Javier Fernandez Rodrigo	28.435	6	45	Fernando Navarrete Perdices	1:40.846	1:41.052	5	
7	20	Javier Fernandez Rodrigo	39.152	6	Francisco Comendador	33.581	6	Francisco Comendador	28.611	7	20	Javier Fernandez Rodrigo	1:41.514	1:42.257	6	
8	6	Francisco Comendador	39.618	20	Javier Fernandez Rodrigo	33.927	31	Alfonso Colomina Fajardo	28.764	8	6	Francisco Comendador	1:41.810	1:43.077	9	
9	33	Juan Fco. Gastañaga	39.707	33	Juan Fco. Gastañaga	34.178	33	Juan Fco. Gastañaga	29.015	9	33	Juan Fco. Gastañaga	1:42.900	1:43.060	8	
10	31	Alfonso Colomina Fajardo	40.014	31	Alfonso Colomina Fajardo	34.266	2	Ismael Arquero Saz	29.126	10	31	Alfonso Colomina Fajardo	1:43.044	1:43.044	7	
11	24	Julio Carayol Casas	40.674	12	Oscar Bartol Leclere	35.092	12	Oscar Bartol Leclere	29.591	11	12	Oscar Bartol Leclere	1:45.824	1:46.570	11	
12	36	Jesús Llorente Ramiro	40.931	17	Francisco Perez Sierra	35.368	24	Julio Carayol Casas	29.840	12	24	Julio Carayol Casas	1:45.895	1:45.895	10	
13	12	Oscar Bartol Leclere	41.141	24	Julio Carayol Casas	35.381	17	Francisco Perez Sierra	29.878	13	17	Francisco Perez Sierra	1:46.493	1:46.637	12	
14	17	Francisco Perez Sierra	41.247	36	Jesús Llorente Ramiro	35.514	34	Eloy Iñigo Varas	29.949	14	36	Jesús Llorente Ramiro	1:46.718	1:46.788	13	
15	29	Hormigos Nicolas - Hernández	41.360	34	Eloy Iñigo Varas	35.713	29	Hormigos Nicolas - Hernández	30.166	15	34	Eloy Iñigo Varas	1:47.076	1:47.076	14	
16	34	Eloy Iñigo Varas	41.414	66	José Alberto Vila Sainz	35.856	48	Rafael Rodriguez Novillo	30.237	16	29	Hormigos Nicolas - Hernández	1:47.472	1:47.681	15	
17	15	Juan Carlos Esteban Garcia	41.534	29	Hormigos Nicolas - Hernández	35.946	13	Luis Ruiz Moya	30.247	17	48	Rafael Rodriguez Novillo	1:47.964	1:47.973	16	
18	48	Rafael Rodriguez Novillo	41.597	48	Rafael Rodriguez Novillo	36.130	36	Jesús Llorente Ramiro	30.273	18	66	José Alberto Vila Sainz	1:48.174	1:48.174	17	
19	27	Iñigo Moreno De Cala	41.725	13	Luis Ruiz Moya	36.131	15	Juan Carlos Esteban Garcia	30.293	19	15	Juan Carlos Esteban Garcia	1:48.282	1:48.412	18	
20	47	José A. Rueda Ortiz	41.897	27	Iñigo Moreno De Cala	36.302	39	Julio Ortiz Alonso	30.330	20	27	Iñigo Moreno De Cala	1:48.451	1:48.451	19	
21	66	José Alberto Vila Sainz	41.970	15	Juan Carlos Esteban Garcia	36.455	47	José A. Rueda Ortiz	30.347	21	13	Luis Ruiz Moya	1:48.598	1:48.729	20	
22	35	Antonio Garcia Delicado	42.141	47	José A. Rueda Ortiz	36.457	66	José Alberto Vila Sainz	30.348	22	47	José A. Rueda Ortiz	1:48.701	1:48.772	21	
23	13	Luis Ruiz Moya	42.220	35	Antonio Garcia Delicado	36.903	27	Iñigo Moreno De Cala	30.424	23	35	Antonio Garcia Delicado	1:49.522	1:49.996	22	
24	10	Busian Fontan Alcalde	42.324	39	Julio Ortiz Alonso	36.929	35	Antonio Garcia Delicado	30.478	24	39	Julio Ortiz Alonso	1:49.834	1:50.547	23	
25	39	Julio Ortiz Alonso	42.575	10	Busian Fontan Alcalde	37.232	37	Juan Carlos Zorrilla Hierro	30.881	25	10	Busian Fontan Alcalde	1:50.584	1:50.840	24	
26	37	Juan Carlos Zorrilla Hierro	42.624	37	Juan Carlos Zorrilla Hierro	37.704	10	Busian Fontan Alcalde	31.028	26	37	Juan Carlos Zorrilla Hierro	1:51.209	1:51.209	25	
27	18	Juan Carlos Lopez Olm	43.423	21	Pedro J. Herraiz Alijas	37.884	46	Mario A. Moreno Rojas	31.548	27	18	Juan Carlos Lopez Olm	1:53.092	1:53.549	27	
28	50	Tomás Moreno Garcia	43.599	50	Tomás Moreno Garcia	38.051	18	Juan Carlos Lopez Olm	31.568	28	21	Pedro J. Herraiz Alijas	1:53.247	1:53.721	29	
29	21	Pedro J. Herraiz Alijas	43.756	18	Juan Carlos Lopez Olm	38.101	21	Pedro J. Herraiz Alijas	31.607	29	50	Tomás Moreno Garcia	1:53.556	1:53.681	28	
30	46	Mario A. Moreno Rojas	43.823	46	Mario A. Moreno Rojas	38.861	50	Tomás Moreno Garcia	31.906	30	46	Mario A. Moreno Rojas	1:54.232	1:54.232	30	



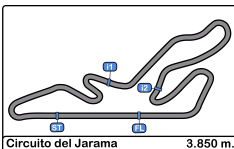


**Circuito del Jarama**  
**División 2**  
**Entrenamiento cronometrado**  
**Mejores Sectores**



Sector - 1				Sector - 2				Sector - 3				Vuelta Ideal vs Mejor Vuelta				
<u>Clas</u>	<u>Nº</u>	<u>Piloto</u>	<u>Tiempo</u>	<u>Nº</u>	<u>Piloto</u>	<u>Tiempo</u>	<u>Nº</u>	<u>Piloto</u>	<u>Tiempo</u>	<u>Clas</u>	<u>Nº</u>	<u>Piloto</u>	<u>Vta. Ideal</u>	<u>Mejor V.</u>	<u>Clas</u>	
31	<b>38</b>	Fco. Javier Rodriguez Rodriguez	43.990	<b>38</b>	Fco. Javier Rodriguez Rodriguez	38.888	<b>38</b>	Fco. Javier Rodriguez Rodriguez	32.640	<b>31</b>	<b>38</b>	Fco. Javier Rodriguez Rodriguez	<b>1:55.518</b>	<b>1:55.610</b>	<b>31</b>	
32	<b>8</b>	Pedro Moriyon Diez-	45.441	<b>8</b>	Pedro Moriyon Diez-	39.973	<b>8</b>	Pedro Moriyon Diez-	33.326	<b>32</b>	<b>8</b>	Pedro Moriyon Diez-	<b>1:58.740</b>	<b>1:59.758</b>	<b>32</b>	
33	<b>4</b>	Manuel Gonzalez De La Torre	47.524	<b>4</b>	Manuel Gonzalez De La Torre	42.359	<b>4</b>	Manuel Gonzalez De La Torre	35.212	<b>33</b>	<b>4</b>	Manuel Gonzalez De La Torre	<b>2:05.095</b>	<b>2:05.604</b>	<b>33</b>	





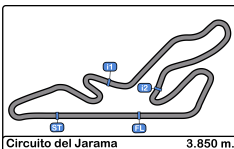
**Circuito del Jarama**  
**División 2**  
**Entrenamiento cronometrado**  
**5 Mejores Tiempos**



Cl	Nº	Concursante	Piloto 1	Piloto 2	Vehiculo	Cat	Cl	Mejor 1		Mejor 2		Mejor 3		Mejor 4		Mejor 5	
								Tiempo	Vta.	Tiempo	Vta.	Tiempo	Vta.	Tiempo	Vta.	Tiempo	Vta.
1	11	MIGUEL FERNANDEZ YUSTE	Miguel Fernández Yuste		KTM X-BOW GT4	9	1	1:37.124	8	1:38.582	4	1:38.939	5	1:38.964	3	1:40.353	2
2	1	SMC Junior Motorsport	Gonzalo M. De Andres		PEUGEOT 308 TCR	8	1	1:37.738	11	1:37.946	7	1:38.257	12	1:38.498	8	1:40.136	3
3	16	VOLCANO MOTORSPORT	Eugeniy Leonov		CUPRA TCR	8	2	1:38.200	11	1:38.538	7	1:38.658	2	1:38.673	12	1:38.823	16
4	5	R A C E	Enrique Hernando Alonso		PEUGEOT 308 TCR	8	3	1:40.810	6	1:40.863	14	1:40.962	13	1:41.027	8	1:41.098	15
5	45	SMC Junior Motorsport	Fernando Navarrete Perdices		PORSCHE 911 GT3 R	9	2	1:41.052	3	1:41.199	4	1:45.807	2	2:12.363	5		
6	20	JAVIER FERNANDEZ RODRIGO	Javier Fernandez Rodrigo		KTM X-BOW GT4	9	3	1:42.257	7	1:42.817	9	1:42.974	15	1:43.088	4	1:43.404	6
7	31	SMC Junior Motorsport	Alfonso Colomina Fajardo		PEUGEOT 308 Racing Cup	7	1	1:43.044	9	1:43.825	7	1:46.682	12	1:47.539	3	1:49.006	4
8	33	SMC Junior Motorsport	Juan Fco. Gastañaga Martinez		CUPRA TCR	8	4	1:43.060	11	1:43.201	9	1:43.760	14	1:44.193	5	1:44.872	3
9	6	C.D.E. DEYSCOM SPORT	Francisco Comendador Romero		SUBARU WRX Sti	7	2	1:43.077	10	1:43.220	13	1:43.434	9	1:43.987	11	1:44.218	6
10	24	JULIO CARAYOL CASAS	Julio Carayol Casas		CUPRA TCR	8	5	1:45.895	12	1:47.161	11	1:47.653	7	1:47.841	5	1:48.464	8
11	12	OSCAR BARTOL LECLERE	Oscar Bartol Leclere		SEAT LEON MK 2	7	3	1:46.570	12	1:47.500	11	1:48.117	10	1:48.866	5	1:50.329	4
12	17	C.D.E. ÚLTIMA VUELTA	Francisco Perez Sierra		PEUGEOT RCZ Racing Cup	6	1	1:46.637	5	1:48.206	4	1:50.773	3	1:52.804	2	2:44.312	6
13	36	SMC Junior Motorsport	Jesús Llorente Ramiro		Volkswagen Golf GTI TCR	8	6	1:46.788	9	1:47.310	8	1:48.154	7	1:49.375	3	1:51.194	2
14	34	R A C E	Eloy Iñigo Varas		SEAT LEON MK 1	6	2	1:47.076	6	1:48.009	9	1:48.085	4	1:48.214	10	1:48.342	5
15	29	R A C E	Borja Hormigos Nicolas	Héctor Hernández Benito	MINI Cooper	6	3	1:47.681	5	1:47.914	4	1:48.302	10	1:48.324	13	1:48.861	11
16	48	SMC Junior Motorsport	Rafael Rodriguez Novillo		RENAULT CLIO CUP IV	6	4	SMC 1:47.973	14	1:48.260	8	1:48.501	6	1:48.915	12	1:49.629	3
17	66	C.D.E. ÚLTIMA VUELTA	José Alberto Vila Sainz		PEUGEOT 207 LW THP	5	1	1:48.174	11	1:51.966	3	1:52.109	4	1:52.223	7	1:52.541	10
18	15	SMC Junior Motorsport	Juan Carlos Esteban Garcia		RENAULT CLIO CUP IV	6	5	SMC 1:48.412	14	1:48.420	12	1:49.277	11	1:49.428	6	1:49.610	13
19	27	SMC Junior Motorsport	Iñigo Moreno De Cala		RENAULT CLIO CUP IV	6	6	SMC 1:48.451	11	1:48.810	8	1:49.325	12	1:49.492	10	1:50.170	9
20	13	C.D.E. ÚLTIMA VUELTA	Luis Ruiz Moya		SEAT LEON MK 2	7	4	1:48.729	9	1:49.398	11	1:49.713	5	1:49.797	10	1:50.208	12
21	47	SMC Junior Motorsport	José A. Rueda Ortiz		RENAULT CLIO CUP IV	6	7	SMC 1:48.772	12	1:48.932	8	1:49.110	10	1:49.939	9	1:50.060	6
22	35	SMC Junior Motorsport	Antonio Garcia Delicado		RENAULT CLIO CUP IV	6	8	SMC 1:49.996	13	1:50.675	14	1:50.756	12	1:51.662	10	1:51.846	7
23	39	C.D.E. ÚLTIMA VUELTA	Julio Ortiz Alonso		PEUGEOT RCZ Racing Cup	6	9	1:50.547	5	1:53.300	6	2:01.320	7	5:35.504	3	7:23.930	4
24	10	CLUB JARAMA SPORT	Busian Fontan Alcalde		RENAULT CLIO CUP III	5	2	SMC 1:50.840	7	1:52.062	6	1:52.100	5	1:52.208	3	1:55.708	4
25	37	A.E.C.D.	Juan Carlos Zorrilla Hierro		PORSCHE 968 CS	CL	1	1:51.209	10	1:53.519	9	1:53.807	6	1:56.677	4	1:57.639	3
26	2	C.D.E. ÚLTIMA VUELTA	Ismael Arquero Saz		KTM X-BOW GT4	9	4	1:51.957	2								
27	18	EFICAR TEAM	Juan Carlos Lopez Olmo		MERCEDES Benz 190	CL	2	1:53.549	7	1:54.403	3	1:54.772	8	1:56.084	4	2:03.178	2
28	50	A.E.C.D.	Tomás Moreno Garcia		MERCEDES Benz 190 E	CL	3	1:53.681	7	1:54.473	4	1:55.508	2	1:55.573	3	2:26.244	5
29	21	R A C E	Pedro J. Herraiz Alijas		RENAULT CLIO CUP III	5	3	SMC 1:53.721	4	1:53.860	5	1:54.214	8	1:54.247	3	1:54.372	6
30	46	R A C E	Mario A. Moreno Rojas		PEUGEOT RCZ Rallye Cup	6	10	1:54.232	4	1:56.678	11	1:57.375	10	1:57.554	9	1:58.041	16
31	38	EFICAR TEAM	Fco. Javier Rodríguez Rodríguez		MINI Cooper	5	4	1:55.610	9	1:56.378	4	1:56.430	8	1:56.628	11	1:57.026	10
32	8	A.E.C.D.	Pedro Moriyon Diez-Canedo		PORSCHE 968 CS	CL	4	1:59.758	8	2:00.193	3	2:00.504	5	2:00.532	7	2:00.557	4
33	4	EFICAR TEAM	Manuel Gonzalez De La Torre		PORSCHE 911 S	CL	5	2:05.604	6	2:07.089	3	2:07.197	2	2:07.219	7	2:14.214	4





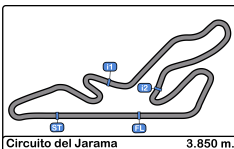


**Circuito del Jarama**  
**División 2**  
**Entrenamiento cronometrado**  
**5 Mejores Velocidades**



Cl	Nº	Concursante	Piloto 1	Piloto 2	Vehiculo	Cat	Cl	V. Max. 1		V. Max. 2		V. Max. 3		V. Max. 4		V. Max. 5		Avg
								Km/h	Vta.	Km/h	Vta.	Km/h	Vta.	Km/h	Vta.	Km/h	Vta.	
1	45	SMC Junior Motorsport	Fernando Navarrete Perdices		PORSCHE 911 GT3 R	9	1	241.6	4	241.0	3	209.7	2	197.4	5	85.3	1	195.0
2	16	VOLCANO MOTORSPORT	Eugeniy Leonov		CUPRA TCR	8	1	241.0	8	239.4	7	238.9	13	237.8	12	237.3	11	238.9
3	1	SMC Junior Motorsport	Gonzalo M. De Andres		PEUGEOT 308 TCR	8	2	237.3	12	231.2	3	231.2	8	229.2	2	227.8	4	231.4
4	11	MIGUEL FERNANDEZ YUSTE	Miguel Fernández Yuste		KTM X-BOW GT4	9	2	236.3	8	235.8	3	234.2	4	229.2	5	227.8	2	232.7
5	5	R A C E	Enrique Hernando Alonso		PEUGEOT 308 TCR	8	3	232.7	7	231.2	6	230.7	14	230.2	15	229.7	13	230.9
6	33	SMC Junior Motorsport	Juan Fco. Gastañaga Martinez		CUPRA TCR	8	4	232.7	11	230.2	7	229.7	16	226.8	10	225.9	12	229.1
7	2	C.D.E. ÚLTIMA VUELTA	Ismael Arquero Saz		KTM X-BOW GT4	9	3	230.7	2	127.0	1							178.9
8	24	JULIO CARAYOL CASAS	Julio Carayol Casas		CUPRA TCR	8	5	226.8	5	224.5	6	218.6	7	216.4	8	216.4	9	220.5
9	36	SMC Junior Motorsport	Jesús Llorente Ramiro		Volkswagen Golf GTI TCR	8	6	225.9	9	223.6	4	223.1	8	222.6	7	221.3	3	223.3
10	20	JAVIER FERNANDEZ RODRIGO	Javier Fernandez Rodrigo		KTM X-BOW GT4	9	4	222.2	11	219.9	5	219.5	10	218.6	8	218.6	12	219.7
11	31	SMC Junior Motorsport	Alfonso Colomina Fajardo		PEUGEOT 308 Racing Cup	7	1	222.2	8	221.3	10	220.4	9	219.0	15	218.6	12	220.3
12	6	C.D.E. DEYSCOM SPORT	Francisco Comendador Romero		SUBARU WRX Sti	7	2	221.7	12	215.1	13	214.2	11	211.7	7	209.7	14	214.5
13	13	C.D.E. ÚLTIMA VUELTA	Luis Ruiz Moya		SEAT LEON MK 2	7	3	217.3	9	216.8	11	216.4	10	213.0	6	212.5	5	215.2
14	12	OSCAR BARTOL LECLERE	Oscar Bartol Leclere		SEAT LEON MK 2	7	4	215.5	6	214.7	10	214.2	12	204.5	4	204.5	13	210.7
15	29	R A C E	Borja Hormigos Nicolas	Héctor Hernández Benito	MINI Cooper	6	1	214.7	5	210.5	11	210.1	8	209.7	15	209.7	16	210.9
16	34	R A C E	Eloy Iñigo Varas		SEAT LEON MK 1	6	2	213.0	4	211.7	5	211.7	9	210.1	7	208.8	10	211.1
17	17	C.D.E. ÚLTIMA VUELTA	Francisco Perez Sierra		PEUGEOT RCZ Racing Cup	6	3	211.3	5	210.1	3	201.8	4	200.7	2	167.1	6	198.2
18	66	C.D.E. ÚLTIMA VUELTA	José Alberto Vila Sainz		PEUGEOT 207 LW THP	5	1	209.3	8	205.7	11	203.3	5	195.6	4	193.5	10	201.5
19	15	SMC Junior Motorsport	Juan Carlos Esteban Garcia		RENAULT CLIO CUP IV	6	4	SMC 208.8	14	205.7	13	204.9	10	204.5	12	204.1	7	205.6
20	47	SMC Junior Motorsport	José A. Rueda Ortiz		RENAULT CLIO CUP IV	6	5	SMC 206.5	12	205.7	15	204.5	8	204.1	6	204.1	9	205.0
21	27	SMC Junior Motorsport	Iñigo Moreno De Cala		RENAULT CLIO CUP IV	6	6	SMC 205.7	9	205.3	8	203.3	10	203.0	6	203.0	11	204.0
22	18	EFICAR TEAM	Juan Carlos Lopez Olmo		MERCEDES Benz 190	CL	1	203.7	8	199.6	7	190.1	9	187.8	3	187.8	4	193.8
23	48	SMC Junior Motorsport	Rafael Rodriguez Novillo		RENAULT CLIO CUP IV	6	7	SMC 202.2	8	202.2	14	201.8	6	201.1	10	200.7	4	201.6
24	37	A.E.C.D.	Juan Carlos Zorrilla Hierro		PORSCHE 968 CS	CL	2	201.8	10	198.1	11	197.8	6	192.5	9	191.8	4	196.4
25	35	SMC Junior Motorsport	Antonio Garcia Delicado		RENAULT CLIO CUP IV	6	8	SMC 201.1	10	200.0	9	200.0	12	199.6	14	198.5	8	199.8
26	46	R A C E	Mario A. Moreno Rojas		PEUGEOT RCZ Rallye Cup	6	9	199.6	7	197.0	5	194.9	11	194.5	10	191.8	4	195.6
27	50	A.E.C.D.	Tomás Moreno Garcia		MERCEDES Benz 190 E	CL	3	199.6	4	196.3	3	196.3	7	190.4	2	166.1	8	189.7
28	38	EFICAR TEAM	Fco. Javier Rodriguez Rodriguez		MINI Cooper	5	2	198.8	9	197.0	6	196.7	4	196.7	8	196.7	12	197.2
29	21	R A C E	Pedro J. Herraiz Alijas		RENAULT CLIO CUP III	5	3	SMC 198.1	5	197.0	7	197.0	9	196.7	3	196.7	8	197.1
30	10	CLUB JARAMA SPORT	Busian Fontan Alcalde		RENAULT CLIO CUP III	5	4	SMC 197.8	7	197.4	10	197.0	8	196.7	5	196.3	6	197.0
31	8	A.E.C.D.	Pedro Moriyon Diez-Canedo		PORSCHE 968 CS	CL	4	189.1	8	188.1	3	184.9	6	177.9	5	175.3	4	183.0
32	39	C.D.E. ÚLTIMA VUELTA	Julio Ortiz Alonso		PEUGEOT RCZ Racing Cup	6	10	185.8	5	178.8	6	170.3	7	103.6	4	101.5	3	148.0
33	4	EFICAR TEAM	Manuel Gonzalez De La Torre		PORSCHE 911 S	CL	5	177.3	6	172.8	2	171.4	3	169.2	8	166.9	4	171.5





Circuito del Jarama

División 2

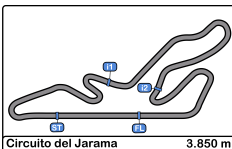
Entrenamiento cronometrado

Secuencia Vueltas Rápidas



<u>Vta.</u>	<u>Hora Día</u>	<u>Tiempo Sesión</u>	<u>Nº</u>	<u>Concursante</u>	<u>Piloto 1</u>	<u>Piloto 2</u>	<u>Vehículo</u>	<u>Cat</u>	<u>Tiempo</u>	<u>Km/h</u>
2	10:44:28.732	4:28.732	13	C.D.E. ÚLTIMA VUELTA	Luis Ruiz Moya		SEAT LEON MK 2	7	<b>1:54.015</b>	121.5
2	10:44:41.890	4:41.890	6	C.D.E. DEYSCOM SPORT	Francisco Comendador		SUBARU WRX Sti	7	<b>1:52.244</b>	123.4
2	10:45:18.450	5:18.450	16	VOLCANO MOTORSPORT	Eugeniy Leonov		CUPRA TCR	8	<b>1:38.658</b>	140.4
4	10:49:48.037	9:48.037	11	MIGUEL FERNANDEZ	Miguel Fernández Yuste		KTM X-BOW GT4	9	<b>1:38.582</b>	140.5
7	10:55:34.683	15:34.683	16	VOLCANO MOTORSPORT	Eugeniy Leonov		CUPRA TCR	8	<b>1:38.538</b>	140.6
8	10:57:51.692	17:51.692	11	MIGUEL FERNANDEZ	Miguel Fernández Yuste		KTM X-BOW GT4	9	<b>1:37.124</b>	142.7





## Circuito del Jarama

### División 2

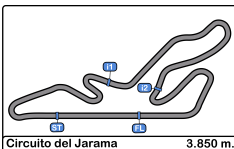
### Entrenamiento cronometrado

### Mejor Maxima Velocidad del Evento



Nº	Concursante	Piloto 1	Piloto 2	Vehiculo	Cat	Km/h	Sesión
45	SMC Junior Motorsport	Fernando Navarrete Perdices		PORSCHE 911 GT3 R	9	241.6	Entrenamiento cronometrado
16	VOLCANO MOTORSPORT	Eugeniy Leonov		CUPRA TCR	8	241.0	Entrenamiento cronometrado
1	SMC Junior Motorsport	Gonzalo M. De Andres		PEUGEOT 308 TCR	8	237.3	Entrenamiento cronometrado
11	MIGUEL FERNANDEZ YUSTE	Miguel Fernández Yuste		KTM X-BOW GT4	9	236.3	Entrenamiento cronometrado
5	R A C E	Enrique Hernando Alonso		PEUGEOT 308 TCR	8	232.7	Entrenamiento cronometrado
33	SMC Junior Motorsport	Juan Fco. Gastañaga Martinez		CUPRA TCR	8	232.7	Entrenamiento cronometrado
2	C.D.E. ÚLTIMA VUELTA	Ismael Arquero Saz		KTM X-BOW GT4	9	230.7	Entrenamiento cronometrado
24	JULIO CARAYOL CASAS	Julio Carayol Casas		CUPRA TCR	8	226.8	Entrenamiento cronometrado
36	SMC Junior Motorsport	Jesús Llorente Ramiro		Volkswagen Golf GTI TCR	8	225.9	Entrenamiento cronometrado
31	SMC Junior Motorsport	Alfonso Colomina Fajardo		PEUGEOT 308 Racing Cup	7	222.2	Entrenamiento cronometrado
20	JAVIER FERNANDEZ	Javier Fernandez Rodrigo		KTM X-BOW GT4	9	222.2	Entrenamiento cronometrado
6	C.D.E. DEYSCOM SPORT	Francisco Comendador		SUBARU WRX Sti	7	221.7	Entrenamiento cronometrado
13	C.D.E. ÚLTIMA VUELTA	Luis Ruiz Moya		SEAT LEON MK 2	7	217.3	Entrenamiento cronometrado
12	OSCAR BARTOL LECLERE	Oscar Bartol Leclere		SEAT LEON MK 2	7	215.5	Entrenamiento cronometrado
29	R A C E	Borja Hormigos Nicolas	Héctor Hernández Benito	MINI Cooper	6	214.7	Entrenamiento cronometrado
34	R A C E	Eloy Iñigo Varas		SEAT LEON MK 1	6	213.0	Entrenamiento cronometrado
17	C.D.E. ÚLTIMA VUELTA	Francisco Perez Sierra		PEUGEOT RCZ Racing Cup	6	211.3	Entrenamiento cronometrado
66	C.D.E. ÚLTIMA VUELTA	José Alberto Vila Sainz		PEUGEOT 207 LW THP	5	209.3	Entrenamiento cronometrado
15	SMC Junior Motorsport	Juan Carlos Esteban Garcia		RENAULT CLIO CUP IV	6	SMC 208.8	Entrenamiento cronometrado
47	SMC Junior Motorsport	José A. Rueda Ortiz		RENAULT CLIO CUP IV	6	SMC 206.5	Entrenamiento cronometrado
27	SMC Junior Motorsport	Iñigo Moreno De Cala		RENAULT CLIO CUP IV	6	SMC 205.7	Entrenamiento cronometrado
18	EFICAR TEAM	Juan Carlos Lopez Olmo		MERCEDES Benz 190	CL	203.7	Entrenamiento cronometrado
48	SMC Junior Motorsport	Rafael Rodriguez Novillo		RENAULT CLIO CUP IV	6	SMC 202.2	Entrenamiento cronometrado
37	A.E.C.D.	Juan Carlos Zorrilla Hierro		PORSCHE 968 CS	CL	201.8	Entrenamiento cronometrado
35	SMC Junior Motorsport	Antonio Garcia Delicado		RENAULT CLIO CUP IV	6	SMC 201.1	Entrenamiento cronometrado
50	A.E.C.D.	Tomás Moreno Garcia		MERCEDES Benz 190 E	CL	199.6	Entrenamiento cronometrado
46	R A C E	Mario A. Moreno Rojas		PEUGEOT RCZ Rallye Cup	6	199.6	Entrenamiento cronometrado
38	EFICAR TEAM	Fco. Javier Rodriguez		MINI Cooper	5	198.8	Entrenamiento cronometrado
21	R A C E	Pedro J. Herraiz Alijas		RENAULT CLIO CUP III	5	SMC 198.1	Entrenamiento cronometrado
10	CLUB JARAMA SPORT	Busian Fontan Alcalde		RENAULT CLIO CUP III	5	SMC 197.8	Entrenamiento cronometrado





Circuito del Jarama

División 2

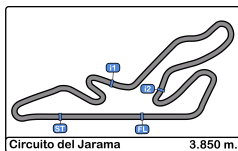
Entrenamiento cronometrado

Mejor Maxima Velocidad del Evento



<u>Nº</u>	<u>Concursante</u>	<u>Piloto 1</u>	<u>Piloto 2</u>	<u>Vehículo</u>	<u>Cat</u>	<u>Km/h</u>	<u>Sesión</u>
8	A.E.C.D.	Pedro Moriyon Diez-Canedo		PORSCHE 968 CS	CL	189.1	Entrenamiento cronometrado
39	C.D.E. ÚLTIMA VUELTA	Julio Ortiz Alonso		PEUGEOT RCZ Racing Cup	6	185.8	Entrenamiento cronometrado
4	EFICAR TEAM	Manuel Gonzalez De La Torre		PORSCHE 911 S	CL	177.3	Entrenamiento cronometrado





**Circuito del Jarama**  
**División 2**  
**Entrenamiento cronometrado**  
**Tiempos Parada en Pit**



**1** SMC Junior Motorsport  
 PEUGEOT 308 TCR 8

Nr.	Hora Día Entrada	Tiempo Entrada	Tiempo Salida	Tiempo Box	Tiempo Box Total
1	10:53:35.546	10:53:35.546	10:56:02.164	0:02:26.618	0:02:26.618
2	11:02:44.632	11:02:44.632	11:06:02.932	0:03:18.300	0:05:44.918

**4** EFICAR TEAM  
 PORSCHE 911 S CL

Nr.	Hora Día Entrada	Tiempo Entrada	Tiempo Salida	Tiempo Box	Tiempo Box Total
1	10:51:08.997	10:51:08.997	10:52:25.784	0:01:16.787	0:01:16.787

**5** R A C E  
 PEUGEOT 308 TCR 8

Nr.	Hora Día Entrada	Tiempo Entrada	Tiempo Salida	Tiempo Box	Tiempo Box Total
1	10:49:55.710	10:49:55.710	10:53:40.991	0:03:45.281	0:03:45.281

**6** C.D.E. DEYSCOM SPORT  
 SUBARU WRX Sti 7

Nr.	Hora Día Entrada	Tiempo Entrada	Tiempo Salida	Tiempo Box	Tiempo Box Total
1	10:53:51.037	10:53:51.037	10:57:44.701	0:03:53.664	0:03:53.664

**10** CLUB JARAMA SPORT  
 RENAULT CLIO CUP III 5

Nr.	Hora Día Entrada	Tiempo Entrada	Tiempo Salida	Tiempo Box	Tiempo Box Total
1	11:01:36.509	11:01:36.509	11:02:52.000	0:01:15.491	0:01:15.491

**11** MIGUEL FERNANDEZ YUSTE  
 KTM X-BOW GT4 9

Nr.	Hora Día Entrada	Tiempo Entrada	Tiempo Salida	Tiempo Box	Tiempo Box Total
1	10:53:18.603	10:53:18.603	10:54:38.620	0:01:20.017	0:01:20.017

**12** OSCAR BARTOL LECLERE  
 SEAT LEON MK 2 7

Nr.	Hora Día Entrada	Tiempo Entrada	Tiempo Salida	Tiempo Box	Tiempo Box Total
1	10:56:29.094	10:56:29.094	10:58:02.710	0:01:33.616	0:01:33.616

**13** C.D.E. ÚLTIMA VUELTA  
 SEAT LEON MK 2 7

Nr.	Hora Día Entrada	Tiempo Entrada	Tiempo Salida	Tiempo Box	Tiempo Box Total
1	10:52:12.823	10:52:12.823	10:54:50.309	0:02:37.486	0:02:37.486

**15** SMC Junior Motorsport  
 RENAULT CLIO CUP IV 6

Nr.	Hora Día Entrada	Tiempo Entrada	Tiempo Salida	Tiempo Box	Tiempo Box Total
1	11:02:55.534	11:02:55.534	11:04:20.404	0:01:24.870	0:01:24.870

**16** VOLCANO MOTORSPORT  
 CUPRA TCR 8

Nr.	Hora Día Entrada	Tiempo Entrada	Tiempo Salida	Tiempo Box	Tiempo Box Total
1	10:47:04.921	10:47:04.921	10:48:47.492	0:01:42.571	0:01:42.571
2	10:57:27.632	10:57:27.632	10:59:00.630	0:01:32.998	0:03:15.569
3	11:07:27.005	11:07:27.005	11:09:08.924	0:01:41.919	0:04:57.488

**18** EFICAR TEAM  
 MERCEDES Benz 190 CL

Nr.	Hora Día Entrada	Tiempo Entrada	Tiempo Salida	Tiempo Box	Tiempo Box Total
1	10:53:03.147	10:53:03.147	10:55:19.961	0:02:16.814	0:02:16.814

**20** JAVIER FERNANDEZ RODRIGO  
 KTM X-BOW GT4 9

Nr.	Hora Día Entrada	Tiempo Entrada	Tiempo Salida	Tiempo Box	Tiempo Box Total
1	11:04:37.279	11:04:37.279	11:08:13.571	0:03:36.292	0:03:36.292

**24** JULIO CARAYOL CASAS  
 CUPRA TCR 8

Nr.	Hora Día Entrada	Tiempo Entrada	Tiempo Salida	Tiempo Box	Tiempo Box Total
1	10:58:37.788	10:58:37.788	11:01:18.485	0:02:40.697	0:02:40.697
2	11:08:58.199	11:08:58.199	11:10:50.467	0:01:52.268	0:04:32.965

**29** R A C E  
 MINI Cooper 6

Nr.	Hora Día Entrada	Tiempo Entrada	Tiempo Salida	Tiempo Box	Tiempo Box Total
1	10:54:14.116	10:54:14.116	10:56:26.490	0:02:12.374	0:02:12.374

**31** SMC Junior Motorsport  
 PEUGEOT 308 Racing Cup 7

Nr.	Hora Día Entrada	Tiempo Entrada	Tiempo Salida	Tiempo Box	Tiempo Box Total
1	11:01:42.504	11:01:42.504	11:03:25.547	0:01:43.043	0:01:43.043
2	11:09:04.887	11:09:04.887	11:11:09.826	0:02:04.939	0:03:47.982

**36** SMC Junior Motorsport  
 Volkswagen Golf GTI TCR 8

Nr.	Hora Día Entrada	Tiempo Entrada	Tiempo Salida	Tiempo Box	Tiempo Box Total
1	11:04:13.648	11:04:13.648	11:05:57.427	0:01:43.779	0:01:43.779

**37** A.E.C.D.  
 PORSCHE 968 CS CL

Nr.	Hora Día Entrada	Tiempo Entrada	Tiempo Salida	Tiempo Box	Tiempo Box Total
1	10:57:41.830	10:57:41.830	11:04:02.296	0:06:20.466	0:06:20.466

**38** EFICAR TEAM  
 MINI Cooper 5

Nr.	Hora Día Entrada	Tiempo Entrada	Tiempo Salida	Tiempo Box	Tiempo Box Total
1	10:53:00.984	10:53:00.984	10:55:40.189	0:02:39.205	0:02:39.205

**39** C.D.E. ÚLTIMA VUELTA  
 PEUGEOT RCZ Racing Cup 6

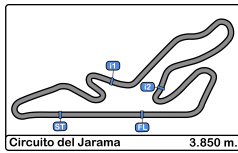
Nr.	Hora Día Entrada	Tiempo Entrada	Tiempo Salida	Tiempo Box	Tiempo Box Total
1	10:49:39.337	10:49:39.337	10:57:04.086	0:07:24.749	0:07:24.749
2	10:59:05.121	10:59:05.121	11:02:31.538	0:03:26.417	0:10:51.166
3	11:04:38.852	11:04:38.852	11:10:18.875	0:05:40.023	0:16:31.189

**46** R A C E  
 PEUGEOT RCZ Rallye Cup 6

Nr.	Hora Día Entrada	Tiempo Entrada	Tiempo Salida	Tiempo Box	Tiempo Box Total
1	11:08:55.344	11:08:55.344	11:09:52.116	0:00:56.772	0:00:56.772







**Circuito del Jarama**  
**División 2**  
**Entrenamiento cronometrado**  
**Tiempos Parada en Pit**



**47**

SMC Junior Motorsport

RENAULT CLIO CUP IV

6

Nr.	Hora Día Entrada	Tiempo Entrada	Tiempo Salida	Tiempo Box	Tiempo Box Total
1	11:10:18.513	11:10:18.513	11:12:43.958	0:02:25.445	0:02:25.445

**48**

R A C E

RENAULT CLIO CUP IV

6

Nr.	Hora Día Entrada	Tiempo Entrada	Tiempo Salida	Tiempo Box	Tiempo Box Total
1	11:05:08.653	11:05:08.653	11:08:54.490	0:03:45.837	0:03:45.837

**50**

A.E.C.D.

MERCEDES Benz 190 E

CL

Nr.	Hora Día Entrada	Tiempo Entrada	Tiempo Salida	Tiempo Box	Tiempo Box Total
1	10:54:19.256	10:54:19.256	10:55:43.990	0:01:24.734	0:01:24.734

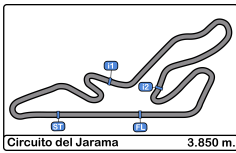
**66**

C.D.E. ÚLTIMA VUELTA

PEUGEOT 207 LW THP

5

Nr.	Hora Día Entrada	Tiempo Entrada	Tiempo Salida	Tiempo Box	Tiempo Box Total
1	10:50:21.919	10:50:21.919	10:53:04.188	0:02:42.269	0:02:42.269
2	10:58:53.347	10:58:53.347	11:00:22.714	0:01:29.367	0:04:11.636



# Circuito del Jarama

## División 2

### 1ª Carrera

#### Parrilla de Salida



33	4	Manuel Gonzalez De La Torre	2:05.604	34	28	Alejandro Geppert Romero	
31	38	Fco. Javier Rodriguez Rodrigu	1:55.610	32	8	Pedro Moriyon Diez-Canedo	1:59.758
29	10	Busian Fontan Alcalde	1:50.840	30	46	Mario A. Moreno Rojas	1:54.232
27	50	Tomás Moreno Garcia	1:53.681	28	21	Pedro J. Herraiz Alijas	1:53.721
25	2	Ismael Arquero Saz	1:51.957	26	18	Juan Carlos Lopez Olmo	1:53.549
23	39	Julio Ortiz Alonso	1:50.547	24	37	Juan Carlos Zorrilla Hierro	1:51.209
21	47	José A. Rueda Ortiz	1:48.772	22	35	Antonio Garcia Delicado	1:49.996
19	27	Iñigo Moreno De Cala	1:48.451	20	13	Luis Ruiz Moya	1:48.729
17	66	José Alberto Vila Sainz	1:48.174	18	15	Juan Carlos Esteban Garcia	1:48.412
15	29	Borja Hormigos Nicolas	1:47.681	16	48	Rafael Rodriguez Novillo	1:47.973
13	36	Jesús Llorente Ramiro	1:46.788	14	34	Eloy Iñigo Varas	1:47.076
11	31	Alfonso Colomina Fajardo	1:43.044	12	17	Francisco Perez Sierra	1:46.637
9	45	Fernando Navarrete Perdices	1:41.052	10	12	Oscar Bartol Leclere	1:46.570
7	6	Francisco Comendador Rome	1:43.077	8	24	Julio Carayol Casas	1:45.895
5	20	Javier Fernandez Rodrigo	1:42.257	6	33	Juan Fco. Gastañaga Martine	1:43.060
3	16	Eugeniy Leonov	1:38.200	4	5	Enrique Hernando Alonso	1:40.810
1	11	Miguel Fernández Yuste	1:37.124	2	1	Gonzalo M. De Andres	1:37.738



Pole

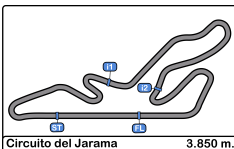
Vehículo 45. Sanción de pérdida de 5 puestos en parrilla. Artículo 18.9 de VC  
 Vehículo 31. Sanción de pérdida de 5 puestos en parrilla. Artículo 22 de CRT  
 Vehículo 10. Sanción de pérdida de 5 puestos en parrilla. Artículo 22 de CRT

Publicada a las:.....

Comisarios Deportivos:

Cronometrador:





# Circuito del Jarama

## División 2

### 1ª Carrera

### Resultados Finales



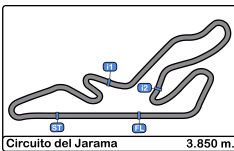
Cls	Nº	Concursante	Piloto 1	Piloto 2	Vehiculo	Cat	Cl	Vtas.	Tiempo	Dif 1º	Intervalo	Km/h	V.R.	Tiempo	Km/h
1	2	C.D.E. ÚLTIMA VUELTA	Ismael Arquero Saz		KTM X-BOW GT4	9	1	11	<b>22:51.685</b>			111.1	2	1:37.388	142.3
2	1	SMC Junior Motorsport	Gonzalo M. De Andres		PEUGEOT 308 TCR	8	1	11	<b>22:57.032</b>	5.347	5.347	110.7	7	1:38.703	140.4
3	16	VOLCANO MOTORSPORT	Eugeniy Leonov		CUPRA TCR	8	2	11	<b>23:00.451</b>	8.766	3.419	110.4	7	1:39.345	139.5
4	45	SMC Junior Motorsport	Fernando Navarrete Perdices		PORSCHE 911 GT3 R	9	2	11	<b>23:21.060</b>	29.375	20.609	108.8	7	1:42.248	135.5
5	20	JAVIER FERNANDEZ RODRI	Javier Fernandez Rodrigo		KTM X-BOW GT4	9	3	11	<b>23:22.504</b>	30.819	1.444	108.7	7	1:42.826	134.7
6	33	SMC Junior Motorsport	Juan Fco. Gastañaga Martinez		CUPRA TCR	8	3	11	<b>23:28.627</b>	36.942	6.123	108.2	8	1:43.713	133.6
7	6	C.D.E. DEYSCOM SPORT	Francisco Comendador Romero		SUBARU WRX Sti	7	1	11	<b>23:28.950</b>	37.265	0.323	108.2	8	1:43.879	133.4
8	24	JULIO CARAYOL CASAS	Julio Carayol Casas		CUPRA TCR	8	4	11	<b>23:36.337</b>	44.652	7.387	107.6	9	1:45.124	131.8
9	5	R A C E	Enrique Hernando Alonso		PEUGEOT 308 TCR	8	5	11	<b>23:37.519</b>	45.834	1.182	107.5	9	1:42.469	135.2
10	31	SMC Junior Motorsport	Alfonso Colomina Fajardo		PEUGEOT 308 Racing Cup	7	2	11	<b>23:42.432</b>	50.747	4.913	107.1	8	1:45.927	130.8
11	29	R A C E	<b>Borja Hormigos Nicolas</b>	Héctor Hernández Benito	MINI Cooper	6	1	11	<b>23:54.851</b>	1:03.166	12.419	106.2	7	1:47.834	128.5
12	12	OSCAR BARTOL LECLERE	Oscar Bartol Leclere		SEAT LEON MK 2	7	3	11	<b>23:57.538</b>	1:05.853	2.687	106.0	2	1:47.478	128.9
13	36	SMC Junior Motorsport	Jesús Llorente Ramiro		Volkswagen Golf GTI TCR	8	6	11	<b>23:58.751</b>	1:07.066	1.213	105.9	7	1:47.923	128.4
14	13	C.D.E. ÚLTIMA VUELTA	Luis Ruiz Moya		SEAT LEON MK 2	7	4	11	<b>23:59.723</b>	1:08.038	0.972	105.8	10	1:47.775	128.6
15	48	SMC Junior Motorsport	Rafael Rodriguez Novillo		RENAULT CLIO CUP IV	6	2	SMC 11	<b>24:02.708</b>	1:11.023	2.985	105.6	7	1:48.698	127.5
16	34	R A C E	Eloy Iñigo Varas		SEAT LEON MK 1	6	3	11	<b>24:06.905</b>	1:15.220	4.197	105.3	2	1:49.506	126.5
17	39	C.D.E. ÚLTIMA VUELTA	Julio Ortiz Alonso		PEUGEOT RCZ Racing Cup	6	4	11	<b>24:07.036</b>	1:15.351	0.131	105.3	9	1:47.991	128.3
18	15	SMC Junior Motorsport	Juan Carlos Esteban Garcia		RENAULT CLIO CUP IV	6	5	SMC 11	<b>24:07.268</b>	1:15.583	0.232	105.3	10	1:48.455	127.7
19	17	C.D.E. ÚLTIMA VUELTA	Francisco Perez Sierra		PEUGEOT RCZ Racing Cup	6	6	11	<b>24:07.384</b>	1:15.699	0.116	105.3	9	1:47.258	129.2
20	27	SMC Junior Motorsport	Iñigo Moreno De Cala		RENAULT CLIO CUP IV	6	7	SMC 11	<b>24:16.338</b>	1:24.653	8.954	104.6	9	1:49.687	126.3
21	47	SMC Junior Motorsport	José A. Rueda Ortiz		RENAULT CLIO CUP IV	6	8	SMC 11	<b>24:17.098</b>	1:25.413	0.760	104.6	11	1:50.186	125.7
22	66	C.D.E. ÚLTIMA VUELTA	José Alberto Vila Sainz		PEUGEOT 207 LW THP	5	1	11	<b>24:19.032</b>	1:27.347	1.934	104.4	2	1:49.514	126.5
23	35	SMC Junior Motorsport	Antonio Garcia Delicado		RENAULT CLIO CUP IV	6	9	SMC 11	<b>24:19.899</b>	1:28.214	0.867	104.4	9	1:50.043	125.9
24	28	SMC Junior Motorsport	Alejandro Geppert Romero		RENAULT CLIO CUP III	5	2	SMC 11	<b>24:20.625</b>	1:28.940	0.726	104.3	10	1:50.276	125.6
25	50	A.E.C.D.	Tomás Moreno Garcia		MERCEDES Benz 190 E	CL	1	11	<b>24:47.534</b>	1:55.849	26.909	102.4	7	1:54.404	121.1
26	21	R A C E	Pedro J. Herraiz Alijas		RENAULT CLIO CUP III	5	3	SMC 10	<b>22:57.240</b>	1 Vta	1 Vta	100.6	7	1:54.681	120.8
27	37	A.E.C.D.	Juan Carlos Zorrilla Hierro		PORSCHE 968 CS	CL	2	10	<b>22:58.020</b>	1 Vta	0.780	100.5	9	1:54.574	120.9
28	10	CLUB JARAMA SPORT	Busian Fontan Alcalde		RENAULT CLIO CUP III	5	4	SMC 10	<b>23:05.135</b>	1 Vta	7.115	100.0	6	1:53.102	122.5
29	38	EFICAR TEAM	Fco. Javier Rodriguez Rodriguez		MINI Cooper	5	5	10	<b>23:05.545</b>	1 Vta	0.410	100.0	9	1:56.186	119.2
30	18	EFICAR TEAM	Juan Carlos Lopez Olmo		MERCEDES Benz 190	CL	3	10	<b>23:14.779</b>	1 Vta	9.234	99.3	7	1:54.622	120.9
31	8	A.E.C.D.	Pedro Moriyon Diez-Canedo		PORSCHE 968 CS	CL	4	10	<b>23:32.693</b>	1 Vta	17.914	98.1	6	2:00.680	114.8
32	46	R A C E	Mario A. Moreno Rojas		PEUGEOT RCZ Rallye Cup	6	10	10	<b>23:33.336</b>	1 Vta	0.643	98.0	2	1:58.317	117.1
33	4	EFICAR TEAM	Manuel Gonzalez De La Torre		PORSCHE 911 S	CL	5	10	<b>23:56.539</b>	1 Vta	23.203	96.4	6	2:04.397	111.4

No clasificados: (Requerimientos: 75% del número de vueltas del lider = 9 Vueltas)

Publicado a las:.....

Comisarios Deportivos:	Director de Carrera:	Cronometrador: 
------------------------	----------------------	--





Circuito del Jarama

División 2

1ª Carrera


Resultados Finales



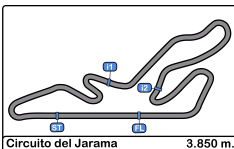
Cls	Nº	Concursante	Piloto 1	Piloto 2	Vehiculo	Cat	Cl	Vtas.	Tiempo	Dif 1º	Intervalo	Km/h	V.R.	Tiempo	Km/h
	11	MIGUEL FERNANDEZ YUST	Miguel Fernández Yuste		KTM X-BOW GT4	9	4	1	1:42.419	10 Vtas	9 Vtas	135.3	1	1:42.419	135.3

Vuelta Rápida Ismael Arquero Saz en 1:37.388 a 142.3 Km/h en la vuelta 2

Publicado a las:.....

<b>Comisarios Deportivos:</b>	<b>Director de Carrera:</b>	<b>Cronometrador:</b> 
-------------------------------	-----------------------------	---





# Circuito del Jarama

## División 2

### 1ª Carrera

#### Resultados Finales por categoría



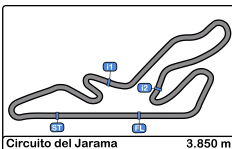
Cls	Nº	Concursante	Piloto 1	Piloto 2	Vehiculo	Cat	Cl	Vtas.	Tiempo	Dif 1º	Intervalo	Km/h	V.R.	Tiempo	Km/h
<b>Categoría 9</b>															
1	2	C.D.E. ÚLTIMA VUELTA	Ismael Arquero Saz		KTM X-BOW GT4	9	1	11	<b>22:51.685</b>			111.1	2	1:37.388	142.3
2	45	SMC Junior Motorsport	Fernando Navarrete Perdices		PORSCHE 911 GT3 R	9	2	11	<b>23:21.060</b>	29.375	29.375	108.8	7	1:42.248	135.5
3	20	JAVIER FERNANDEZ RODRI	Javier Fernandez Rodrigo		KTM X-BOW GT4	9	3	11	<b>23:22.504</b>	30.819	1.444	108.7	7	1:42.826	134.7
<b>No clasificados: (Requerimientos: 75% del número de vueltas del lider = 9 Vueltas)</b>															
11		MIGUEL FERNANDEZ YUST	Miguel Fernández Yuste		KTM X-BOW GT4	9	4	1	<b>1:42.419</b>	10 Vtas	10 Vtas	135.3	1	1:42.419	135.3
<b>Categoría 8</b>															
1	1	SMC Junior Motorsport	Gonzalo M. De Andres		PEUGEOT 308 TCR	8	1	11	<b>22:57.032</b>			110.7	7	1:38.703	140.4
2	16	VOLCANO MOTORSPORT	Eugeniy Leonov		CUPRA TCR	8	2	11	<b>23:00.451</b>	8.766	3.419	110.4	7	1:39.345	139.5
3	33	SMC Junior Motorsport	Juan Fco. Gastañaga Martinez		CUPRA TCR	8	3	11	<b>23:28.627</b>	36.942	28.176	108.2	8	1:43.713	133.6
4	24	JULIO CARAYOL CASAS	Julio Carayol Casas		CUPRA TCR	8	4	11	<b>23:36.337</b>	44.652	7.710	107.6	9	1:45.124	131.8
5	5	R A C E	Enrique Hernando Alonso		PEUGEOT 308 TCR	8	5	11	<b>23:37.519</b>	45.834	1.182	107.5	9	1:42.469	135.2
6	36	SMC Junior Motorsport	Jesús Llorente Ramiro		Volkswagen Golf GTI TCR	8	6	11	<b>23:58.751</b>	1:07.066	21.232	105.9	7	1:47.923	128.4
<b>Categoría 7</b>															
1	6	C.D.E. DEYSCOM SPORT	Francisco Comendador Romero		SUBARU WRX Sti	7	1	11	<b>23:28.950</b>			108.2	8	1:43.879	133.4
2	31	SMC Junior Motorsport	Alfonso Colomina Fajardo		PEUGEOT 308 Racing Cup	7	2	11	<b>23:42.432</b>	50.747	13.482	107.1	8	1:45.927	130.8
3	12	OSCAR BARTOL LECLERE	Oscar Bartol Leclere		SEAT LEON MK 2	7	3	11	<b>23:57.538</b>	1:05.853	15.106	106.0	2	1:47.478	128.9
4	13	C.D.E. ÚLTIMA VUELTA	Luis Ruiz Moya		SEAT LEON MK 2	7	4	11	<b>23:59.723</b>	1:08.038	2.185	105.8	10	1:47.775	128.6
<b>Categoría 6</b>															
1	29	R A C E	<b>Borja Hormigos Nicolas</b>	Héctor Hernández Benito	MINI Cooper	6	1	11	<b>23:54.851</b>			106.2	7	1:47.834	128.5
2	48	SMC Junior Motorsport	Rafael Rodriguez Novillo		RENAULT CLIO CUP IV	6	2	SMC 11	<b>24:02.708</b>	1:11.023	7.857	105.6	7	1:48.698	127.5
3	34	R A C E	Eloy Iñigo Varas		SEAT LEON MK 1	6	3	11	<b>24:06.905</b>	1:15.220	4.197	105.3	2	1:49.506	126.5
4	39	C.D.E. ÚLTIMA VUELTA	Julio Ortiz Alonso		PEUGEOT RCZ Racing Cup	6	4	11	<b>24:07.036</b>	1:15.351	0.131	105.3	9	1:47.991	128.3
5	15	SMC Junior Motorsport	Juan Carlos Esteban Garcia		RENAULT CLIO CUP IV	6	5	SMC 11	<b>24:07.268</b>	1:15.583	0.232	105.3	10	1:48.455	127.7
6	17	C.D.E. ÚLTIMA VUELTA	Francisco Perez Sierra		PEUGEOT RCZ Racing Cup	6	6	11	<b>24:07.384</b>	1:15.699	0.116	105.3	9	1:47.258	129.2
7	27	SMC Junior Motorsport	Iñigo Moreno De Cala		RENAULT CLIO CUP IV	6	7	SMC 11	<b>24:16.338</b>	1:24.653	8.954	104.6	9	1:49.687	126.3
8	47	SMC Junior Motorsport	José A. Rueda Ortiz		RENAULT CLIO CUP IV	6	8	SMC 11	<b>24:17.098</b>	1:25.413	0.760	104.6	11	1:50.186	125.7
9	35	SMC Junior Motorsport	Antonio Garcia Delicado		RENAULT CLIO CUP IV	6	9	SMC 11	<b>24:19.899</b>	1:28.214	2.801	104.4	9	1:50.043	125.9
10	46	R A C E	Mario A. Moreno Rojas		PEUGEOT RCZ Rallye Cup	6	10	10	<b>23:33.336</b>	1 Vta	1 Vta	98.0	2	1:58.317	117.1
<b>Categoría 5</b>															
1	66	C.D.E. ÚLTIMA VUELTA	José Alberto Vila Sainz		PEUGEOT 207 LW THP	5	1	11	<b>24:19.032</b>			104.4	2	1:49.514	126.5
2	28	SMC Junior Motorsport	Alejandro Geppert Romero		RENAULT CLIO CUP III	5	2	SMC 11	<b>24:20.625</b>	1:28.940	1.593	104.3	10	1:50.276	125.6
3	21	R A C E	Pedro J. Herraiz Alijas		RENAULT CLIO CUP III	5	3	SMC 10	<b>22:57.240</b>	1 Vta	1 Vta	100.6	7	1:54.681	120.8
4	10	CLUB JARAMA SPORT	Busian Fontan Alcalde		RENAULT CLIO CUP III	5	4	SMC 10	<b>23:05.135</b>	1 Vta		100.0	6	1:53.102	122.5

Publicado a las:.....

<b>Comisarios Deportivos:</b>	<b>Director de Carrera:</b>	<b>Cronometrador:</b>
-------------------------------	-----------------------------	-----------------------







Circuito del Jarama

División 2

1ª Carrera


Resultados Finales por categoría



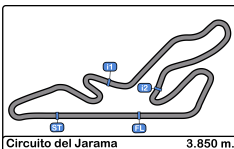
Cls	Nº	Concursante	Piloto 1	Piloto 2	Vehiculo	Cat	Cl	Vtas.	Tiempo	Dif 1º	Intervalo	Km/h	V.R.	Tiempo	Km/h
5	38	EFICAR TEAM	Fco. Javier Rodriguez Rodriguez		MINI Cooper	5	5	10	23:05.545	1 Vta	0.410	100.0	9	1:56.186	119.2
CL															
1	50	A.E.C.D.	Tomás Moreno Garcia		MERCEDES Benz 190 E	CL	1	11	24:47.534			102.4	7	1:54.404	121.1
2	37	A.E.C.D.	Juan Carlos Zorrilla Hierro		PORSCHE 968 CS	CL	2	10	22:58.020	1 Vta	1 Vta	100.5	9	1:54.574	120.9
3	18	EFICAR TEAM	Juan Carlos Lopez Olmo		MERCEDES Benz 190	CL	3	10	23:14.779	1 Vta	16.759	99.3	7	1:54.622	120.9
4	8	A.E.C.D.	Pedro Moriyon Diez-Canedo		PORSCHE 968 CS	CL	4	10	23:32.693	1 Vta	17.914	98.1	6	2:00.680	114.8
5	4	EFICAR TEAM	Manuel Gonzalez De La Torre		PORSCHE 911 S	CL	5	10	23:56.539	1 Vta	23.846	96.4	6	2:04.397	111.4

Vuelta Rápida Ismael Arquero Saz en 1:37.388 a 142.3 Km/h en la vuelta 2

Publicado a las:.....

Comisarios Deportivos:	Director de Carrera:	Cronometrador: 
------------------------	----------------------	--





Circuito del Jarama

División 2

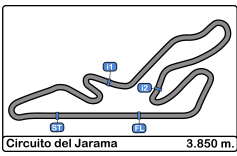
1ª Carrera

Clasificación Final por Vuelta Rápida de Piloto



Clas	Nº	Concursante	Vehiculo	Piloto	Cat	Clas	Vtas.	V.R	Tiempo	Dif 1º	Intervalo	Km/h
1	2	C.D.E. ÚLTIMA VUELTA	KTM X-BOW GT4	Ismael Arquero Saz	9	1	11	2	1:37.388			142.3
2	1	SMC Junior Motorsport	PEUGEOT 308 TCR	Gonzalo M. De Andres	8	1	11	7	1:38.703	1.315	1.315	140.4
3	16	VOLCANO MOTORSPORT	CUPRA TCR	Eugeniy Leonov	8	2	11	7	1:39.345	1.957	0.642	139.5
4	45	SMC Junior Motorsport	PORSCHE 911 GT3 R	Fernando Navarrete Perdices	9	2	11	7	1:42.248	4.860	2.903	135.5
5	11	MIGUEL FERNANDEZ YUSTE	KTM X-BOW GT4	Miguel Fernández Yuste	9	3	1	1	1:42.419	5.031	0.171	135.3
6	5	R A C E	PEUGEOT 308 TCR	Enrique Hernando Alonso	8	3	11	9	1:42.469	5.081	0.050	135.2
7	20	JAVIER FERNANDEZ RODRIGO	KTM X-BOW GT4	Javier Fernandez Rodrigo	9	4	11	7	1:42.826	5.438	0.357	134.7
8	33	SMC Junior Motorsport	CUPRA TCR	Juan Fco. Gastañaga Martinez	8	4	11	8	1:43.713	6.325	0.887	133.6
9	6	C.D.E. DEYSCOM SPORT	SUBARU WRX Sti	Francisco Comendador Romero	7	1	11	8	1:43.879	6.491	0.166	133.4
10	24	JULIO CARAYOL CASAS	CUPRA TCR	Julio Carayol Casas	8	5	11	9	1:45.124	7.736	1.245	131.8
11	31	SMC Junior Motorsport	PEUGEOT 308 Racing Cup	Alfonso Colomina Fajardo	7	2	11	8	1:45.927	8.539	0.803	130.8
12	17	C.D.E. ÚLTIMA VUELTA	PEUGEOT RCZ Racing Cup	Francisco Perez Sierra	6	1	11	9	1:47.258	9.870	1.331	129.2
13	12	OSCAR BARTOL LECLERE	SEAT LEON MK 2	Oscar Bartol Leclere	7	3	11	2	1:47.478	10.090	0.220	128.9
14	13	C.D.E. ÚLTIMA VUELTA	SEAT LEON MK 2	Luis Ruiz Moya	7	4	11	10	1:47.775	10.387	0.297	128.6
15	29	R A C E	MINI Cooper	Borja Hormigos Nicolas	6	2	11	7	1:47.834	10.446	0.059	128.5
16	36	SMC Junior Motorsport	Volkswagen Golf GTI TCR	Jesús Llorente Ramiro	8	6	11	7	1:47.923	10.535	0.089	128.4
17	39	C.D.E. ÚLTIMA VUELTA	PEUGEOT RCZ Racing Cup	Julio Ortiz Alonso	6	3	11	9	1:47.991	10.603	0.068	128.3
18	15	SMC Junior Motorsport	RENAULT CLIO CUP IV	Juan Carlos Esteban Garcia	6	SMC	4	11	1:48.455	11.067	0.464	127.7
19	48	SMC Junior Motorsport	RENAULT CLIO CUP IV	Rafael Rodriguez Novillo	6	SMC	5	11	1:48.698	11.310	0.243	127.5
20	34	R A C E	SEAT LEON MK 1	Eloy Iñigo Varas	6	6	11	2	1:49.506	12.118	0.808	126.5
21	66	C.D.E. ÚLTIMA VUELTA	PEUGEOT 207 LW THP	José Alberto Vila Sainz	5	1	11	2	1:49.514	12.126	0.008	126.5
22	27	SMC Junior Motorsport	RENAULT CLIO CUP IV	Iñigo Moreno De Cala	6	SMC	7	11	1:49.687	12.299	0.173	126.3
23	35	SMC Junior Motorsport	RENAULT CLIO CUP IV	Antonio Garcia Delicado	6	SMC	8	11	1:50.043	12.655	0.356	125.9
24	47	SMC Junior Motorsport	RENAULT CLIO CUP IV	José A. Rueda Ortiz	6	SMC	9	11	1:50.186	12.798	0.143	125.7
25	28	SMC Junior Motorsport	RENAULT CLIO CUP III	Alejandro Geppert Romero	5	SMC	2	11	1:50.276	12.888	0.090	125.6
26	10	CLUB JARAMA SPORT	RENAULT CLIO CUP III	Busian Fontan Alcalde	5	SMC	3	10	1:53.102	15.714	2.826	122.5
27	50	A.E.C.D.	MERCEDES Benz 190 E	Tomás Moreno Garcia	CL	1	11	7	1:54.404	17.016	1.302	121.1
28	37	A.E.C.D.	PORSCHE 968 CS	Juan Carlos Zorrilla Hierro	CL	2	10	9	1:54.574	17.186	0.170	120.9
29	18	EFICAR TEAM	MERCEDES Benz 190	Juan Carlos Lopez Olmo	CL	3	10	7	1:54.622	17.234	0.048	120.9
30	21	R A C E	RENAULT CLIO CUP III	Pedro J. Herraiz Alijas	5	SMC	4	10	1:54.681	17.293	0.059	120.8
31	38	EFICAR TEAM	MINI Cooper	Fco. Javier Rodriguez Rodriguez	5	5	10	9	1:56.186	18.798	1.505	119.2
32	46	R A C E	PEUGEOT RCZ Rallye Cup	Mario A. Moreno Rojas	6	10	10	2	1:58.317	20.929	2.131	117.1
33	8	A.E.C.D.	PORSCHE 968 CS	Pedro Moriyon Diez-Canedo	CL	4	10	6	2:00.680	23.292	2.363	114.8





Circuito del Jarama

División 2

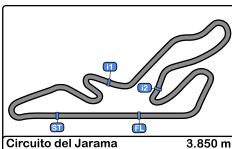
1ª Carrera

Clasificación Final por Vuelta Rápida de Piloto



<u>Clas</u>	<u>Nº</u>	<u>Concursante</u>	<u>Vehiculo</u>	<u>Piloto</u>	<u>Cat</u>	<u>Clas</u>	<u>Vtas.</u>	<u>V.R</u>	<u>Tiempo</u>	<u>Dif 1º</u>	<u>Intervalo</u>	<u>Km/h</u>
34	4	EFICAR TEAM	PORSCHE 911 S	Manuel Gonzalez De La Torre	CL	5	10	6	2:04.397	27.009	3.717	111.4





# Circuito del Jarama

## División 2

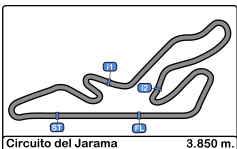
### 1ª Carrera

#### Distancia y Velocidad Media



Cls	Nº	Concursante	Piloto 1	Piloto 2	Vehiculo	Cat	Cls	Vtas.	Distancia	Tiempo	Km/h
1	2	C.D.E. ÚLTIMA VUELTA	Ismael Arquero Saz		KTM X-BOW GT4	9	1	11	42.35	22:51.685	111.1
2	1	SMC Junior Motorsport	Gonzalo M. De Andres		PEUGEOT 308 TCR	8	1	11	42.35	22:57.032	110.7
3	16	VOLCANO MOTORSPORT	Eugeniy Leonov		CUPRA TCR	8	2	11	42.35	23:00.451	110.4
4	45	SMC Junior Motorsport	Fernando Navarrete Perdices		PORSCHE 911 GT3 R	9	2	11	42.35	23:21.060	108.8
5	20	JAVIER FERNANDEZ RODRI	Javier Fernandez Rodrigo		KTM X-BOW GT4	9	3	11	42.35	23:22.504	108.7
6	33	SMC Junior Motorsport	Juan Fco. Gastañaga Martinez		CUPRA TCR	8	3	11	42.35	23:28.627	108.2
7	6	C.D.E. DEYSCOM SPORT	Francisco Comendador Rome		SUBARU WRX Sti	7	1	11	42.35	23:28.950	108.2
8	24	JULIO CARAYOL CASAS	Julio Carayol Casas		CUPRA TCR	8	4	11	42.35	23:36.337	107.6
9	5	R A C E	Enrique Hernando Alonso		PEUGEOT 308 TCR	8	5	11	42.35	23:37.519	107.5
10	31	SMC Junior Motorsport	Alfonso Colomina Fajardo		PEUGEOT 308 Racing Cup	7	2	11	42.35	23:42.432	107.1
11	29	R A C E	<b>Borja Hormigos Nicolas</b>	Héctor Hernández Benito	MINI Cooper	6	1	11	42.35	23:54.851	106.2
12	12	OSCAR BARTOL LECLERE	Oscar Bartol Leclere		SEAT LEON MK 2	7	3	11	42.35	23:57.538	106.0
13	36	SMC Junior Motorsport	Jesús Llorente Ramiro		Volkswagen Golf GTI TCR	8	6	11	42.35	23:58.751	105.9
14	13	C.D.E. ÚLTIMA VUELTA	Luis Ruiz Moya		SEAT LEON MK 2	7	4	11	42.35	23:59.723	105.8
15	48	SMC Junior Motorsport	Rafael Rodriguez Novillo		RENAULT CLIO CUP IV	6	2	SMC 11	42.35	24:02.708	105.6
16	34	R A C E	Eloy Iñigo Varas		SEAT LEON MK 1	6	3	11	42.35	24:06.905	105.3
17	39	C.D.E. ÚLTIMA VUELTA	Julio Ortiz Alonso		PEUGEOT RCZ Racing Cup	6	4	11	42.35	24:07.036	105.3
18	15	SMC Junior Motorsport	Juan Carlos Esteban Garcia		RENAULT CLIO CUP IV	6	5	SMC 11	42.35	24:07.268	105.3
19	17	C.D.E. ÚLTIMA VUELTA	Francisco Perez Sierra		PEUGEOT RCZ Racing Cup	6	6	11	42.35	24:07.384	105.3
20	27	SMC Junior Motorsport	Iñigo Moreno De Cala		RENAULT CLIO CUP IV	6	7	SMC 11	42.35	24:16.338	104.6
21	47	SMC Junior Motorsport	José A. Rueda Ortiz		RENAULT CLIO CUP IV	6	8	SMC 11	42.35	24:17.098	104.6
22	66	C.D.E. ÚLTIMA VUELTA	José Alberto Vila Sainz		PEUGEOT 207 LW THP	5	1	11	42.35	24:19.032	104.4
23	35	SMC Junior Motorsport	Antonio Garcia Delicado		RENAULT CLIO CUP IV	6	9	SMC 11	42.35	24:19.899	104.4
24	28	SMC Junior Motorsport	Alejandro Geppert Romero		RENAULT CLIO CUP III	5	2	SMC 11	42.35	24:20.625	104.3
25	50	A.E.C.D.	Tomás Moreno Garcia		MERCEDES Benz 190 E	CL	1	11	42.35	24:47.534	102.4
26	21	R A C E	Pedro J. Herraiz Alijas		RENAULT CLIO CUP III	5	3	SMC 10	38.50	22:57.240	100.6
27	37	A.E.C.D.	Juan Carlos Zorrilla Hierro		PORSCHE 968 CS	CL	2	10	38.50	22:58.020	100.5
28	10	CLUB JARAMA SPORT	Busian Fontan Alcalde		RENAULT CLIO CUP III	5	4	SMC 10	38.50	23:05.135	100.0
29	38	EFICAR TEAM	Fco. Javier Rodriguez Rodrigu		MINI Cooper	5	5	10	38.50	23:05.545	100.0
30	18	EFICAR TEAM	Juan Carlos Lopez Olmo		MERCEDES Benz 190	CL	3	10	38.50	23:14.779	99.3
31	8	A.E.C.D.	Pedro Moriyon Diez-Canedo		PORSCHE 968 CS	CL	4	10	38.50	23:32.693	98.1
32	46	R A C E	Mario A. Moreno Rojas		PEUGEOT RCZ Rallye Cup	6	10	10	38.50	23:33.336	98.0
33	4	EFICAR TEAM	Manuel Gonzalez De La Torre		PORSCHE 911 S	CL	5	10	38.50	23:56.539	96.4





Circuito del Jarama

División 2

1ª Carrera

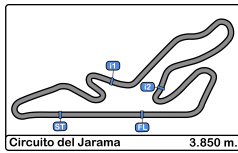
Distancia y Velocidad Media



Cls	Nº	Concursante	Piloto 1	Piloto 2	Vehiculo	Cat	Cls	Vtas.	Distancia	Tiempo	Km/h
No clasificados: (Requerimientos: 75% del número de vueltas del lider = 9 Vueltas)											
	11	MIGUEL FERNANDEZ YUST	Miguel Fernández Yuste		KTM X-BOW GT4	9	4	1	03.85	1:42.419	135.3







# Circuito del Jarama

División 2

1ª Carrera

Tiempos Por Vuelta



1	1 Gonzalo M. De Andres	PEUGEOT 308 TCR	6	1 Francisco Comendador Romero	SUBARU WRX Sti
8	2	SMC Junior Motorsport	7	2	C.D.E. DEYSCOM SPORT

Vta	D	Tiempo	Sector 1	Sector 2	Sector 3	V.Max	Elapsed	Vta	D	Tiempo	Sector 1	Sector 2	Sector 3	V.Max	Elapsed
1		1:43.031	42.247	33.195	27.589	214.7	1:43.031	1		1:52.756	46.680	35.591	30.485	191.8	1:52.756
2		1:39.186	38.389	33.156	27.641	222.2	3:22.217	2		1:44.345	40.996	34.653	28.696	217.3	3:37.101
3		1:42.411	38.324	33.008	31.079	220.4	5:04.628	3		1:53.800	40.203	36.479	37.118	205.7	5:30.901
4		4:08.347	1:32.693	1:34.871	1:00.783	127.5	9:12.975	4		3:50.744	1:14.433	1:35.858	1:00.453	172.8	9:21.645
5		3:41.686	1:30.770	1:14.142	56.774	67.8	12:54.661	5		3:38.636	1:29.079	1:14.665	54.892	68.2	13:00.281
6		1:39.711	39.353	32.782	27.576	229.7	14:34.372	6		1:44.546	40.103	34.293	30.150	209.3	14:44.827
7		1:38.703	38.458	32.704	27.541	230.2	16:13.075	7		1:43.978	40.283	34.402	29.293	208.8	16:28.805
8		1:40.298	38.697	33.703	27.898	233.7	17:53.373	8		1:43.879	40.579	34.107	29.193	210.9	18:12.684
9		1:40.123	38.810	33.278	28.035	216.0	19:33.496	9		1:45.556	41.500	34.753	29.303	215.5	19:58.240
10		1:40.555	39.281	33.301	27.973	213.8	21:14.051	10		1:45.580	41.185	35.044	29.351	198.1	21:43.820
11		1:42.981	38.766	34.609	29.606	225.4	22:57.032	11		1:45.130	40.503	35.113	29.514	207.2	23:28.950

2	1 Ismael Arquero Saz	KTM X-BOW GT4	8	1 Pedro Moriyon Diez-Canedo	PORSCHE 968 CS
9	2	C.D.E. ÚLTIMA VUELTA	CL	2	A.E.C.D.

Vta	D	Tiempo	Sector 1	Sector 2	Sector 3	V.Max	Elapsed	Vta	D	Tiempo	Sector 1	Sector 2	Sector 3	V.Max	Elapsed
1		1:48.462	47.121	33.571	27.770	224.5	1:48.462	1		2:18.949	1:02.643	40.995	35.311	166.6	2:18.949
2		1:37.388	37.994	31.923	27.471	234.7	3:25.850	2		2:02.465	47.009	41.482	33.974	177.3	4:21.414
3		1:41.342	38.057	32.659	30.626	237.8	5:07.192	3		2:06.405	48.231	43.585	34.589	176.7	6:27.819
4		4:08.071	1:32.495	1:34.817	1:00.759	136.1	9:15.263	4		3:26.771	54.496	1:31.688	1:00.587	171.9	9:54.590
5		3:39.829	1:30.399	1:14.336	55.094	68.7	12:55.092	5		3:27.334	1:35.526	1:02.106	49.702	66.5	13:21.924
6		1:39.736	39.367	32.707	27.662	233.7	14:34.828	6		2:00.680	46.030	40.910	33.740	176.7	15:22.604
7		1:38.668	38.278	32.718	27.672	237.8	16:13.496	7		2:02.594	47.475	41.559	33.560	180.3	17:25.198
8		1:39.341	38.547	33.022	27.772	236.3	17:52.837	8		2:00.771	45.901	40.838	34.032	183.6	19:25.969
9		1:39.841	38.361	33.726	27.754	229.7	19:32.678	9		2:04.028	48.038	41.281	34.709	187.8	21:29.997
10		1:38.758	38.304	32.693	27.761	231.7	21:11.436	10		2:02.696	46.369	41.332	34.995	180.9	23:32.693
11		1:40.249	38.699	33.223	28.327	234.7	22:51.685								

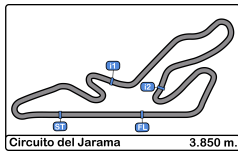
4	1 Manuel Gonzalez De La Torre	PORSCHE 911 S	10	1 Busian Fontan Alcalde	RENAULT CLIO CUP III
CL	2	EFICAR TEAM	5	2	CLUB JARAMA SPORT

Vta	D	Tiempo	Sector 1	Sector 2	Sector 3	V.Max	Elapsed	Vta	D	Tiempo	Sector 1	Sector 2	Sector 3	V.Max	Elapsed
1		2:20.487	1:03.847	42.100	34.540	157.2	2:20.487	1		2:10.751	58.540	39.888	32.323	188.8	2:10.751
2		2:06.932	47.902	43.069	35.961	177.0	4:27.419	2		1:54.030	43.952	38.544	31.534	198.5	4:04.781
3		2:18.736	50.597	48.476	39.663	167.7	6:46.155	3		1:54.901	43.663	39.420	31.818	197.0	5:59.682
4		3:11.990	54.394	1:19.883	57.713	134.6	9:58.145	4		3:41.796	1:08.245	1:30.244	1:03.307	186.5	9:41.478
5		3:26.283	1:37.630	59.044	49.609	70.8	13:24.428	5		3:34.106	1:34.982	1:06.703	52.421	76.8	13:15.584
6		2:04.397	47.124	42.007	35.266	176.7	15:28.825	6		1:53.102	43.638	38.187	31.277	197.4	15:08.686
7		2:07.464	47.809	43.272	36.383	174.1	17:36.289	7		2:00.852	43.303	37.464	40.085	200.0	17:09.538
8		2:07.392	48.274	43.628	35.490	176.4	19:43.681	8		1:54.981	44.269	38.765	31.947	197.8	19:04.519
9		2:05.736	47.917	42.572	35.247	184.3	21:49.417	9		1:53.453	44.120	37.849	31.484	194.2	20:57.972
10		2:07.122	48.428	43.180	35.514	165.1	23:56.539	10		2:07.163 P	43.143	37.602	46.418	195.2	23:05.135

5	1 Enrique Hernando Alonso	PEUGEOT 308 TCR	11	1 Miguel Fernández Yuste	KTM X-BOW GT4
8	2	RACE	9	2	MIGUEL FERNANDEZ YUSTE

Vta	D	Tiempo	Sector 1	Sector 2	Sector 3	V.Max	Elapsed	Vta	D	Tiempo	Sector 1	Sector 2	Sector 3	V.Max	Elapsed
1		2:14.858	1:09.441	35.363	30.054	111.2	2:14.858	1		1:42.419	41.964	32.846	27.609	214.7	1:42.419
2		1:47.224	41.494	36.178	29.552	208.8	4:02.082	2			38.396			227.8	
3		1:53.363	39.303	40.914	33.146	229.2	5:55.445								
4		3:43.914	1:10.138	1:30.452	1:03.324	157.2	9:39.359								
5		3:33.049	1:34.087	1:07.150	51.812	78.3	13:12.408								
6		1:46.901	42.514	35.291	29.096	210.9	14:59.309								
7		1:44.226	40.371	34.983	28.872	230.7	16:43.535								
8		1:44.153	40.280	34.833	29.040	226.4	18:27.688								
9		1:42.469	39.833	33.680	28.956	225.4	20:10.157								
10		1:43.591	39.898	34.164	29.529	231.2	21:53.748								
11		1:43.771	40.494	34.333	28.944	230.2	23:37.519								





# Circuito del Jarama

División 2

1ª Carrera

Tiempos Por Vuelta



12

1 Oscar Bartol Leclere

SEAT LEON MK 2

17

1 Francisco Perez Sierra

PEUGEOT RCZ Racing Cup

7

2

OSCAR BARTOL LECLERE

6

2

C.D.E. ÚLTIMA VUELTA

Vta	D	Tiempo	Sector 1	Sector 2	Sector 3	V.Max	Elapsed	Vta	D	Tiempo	Sector 1	Sector 2	Sector 3	V.Max	Elapsed
1		1:53.307	47.792	35.835	<b>29.680</b>	195.6	1:53.307	1		2:22.348	1:13.352	38.000	30.996	104.1	2:22.348
2		<b>1:47.478</b>	41.467	35.888	30.123	224.0	3:40.785	2		1:49.713	42.395	36.563	30.755	198.8	4:12.061
3		1:57.460	<b>41.197</b>	37.340	38.923	220.4	5:38.245	3		2:01.661	48.077	39.019	34.565	206.5	6:13.722
4		3:45.763	1:09.845	1:34.943	1:00.975	167.9	9:24.008	4		3:34.811	1:02.225	1:31.322	1:01.264	157.2	9:48.533
5		3:37.541	1:28.264	1:14.503	54.774	82.6	13:01.549	5		3:29.438	1:33.541	1:06.687	49.210	68.8	13:17.971
6		1:47.760	42.369	<b>35.409</b>	29.982	194.2	14:49.309	6		1:49.032	43.093	35.914	30.025	201.1	15:07.003
7		1:52.335	44.843	36.057	31.435	228.3	16:41.644	7		1:48.739	<b>41.255</b>	36.997	30.487	203.3	16:55.742
8		1:48.321	41.727	36.289	30.305	213.0	18:29.965	8		1:47.889	41.680	36.172	30.037	194.9	18:43.631
9		1:48.415	41.971	36.002	30.442	209.3	20:18.380	9		<b>1:47.258</b>	41.297	35.974	<b>29.987</b>	203.7	20:30.889
10		1:49.019	42.125	36.413	30.481	212.5	22:07.399	10		1:48.672	41.868	36.433	30.371	210.9	22:19.561
11		1:50.139	42.135	36.633	31.371	206.1	23:57.538	11		1:47.823	41.693	<b>35.760</b>	30.370	211.7	24:07.384

13

1 Luis Ruiz Moya

SEAT LEON MK 2

18

1 Juan Carlos Lopez Olmo

MERCEDES Benz 190

7

2

C.D.E. ÚLTIMA VUELTA

CL

2

EFICAR TEAM

Vta	D	Tiempo	Sector 1	Sector 2	Sector 3	V.Max	Elapsed	Vta	D	Tiempo	Sector 1	Sector 2	Sector 3	V.Max	Elapsed
1		2:03.107	53.711	37.780	31.616	183.6	2:03.107	1		2:14.217	1:00.088	40.911	33.218	154.2	2:14.217
2		1:50.035	42.633	36.665	30.737	206.8	3:53.142	2		1:59.963		2:40.712	33.380	163.6	4:14.180
3		1:52.354	43.039	36.714	32.601	206.1	5:45.496	3		2:03.500	47.137	42.202	34.161		6:17.680
4		3:46.834	1:11.790	1:32.788	1:02.256	135.5	9:32.330	4		3:35.154	1:01.381		4:09.315	175.8	9:52.834
5		3:36.595	1:31.830	1:10.777	53.988	74.1	13:08.925	5		3:29.047	1:31.776	1:06.544	50.727	87.0	13:21.881
6		1:49.413	43.599	35.927	<b>29.887</b>	216.4	14:58.338	6		1:55.456	43.981	39.258	32.217	198.5	15:17.337
7		1:48.758	42.193	35.914	30.651	218.1	16:47.096	7		<b>1:54.622</b>	44.100	<b>38.337</b>	32.185	197.4	17:11.959
8		1:48.080	41.870	35.932	30.278	219.5	18:35.176	8		1:54.704	<b>43.758</b>	38.779	<b>32.167</b>	197.4	19:06.663
9		1:48.769	41.901	36.201	30.667	218.6	20:23.945	9		2:00.446	43.818	41.751	34.877	196.0	21:07.109
10		<b>1:47.775</b>	<b>41.667</b>	35.938	30.170	211.3	22:11.720	10		2:07.670	49.772	43.178	34.720		23:14.779
11		1:48.003	42.116	<b>35.880</b>	30.007	212.5	23:59.723								

15

1 Juan Carlos Esteban Garcia

RENAULT CLIO CUP IV

20

1 Javier Fernandez Rodrigo

KTM X-BOW GT4

6

2

SMC Junior Motorsport

9

2

JAVIER FERNANDEZ RODRIGO

Vta	D	Tiempo	Sector 1	Sector 2	Sector 3	V.Max	Elapsed	Vta	D	Tiempo	Sector 1	Sector 2	Sector 3	V.Max	Elapsed
1		2:01.254	52.322	38.039	30.893	192.8	2:01.254	1		1:51.331	45.779	34.799	30.753	191.1	1:51.331
2		1:49.809	42.220	36.795	30.794	200.0	3:51.063	2		1:44.520	40.548	34.831	29.141	209.7	3:35.851
3		1:55.983	42.201	39.572	34.210	204.5	5:47.046	3		1:52.182	40.089	34.995	37.098	218.6	5:28.033
4		3:47.376	1:12.585	1:32.138	1:02.653	142.1	9:34.422	4		3:50.641	1:14.527	1:35.698	1:00.416	164.3	9:18.674
5		3:35.805	1:32.164	1:09.970	53.671	69.9	13:10.227	5		3:38.433	1:29.885	1:15.093	53.455	69.4	12:57.107
6		1:50.887	42.695	37.683	30.509	208.4	15:01.114	6		1:43.134	40.661	<b>33.929</b>	<b>28.544</b>	221.7	14:40.241
7		1:49.817	42.129	37.182	30.506	208.0	16:50.931	7		<b>1:42.826</b>	<b>39.810</b>	34.255	28.761	219.9	16:23.067
8		1:49.080	41.727	36.789	30.564	206.1	18:40.011	8		1:43.836	40.117	34.229	29.490	212.5	18:06.903
9		1:49.097	42.046	36.474	30.577	199.2	20:29.108	9		1:46.684	42.535	34.809	29.340	210.1	19:53.587
10		<b>1:48.455</b>	<b>41.690</b>	<b>36.443</b>	<b>30.322</b>	206.8	22:17.563	10		1:44.518	40.471	34.719	29.328	213.8	21:38.105
11		1:49.705	41.840	37.078	30.787	207.2	24:07.268	11		1:44.399	40.267	34.890	29.242	210.1	23:22.504

16

1 Eugeniy Leonov

CUPRA TCR

21

1 Pedro J. Herraiz Alijas

RENAULT CLIO CUP III

8

2

VOLCANO MOTORSPORT

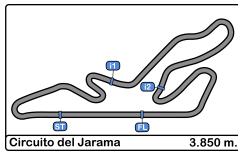
5

2

R A C E

Vta	D	Tiempo	Sector 1	Sector 2	Sector 3	V.Max	Elapsed	Vta	D	Tiempo	Sector 1	Sector 2	Sector 3	V.Max	Elapsed
1		1:43.955	42.752	33.137	28.066	223.1	1:43.955	1		2:10.229	58.160	39.532	32.537	188.4	2:10.229
2		1:40.294	38.587	33.667	28.040	234.2	3:24.249	2		1:54.955	<b>44.088</b>	<b>38.086</b>	32.781	197.4	4:05.184
3		1:42.379	38.622	33.205	30.552	233.2	5:06.628	3		2:08.294	53.357	40.078	34.859	198.8	6:13.478
4		4:07.280	1:32.037	1:34.733	1:00.510	133.8	9:13.908	4		3:33.698	1:00.239	1:31.455	1:02.004	164.1	9:47.176
5		3:41.042	1:30.847	1:13.958	56.237	67.3	12:54.950	5		3:30.816	1:33.755	1:06.601	50.460	79.7	13:17.992
6		1:40.983	39.941	33.050	27.992	228.3	14:35.933	6		1:56.450	44.585	38.194	33.671	197.0	15:14.442
7		<b>1:39.345</b>	<b>38.543</b>	<b>32.839</b>	<b>27.963</b>	238.4	16:15.278	7		<b>1:54.681</b>	44.162	38.271	<b>32.248</b>	196.7	17:09.123
8		1:40.317	38.642	33.297	28.378	238.4	17:55.595	8		1:55.204	44.357	38.570	32.277	198.8	19:04.327
9		1:41.033	38.918	33.667	28.448	234.2	19:36.628	9		1:56.636	44.356	38.829	33.451	198.8	21:00.963
10		1:41.819	39.137	33.829	28.853	238.4	21:18.447	10		1:56.277	44.290	39.135	32.852	199.2	22:57.240
11		1:42.004	39.412	33.873	28.719	229.7	23:00.451								





# Circuito del Jarama

División 2

1ª Carrera

Tiempos Por Vuelta



24

1 Julio Carayol Casas

CUPRA TCR 31

1 Alfonso Colomina Fajardo

PEUGEOT 308 Racing Cup

8

2

JULIO CARAYOL CASAS

7

2

SMC Junior Motorsport

Vta	D	Tiempo	Sector 1	Sector 2	Sector 3	V.Max	Elapsed	Vta	D	Tiempo	Sector 1	Sector 2	Sector 3	V.Max	Elapsed
1		1:54.585	44.802	35.281	34.502	216.0	1:54.585	1		1:53.842	48.081	36.016	29.745	200.3	1:53.842
2		1:47.357	42.637	35.063	29.657	199.6	3:41.942	2		1:47.777	41.311	36.353	30.113	219.5	3:41.619
3		1:49.248	40.568	36.461	32.219	232.7	5:31.190	3		1:58.313	41.479	41.999	34.835	214.2	5:39.932
4		3:51.427	1:15.042	1:35.399	1:00.986	163.3	9:22.617	4		3:45.136	1:09.530	1:34.727	1:00.879	175.3	9:25.068
5		3:38.825	1:28.885	1:14.462	55.478	75.1	13:01.442	5		3:36.619	1:28.080	1:14.830	53.709	81.1	13:01.687
6		1:46.199	41.644	35.206	29.349	211.7	14:47.641	6		1:47.040	41.845	35.492	29.703	200.7	14:48.727
7		1:46.056	40.409	35.638	30.009	223.6	16:33.697	7		1:46.397	41.336	35.233	29.828	216.8	16:35.124
8		1:45.395	40.514	34.976	29.905	229.7	18:19.092	8		1:45.927	40.842	35.279	29.806	219.9	18:21.051
9		1:45.124	40.357	35.031	29.736	224.0	20:04.216	9		1:46.047	40.968	35.341	29.738	220.4	20:07.098
10		1:45.459	40.176	35.594	29.689	225.0	21:49.675	10		1:46.527	41.157	35.347	30.023	220.4	21:53.625
11		1:46.662	40.515	35.662	30.485	223.6	23:36.337	11		1:48.807	42.729	35.882	30.196	201.1	23:42.432

27

1 Iñigo Moreno De Cala

RENAULT CLIO CUP IV 33

1 Juan Fco. Gastañaga

CUPRA TCR

6

2

SMC Junior Motorsport

8

2

SMC Junior Motorsport

Vta	D	Tiempo	Sector 1	Sector 2	Sector 3	V.Max	Elapsed	Vta	D	Tiempo	Sector 1	Sector 2	Sector 3	V.Max	Elapsed
1		2:02.312	53.004	38.161	31.147	180.3	2:02.312	1		1:48.462	44.397	34.742	29.323	206.5	1:48.462
2		1:51.590	42.791	37.771	31.028	204.9	3:53.902	2		1:44.588	40.429	34.869	29.290	211.7	3:33.050
3		1:57.617	42.709	42.342	32.566	207.2	5:51.519	3		1:54.146	40.091	36.318	37.737	218.6	5:27.196
4		3:44.969	1:10.905	1:31.317	1:02.747	159.0	9:36.488	4		3:50.194	1:14.203	1:35.110	1:00.881	203.3	9:17.390
5		3:34.508	1:32.955	1:09.318	52.235	72.9	13:10.996	5		3:39.664	1:29.574	1:14.949	55.141	69.9	12:57.054
6		1:54.109	43.655	39.395	31.059	202.6	15:05.105	6		1:47.139	41.642	35.280	30.217	198.1	14:44.193
7		1:50.622	42.556	37.306	30.760	204.9	16:55.727	7		1:44.358	40.126	34.702	29.530	220.4	16:28.551
8		1:50.211	42.584	36.902	30.725	195.6	18:45.938	8		1:43.713	40.035	34.352	29.326	222.6	18:12.264
9		1:49.687	41.907	36.956	30.824	204.5	20:35.625	9		1:44.127	40.077	34.631	29.419	219.5	19:56.391
10		1:50.771	42.942	37.154	30.675	204.5	22:26.396	10		1:45.470	40.441	35.335	29.694	217.7	21:41.861
11		1:49.942	41.928	36.807	31.207	203.7	24:16.338	11		1:46.766	40.846	35.641	30.279	210.1	23:28.627

28

1 Alejandro Geppert Romero

RENAULT CLIO CUP III 34

1 Eloy Iñigo Varas

SEAT LEON MK 1

5

2

SMC Junior Motorsport

6

2

R A C E

Vta	D	Tiempo	Sector 1	Sector 2	Sector 3	V.Max	Elapsed	Vta	D	Tiempo	Sector 1	Sector 2	Sector 3	V.Max	Elapsed
1		2:10.947	59.919	38.855	32.173	182.4	2:10.947	1		2:00.652	52.250	37.484	30.918	198.8	2:00.652
2		1:54.352	44.452	38.253	31.647	188.1	4:05.299	2		1:49.506	41.991	36.724	30.791	205.7	3:50.158
3		1:55.002	43.715	39.611	31.676	195.6	6:00.301	3		1:55.071	42.271	38.048	34.752	204.5	5:45.229
4		3:42.916	1:08.613	1:30.478	1:03.825	193.2	9:43.217	4		3:46.008	1:11.042	1:32.891	1:02.075	169.5	9:31.237
5		3:32.601	1:34.888	1:06.069	51.644	70.6	13:15.818	5		3:34.739	1:32.199	1:10.881	51.659	72.7	13:05.976
6		1:51.189	42.940	37.305	30.944	198.1	15:07.007	6		1:50.102	42.543	36.721	30.838	213.8	14:56.078
7		1:51.291	42.841	37.427	31.023	201.4	16:58.298	7		1:50.897	42.152	37.370	31.375	206.5	16:46.975
8		1:50.777	42.555	37.152	31.070	203.3	18:49.075	8		1:50.085	42.733	36.644	30.708	197.8	18:37.060
9		1:50.515	42.452	37.140	30.923	201.8	20:39.590	9		1:49.740	42.156	36.843	30.741	215.5	20:26.800
10		1:50.276	42.229	37.148	30.899	201.1	22:29.866	10		1:49.602	42.324	36.497	30.781	209.3	22:16.402
11		1:50.759	42.278	37.418	31.063	202.6	24:20.625	11		1:50.503	42.492	36.959	31.052	205.3	24:06.905

29

1 Borja Hormigos Nicolas

MINI Cooper 35

1 Antonio Garcia Delicado

RENAULT CLIO CUP IV

6

2 Héctor Hernández Benito

R A C E

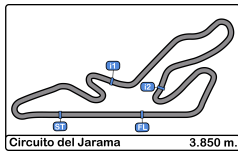
6

2

SMC Junior Motorsport

Vta	D	Tiempo	Sector 1	Sector 2	Sector 3	V.Max	Elapsed	Vta	D	Tiempo	Sector 1	Sector 2	Sector 3	V.Max	Elapsed
1	1	1:56.792	50.449	36.287	30.056	206.8	1:56.792	1		2:04.651	54.506	38.248	31.897	172.8	2:04.651
2	1	1:48.070	41.619	36.255	30.196	214.2	3:44.862	2		1:52.027	42.997	37.620	31.410	198.1	3:56.678
3	1	1:56.271	41.718	39.643	34.910	212.1	5:41.133	3		1:58.140	43.090	40.572	34.478	193.8	5:54.818
4	1	3:45.627	1:10.816	1:34.113	1:00.698	167.4	9:26.760	4		3:43.326	1:09.377	1:30.824	1:03.125	165.8	9:38.144
5	1	3:36.798	1:29.519	1:13.630	53.649	85.4	13:03.558	5		3:35.616	1:33.685	1:08.138	53.793	73.5	13:13.760
6	1	1:47.898	41.588	36.046	30.264	207.2	14:51.456	6		1:52.462	43.268	37.763	31.431	179.7	15:06.222
7	1	1:47.834	41.646	36.134	30.054	211.3	16:39.290	7		1:51.427	43.377	37.021	31.029	196.3	16:57.649
8	1	1:48.531	41.856	36.598	30.077	210.1	18:27.821	8		1:51.064	42.555	37.358	31.151	203.7	18:48.713
9	1	1:48.432	41.963	36.302	30.167	205.7	20:16.253	9		1:50.043	42.154	36.817	31.072	201.8	20:38.756
10	1	1:48.895	41.975	36.751	30.169	201.4	22:05.148	10		1:50.080	42.261	37.016	30.803	200.0	22:28.836
11	1	1:49.703	41.898	36.672	31.133	208.8	23:54.851	11		1:51.063	42.718	37.525	30.820	189.1	24:19.899





# Circuito del Jarama

## División 2

### 1ª Carrera

#### Tiempos Por Vuelta



<b>36</b>	1 Jesús Llorente Ramiro	Volkswagen Golf GTI TCR	<b>45</b>	1 Fernando Navarrete Perdices	PORSCHE 911 GT3 R
8	2	SMC Junior Motorsport	9	2	SMC Junior Motorsport

Vta	D	Tiempo	Sector 1	Sector 2	Sector 3	V.Max	Elapsed	Vta	D	Tiempo	Sector 1	Sector 2	Sector 3	V.Max	Elapsed
1		1:58.926	50.654	37.208	31.064	203.3	1:58.926	1		1:52.053	46.090	35.373	30.590	212.5	1:52.053
2		1:48.807	41.327	36.754	30.726	221.3	3:47.733	2		1:44.391	40.948	34.469	28.974	227.3	3:36.444
3		1:54.638	41.516	38.525	34.597	219.9	5:42.371	3		1:53.094	39.986	36.431	36.677	219.0	5:29.538
4		3:45.585	1:10.706	1:33.849	1:01.030	169.2	9:27.956	4		3:50.930	1:14.252	1:35.874	1:00.804	176.1	9:20.468
5		3:37.080	1:29.380	1:13.984	53.716	80.9	13:05.036	5		3:38.387	1:29.424	1:14.649	54.314	71.8	12:58.855
6		1:49.232	42.030	36.586	30.616	217.3	14:54.268	6		1:44.417	40.312	34.940	29.165	223.1	14:43.272
7		<b>1:47.923</b>	<b>41.325</b>	<b>36.009</b>	30.589	221.3	16:42.191	7		<b>1:42.248</b>	39.595	<b>33.792</b>	<b>28.861</b>	242.6	16:25.520
8		1:49.322	42.161	36.456	30.705	222.6	18:31.513	8		1:42.594	39.593	34.094	28.907	244.3	18:08.114
9		1:48.123	41.334	36.322	<b>30.467</b>	219.5	20:19.636	9		1:44.679	41.143	34.226	29.310	230.2	19:52.793
10		1:48.786	41.523	36.366	30.897	223.1	22:08.422	10		1:44.557	39.827	35.279	29.451	242.1	21:37.350
11		1:50.329	41.580	36.792	31.957	223.6	23:58.751	11		1:43.710	<b>39.366</b>	34.721	29.623	246.0	23:21.060

<b>37</b>	1 Juan Carlos Zorrilla Hierro	PORSCHE 968 CS	<b>46</b>	1 Mario A. Moreno Rojas	PEUGEOT RCZ Rallye Cup
CL	2	A.E.C.D.	6	2	R A C E

Vta	D	Tiempo	Sector 1	Sector 2	Sector 3	V.Max	Elapsed	Vta	D	Tiempo	Sector 1	Sector 2	Sector 3	V.Max	Elapsed
1		2:09.946	57.545	39.883	32.518	167.4	2:09.946	1		2:26.094	1:13.252	40.840	<b>32.002</b>	95.8	2:26.094
2		2:00.417	47.345	40.637	32.435	186.8	4:10.363	2		<b>1:58.317</b>	<b>44.545</b>	40.879	32.893	181.5	4:24.411
3		2:02.748	44.841	41.232	36.675	190.1	6:13.111	3		2:05.752	46.519	43.642	35.591	181.5	6:30.163
4		3:33.365	59.733	1:31.917	1:01.715	160.4	9:46.476	4		3:26.052	55.529	1:30.303	1:00.220	156.7	9:56.215
5		3:33.008	1:33.731	1:06.840	52.437	68.5	13:19.484	5		3:27.481	1:34.933	1:02.041	50.507	66.7	13:23.696
6		1:56.546	44.744	39.472	32.330	187.8	15:16.030	6		1:59.311	45.573	<b>40.374</b>	33.364	183.3	15:23.007
7		1:55.293	44.110	<b>38.672</b>	32.511	194.9	17:11.323	7		2:02.848	47.397	42.183	33.268	186.8	17:25.855
8		1:54.673	<b>43.844</b>	39.009	<b>31.820</b>	197.0	19:05.996	8		2:00.613	45.655	40.871	34.087	185.8	19:26.468
9		<b>1:54.574</b>	43.873	38.794	31.907	187.1	21:00.570	9		2:04.113	47.924	42.125	34.064	180.3	21:30.581
10		1:57.450	44.035	39.820	33.595	197.8	22:58.020	10		2:02.755	47.546	41.416	33.793	178.5	23:33.336

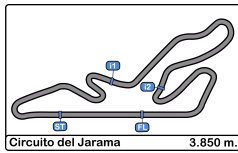
<b>38</b>	1 Fco. Javier Rodríguez Rodríguez	MINI Cooper	<b>47</b>	1 José A. Rueda Ortiz	RENAULT CLIO CUP IV
5	2	EFICAR TEAM	6	2	SMC Junior Motorsport

Vta	D	Tiempo	Sector 1	Sector 2	Sector 3	V.Max	Elapsed	Vta	D	Tiempo	Sector 1	Sector 2	Sector 3	V.Max	Elapsed
1		2:13.087	59.515	40.260	33.312	189.8	2:13.087	1		2:02.025	52.861	37.839	31.325	182.7	2:02.025
2		1:58.460	44.855	40.631	32.974	191.1	4:11.547	2		1:50.479	42.695	<b>36.807</b>	30.977	202.2	3:52.504
3		2:03.680	49.152	40.440	34.088	195.2	6:15.227	3		1:58.218	44.055	40.680	33.483	199.2	5:50.722
4		3:34.577	1:02.544	1:30.746	1:01.287	171.1	9:49.804	4		3:44.709	1:09.967	1:32.123	1:02.619	160.9	9:35.431
5		3:30.161	1:33.530	1:06.690	49.941	79.7	13:19.965	5		3:35.499	1:32.425	1:09.798	53.276	75.3	13:10.930
6		1:57.499	44.937	39.659	32.903	196.7	15:17.464	6		1:51.309	42.698	37.436	31.175	197.4	15:02.239
7		1:57.439	44.917	39.592	32.930	197.0	17:14.903	7		1:51.026	42.794	37.145	31.087	193.2	16:53.265
8		1:56.321	<b>44.197</b>	39.250	32.874	196.0	19:11.224	8		1:51.754	43.023	37.700	31.031	201.1	18:45.019
9		<b>1:56.186</b>	44.231	<b>39.240</b>	32.715	193.8	21:07.410	9		1:50.491	42.265	37.130	31.096	196.7	20:35.510
10		1:58.135	44.781	40.654	<b>32.700</b>	193.5	23:05.545	10		1:51.402	42.601	37.916	30.885	200.3	22:26.912
11		<b>1:50.186</b>						11		<b>42.057</b>	37.266	<b>30.863</b>	201.8	24:17.098	

<b>39</b>	1 Julio Ortiz Alonso	PEUGEOT RCZ Racing Cup	<b>48</b>	1 Rafael Rodríguez Novillo	RENAULT CLIO CUP IV
6	2	C.D.E. ÚLTIMA VUELTA	6	2	SMC Junior Motorsport

Vta	D	Tiempo	Sector 1	Sector 2	Sector 3	V.Max	Elapsed	Vta	D	Tiempo	Sector 1	Sector 2	Sector 3	V.Max	Elapsed
1		2:15.775	1:07.130	37.567	31.078	100.2	2:15.775	1		1:59.233	50.782	37.574	30.877	197.4	1:59.233
2		1:50.045	42.860	36.766	30.419	171.1	4:05.820	2		1:48.900	41.795	36.656	30.449	204.1	3:48.133
3		1:51.805	42.954	38.493	30.358	181.8	5:57.625	3		1:55.636	<b>41.664</b>	38.176	35.796	204.9	5:43.769
4		3:42.822	1:09.253	1:30.341	1:03.228	160.7	9:40.447	4		3:46.417	1:11.085	1:33.118	1:02.214	168.4	9:30.186
5		3:33.338	1:34.469	1:07.305	51.564	75.1	13:13.785	5		3:35.191	1:32.089	1:11.158	51.944	73.3	13:05.377
6		1:48.538	41.831	36.640	<b>30.067</b>	189.8	15:02.323	6		1:49.294	42.308	36.587	<b>30.399</b>	203.3	14:54.671
7		1:49.610	41.602	37.556	30.452	192.1	16:51.933	7		<b>1:48.698</b>	41.725	<b>36.417</b>	30.556	206.1	16:43.369
8		1:48.164	41.635	36.345	30.184	192.5	18:40.097	8		1:49.337	42.073	36.613	30.651	204.1	18:32.706
9		<b>1:47.991</b>	<b>41.369</b>	36.419	30.203	205.3	20:28.088	9		1:49.595	41.968	36.933	30.694	201.8	20:22.301
10		1:48.428	41.771	<b>36.251</b>	30.406	201.8	22:16.516	10		1:49.101	41.890	36.665	30.546	200.0	22:11.402
11		1:50.520	42.619	37.055	30.846	191.1	24:07.036	11		1:51.306	42.762	36.911	31.633	197.0	24:02.708





# Circuito del Jarama

## División 2

### 1ª Carrera

#### Tiempos Por Vuelta



50

1 Tomás Moreno Garcia

MERCEDES Benz 190 E

CL

2

A.E.C.D.

Vta	D	Tiempo	Sector 1	Sector 2	Sector 3	V.Max	Elapsed
1		2:10.649	58.062	40.087	32.500	187.8	2:10.649
2		1:56.474	45.382	38.654	32.438	197.4	4:07.123
3		2:03.163	45.453	41.865	35.845	198.8	6:10.286
4		3:35.093	1:00.504	1:32.529	1:02.060	140.9	9:45.379
5		3:31.349	1:33.382	1:06.380	51.587	61.7	13:16.728
6		1:54.532	43.761	38.398	32.373	201.4	15:11.260
7		<u>1:54.404</u>	<u>43.528</u>	<u>38.242</u>	32.634	198.1	17:05.664
8		1:54.465	43.707	38.688	32.070	196.7	19:00.129
9		1:54.406	43.674	38.600	32.132	195.6	20:54.535
10		1:54.638	44.087	38.492	<u>32.059</u>	193.5	22:49.173
11		1:58.361	43.810	39.763	34.788	195.2	24:47.534

66

1 José Alberto Vila Sainz

PEUGEOT 207 LW THP

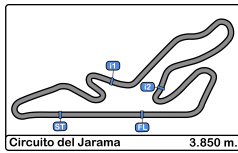
5

2

C.D.E. ÚLTIMA VUELTA

Vta	D	Tiempo	Sector 1	Sector 2	Sector 3	V.Max	Elapsed
1		2:00.732	52.826	37.197	30.709	188.4	2:00.732
2		<u>1:49.514</u>	<u>42.466</u>	36.591	<u>30.457</u>	186.8	3:50.246
3		1:56.542	42.714	39.305	34.523	183.9	5:46.788
4		3:46.813	1:11.918	1:32.270	1:02.625	138.4	9:33.601
5		3:35.855	1:31.863	1:10.327	53.665	67.4	13:09.456
6		1:50.867	43.227	36.969	30.671	203.0	15:00.323
7		1:51.505	43.328	37.469	30.708	201.4	16:51.828
8		1:51.642	43.098	37.494	31.050	192.8	18:43.470
9		1:51.564	42.818	37.586	31.160	209.7	20:35.034
10		1:53.295	43.790	37.912	31.593	195.2	22:28.329
11		1:50.703	43.483	<u>36.432</u>	30.788	192.8	24:19.032





# Circuito del Jarama

## División 2

### 1ª Carrera

#### Análisis



Num	Tiempo Vta.	Dif. 1º
-----	-------------	---------

#### Vta 1

11	1:42.419	
1	1:43.031	00.612
16	1:43.955	01.536
2	1:48.462	06.043
33	1:48.462	06.043
20	1:51.331	08.912
45	1:52.053	09.634
6	1:52.756	10.337
12	1:53.307	10.888
31	1:53.842	11.423
24	1:54.585	12.166
29	1:56.792	14.373
36	1:58.926	16.507
48	1:59.233	16.814
34	2:00.652	18.233
66	2:00.732	18.313
15	2:01.254	18.835
47	2:02.025	19.606
27	2:02.312	19.893
13	2:03.107	20.688
35	2:04.651	22.232
37	2:09.946	27.527
21	2:10.229	27.810
50	2:10.649	28.230
10	2:10.751	28.332
28	2:10.947	28.528
38	2:13.087	30.668
18	2:14.217	31.798
5	2:14.858	32.439
39	2:15.775	33.356
8	2:18.949	36.530
4	2:20.487	38.068
17	2:22.348	39.929
46	2:26.094	43.675
Num	Tiempo Vta.	Dif. 1º

#### Vta 2

1	1:39.186	
16	1:40.294	02.032
2	1:37.388	03.633

33	1:44.588	10.833
20	1:44.520	13.634
45	1:44.391	14.227
6	1:44.345	14.884
12	1:47.478	18.568
31	1:47.777	19.402
24	1:47.357	19.725
29	1:48.070	22.645
36	1:48.807	25.516
48	1:48.900	25.916
34	1:49.506	27.941
66	1:49.514	28.029
15	1:49.809	28.846
47	1:50.479	30.287
13	1:50.035	30.925
27	1:51.590	31.685
35	1:52.027	34.461
5	1:47.224	39.865
10	1:54.030	42.564
21	1:54.955	42.967
28	1:54.352	43.082
39	1:50.045	43.603
50	1:56.474	44.906
37	2:00.417	48.146
38	1:58.460	49.330
17	1:49.713	49.844
18	1:59.963	51.963
8	2:02.465	59.197
46	1:58.317	1:02.194
4	2:06.932	1:05.202

Num	Tiempo Vta.	Dif. 1º
-----	-------------	---------

#### Vta 3

1	1:42.411	
16	1:42.379	02.000
2	1:41.342	02.564
33	1:54.146	22.568
20	1:52.182	23.405
45	1:53.094	24.910
6	1:53.800	26.273
24	1:49.248	26.562
12	1:57.460	33.617

31	1:58.313	35.304
29	1:56.271	36.505
36	1:54.638	37.743
48	1:55.636	39.141
34	1:55.071	40.601
13	1:52.354	40.868
66	1:56.542	42.160
15	1:55.983	42.418
47	1:58.218	46.094
27	1:57.617	46.891
35	1:58.140	50.190
5	1:53.363	50.817
39	1:51.805	52.997
10	1:54.901	55.054
28	1:55.002	55.673
50	2:03.163	1:05.658
37	2:02.748	1:08.483
21	2:08.294	1:08.850
17	2:01.661	1:09.094
38	2:03.680	1:10.599
18	2:03.500	1:13.052
8	2:06.405	1:23.191
46	2:05.752	1:25.535
4	2:18.736	1:41.527
Num	Tiempo Vta.	Dif. 1º

#### Vta 4

1	4:08.347	
16	4:07.280	00.933
2	4:08.071	02.288
33	3:50.194	04.415
20	3:50.641	05.699
45	3:50.930	07.493
6	3:50.744	08.670
24	3:51.427	09.642
12	3:45.763	11.033
31	3:45.136	12.093
29	3:45.627	13.785
36	3:45.585	14.981
48	3:46.417	17.211
34	3:46.008	18.262
13	3:46.834	19.355

66	3:46.813	20.626
15	3:47.376	21.447
47	3:44.709	22.456
27	3:44.969	23.513
35	3:43.326	25.169
5	3:43.914	26.384
39	3:42.822	27.472
10	3:41.796	28.503
28	3:42.916	30.242
50	3:35.093	32.404
37	3:33.365	33.501
21	3:33.698	34.201
17	3:34.811	35.558
38	3:34.577	36.829
18	3:35.154	39.859
8	3:26.771	41.615
46	3:26.052	43.240
4	3:11.990	45.170

Num	Tiempo Vta.	Dif. 1º
-----	-------------	---------

#### Vta 5

1	3:41.686	
16	3:41.042	00.289
2	3:39.829	00.431
33	3:39.664	02.393
20	3:38.433	02.446
45	3:38.387	04.194
6	3:38.636	05.620
24	3:38.825	06.781
12	3:37.541	06.888
31	3:36.619	07.026
29	3:36.798	08.897
36	3:37.080	10.375
48	3:35.191	10.716
34	3:34.739	11.315
13	3:36.595	14.264
66	3:35.855	14.795
15	3:35.805	15.566
47	3:35.499	16.269
27	3:34.508	16.335
5	3:33.049	17.747
35	3:35.616	19.099

39	3:33.338	19.124
10	3:34.106	20.923
28	3:32.601	21.157
50	3:31.349	22.067
17	3:29.438	23.310
21	3:30.816	23.331
37	3:33.008	24.823
38	3:30.161	25.304
18	3:29.047	27.220
8	3:27.334	27.263
46	3:27.481	29.035
4	3:26.283	29.767

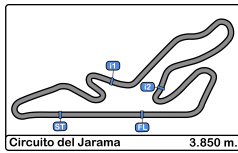
Num	Tiempo Vta.	Dif. 1º
-----	-------------	---------

#### Vta 6

1	1:39.711	
2	1:39.736	00.456
16	1:40.983	01.561
20	1:43.134	05.869
45	1:44.417	08.900
33	1:47.139	09.821
6	1:44.546	10.455
24	1:46.199	13.269
31	1:47.040	14.355
12	1:47.760	14.937
29	1:47.898	17.084
36	1:49.232	19.896
48	1:49.294	20.299
34	1:50.102	21.706
13	1:49.413	23.966
5	1:46.901	24.937
66	1:50.867	25.951
15	1:50.887	26.742
47	1:51.309	27.867
39	1:48.538	27.951
27	1:54.109	30.733
35	1:52.462	31.850
17	1:49.032	32.631
28	1:51.189	32.635
10	1:53.102	34.314
50	1:54.532	36.888
21	1:56.450	40.070







# Circuito del Jarama

## División 2

### 1ª Carrera

#### Análisis



37	1:56.546	41.658
18	1:55.456	42.965
38	1:57.499	43.092
8	2:00.680	48.232
46	1:59.311	48.635
4	2:04.397	54.453

Num	Tiempo Vta.	Dif. 1º
-----	-------------	---------

#### Vta 7

1	1:38.703	
2	1:38.668	00.421
16	1:39.345	02.203
20	1:42.826	09.992
45	1:42.248	12.445
33	1:44.358	15.476
6	1:43.978	15.730
24	1:46.056	20.622
31	1:46.397	22.049
29	1:47.834	26.215
12	1:52.335	28.569
36	1:47.923	29.116
48	1:48.698	30.294
5	1:44.226	30.460
34	1:50.897	33.900
13	1:48.758	34.021
15	1:49.817	37.856
66	1:51.505	38.753
39	1:49.610	38.858
47	1:51.026	40.190
27	1:50.622	42.652
17	1:48.739	42.667
35	1:51.427	44.574
28	1:51.291	45.223
50	1:54.404	52.589
21	1:54.681	56.048
10	2:00.852	56.463
37	1:55.293	58.248
18	1:54.622	58.884
38	1:57.439	1:01.828
8	2:02.594	1:12.123
46	2:02.848	1:12.780
4	2:07.464	1:23.214

Num	Tiempo Vta.	Dif. 1º
-----	-------------	---------

#### Vta 9

2	1:39.841	
1	1:40.123	00.818
16	1:41.033	03.950
4	2:07.392	1 Lap
45	1:44.679	20.115

Num	Tiempo Vta.	Dif. 1º
-----	-------------	---------

#### Vta 8

2	1:39.341	
1	1:40.298	00.536
16	1:40.317	02.758
20	1:43.836	14.066
45	1:42.594	15.277
33	1:43.713	19.427
6	1:43.879	19.847
24	1:45.395	26.255
31	1:45.927	28.214
5	1:44.153	34.851
29	1:48.531	34.984
12	1:48.321	37.128
36	1:49.322	38.676
48	1:49.337	39.869
13	1:48.080	42.339
34	1:50.085	44.223
15	1:49.080	47.174
39	1:48.164	47.260
66	1:51.642	50.633
17	1:47.889	50.794
47	1:51.754	52.182
27	1:50.211	53.101
35	1:51.064	55.876
28	1:50.777	56.238
50	1:54.465	1:07.292
21	1:55.204	1:11.490
10	1:54.981	1:11.682
37	1:54.673	1:13.159
18	1:54.704	1:13.826
38	1:56.321	1:18.387
8	2:00.771	1:33.132
46	2:00.613	1:33.631

Num	Tiempo Vta.	Dif. 1º
-----	-------------	---------

#### Vta 10

2	1:38.758	
1	1:40.555	02.615
16	1:41.819	07.011
8	2:04.028	1 Lap
46	2:04.113	1 Lap
45	1:44.557	25.914
20	1:44.518	26.669
33	1:45.470	30.425
6	1:45.580	32.384
4	2:05.736	1 Lap
24	1:45.459	38.239
31	1:46.527	42.189
5	1:43.591	42.312

Num	Tiempo Vta.	Dif. 1º
-----	-------------	---------

#### Vta 11

2	1:40.249	
1	1:42.981	05.347
21	1:56.277	1 Lap
37	1:57.450	1 Lap
16	1:42.004	08.766
10	2:07.163	1 Lap
38	1:58.135	1 Lap
18	2:07.670	1 Lap
45	1:43.710	29.375
20	1:44.399	30.819
33	1:46.766	36.942
6	1:45.130	37.265
8	2:02.696	1 Lap
46	2:02.755	1 Lap
24	1:46.662	44.652
5	1:43.771	45.834
31	1:48.807	50.747
29	1:49.703	1:03.166
4	2:07.122	1 Lap
12	1:50.139	1:05.853
36	1:50.329	1:07.066
13	1:48.003	1:08.038
48	1:51.306	1:11.023
34	1:50.503	1:15.220

20	1:46.684	20.909
33	1:44.127	23.713
6	1:45.556	25.562
24	1:45.124	31.538
31	1:46.047	34.420
5	1:42.469	37.479
29	1:48.432	43.575
12	1:48.415	45.702
36	1:48.123	46.958
48	1:49.595	49.623
13	1:48.769	51.267
34	1:49.740	54.122
39	1:47.991	55.410
15	1:49.097	56.430
17	1:47.258	58.211
66	1:51.564	1:02.356
47	1:50.491	1:02.832
27	1:49.687	1:02.947
35	1:50.043	1:06.078
28	1:50.515	1:06.912
50	1:54.406	1:21.857
10	1:53.453	1:25.294
37	1:54.574	1:27.892
21	1:56.636	1:28.285
18	2:00.446	1:34.431
38	1:56.186	1:34.732

Num	Tiempo Vta.	Dif. 1º
-----	-------------	---------

29	1:48.895	53.712
12	1:49.019	55.963
36	1:48.786	56.986
48	1:49.101	59.966
13	1:47.775	1:00.284
34	1:49.602	1:04.966
39	1:48.428	1:05.080
15	1:48.455	1:06.127
17	1:48.672	1:08.125
27	1:50.771	1:14.960
47	1:51.402	1:15.476
66	1:53.295	1:16.893
35	1:50.080	1:17.400
28	1:50.276	1:18.430
50	1:54.638	1:37.737

Num	Tiempo Vta.	Dif. 1º
-----	-------------	---------

#### Vta 10

2	1:38.758	
1	1:40.555	02.615
16	1:41.819	07.011
8	2:04.028	1 Lap
46	2:04.113	1 Lap
45	1:44.557	25.914
20	1:44.518	26.669
33	1:45.470	30.425
6	1:45.580	32.384
4	2:05.736	1 Lap
24	1:45.459	38.239
31	1:46.527	42.189
5	1:43.591	42.312

29	1:48.895	53.712
12	1:49.019	55.963
36	1:48.786	56.986
48	1:49.101	59.966
13	1:47.775	1:00.284
34	1:49.602	1:04.966
39	1:48.428	1:05.080
15	1:48.455	1:06.127
17	1:48.672	1:08.125
27	1:50.771	1:14.960
47	1:51.402	1:15.476
66	1:53.295	1:16.893
35	1:50.080	1:17.400
28	1:50.276	1:18.430
50	1:54.638	1:37.737

Num	Tiempo Vta.	Dif. 1º
-----	-------------	---------

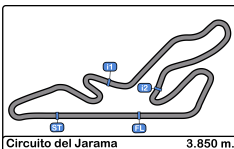
29	1:48.895	53.712
12	1:49.019	55.963
36	1:48.786	56.986
48	1:49.101	59.966
13	1:47.775	1:00.284
34	1:49.602	1:04.966
39	1:48.428	1:05.080
15	1:48.455	1:06.127
17	1:48.672	1:08.125
27	1:50.771	1:14.960
47	1:51.402	1:15.476
66	1:53.295	1:16.893
35	1:50.080	1:17.400
28	1:50.276	1:18.430
50	1:54.638	1:37.737

Num	Tiempo Vta.	Dif. 1º
-----	-------------	---------

#### Vta 11

2	1:40.249	
1	1:42.981	05.347
21	1:56.277	1 Lap
37	1:57.450	1 Lap
16	1:42.004	08.766
10	2:07.163	1 Lap
38	1:58.135	1 Lap
18	2:07.670	1 Lap
45	1:43.710	29.375
20	1:44.399	30.819
33	1:46.766	36.942
6	1:45.130	37.265
8	2:02.696	1 Lap
46	2:02.755	1 Lap
24	1:46.662	44.652
5	1:43.771	45.834
31	1:48.807	50.747
29	1:49.703	1:03.166
4	2:07.122	1 Lap
12	1:50.139	1:05.853
36	1:50.329	1:07.066
13	1:48.003	1:08.038
48	1:51.306	1:11.023
34	1:50.503	1:15.220





# Circuito del Jarama

## División 2

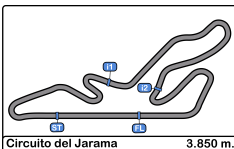
### 1ª Carrera

#### Mejores Sectores



Sector - 1				Sector - 2				Sector - 3				Vuelta Ideal vs Mejor Vuelta				
Clas	Nº	Piloto	Tiempo	Nº	Piloto	Tiempo	Nº	Piloto	Tiempo	Clas	Nº	Piloto	Vta. Ideal	Mejor V.	Clas	
1	2	Ismael Arquero Saz	37.994	2	Ismael Arquero Saz	31.923	2	Ismael Arquero Saz	27.471	1	2	Ismael Arquero Saz	1:37.388	1:37.388	1	
2	1	Gonzalo M. De Andres	38.324	1	Gonzalo M. De Andres	32.704	1	Gonzalo M. De Andres	27.541	2	1	Gonzalo M. De Andres	1:38.569	1:38.703	2	
3	11	Miguel Fernández Yust	38.396	16	Eugeniy Leonov	32.839	11	Miguel Fernández Yust	27.609	3	11	Miguel Fernández Yust	1:38.851	1:42.419	5	
4	16	Eugeniy Leonov	38.543	11	Miguel Fernández Yust	32.846	16	Eugeniy Leonov	27.963	4	16	Eugeniy Leonov	1:39.345	1:39.345	3	
5	5	Enrique Hernando Alonso	39.303	5	Enrique Hernando Alonso	33.680	20	Javier Fernandez Rodrigo	28.544	5	5	Enrique Hernando Alonso	1:41.855	1:42.469	6	
6	45	Fernando Navarrete Perdices	39.366	45	Fernando Navarrete Perdices	33.792	6	Francisco Comendador	28.696	6	45	Fernando Navarrete Perdices	1:42.019	1:42.248	4	
7	20	Javier Fernandez Rodrigo	39.810	20	Javier Fernandez Rodrigo	33.929	45	Fernando Navarrete Perdices	28.861	7	20	Javier Fernandez Rodrigo	1:42.283	1:42.826	7	
8	33	Juan Fco. Gastañaga	40.035	6	Francisco Comendador	34.107	5	Enrique Hernando Alonso	28.872	8	6	Francisco Comendador	1:42.906	1:43.879	9	
9	6	Francisco Comendador	40.103	33	Juan Fco. Gastañaga	34.352	33	Juan Fco. Gastañaga	29.290	9	33	Juan Fco. Gastañaga	1:43.677	1:43.713	8	
10	24	Julio Carayol Casas	40.176	24	Julio Carayol Casas	34.976	24	Julio Carayol Casas	29.349	10	24	Julio Carayol Casas	1:44.501	1:45.124	10	
11	31	Alfonso Colomina Fajardo	40.842	31	Alfonso Colomina Fajardo	35.233	12	Oscar Bartol Leclere	29.680	11	31	Alfonso Colomina Fajardo	1:45.778	1:45.927	11	
12	12	Oscar Bartol Leclere	41.197	12	Oscar Bartol Leclere	35.409	31	Alfonso Colomina Fajardo	29.703	12	12	Oscar Bartol Leclere	1:46.286	1:47.478	13	
13	17	Francisco Perez Sierra	41.255	17	Francisco Perez Sierra	35.760	13	Luis Ruiz Moya	29.887	13	17	Francisco Perez Sierra	1:47.002	1:47.258	12	
14	36	Jesús Llorente Ramiro	41.325	13	Luis Ruiz Moya	35.880	17	Francisco Perez Sierra	29.987	14	13	Luis Ruiz Moya	1:47.434	1:47.775	14	
15	39	Julio Ortiz Alonso	41.369	36	Jesús Llorente Ramiro	36.009	29	Hormigos Nicolas - Hernández	30.054	15	39	Julio Ortiz Alonso	1:47.687	1:47.991	17	
16	29	Hormigos Nicolas - Hernández	41.588	29	Hormigos Nicolas - Hernández	36.046	39	Julio Ortiz Alonso	30.067	16	29	Hormigos Nicolas - Hernández	1:47.688	1:47.834	15	
17	48	Rafael Rodriguez Novillo	41.664	39	Julio Ortiz Alonso	36.251	15	Juan Carlos Esteban Garcia	30.322	17	36	Jesús Llorente Ramiro	1:47.801	1:47.923	16	
18	13	Luis Ruiz Moya	41.667	48	Rafael Rodriguez Novillo	36.417	48	Rafael Rodriguez Novillo	30.399	18	15	Juan Carlos Esteban Garcia	1:48.455	1:48.455	18	
19	15	Juan Carlos Esteban Garcia	41.690	66	José Alberto Vila Sainz	36.432	66	José Alberto Vila Sainz	30.457	19	48	Rafael Rodriguez Novillo	1:48.480	1:48.698	19	
20	27	Iñigo Moreno De Cala	41.907	15	Juan Carlos Esteban Garcia	36.443	36	Jesús Llorente Ramiro	30.467	20	34	Eloy Iñigo Varas	1:49.196	1:49.506	20	
21	34	Eloy Iñigo Varas	41.991	34	Eloy Iñigo Varas	36.497	27	Iñigo Moreno De Cala	30.675	21	66	José Alberto Vila Sainz	1:49.355	1:49.514	21	
22	47	José A. Rueda Ortiz	42.057	27	Iñigo Moreno De Cala	36.807	34	Eloy Iñigo Varas	30.708	22	27	Iñigo Moreno De Cala	1:49.389	1:49.687	22	
23	35	Antonio Garcia Delicado	42.154	47	José A. Rueda Ortiz	36.807	35	Antonio Garcia Delicado	30.803	23	47	José A. Rueda Ortiz	1:49.727	1:50.186	24	
24	28	Alejandro Geppert	42.229	35	Antonio Garcia Delicado	36.817	47	José A. Rueda Ortiz	30.863	24	35	Antonio Garcia Delicado	1:49.774	1:50.043	23	
25	66	José Alberto Vila Sainz	42.466	28	Alejandro Geppert	37.140	28	Alejandro Geppert	30.899	25	28	Alejandro Geppert	1:50.268	1:50.276	25	
26	10	Busian Fontan Alcalde	43.143	10	Busian Fontan Alcalde	37.464	10	Busian Fontan Alcalde	31.277	26	10	Busian Fontan Alcalde	1:51.884	1:53.102	26	
27	50	Tomás Moreno Garcia	43.528	21	Pedro J. Herraiz Alijas	38.086	37	Juan Carlos Zorrilla Hierro	31.820	27	50	Tomás Moreno Garcia	1:53.829	1:54.404	27	
28	18	Juan Carlos Lopez Olm	43.758	50	Tomás Moreno Garcia	38.242	46	Mario A. Moreno Rojas	32.002	28	18	Juan Carlos Lopez Olm	1:54.262	1:54.622	29	
29	37	Juan Carlos Zorrilla Hierro	43.844	18	Juan Carlos Lopez Olm	38.337	50	Tomás Moreno Garcia	32.059	29	37	Juan Carlos Zorrilla Hierro	1:54.336	1:54.574	28	
30	21	Pedro J. Herraiz Alijas	44.088	37	Juan Carlos Zorrilla Hierro	38.672	18	Juan Carlos Lopez Olm	32.167	30	21	Pedro J. Herraiz Alijas	1:54.422	1:54.681	30	





Circuito del Jarama

División 2

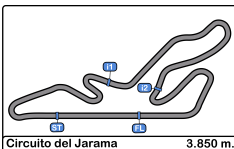
1ª Carrera

Mejores Sectores



Sector - 1				Sector - 2				Sector - 3				Vuelta Ideal vs Mejor Vuelta				
Clas	Nº	Piloto	Tiempo	Nº	Piloto	Tiempo	Nº	Piloto	Tiempo	Clas	Nº	Piloto	Vta. Ideal	Mejor V.	Clas	
31	38	Fco. Javier Rodriguez Rodriguez	44.197	38	Fco. Javier Rodriguez Rodriguez	39.240	21	Pedro J. Herraiz Alijas	32.248	31	38	Fco. Javier Rodriguez Rodriguez	1:56.137	1:56.186	31	
32	46	Mario A. Moreno Rojas	44.545	46	Mario A. Moreno Rojas	40.374	38	Fco. Javier Rodriguez Rodriguez	32.700	32	46	Mario A. Moreno Rojas	1:56.921	1:58.317	32	
33	8	Pedro Moriyon Diez-	45.901	8	Pedro Moriyon Diez-	40.838	8	Pedro Moriyon Diez-	33.560	33	8	Pedro Moriyon Diez-	2:00.299	2:00.680	33	
34	4	Manuel Gonzalez De La Torre	47.124	4	Manuel Gonzalez De La Torre	42.007	4	Manuel Gonzalez De La Torre	34.540	34	4	Manuel Gonzalez De La Torre	2:03.671	2:04.397	34	





Circuito del Jarama

División 2

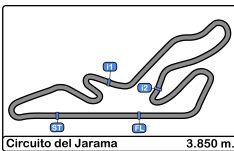
1ª Carrera

Secuencia Lider



<u>Nº</u>	<u>Concursante</u>	<u>Piloto 1</u>	<u>Piloto 2</u>	<u>Vehiculo</u>	<u>Cat</u>	<u>Vta. Inici</u>	<u>Vta. Fin</u>	<u>Vtas.</u>	<u>Total Vtas.</u>
11	MIGUEL FERNANDEZ YUSTE	Miguel Fernández Yuste		KTM X-BOW GT4	9	1	1	1	1
1	SMC Junior Motorsport	Gonzalo M. De Andres		PEUGEOT 308 TCR	8	2	7	6	6
2	C.D.E. ÚLTIMA VUELTA	Ismael Arquero Saz		KTM X-BOW GT4	9	8	11	4	4





# Circuito del Jarama

## División 2

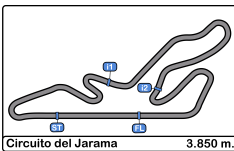
### 1ª Carrera

#### 5 Mejores Tiempos



Cl	Nº	Concursante	Piloto 1	Piloto 2	Vehiculo	Cat	Cl	Mejor 1		Mejor 2		Mejor 3		Mejor 4		Mejor 5	
								Tiempo	Vta.	Tiempo	Vta.	Tiempo	Vta.	Tiempo	Vta.	Tiempo	Vta.
1	2	C.D.E. ÚLTIMA VUELTA	Ismael Arquero Saz		KTM X-BOW GT4	9	1	1:37.388	2	1:38.668	7	1:38.758	10	1:39.341	8	1:39.736	6
2	1	SMC Junior Motorsport	Gonzalo M. De Andres		PEUGEOT 308 TCR	8	1	1:38.703	7	1:39.186	2	1:39.711	6	1:40.123	9	1:40.298	8
3	16	VOLCANO MOTORSPORT	Eugeniy Leonov		CUPRA TCR	8	2	1:39.345	7	1:40.294	2	1:40.317	8	1:40.983	6	1:41.033	9
4	45	SMC Junior Motorsport	Fernando Navarrete Perdices		PORSCHE 911 GT3 R	9	2	1:42.248	7	1:42.594	8	1:43.710	11	1:44.391	2	1:44.417	6
5	11	MIGUEL FERNANDEZ YUSTE	Miguel Fernández Yuste		KTM X-BOW GT4	9	3	1:42.419	1								
6	5	R A C E	Enrique Hernando Alonso		PEUGEOT 308 TCR	8	3	1:42.469	9	1:43.591	10	1:43.771	11	1:44.153	8	1:44.226	7
7	20	JAVIER FERNANDEZ RODRIGO	Javier Fernandez Rodrigo		KTM X-BOW GT4	9	4	1:42.826	7	1:43.134	6	1:43.836	8	1:44.399	11	1:44.518	10
8	33	SMC Junior Motorsport	Juan Fco. Gastañaga Martinez		CUPRA TCR	8	4	1:43.713	8	1:44.127	9	1:44.358	7	1:44.588	2	1:45.470	10
9	6	C.D.E. DEYSCOM SPORT	Francisco Comendador Romero		SUBARU WRX Sti	7	1	1:43.879	8	1:43.978	7	1:44.345	2	1:44.546	6	1:45.130	11
10	24	JULIO CARAYOL CASAS	Julio Carayol Casas		CUPRA TCR	8	5	1:45.124	9	1:45.395	8	1:45.459	10	1:46.056	7	1:46.199	6
11	31	SMC Junior Motorsport	Alfonso Colomina Fajardo		PEUGEOT 308 Racing Cup	7	2	1:45.927	8	1:46.047	9	1:46.397	7	1:46.527	10	1:47.040	6
12	17	C.D.E. ÚLTIMA VUELTA	Francisco Perez Sierra		PEUGEOT RCZ Racing Cup	6	1	1:47.258	9	1:47.823	11	1:47.889	8	1:48.672	10	1:48.739	7
13	12	OSCAR BARTOL LECLERE	Oscar Bartol Leclere		SEAT LEON MK 2	7	3	1:47.478	2	1:47.760	6	1:48.321	8	1:48.415	9	1:49.019	10
14	13	C.D.E. ÚLTIMA VUELTA	Luis Ruiz Moya		SEAT LEON MK 2	7	4	1:47.775	10	1:48.003	11	1:48.080	8	1:48.758	7	1:48.769	9
15	29	R A C E	<b>Borja Hormigos Nicolas</b>	Héctor Hernández Benito	MINI Cooper	6	2	1:47.834	7	1:47.898	6	1:48.070	2	1:48.432	9	1:48.531	8
16	36	SMC Junior Motorsport	Jesús Llorente Ramiro		Volkswagen Golf GTI TCR	8	6	1:47.923	7	1:48.123	9	1:48.786	10	1:48.807	2	1:49.232	6
17	39	C.D.E. ÚLTIMA VUELTA	Julio Ortiz Alonso		PEUGEOT RCZ Racing Cup	6	3	1:47.991	9	1:48.164	8	1:48.428	10	1:48.538	6	1:49.610	7
18	15	SMC Junior Motorsport	Juan Carlos Esteban Garcia		RENAULT CLIO CUP IV	6	4	SMC 1:48.455	10	1:49.080	8	1:49.097	9	1:49.705	11	1:49.809	2
19	48	SMC Junior Motorsport	Rafael Rodríguez Novillo		RENAULT CLIO CUP IV	6	5	SMC 1:48.698	7	1:48.900	2	1:49.101	10	1:49.294	6	1:49.337	8
20	34	R A C E	Eloy Iñigo Varas		SEAT LEON MK 1	6	6	1:49.506	2	1:49.602	10	1:49.740	9	1:50.085	8	1:50.102	6
21	66	C.D.E. ÚLTIMA VUELTA	José Alberto Vila Sainz		PEUGEOT 207 LW THP	5	1	1:49.514	2	1:50.703	11	1:50.867	6	1:51.505	7	1:51.564	9
22	27	SMC Junior Motorsport	Iñigo Moreno De Cala		RENAULT CLIO CUP IV	6	7	SMC 1:49.687	9	1:49.942	11	1:50.211	8	1:50.622	7	1:50.771	10
23	35	SMC Junior Motorsport	Antonio Garcia Delicado		RENAULT CLIO CUP IV	6	8	SMC 1:50.043	9	1:50.080	10	1:51.063	11	1:51.064	8	1:51.427	7
24	47	SMC Junior Motorsport	José A. Rueda Ortiz		RENAULT CLIO CUP IV	6	9	SMC 1:50.186	11	1:50.479	2	1:50.491	9	1:51.026	7	1:51.309	6
25	28	SMC Junior Motorsport	Alejandro Geppert Romero		RENAULT CLIO CUP III	5	2	SMC 1:50.276	10	1:50.515	9	1:50.759	11	1:50.777	8	1:51.189	6
26	10	CLUB JARAMA SPORT	Busian Fontan Alcalde		RENAULT CLIO CUP III	5	3	SMC 1:53.102	6	1:53.453	9	1:54.030	2	1:54.901	3	1:54.981	8
27	50	A.E.C.D.	Tomás Moreno Garcia		MERCEDES Benz 190 E	CL	1	1:54.404	7	1:54.406	9	1:54.465	8	1:54.532	6	1:54.638	10
28	37	A.E.C.D.	Juan Carlos Zorrilla Hierro		PORSCHE 968 CS	CL	2	1:54.574	9	1:54.673	8	1:55.293	7	1:56.546	6	1:57.450	10
29	18	EFICAR TEAM	Juan Carlos Lopez Olmo		MERCEDES Benz 190	CL	3	1:54.622	7	1:54.704	8	1:55.456	6	1:59.963	2	2:00.446	9
30	21	R A C E	Pedro J. Herraiz Alijas		RENAULT CLIO CUP III	5	4	SMC 1:54.681	7	1:54.955	2	1:55.204	8	1:56.277	10	1:56.450	6
31	38	EFICAR TEAM	Fco. Javier Rodríguez Rodríguez		MINI Cooper	5	5	1:56.186	9	1:56.321	8	1:57.439	7	1:57.499	6	1:58.135	10
32	46	R A C E	Mario A. Moreno Rojas		PEUGEOT RCZ Rallye Cup	6	10	1:58.317	2	1:59.311	6	2:00.613	8	2:02.755	10	2:02.848	7
33	8	A.E.C.D.	Pedro Moriyon Diez-Canedo		PORSCHE 968 CS	CL	4	2:00.680	6	2:00.771	8	2:02.465	2	2:02.594	7	2:02.696	10
34	4	EFICAR TEAM	Manuel Gonzalez De La Torre		PORSCHE 911 S	CL	5	2:04.397	6	2:05.736	9	2:06.932	2	2:07.122	10	2:07.392	8





# Circuito del Jarama

## División 2

### 1ª Carrera

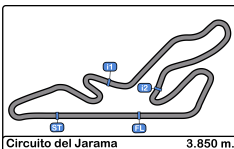
#### 5 Mejores Velocidades



Cl	Nº	Concursante	Piloto 1	Piloto 2	Vehiculo	Cat	Cl	V. Max. 1		V. Max. 2		V. Max. 3		V. Max. 4		V. Max. 5		Avg
								Km/h	Vta.	Km/h	Vta.	Km/h	Vta.	Km/h	Vta.	Km/h	Vta.	
1	45	SMC Junior Motorsport	Fernando Navarrete Perdices		PORSCHE 911 GT3 R	9	1	246.0	11	244.3	8	242.6	7	242.1	10	230.2	9	241.0
2	16	VOLCANO MOTORSPORT	Eugeniy Leonov		CUPRA TCR	8	1	238.4	7	238.4	8	238.4	10	234.2	2	234.2	9	236.7
3	2	C.D.E. ÚLTIMA VUELTA	Ismael Arquero Saz		KTM X-BOW GT4	9	2	237.8	3	237.8	7	236.3	8	234.7	2	234.7	11	236.3
4	1	SMC Junior Motorsport	Gonzalo M. De Andres		PEUGEOT 308 TCR	8	2	233.7	8	230.2	7	229.7	6	225.4	11	222.2	2	228.3
5	24	JULIO CARAYOL CASAS	Julio Carayol Casas		CUPRA TCR	8	3	232.7	3	229.7	8	225.0	10	224.0	9	223.6	7	227.0
6	5	R A C E	Enrique Hernando Alonso		PEUGEOT 308 TCR	8	4	231.2	10	230.7	7	230.2	11	229.2	3	226.4	8	229.6
7	12	OSCAR BARTOL LECLERE	Oscar Bartol Leclere		SEAT LEON MK 2	7	1	228.3	7	224.0	2	220.4	3	213.0	8	212.5	10	219.6
8	11	MIGUEL FERNANDEZ YUSTE	Miguel Fernández Yuste		KTM X-BOW GT4	9	3	227.8	2	214.7	1							221.2
9	36	SMC Junior Motorsport	Jesús Llorente Ramiro		Volkswagen Golf GTI TCR	8	5	223.6	11	223.1	10	222.6	8	221.3	2	221.3	7	222.4
10	33	SMC Junior Motorsport	Juan Fco. Gastañaga Martínez		CUPRA TCR	8	6	222.6	8	220.4	7	219.5	9	218.6	3	217.7	10	219.7
11	20	JAVIER FERNANDEZ RODRIGO	Javier Fernandez Rodrigo		KTM X-BOW GT4	9	4	221.7	6	219.9	7	218.6	3	213.8	10	212.5	8	217.3
12	31	SMC Junior Motorsport	Alfonso Colomina Fajardo		PEUGEOT 308 Racing Cup	7	2	220.4	9	220.4	10	219.9	8	219.5	2	216.8	7	219.4
13	13	C.D.E. ÚLTIMA VUELTA	Luis Ruiz Moya		SEAT LEON MK 2	7	3	219.5	8	218.6	9	218.1	7	216.4	6	212.5	11	217.0
14	6	C.D.E. DEYSCOM SPORT	Francisco Comendador Romero		SUBARU WRX Sti	7	4	217.3	2	215.5	9	210.9	8	209.3	6	208.8	7	212.4
15	34	R A C E	Eloy Iñigo Varas		SEAT LEON MK 1	6	1	215.5	9	213.8	6	209.3	10	206.5	7	205.7	2	210.1
16	29	R A C E	<b>Borja Hormigos Nicolas</b>	Héctor Hernández Benito	MINI Cooper	6	2	214.2	2	212.1	3	211.3	7	210.1	8	208.8	11	211.3
17	17	C.D.E. ÚLTIMA VUELTA	Francisco Perez Sierra		PEUGEOT RCZ Racing Cup	6	3	211.7	11	210.9	10	206.5	3	203.7	9	203.3	7	207.2
18	66	C.D.E. ÚLTIMA VUELTA	José Alberto Vila Sainz		PEUGEOT 207 LW THP	5	1	209.7	9	203.0	6	201.4	7	195.2	10	192.8	8	200.4
19	15	SMC Junior Motorsport	Juan Carlos Esteban Garcia		RENAULT CLIO CUP IV	6	4	SMC 208.4	6	208.0	7	207.2	11	206.8	10	206.1	8	207.3
20	27	SMC Junior Motorsport	Iñigo Moreno De Cala		RENAULT CLIO CUP IV	6	5	SMC 207.2	3	204.9	2	204.9	7	204.5	9	204.5	10	205.2
21	48	SMC Junior Motorsport	Rafael Rodriguez Novillo		RENAULT CLIO CUP IV	6	6	SMC 206.1	7	204.9	3	204.1	2	204.1	8	203.3	6	204.5
22	39	C.D.E. ÚLTIMA VUELTA	Julio Ortiz Alonso		PEUGEOT RCZ Racing Cup	6	7	205.3	9	201.8	10	192.5	8	192.1	7	191.1	11	196.6
23	35	SMC Junior Motorsport	Antonio Garcia Delicado		RENAULT CLIO CUP IV	6	8	SMC 203.7	8	201.8	9	200.0	10	198.1	2	196.3	7	200.0
24	28	SMC Junior Motorsport	Alejandro Geppert Romero		RENAULT CLIO CUP III	5	2	SMC 203.3	8	202.6	11	201.8	9	201.4	7	201.1	10	202.0
25	47	SMC Junior Motorsport	José A. Rueda Ortiz		RENAULT CLIO CUP IV	6	9	SMC 202.2	2	201.8	11	201.1	8	200.3	10	199.2	3	200.9
26	50	A.E.C.D.	Tomás Moreno Garcia		MERCEDES Benz 190 E	CL	1	201.4	6	198.8	3	198.1	7	197.4	2	196.7	8	198.5
27	10	CLUB JARAMA SPORT	Busian Fontan Alcalde		RENAULT CLIO CUP III	5	3	SMC 200.0	7	198.5	2	197.8	8	197.4	6	197.0	3	198.1
28	21	R A C E	Pedro J. Herraiz Alijas		RENAULT CLIO CUP III	5	4	SMC 199.2	10	198.8	3	198.8	8	198.8	9	197.4	2	198.6
29	18	EFICAR TEAM	Juan Carlos Lopez Olmo		MERCEDES Benz 190	CL	2	198.5	6	197.4	7	197.4	8	196.0	9	175.8	4	193.0
30	37	A.E.C.D.	Juan Carlos Zorrilla Hierro		PORSCHE 968 CS	CL	3	197.8	10	197.0	8	194.9	7	190.1	3	187.8	6	193.5
31	38	EFICAR TEAM	Fco. Javier Rodríguez Rodríguez		MINI Cooper	5	5	197.0	7	196.7	6	196.0	8	195.2	3	193.8	9	195.8
32	8	A.E.C.D.	Pedro Moriyon Diez-Canedo		PORSCHE 968 CS	CL	4	187.8	9	183.6	8	180.9	10	180.3	7	177.3	2	182.0
33	46	R A C E	Mario A. Moreno Rojas		PEUGEOT RCZ Rallye Cup	6	10	186.8	7	185.8	8	183.3	6	181.5	2	181.5	3	183.8
34	4	EFICAR TEAM	Manuel Gonzalez De La Torre		PORSCHE 911 S	CL	5	184.3	9	177.0	2	176.7	6	176.4	8	174.1	7	177.7







Circuito del Jarama

División 2

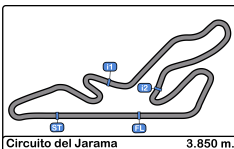
1ª Carrera

Secuencia Vueltas Rápidas



<u>Vta.</u>	<u>Hora Día</u>	<u>Tiempo Sesión</u>	<u>Nº</u>	<u>Concursante</u>	<u>Piloto 1</u>	<u>Piloto 2</u>	<u>Vehículo</u>	<u>Cat</u>	<u>Tiempo</u>	<u>Km/h</u>
2	13:07:38.623	3:22.623	1	SMC Junior Motorsport	Gonzalo M. De Andres		PEUGEOT 308 TCR	8	<b>1:39.186</b>	139.7
2	13:07:42.256	3:26.256	2	C.D.E. ÚLTIMA VUELTA	Ismael Arquero Saz		KTM X-BOW GT4	9	<b>1:37.388</b>	142.3





## Circuito del Jarama

### División 2

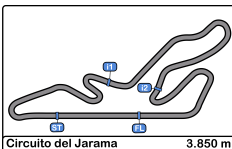
### 1ª Carrera

### Mejor Maxima Velocidad del Evento



Nº	Concursante	Piloto 1	Piloto 2	Vehiculo	Cat	Km/h	Sesión
45	SMC Junior Motorsport	Fernando Navarrete Perdices		PORSCHE 911 GT3 R	9	246.0	1ª Carrera
16	VOLCANO MOTORSPORT	Eugeniy Leonov		CUPRA TCR	8	241.0	Entrenamiento cronometrado
2	C.D.E. ÚLTIMA VUELTA	Ismael Arquero Saz		KTM X-BOW GT4	9	237.8	1ª Carrera
1	SMC Junior Motorsport	Gonzalo M. De Andres		PEUGEOT 308 TCR	8	237.3	Entrenamiento cronometrado
11	MIGUEL FERNANDEZ YUSTE	Miguel Fernández Yuste		KTM X-BOW GT4	9	236.3	Entrenamiento cronometrado
5	R A C E	Enrique Hernando Alonso		PEUGEOT 308 TCR	8	232.7	Entrenamiento cronometrado
33	SMC Junior Motorsport	Juan Fco. Gastañaga Martinez		CUPRA TCR	8	232.7	Entrenamiento cronometrado
24	JULIO CARAYOL CASAS	Julio Carayol Casas		CUPRA TCR	8	232.7	1ª Carrera
12	OSCAR BARTOL LECLERE	Oscar Bartol Leclere		SEAT LEON MK 2	7	228.3	1ª Carrera
36	SMC Junior Motorsport	Jesús Llorente Ramiro		Volkswagen Golf GTI TCR	8	225.9	Entrenamiento cronometrado
31	SMC Junior Motorsport	Alfonso Colomina Fajardo		PEUGEOT 308 Racing Cup	7	222.2	Entrenamiento cronometrado
20	JAVIER FERNANDEZ	Javier Fernandez Rodrigo		KTM X-BOW GT4	9	222.2	Entrenamiento cronometrado
6	C.D.E. DEYSCOM SPORT	Francisco Comendador		SUBARU WRX Sti	7	221.7	Entrenamiento cronometrado
13	C.D.E. ÚLTIMA VUELTA	Luis Ruiz Moya		SEAT LEON MK 2	7	219.5	1ª Carrera
34	R A C E	Eloy Iñigo Varas		SEAT LEON MK 1	6	215.5	1ª Carrera
29	R A C E	Borja Hormigos Nicolas	Héctor Hernández Benito	MINI Cooper	6	214.7	Entrenamiento cronometrado
17	C.D.E. ÚLTIMA VUELTA	Francisco Perez Sierra		PEUGEOT RCZ Racing Cup	6	211.7	1ª Carrera
66	C.D.E. ÚLTIMA VUELTA	José Alberto Vila Sainz		PEUGEOT 207 LW THP	5	209.7	1ª Carrera
15	SMC Junior Motorsport	Juan Carlos Esteban Garcia		RENAULT CLIO CUP IV	6	SMC 208.8	Entrenamiento cronometrado
27	SMC Junior Motorsport	Iñigo Moreno De Cala		RENAULT CLIO CUP IV	6	SMC 207.2	1ª Carrera
47	SMC Junior Motorsport	José A. Rueda Ortiz		RENAULT CLIO CUP IV	6	SMC 206.5	Entrenamiento cronometrado
48	SMC Junior Motorsport	Rafael Rodriguez Novillo		RENAULT CLIO CUP IV	6	SMC 206.1	1ª Carrera
39	C.D.E. ÚLTIMA VUELTA	Julio Ortiz Alonso		PEUGEOT RCZ Racing Cup	6	205.3	1ª Carrera
18	EFICAR TEAM	Juan Carlos Lopez Olmo		MERCEDES Benz 190	CL	203.7	Entrenamiento cronometrado
35	SMC Junior Motorsport	Antonio Garcia Delicado		RENAULT CLIO CUP IV	6	SMC 203.7	1ª Carrera
28	SMC Junior Motorsport	Alejandro Geppert Romero		RENAULT CLIO CUP III	5	SMC 203.3	1ª Carrera
37	A.E.C.D.	Juan Carlos Zorrilla Hierro		PORSCHE 968 CS	CL	201.8	Entrenamiento cronometrado
50	A.E.C.D.	Tomás Moreno Garcia		MERCEDES Benz 190 E	CL	201.4	1ª Carrera
10	CLUB JARAMA SPORT	Busian Fontan Alcalde		RENAULT CLIO CUP III	5	SMC 200.0	1ª Carrera
46	R A C E	Mario A. Moreno Rojas		PEUGEOT RCZ Rallye Cup	6	199.6	Entrenamiento cronometrado





Circuito del Jarama

División 2

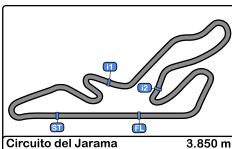
1ª Carrera

Mejor Maxima Velocidad del Evento



<u>Nº</u>	<u>Concursante</u>	<u>Piloto 1</u>	<u>Piloto 2</u>	<u>Vehículo</u>	<u>Cat</u>	<u>Km/h</u>	<u>Sesión</u>
21	R A C E	Pedro J. Herraiz Alijas		RENAULT CLIO CUP III	5	SMC	199.2 1ª Carrera
38	EFICAR TEAM	Fco. Javier Rodriguez		MINI Cooper	5		Entrenamiento cronometrado
8	A.E.C.D.	Pedro Moriyon Diez-Canedo		PORSCHE 968 CS	CL		Entrenamiento cronometrado
4	EFICAR TEAM	Manuel Gonzalez De La Torre		PORSCHE 911 S	CL		1ª Carrera





Circuito del Jarama

División 2

1ª Carrera

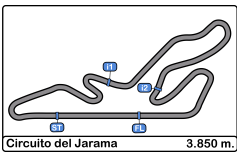
Cuentavueltas



Vta.

Nr	Po	Parr	1	2	3	4	5	6	7	8	9	10	11
11	<b>1</b>	11	11	1	1	1	1	1	1	2	2	2	2
1	<b>2</b>	1	1	16	16	16	16	2	2	1	1	1	1
16	<b>3</b>	16	16	2	2	2	2	16	16	16	16	16	16
5	<b>4</b>	5	2	33	33	33	33	20	20	20	45	45	45
20	<b>5</b>	20	33	20	20	20	20	45	45	45	20	20	20
33	<b>6</b>	33	20	45	45	45	45	33	33	33	33	33	33
6	<b>7</b>	6	45	6	6	6	6	6	6	6	6	6	6
24	<b>8</b>	24	6	12	24	24	24	24	24	24	24	24	24
45	<b>9</b>	45	12	31	12	12	12	31	31	31	31	31	5
12	<b>10</b>	12	31	24	31	31	31	12	29	5	5	5	31
31	<b>11</b>	31	24	29	29	29	29	29	12	29	29	29	29
17	<b>12</b>	17	29	36	36	36	36	36	36	12	12	12	12
36	<b>13</b>	36	36	48	48	48	48	48	48	36	36	36	36
34	<b>14</b>	34	48	34	34	34	34	34	5	48	48	48	13
29	<b>15</b>	29	34	66	13	13	13	13	34	13	13	13	48
48	<b>16</b>	48	66	15	66	66	66	5	13	34	34	34	34
66	<b>17</b>	66	15	47	15	15	15	66	15	15	39	39	39
15	<b>18</b>	15	47	13	47	47	47	15	66	39	15	15	15
27	<b>19</b>	27	27	27	27	27	27	47	39	66	17	17	17
13	<b>20</b>	13	13	35	35	35	5	39	47	17	66	27	27
47	<b>21</b>	47	35	5	5	5	35	27	27	47	47	47	47
35	<b>22</b>	35	37	10	39	39	39	35	17	27	27	66	66
39	<b>23</b>	39	21	21	10	10	10	17	35	35	35	35	35
37	<b>24</b>	37	50	28	28	28	28	28	28	28	28	28	28
2	<b>25</b>	2	10	39	50	50	50	10	50	50	50	50	50
18	<b>26</b>	18	28	50	37	37	17	50	21	21	10	21	21
50	<b>27</b>	50	38	37	21	21	21	21	10	10	37	37	37
21	<b>28</b>	21	18	38	17	17	37	37	37	37	21	10	10
10	<b>29</b>	10	5	17	38	38	38	18	18	18	18	38	38





Circuito del Jarama

División 2

1ª Carrera

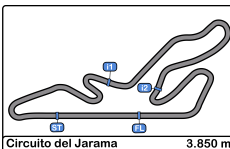
Cuentavueltas



**Vta.**

Nr	Po	Parr	1	2	3	4	5	6	7	8	9	10	11
46	<b>30</b>	46	39	18	18	18	18	38	38	38	38	18	
38	<b>31</b>	38	8	8	8	8	8	8	8	8	8	8	
8	<b>32</b>	8	4	46	46	46	46	46	46	46	46	46	
4	<b>33</b>	4	17	4	4	4	4	4	4	4	4	4	
28	<b>34</b>	28	46										



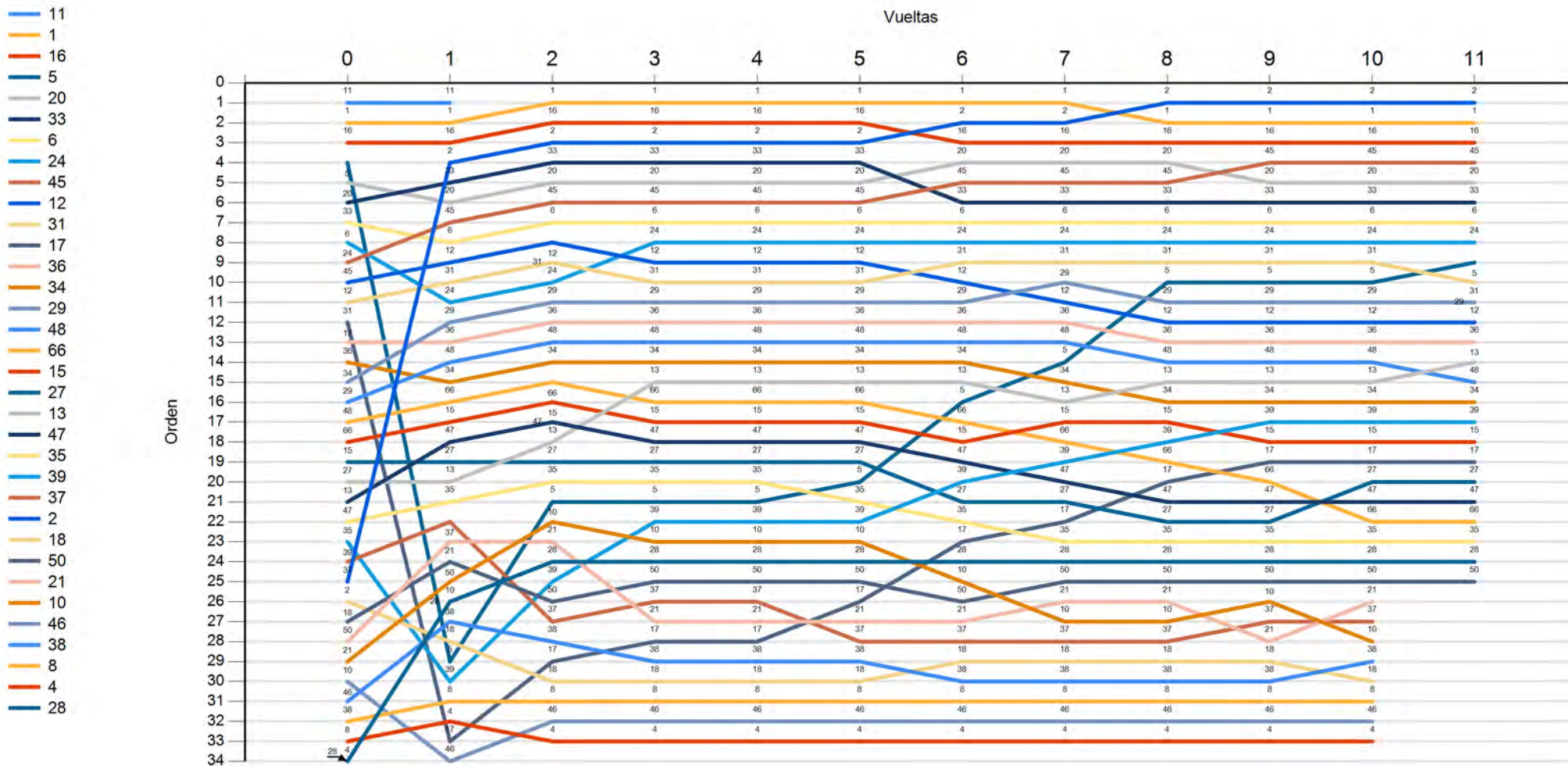


Circuito del Jarama

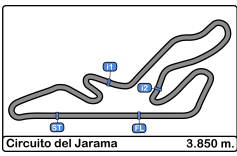
División 2

1ª Carrera

Cuentavueltas Gráfico







Circuito del Jarama

División 2

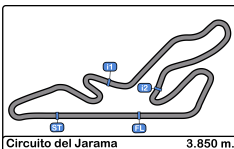
1ª Carrera

Tiempos Parada en Pit



Nr.	Hora Día En.	Concursante	Nac	Piloto 1	Nac	Piloto 2	Nac	Vehiculo	Cat	Tiempo Entra.	Stop N°	Tiempo Box	Handicap	Penalty
-----	--------------	-------------	-----	----------	-----	----------	-----	----------	-----	---------------	---------	------------	----------	---------





# Circuito del Jarama

## División 2

### 2ª Carrera

#### Resultados Provisionales



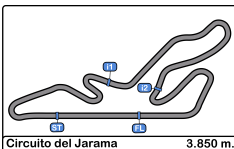
Cls	Nº	Concursante	Piloto 1	Piloto 2	Vehiculo	Cat	Cl	Vtas.	Tiempo	Dif 1º	Intervalo	Km/h	V.R.	Tiempo	Km/h
1	2	C.D.E. ÚLTIMA VUELTA	Ismael Arquero Saz		KTM X-BOW GT4	9	1	10	16:47.745			137.5	2	1:38.902	140.1
2	1	SMC Junior Motorsport	Gonzalo M. De Andres		PEUGEOT 308 TCR	8	1	10	16:52.182	4.437	4.437	136.9	3	1:39.501	139.2
3	16	VOLCANO MOTORSPORT	Eugeniy Leonov		CUPRA TCR	8	2	10	16:55.909	8.164	3.727	136.4	4	1:39.797	138.8
4	45	SMC Junior Motorsport	Fernando Navarrete Perdices		PORSCHE 911 GT3 R	9	2	10	17:37.359	49.614	41.450	131.0	8	1:44.179	133.0
5	6	C.D.E. DEYSCOM SPORT	Francisco Comendador Romero		SUBARU WRX Sti	7	1	10	17:38.475	50.730	1.116	130.9	5	1:42.920	134.6
6	33	SMC Junior Motorsport	Juan Fco. Gastañaga Martinez		CUPRA TCR	8	3	10	17:56.563	1:08.818	18.088	128.7	6	1:45.819	130.9
7	12	OSCAR BARTOL LECLERE	Oscar Bartol Leclere		SEAT LEON MK 2	7	2	10	18:06.738	1:18.993	10.175	127.5	6	1:46.450	130.2
8	5	R A C E	Enrique Hernando Alonso		PEUGEOT 308 TCR	8	4	10	18:20.854	1:33.109	14.116	125.9	3	1:43.739	133.6
9	31	SMC Junior Motorsport	Alfonso Colomina Fajardo		PEUGEOT 308 Racing Cup	7	3	10	18:23.355	1:35.610	2.501	125.6	5	1:48.066	128.2
10	48	SMC Junior Motorsport	Rafael Rodriguez Novillo		RENAULT CLIO CUP IV	6	1	SMC 10	18:30.592	1:42.847	7.237	124.7	5	1:48.959	127.2
11	17	C.D.E. ÚLTIMA VUELTA	Francisco Perez Sierra		PEUGEOT RCZ Racing Cup	6	2	10	18:31.979	1:44.234	1.387	124.6	3	1:48.582	127.6
12	66	C.D.E. ÚLTIMA VUELTA	José Alberto Vila Sainz		PEUGEOT 207 LW THP	5	1	10	18:32.159	1:44.414	0.180	124.6	10	1:48.767	127.4
13	29	R A C E	Borja Hormigos Nicolas	Héctor Hernández Benito	MINI Cooper	6	3	10	18:38.232	1:50.487	6.073	123.9	5	1:48.807	127.3
14	47	SMC Junior Motorsport	José A. Rueda Ortiz		RENAULT CLIO CUP IV	6	4	SMC 10	18:38.638	1:50.893	0.406	123.9	6	1:49.400	126.6
15	27	SMC Junior Motorsport	Iñigo Moreno De Cala		RENAULT CLIO CUP IV	6	5	SMC 10	18:39.414	1:51.669	0.776	123.8	6	1:49.164	126.9
16	15	SMC Junior Motorsport	Juan Carlos Esteban Garcia		RENAULT CLIO CUP IV	6	6	SMC 10	18:39.565	1:51.820	0.151	123.7	5	1:48.218	128.0
17	34	R A C E	Eloy Iñigo Varas		SEAT LEON MK 1	6	7	9	16:50.008	1 Vta	1 Vta	123.5	5	1:49.235	126.8
18	28	SMC Junior Motorsport	Alejandro Geppert Romero		RENAULT CLIO CUP III	5	2	SMC 9	17:00.991	1 Vta	10.983	122.1	5	1:50.550	125.3
19	21	R A C E	Pedro J. Herraiz Alijas		RENAULT CLIO CUP III	5	3	SMC 9	17:06.857	1 Vta	5.866	121.4	7	1:51.266	124.5
20	39	C.D.E. ÚLTIMA VUELTA	Julio Ortiz Alonso		PEUGEOT RCZ Racing Cup	6	8	9	17:09.045	1 Vta	2.188	121.2	8	1:48.371	127.8
21	50	A.E.C.D.	Tomás Moreno Garcia		MERCEDES Benz 190 E	CL	1	9	17:29.304	1 Vta	20.259	118.8	3	1:54.626	120.9
22	37	A.E.C.D.	Juan Carlos Zorrilla Hierro		PORSCHE 968 CS	CL	2	9	17:29.485	1 Vta	0.181	118.8	8	1:53.475	122.1
23	18	EFICAR TEAM	Juan Carlos Lopez Olmo		MERCEDES Benz 190	CL	3	9	17:41.574	1 Vta	12.089	117.5	7	1:54.049	121.5
24	20	JAVIER FERNANDEZ RODRI	Javier Fernandez Rodrigo		KTM X-BOW GT4	9	3	9	17:51.035	1 Vta	9.461	116.4	6	1:45.555	131.3
25	38	EFICAR TEAM	Fco. Javier Rodriguez Rodriguez		MINI Cooper	5	4	9	18:00.062	1 Vta	9.027	115.4	4	1:57.025	118.4
26	13	C.D.E. ÚLTIMA VUELTA	Luis Ruiz Moya		SEAT LEON MK 2	7	4	9	18:38.964	1 Vta	38.902	111.4	4	1:50.972	124.8
27	8	A.E.C.D.	Pedro Moriyon Diez-Canedo		PORSCHE 968 CS	CL	4	9	18:46.022	1 Vta	7.058	110.7	3	2:01.127	114.4
28	10	CLUB JARAMA SPORT	Busian Fontan Alcalde		RENAULT CLIO CUP III	5	5	SMC 8	15:27.424	2 Vtas	1 Vta	119.5	5	1:51.527	124.2
29	4	EFICAR TEAM	Manuel Gonzalez De La Torre		PORSCHE 911 S	CL	5	8	17:12.531	2 Vtas	1:45.107	107.3	2	2:05.045	110.8

Vuelta Rápida Ismael Arquero Saz en 1:38.902 a 140.1 Km/h en la vuelta 2

Publicado a las:.....

Comisarios Deportivos:	Director de Carrera:	Cronometrador:
------------------------	----------------------	----------------





# Circuito del Jarama

## División 2


### 2ª Carrera

#### Resultados Provisionales por categoría

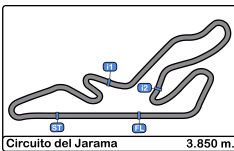


Cls	Nº	Concursante	Piloto 1	Piloto 2	Vehiculo	Cat	Cl	Vtas.	Tiempo	Dif 1º	Intervalo	Km/h	V.R.	Tiempo	Km/h
<b>Categoría 9</b>															
1	2	C.D.E. ÚLTIMA VUELTA	Ismael Arquero Saz		KTM X-BOW GT4	9	1	10	16:47.745			137.5	2	1:38.902	140.1
2	45	SMC Junior Motorsport	Fernando Navarrete Perdices		PORSCHE 911 GT3 R	9	2	10	17:37.359	49.614	49.614	131.0	8	1:44.179	133.0
3	20	JAVIER FERNANDEZ RODRI	Javier Fernandez Rodrigo		KTM X-BOW GT4	9	3	9	17:51.035	1 Vta	1 Vta	116.4	6	1:45.555	131.3
<b>Categoría 8</b>															
1	1	SMC Junior Motorsport	Gonzalo M. De Andres		PEUGEOT 308 TCR	8	1	10	16:52.182			136.9	3	1:39.501	139.2
2	16	VOLCANO MOTORSPORT	Eugeniy Leonov		CUPRA TCR	8	2	10	16:55.909	8.164	3.727	136.4	4	1:39.797	138.8
3	33	SMC Junior Motorsport	Juan Fco. Gastañaga Martinez		CUPRA TCR	8	3	10	17:56.563	1:08.818	1:00.654	128.7	6	1:45.819	130.9
4	5	R A C E	Enrique Hernando Alonso		PEUGEOT 308 TCR	8	4	10	18:20.854	1:33.109	24.291	125.9	3	1:43.739	133.6
<b>Categoría 7</b>															
1	6	C.D.E. DEYSCOM SPORT	Francisco Comendador Romero		SUBARU WRX Sti	7	1	10	17:38.475			130.9	5	1:42.920	134.6
2	12	OSCAR BARTOL LECLERE	Oscar Bartol Leclere		SEAT LEON MK 2	7	2	10	18:06.738	1:18.993	28.263	127.5	6	1:46.450	130.2
3	31	SMC Junior Motorsport	Alfonso Colomina Fajardo		PEUGEOT 308 Racing Cup	7	3	10	18:23.355	1:35.610	16.617	125.6	5	1:48.066	128.2
4	13	C.D.E. ÚLTIMA VUELTA	Luis Ruiz Moya		SEAT LEON MK 2	7	4	9	18:38.964	1 Vta	1 Vta	111.4	4	1:50.972	124.8
<b>Categoría 6</b>															
1	48	SMC Junior Motorsport	Rafael Rodriguez Novillo		RENAULT CLIO CUP IV	6	1	SMC 10	18:30.592			124.7	5	1:48.959	127.2
2	17	C.D.E. ÚLTIMA VUELTA	Francisco Perez Sierra		PEUGEOT RCZ Racing Cup	6	2	10	18:31.979	1:44.234	1.387	124.6	3	1:48.582	127.6
3	29	R A C E	Borja Hormigos Nicolas	Héctor Hernández Benito	MINI Cooper	6	3	10	18:38.232	1:50.487	6.253	123.9	5	1:48.807	127.3
4	47	SMC Junior Motorsport	José A. Rueda Ortiz		RENAULT CLIO CUP IV	6	4	SMC 10	18:38.638	1:50.893	0.406	123.9	6	1:49.400	126.6
5	27	SMC Junior Motorsport	Iñigo Moreno De Cala		RENAULT CLIO CUP IV	6	5	SMC 10	18:39.414	1:51.669	0.776	123.8	6	1:49.164	126.9
6	15	SMC Junior Motorsport	Juan Carlos Esteban Garcia		RENAULT CLIO CUP IV	6	6	SMC 10	18:39.565	1:51.820	0.151	123.7	5	1:48.218	128.0
7	34	R A C E	Eloy Iñigo Varas		SEAT LEON MK 1	6	7	9	16:50.008	1 Vta	1 Vta	123.5	5	1:49.235	126.8
8	39	C.D.E. ÚLTIMA VUELTA	Julio Ortiz Alonso		PEUGEOT RCZ Racing Cup	6	8	9	17:09.045	1 Vta	19.037	121.2	8	1:48.371	127.8
<b>Categoría 5</b>															
1	66	C.D.E. ÚLTIMA VUELTA	José Alberto Vila Sainz		PEUGEOT 207 LW THP	5	1	10	18:32.159			124.6	10	1:48.767	127.4
2	28	SMC Junior Motorsport	Alejandro Geppert Romero		RENAULT CLIO CUP III	5	2	SMC 9	17:00.991	1 Vta	1 Vta	122.1	5	1:50.550	125.3
3	21	R A C E	Pedro J. Herraiz Alijas		RENAULT CLIO CUP III	5	3	SMC 9	17:06.857	1 Vta	5.866	121.4	7	1:51.266	124.5
4	38	EFICAR TEAM	Fco. Javier Rodriguez Rodriguez		MINI Cooper	5	4	9	18:00.062	1 Vta	53.205	115.4	4	1:57.025	118.4
5	10	CLUB JARAMA SPORT	Busian Fontan Alcalde		RENAULT CLIO CUP III	5	5	SMC 8	15:27.424	2 Vtas	1 Vta	119.5	5	1:51.527	124.2
<b>CL</b>															
1	50	A.E.C.D.	Tomás Moreno Garcia		MERCEDES Benz 190 E	CL	1	9	17:29.304			118.8	3	1:54.626	120.9
2	37	A.E.C.D.	Juan Carlos Zorrilla Hierro		PORSCHE 968 CS	CL	2	9	17:29.485	1 Vta	0.181	118.8	8	1:53.475	122.1
3	18	EFICAR TEAM	Juan Carlos Lopez Olmo		MERCEDES Benz 190	CL	3	9	17:41.574	1 Vta	12.089	117.5	7	1:54.049	121.5
4	8	A.E.C.D.	Pedro Moriyon Diez-Canedo		PORSCHE 968 CS	CL	4	9	18:46.022	1 Vta	1:04.448	110.7	3	2:01.127	114.4

Publicado a las:.....

<b>Comisarios Deportivos:</b>	<b>Director de Carrera:</b>	<b>Cronometrador:</b> 
-------------------------------	-----------------------------	---





Circuito del Jarama

División 2

2ª Carrera


Resultados Provisionales por categoría



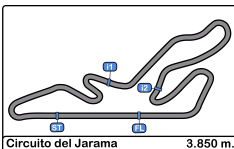
Cls	Nº	Concursante	Piloto 1	Piloto 2	Vehiculo	Cat	Cl	Vtas.	Tiempo	Dif 1º	Intervalo	Km/h	V.R.	Tiempo	Km/h
5	4	EFICAR TEAM	Manuel Gonzalez De La Torre		PORSCHE 911 S	CL	5	8	17:12.531	2 Vtas	1 Vta	107.3	2	2:05.045	110.8

Vuelta Rápida Ismael Arquero Saz en 1:38.902 a 140.1 Km/h en la vuelta 2

Publicado a las:.....

<b>Comisarios Deportivos:</b>	<b>Director de Carrera:</b>	<b>Cronometrador:</b> 
-------------------------------	-----------------------------	---





Circuito del Jarama

División 2

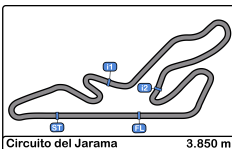
2ª Carrera

Clasificación Provisional por Vuelta Rápida de Piloto



Clas	Nº	Concursante	Vehiculo	Piloto	Cat	Clas	Vtas.	V.R	Tiempo	Dif 1º	Intervalo	Km/h
1	2	C.D.E. ÚLTIMA VUELTA	KTM X-BOW GT4	Ismael Arquero Saz	9	1	10	2	<b>1:38.902</b>			140.1
2	1	SMC Junior Motorsport	PEUGEOT 308 TCR	Gonzalo M. De Andres	8	1	10	3	<b>1:39.501</b>	0.599	0.599	139.2
3	16	VOLCANO MOTORSPORT	CUPRA TCR	Eugeniy Leonov	8	2	10	4	<b>1:39.797</b>	0.895	0.296	138.8
4	6	C.D.E. DEYSCOM SPORT	SUBARU WRX Sti	Francisco Comendador Romero	7	1	10	5	<b>1:42.920</b>	4.018	3.123	134.6
5	5	R A C E	PEUGEOT 308 TCR	Enrique Hernando Alonso	8	3	10	3	<b>1:43.739</b>	4.837	0.819	133.6
6	45	SMC Junior Motorsport	PORSCHE 911 GT3 R	Fernando Navarrete Perdices	9	2	10	8	<b>1:44.179</b>	5.277	0.440	133.0
7	20	JAVIER FERNANDEZ RODRIGO	KTM X-BOW GT4	Javier Fernandez Rodrigo	9	3	9	6	<b>1:45.555</b>	6.653	1.376	131.3
8	33	SMC Junior Motorsport	CUPRA TCR	Juan Fco. Gastañaga Martinez	8	4	10	6	<b>1:45.819</b>	6.917	0.264	130.9
9	12	OSCAR BARTOL LECLERE	SEAT LEON MK 2	Oscar Bartol Leclere	7	2	10	6	<b>1:46.450</b>	7.548	0.631	130.2
10	31	SMC Junior Motorsport	PEUGEOT 308 Racing Cup	Alfonso Colomina Fajardo	7	3	10	5	<b>1:48.066</b>	9.164	1.616	128.2
11	15	SMC Junior Motorsport	RENAULT CLIO CUP IV	Juan Carlos Esteban Garcia	6	SMC	1	10	<b>1:48.218</b>	9.316	0.152	128.0
12	39	C.D.E. ÚLTIMA VUELTA	PEUGEOT RCZ Racing Cup	Julio Ortiz Alonso	6	2	9	8	<b>1:48.371</b>	9.469	0.153	127.8
13	17	C.D.E. ÚLTIMA VUELTA	PEUGEOT RCZ Racing Cup	Francisco Perez Sierra	6	3	10	3	<b>1:48.582</b>	9.680	0.211	127.6
14	66	C.D.E. ÚLTIMA VUELTA	PEUGEOT 207 LW THP	José Alberto Vila Sainz	5	1	10	10	<b>1:48.767</b>	9.865	0.185	127.4
15	29	R A C E	MINI Cooper	Héctor Hernández Benito	6	4	10	5	<b>1:48.807</b>	9.905	0.040	127.3
16	48	SMC Junior Motorsport	RENAULT CLIO CUP IV	Rafael Rodriguez Novillo	6	SMC	5	10	<b>1:48.959</b>	10.057	0.152	127.2
17	27	SMC Junior Motorsport	RENAULT CLIO CUP IV	Iñigo Moreno De Cala	6	SMC	6	10	<b>1:49.164</b>	10.262	0.205	126.9
18	34	R A C E	SEAT LEON MK 1	Eloy Iñigo Varas	6	7	9	5	<b>1:49.235</b>	10.333	0.071	126.8
19	47	SMC Junior Motorsport	RENAULT CLIO CUP IV	José A. Rueda Ortiz	6	SMC	8	10	<b>1:49.400</b>	10.498	0.165	126.6
20	28	SMC Junior Motorsport	RENAULT CLIO CUP III	Alejandro Geppert Romero	5	SMC	2	9	<b>1:50.550</b>	11.648	1.150	125.3
21	13	C.D.E. ÚLTIMA VUELTA	SEAT LEON MK 2	Luis Ruiz Moya	7	4	9	4	<b>1:50.972</b>	12.070	0.422	124.8
22	21	R A C E	RENAULT CLIO CUP III	Pedro J. Herraiz Alijas	5	SMC	3	9	<b>1:51.266</b>	12.364	0.294	124.5
23	10	CLUB JARAMA SPORT	RENAULT CLIO CUP III	Busian Fontan Alcalde	5	SMC	4	8	<b>1:51.527</b>	12.625	0.261	124.2
24	37	A.E.C.D.	PORSCHE 968 CS	Juan Carlos Zorrilla Hierro	CL	1	9	8	<b>1:53.475</b>	14.573	1.948	122.1
25	18	EFICAR TEAM	MERCEDES Benz 190	Juan Carlos Lopez Olmo	CL	2	9	7	<b>1:54.049</b>	15.147	0.574	121.5
26	50	A.E.C.D.	MERCEDES Benz 190 E	Tomás Moreno Garcia	CL	3	9	3	<b>1:54.626</b>	15.724	0.577	120.9
27	38	EFICAR TEAM	MINI Cooper	Fco. Javier Rodriguez Rodriguez	5	5	9	4	<b>1:57.025</b>	18.123	2.399	118.4
28	8	A.E.C.D.	PORSCHE 968 CS	Pedro Moriyon Diez-Canedo	CL	4	9	3	<b>2:01.127</b>	22.225	4.102	114.4
29	4	EFICAR TEAM	PORSCHE 911 S	Manuel Gonzalez De La Torre	CL	5	8	2	<b>2:05.045</b>	26.143	3.918	110.8





## Circuito del Jarama

División 2

2ª Carrera

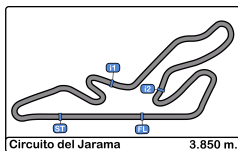
Distancia y Velocidad Media



Cls	Nº	Concursante	Piloto 1	Piloto 2	Vehiculo	Cat	Cls	Vtas.	Distancia	Tiempo	Km/h
1	2	C.D.E. ÚLTIMA VUELTA	Ismael Arquero Saz		KTM X-BOW GT4	9	1	10	38.50	16:47.745	137.5
2	1	SMC Junior Motorsport	Gonzalo M. De Andres		PEUGEOT 308 TCR	8	1	10	38.50	16:52.182	136.9
3	16	VOLCANO MOTORSPORT	Eugeniy Leonov		CUPRA TCR	8	2	10	38.50	16:55.909	136.4
4	45	SMC Junior Motorsport	Fernando Navarrete Perdices		PORSCHE 911 GT3 R	9	2	10	38.50	17:37.359	131.0
5	6	C.D.E. DEYSCOM SPORT	Francisco Comendador Rome		SUBARU WRX Sti	7	1	10	38.50	17:38.475	130.9
6	33	SMC Junior Motorsport	Juan Fco. Gastañaga Martinez		CUPRA TCR	8	3	10	38.50	17:56.563	128.7
7	12	OSCAR BARTOL LECLERE	Oscar Bartol Leclere		SEAT LEON MK 2	7	2	10	38.50	18:06.738	127.5
8	5	R A C E	Enrique Hernando Alonso		PEUGEOT 308 TCR	8	4	10	38.50	18:20.854	125.9
9	31	SMC Junior Motorsport	Alfonso Colomina Fajardo		PEUGEOT 308 Racing Cup	7	3	10	38.50	18:23.355	125.6
10	48	SMC Junior Motorsport	Rafael Rodriguez Novillo		RENAULT CLIO CUP IV	6	1	SMC 10	38.50	18:30.592	124.7
11	17	C.D.E. ÚLTIMA VUELTA	Francisco Perez Sierra		PEUGEOT RCZ Racing Cup	6	2	10	38.50	18:31.979	124.6
12	66	C.D.E. ÚLTIMA VUELTA	José Alberto Vila Sainz		PEUGEOT 207 LW THP	5	1	10	38.50	18:32.159	124.6
13	29	R A C E	Borja Hormigos Nicolas	<b>Héctor Hernández Benito</b>	MINI Cooper	6	3	10	38.50	18:38.232	123.9
14	47	SMC Junior Motorsport	José A. Rueda Ortiz		RENAULT CLIO CUP IV	6	4	SMC 10	38.50	18:38.638	123.9
15	27	SMC Junior Motorsport	Iñigo Moreno De Cala		RENAULT CLIO CUP IV	6	5	SMC 10	38.50	18:39.414	123.8
16	15	SMC Junior Motorsport	Juan Carlos Esteban Garcia		RENAULT CLIO CUP IV	6	6	SMC 10	38.50	18:39.565	123.7
17	34	R A C E	Eloy Iñigo Varas		SEAT LEON MK 1	6	7	9	34.65	16:50.008	123.5
18	28	SMC Junior Motorsport	Alejandro Geppert Romero		RENAULT CLIO CUP III	5	2	SMC 9	34.65	17:00.991	122.1
19	21	R A C E	Pedro J. Herraiz Alijas		RENAULT CLIO CUP III	5	3	SMC 9	34.65	17:06.857	121.4
20	39	C.D.E. ÚLTIMA VUELTA	Julio Ortiz Alonso		PEUGEOT RCZ Racing Cup	6	8	9	34.65	17:09.045	121.2
21	50	A.E.C.D.	Tomás Moreno Garcia		MERCEDES Benz 190 E	CL	1	9	34.65	17:29.304	118.8
22	37	A.E.C.D.	Juan Carlos Zorrilla Hierro		PORSCHE 968 CS	CL	2	9	34.65	17:29.485	118.8
23	18	EFICAR TEAM	Juan Carlos Lopez Olmo		MERCEDES Benz 190	CL	3	9	34.65	17:41.574	117.5
24	20	JAVIER FERNANDEZ RODRI	Javier Fernandez Rodrigo		KTM X-BOW GT4	9	3	9	34.65	17:51.035	116.4
25	38	EFICAR TEAM	Fco. Javier Rodriguez Rodrigu		MINI Cooper	5	4	9	34.65	18:00.062	115.4
26	13	C.D.E. ÚLTIMA VUELTA	Luis Ruiz Moya		SEAT LEON MK 2	7	4	9	34.65	18:38.964	111.4
27	8	A.E.C.D.	Pedro Moriyon Diez-Canedo		PORSCHE 968 CS	CL	4	9	34.65	18:46.022	110.7
28	10	CLUB JARAMA SPORT	Busian Fontan Alcalde		RENAULT CLIO CUP III	5	5	SMC 8	30.80	15:27.424	119.5
29	4	EFICAR TEAM	Manuel Gonzalez De La Torre		PORSCHE 911 S	CL	5	8	30.80	17:12.531	107.3







# Circuito del Jarama

División 2

2ª Carrera

Tiempos Por Vuelta



1	1 Gonzalo M. De Andres	PEUGEOT 308 TCR	6	1 Francisco Comendador Romero	SUBARU WRX Sti
8	2	SMC Junior Motorsport	7	2	C.D.E. DEYSCOM SPORT

Vta	D	Tiempo	Sector 1	Sector 2	Sector 3	V.Max	Elapsed	Vta	D	Tiempo	Sector 1	Sector 2	Sector 3	V.Max	Elapsed
1		1:44.032	42.550	33.662	27.820	206.8	1:44.032	1		1:55.560	49.050	36.883	29.627	179.1	1:55.560
2		1:39.653	38.816	32.964	27.873	221.3	3:23.685	2		1:44.591	40.683	34.601	29.307	208.0	3:40.151
3		1:39.501	38.677	32.910	27.914	224.5	5:03.186	3		1:45.151	41.087	34.638	29.426	206.8	5:25.302
4		1:40.237	38.825	33.266	28.146	219.5	6:43.423	4		1:44.618	40.437	34.679	29.502	213.8	7:09.920
5		1:41.371	39.629	33.596	28.146	224.5	8:24.794	5		1:42.920	39.866	34.299	28.755	216.8	8:52.840
6		1:40.099	38.797	33.131	28.171	232.7	10:04.893	6		1:43.666	40.068	34.511	29.087	221.3	10:36.506
7		1:41.824	39.776	33.292	28.756	225.9	11:46.717	7		1:46.247	40.193	36.798	29.256	218.1	12:22.753
8		1:41.346	39.589	33.436	28.321	225.4	13:28.063	8		1:44.233	39.917	35.105	29.211	220.4	14:06.986
9		1:41.592	39.298	33.679	28.615	223.1	15:09.655	9		1:45.842	39.988	36.161	29.693	217.7	15:52.828
10		1:42.527	39.516	33.819	29.192	224.0	16:52.182	10		1:45.647	39.920	35.899	29.828	216.8	17:38.475

2	1 Ismael Arquero Saz	KTM X-BOW GT4	8	1 Pedro Moriyon Diez-Canedo	PORSCHE 968 CS
9	2	C.D.E. ÚLTIMA VUELTA	CL	2	A.E.C.D.

Vta	D	Tiempo	Sector 1	Sector 2	Sector 3	V.Max	Elapsed	Vta	D	Tiempo	Sector 1	Sector 2	Sector 3	V.Max	Elapsed
1		1:48.737	46.594	34.170	27.973	227.8	1:48.737	1		2:16.740	58.298	43.182	35.260	159.7	2:16.740
2		1:38.902	38.547	32.400	27.955	234.2	3:27.639	2		2:03.901	47.991	42.190	33.720	180.3	4:20.641
3		1:40.021	39.005	32.511	28.505	233.2	5:07.660	3		2:01.127	46.447	41.019	33.661	177.3	6:21.768
4		1:39.755	38.726	32.709	28.320	228.8	6:47.415	4		2:01.685	46.333	41.022	34.330	168.4	8:23.453
5		1:39.073	38.751	32.700	27.622	230.7	8:26.488	5		2:03.511	47.945	41.803	33.763	171.9	10:26.964
6		1:39.085	38.266	32.739	28.080	235.8	10:05.573	6		2:06.065	46.866	42.864	36.335	173.6	12:33.029
7		1:39.030	38.558	32.443	28.029	234.7	11:44.603	7		2:02.353	47.346	41.260	33.747	177.0	14:35.382
8		1:39.329	38.655	32.694	27.980	234.7	13:23.932	8		2:02.906	46.882	41.123	34.901	176.4	16:38.288
9		1:40.941	39.811	33.064	28.066	234.7	15:04.873	9		2:07.734	47.564	44.736	35.434	182.7	18:46.022
10		1:42.872	39.204	33.187	30.481	231.2	16:47.745								

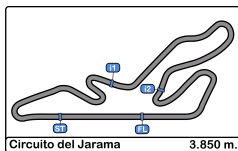
4	1 Manuel Gonzalez De La Torre	PORSCHE 911 S	10	1 Busian Fontan Alcalde	RENAULT CLIO CUP III
CL	2	EFICAR TEAM	5	2	CLUB JARAMA SPORT

Vta	D	Tiempo	Sector 1	Sector 2	Sector 3	V.Max	Elapsed	Vta	D	Tiempo	Sector 1	Sector 2	Sector 3	V.Max	Elapsed
1		2:17.197	58.622	44.051	34.524	160.4	2:17.197	1		2:05.082	54.174	39.323	31.585	182.4	2:05.082
2		2:05.045	48.161	42.745	34.139	181.8	4:22.242	2		1:53.909	44.449	37.988	31.472	193.8	3:58.991
3		2:06.483	47.635	42.987	35.861	177.6	6:28.725	3		1:51.824	43.127	37.508	31.189	200.0	5:50.815
4		2:09.100	48.479	44.902	35.719	175.6	8:37.825	4		1:51.780	42.664	37.996	31.120	197.8	7:42.595
5		2:09.283	48.140	44.402	36.741	163.6	10:47.108	5		1:51.527	42.848	37.413	31.266	198.8	9:34.122
6		2:09.443	49.103	44.591	35.749	159.5	12:56.551	6		1:51.625	42.834	37.521	31.270	196.3	11:25.747
7		2:06.979	48.414	43.165	35.400	174.4	15:03.530	7		1:53.632	43.552	37.960	32.120	196.7	13:19.379
8		2:09.001	48.638	43.930	36.433	162.1	17:12.531	8		2:08.045 P	43.242	38.262	46.541	194.9	15:27.424

5	1 Enrique Hernando Alonso	PEUGEOT 308 TCR	12	1 Oscar Bartol Leclere	SEAT LEON MK 2
8	2	RACE	7	2	OSCAR BARTOL LECLERE

Vta	D	Tiempo	Sector 1	Sector 2	Sector 3	V.Max	Elapsed	Vta	D	Tiempo	Sector 1	Sector 2	Sector 3	V.Max	Elapsed
1		2:06.453	59.007	38.053	29.393	104.5	2:06.453	1		1:56.178	49.468	36.818	29.892	183.0	1:56.178
2		1:48.156	42.155	36.955	29.046	218.6	3:54.609	2		1:46.941	41.641	35.609	29.691	214.2	3:43.119
3		1:43.739	40.061	34.680	28.998	229.2	5:38.348	3		1:46.783	41.199	35.893	29.691	211.7	5:29.902
4		1:44.948	40.506	35.082	29.360	225.9	7:23.296	4		1:46.648	41.431	35.574	29.643	214.7	7:16.550
5		1:44.586	40.707	34.384	29.495	227.8	9:07.882	5		1:46.626	41.399	35.441	29.786	208.4	9:03.176
6		1:45.511	41.178	34.663	29.670	226.8	10:53.393	6		1:46.450	40.987	35.283	30.180	213.4	10:49.626
7		1:46.786	41.553	35.174	30.059	225.9	12:40.179	7		1:47.384	41.381	35.912	30.091	195.2	12:37.010
8		1:49.628	42.243	36.395	30.990	216.8	14:29.807	8		1:47.904	41.707	35.607	30.590	199.2	14:24.914
9		1:53.307	43.520	37.599	32.188	183.3	16:23.114	9		1:49.406	42.320	36.017	31.069	194.2	16:14.320
10		1:57.740	45.069	39.582	33.089	183.0	18:20.854	10		1:52.418	43.121	36.750	32.547	176.7	18:06.738





# Circuito del Jarama

División 2

2ª Carrera

Tiempos Por Vuelta



**13** 1 Luis Ruiz Moya SEAT LEON MK 2 **18** 1 Juan Carlos Lopez Olmo MERCEDES Benz 190  
 7 2 C.D.E. ÚLTIMA VUELTA CL 2 EFICAR TEAM

Vta	D	Tiempo	Sector 1	Sector 2	Sector 3	V.Max	Elapsed	Vta	D	Tiempo	Sector 1	Sector 2	Sector 3	V.Max	Elapsed
1		2:37.210	55.196	1:09.327	32.687	176.7	2:37.210	1		2:17.539	1:03.247	41.065	33.227	96.7	2:17.539
2		2:00.932 P	43.352	36.686	40.894	187.1	4:38.142	2		1:59.981	47.067	40.566	32.348	172.5	4:17.520
3		2:12.243	1:03.180	37.816	31.247	100.5	6:50.385	3		1:54.441	44.460	38.061	31.920	182.4	6:11.961
4		1:50.972	43.260	36.854	30.858	206.1	8:41.357	4		1:54.463	44.154	38.213	32.096	200.3	8:06.424
5		1:51.486	43.678	37.238	30.570	200.0	10:32.843	5		1:55.062	44.787	38.171	32.104	191.4	10:01.486
6		2:21.972	43.450	38.341	1:00.181	210.1	12:54.815	6		1:55.689	45.460	38.098	32.131	195.2	11:57.175
7		1:58.165	46.993	39.157	32.015	168.7	14:52.980	7		1:54.049	44.048	37.934	32.067	198.5	13:51.224
8		1:53.413	44.699	37.439	31.275	202.2	16:46.393	8		1:54.788	44.169	38.480	32.139	201.8	15:46.012
9		1:52.571	43.240	37.689	31.642	206.8	18:38.964	9		1:55.562	44.082	39.529	31.951	200.0	17:41.574

**15** 1 Juan Carlos Esteban Garcia RENAULT CLIO CUP IV **20** 1 Javier Fernandez Rodrigo KTM X-BOW GT4  
 6 2 SMC Junior Motorsport 9 2 JAVIER FERNANDEZ RODRIGO

Vta	D	Tiempo	Sector 1	Sector 2	Sector 3	V.Max	Elapsed	Vta	D	Tiempo	Sector 1	Sector 2	Sector 3	V.Max	Elapsed
1		2:12.196	1:00.862	39.754	31.580	192.8	2:12.196	1		2:23.558 P	50.117	47.134	46.307	200.7	2:23.558
2		1:49.348	41.920	36.996	30.432	204.9	4:01.544	2		3:05.121	1:59.233	35.880	30.008	84.6	5:28.679
3		1:50.585	42.102	37.071	31.412	206.5	5:52.129	3		1:46.501	41.127	35.506	29.868	202.6	7:15.180
4		1:48.925	41.844	36.733	30.348	192.5	7:41.054	4		1:45.924	41.196	35.177	29.551	205.7	9:01.104
5		1:48.218	41.573	36.312	30.333	206.8	9:29.272	5		1:46.597	41.080	35.742	29.775	206.8	10:47.701
6		1:48.367	41.499	36.263	30.605	207.2	11:17.639	6		1:45.555	40.558	35.241	29.756	209.3	12:33.256
7		1:49.178	41.822	36.612	30.744	210.5	13:06.817	7		1:46.000	41.329	35.216	29.455	205.7	14:19.256
8		1:50.147	42.649	37.016	30.482	208.0	14:56.964	8		1:45.648	40.866	35.275	29.507	207.2	16:04.904
9		1:51.403	42.351	37.721	31.331	208.4	16:48.367	9		1:46.131	40.915	35.874	29.342	204.1	17:51.035
10		1:51.198	42.262	37.952	30.984	203.0	18:39.565								

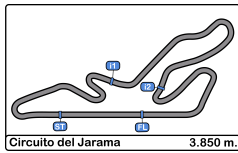
**16** 1 Eugeniy Leonov CUPRA TCR **21** 1 Pedro J. Herraiz Alijas RENAULT CLIO CUP III  
 8 2 VOLCANO MOTORSPORT 5 2 R A C E

Vta	D	Tiempo	Sector 1	Sector 2	Sector 3	V.Max	Elapsed	Vta	D	Tiempo	Sector 1	Sector 2	Sector 3	V.Max	Elapsed
1		1:44.302	42.921	33.462	27.919	210.9	1:44.302	1		2:06.296	53.991	40.622	31.683	193.2	2:06.296
2		1:39.844	38.941	32.931	27.972	236.8	3:24.146	2		1:53.223	43.717	38.017	31.489	203.3	3:59.519
3		1:39.847	38.799	32.842	28.206	234.2	5:03.993	3		1:52.265	43.442	37.359	31.464	202.6	5:51.784
4		1:39.797	38.659	32.963	28.175	235.8	6:43.790	4		1:53.026	43.507	38.070	31.449	202.6	7:44.810
5		1:41.599	39.444	33.828	28.327	238.4	8:25.389	5		1:51.809	42.854	37.426	31.529	202.6	9:36.619
6		1:41.190	39.026	33.378	28.786	236.3	10:06.579	6		1:52.915	43.336	38.154	31.425	201.1	11:29.534
7		1:41.436	39.597	32.890	28.949	234.2	11:48.015	7		1:51.266	42.546	37.339	31.381	200.3	13:20.800
8		1:41.947	39.932	33.430	28.585	237.8	13:29.962	8		1:52.645	43.378	37.687	31.580	201.8	15:13.445
9		1:43.136	39.778	34.069	29.289	228.8	15:13.098	9		1:53.412	43.674	37.938	31.800	194.2	17:06.857
10		1:42.811	39.625	34.226	28.960	236.8	16:55.909								

**17** 1 Francisco Perez Sierra PEUGEOT RCZ Racing Cup **27** 1 Iñigo Moreno De Cala RENAULT CLIO CUP IV  
 6 2 C.D.E. ÚLTIMA VUELTA 6 2 SMC Junior Motorsport

Vta	D	Tiempo	Sector 1	Sector 2	Sector 3	V.Max	Elapsed	Vta	D	Tiempo	Sector 1	Sector 2	Sector 3	V.Max	Elapsed
1		1:57.915	50.055	37.758	30.102	180.9	1:57.915	1		2:03.808	52.487	39.623	31.698	177.0	2:03.808
2		1:48.976	41.632	36.229	31.115	212.5	3:46.891	2		1:52.410	43.908	37.174	31.328	197.8	3:56.218
3		1:48.582	42.165	35.981	30.436	203.0	5:35.473	3		1:50.586	42.315	36.786	31.485	204.5	5:46.804
4		1:50.276	42.171	37.277	30.828	210.5	7:25.749	4		1:50.238	42.512	36.902	30.824	201.8	7:37.042
5		1:50.309	42.472	36.802	31.035	205.7	9:16.058	5		1:49.928	42.306	36.948	30.674	206.5	9:26.970
6		1:51.571	42.976	37.531	31.064	204.9	11:07.629	6		1:49.164	41.898	36.465	30.801	206.8	11:16.134
7		1:50.242	42.676	36.588	30.978	201.8	12:57.871	7		1:49.917	42.191	36.972	30.754	208.0	13:06.051
8		1:51.533	43.344	36.661	31.528	204.9	14:49.404	8		1:50.039	42.132	37.163	30.744	207.6	14:56.090
9		1:51.784	43.079	37.396	31.309	209.7	16:41.188	9		1:51.779	42.392	38.165	31.222	208.8	16:47.869
10		1:50.791	43.337	36.520	30.934	201.1	18:31.979	10		1:51.545	42.409	37.964	31.172	206.1	18:39.414





# Circuito del Jarama

División 2

2ª Carrera

Tiempos Por Vuelta



<b>28</b>	1 Alejandro Geppert Romero	RENAULT CLIO CUP III	<b>34</b>	1 Eloy Iñigo Varas	SEAT LEON MK 1
5	2	SMC Junior Motorsport	6	2	R A C E

Vta	D	Tiempo	Sector 1	Sector 2	Sector 3	V.Max	Elapsed	Vta	D	Tiempo	Sector 1	Sector 2	Sector 3	V.Max	Elapsed
1		2:06.618	55.098	40.174	31.346	186.5	2:06.618	1		2:03.428	51.800	39.418	32.210	184.6	2:03.428
2		1:53.079	43.695	38.222	31.162	197.8	3:59.697	2		1:53.980	44.545	38.301	31.134	196.7	3:57.408
3		1:52.741	43.509	38.067	31.165	203.0	5:52.438	3		1:49.872	42.363	36.965	30.544	208.0	5:47.280
4		1:52.057	43.090	37.473	31.494	201.8	7:44.495	4		1:50.841	42.519	36.949	31.373	199.2	7:38.121
5		1:50.550	42.384	37.113	31.053	200.3	9:35.045	5		1:49.235	41.863	36.690	30.682	208.8	9:27.356
6		1:50.984	42.388	37.465	31.131	201.8	11:26.029	6		1:49.288	42.253	36.237	30.798	217.7	11:16.644
7		1:51.722	43.226	37.432	31.064	201.8	13:17.751	7		1:49.833	42.199	37.032	30.602	204.9	13:06.477
8		1:51.298	42.589	37.590	31.119	197.8	15:09.049	8		1:50.208	42.429	37.197	30.582	206.5	14:56.685
9		1:51.942	43.055	37.613	31.274	197.0	17:00.991	9		1:53.323	42.344	38.897	32.082	206.5	16:50.008

<b>29</b>	1 Borja Hormigos Nicolas	MINI Cooper	<b>37</b>	1 Juan Carlos Zorrilla Hierro	PORSCHE 968 CS
6	2 Héctor Hernández Benito	R A C E	CL	2	A.E.C.D.

Vta	D	Tiempo	Sector 1	Sector 2	Sector 3	V.Max	Elapsed	Vta	D	Tiempo	Sector 1	Sector 2	Sector 3	V.Max	Elapsed
1	2	2:04.247	52.771	39.904	31.572	180.6	2:04.247	1		2:12.005	56.489	41.813	33.703	160.2	2:12.005
2	2	1:53.383	43.949	38.630	30.804	204.1	3:57.630	2		1:56.158	44.777	39.014	32.367	179.4	4:08.163
3	2	1:49.367	41.689	36.838	30.840	215.1	5:46.997	3		1:54.434	43.966	38.642	31.826	184.3	6:02.597
4	2	1:49.409	41.830	36.794	30.785	213.0	7:36.406	4		1:54.959	43.701	39.168	32.090	197.4	7:57.556
5	2	1:48.807	42.154	36.277	30.376	210.1	9:25.213	5		1:55.844	44.017	39.014	32.813	187.5	9:53.400
6	2	1:48.978	42.009	36.557	30.412	210.5	11:14.191	6		1:55.364	43.543	38.778	33.043	196.0	11:48.764
7	2	1:50.259	42.931	37.018	30.310	208.8	13:04.450	7		1:53.759	43.820	38.328	31.611	186.8	13:42.523
8	2	1:50.702	42.617	37.531	30.554	213.8	14:55.152	8		1:53.475	43.474	38.428	31.573	203.3	15:35.998
9	2	1:52.320	42.716	38.742	30.862	212.1	16:47.472	9		1:53.487	43.214	38.551	31.722	204.5	17:29.485
10	2	1:50.760	42.343	37.830	30.587	204.9	18:38.232								

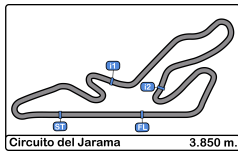
<b>31</b>	1 Alfonso Colomina Fajardo	PEUGEOT 308 Racing Cup	<b>38</b>	1 Fco. Javier Rodriguez Rodriguez	MINI Cooper
7	2	SMC Junior Motorsport	5	2	EFICAR TEAM

Vta	D	Tiempo	Sector 1	Sector 2	Sector 3	V.Max	Elapsed	Vta	D	Tiempo	Sector 1	Sector 2	Sector 3	V.Max	Elapsed
1		2:01.163	50.031	40.507	30.625	185.2	2:01.163	1		2:13.384	57.067	41.859	34.458	177.9	2:13.384
2		1:50.186	42.702	37.115	30.369	211.3	3:51.349	2		1:58.440	45.101	40.146	33.193	191.8	4:11.824
3		1:48.742	41.680	36.418	30.644	207.6	5:40.091	3		1:57.608	44.890	39.587	33.131	192.1	6:09.432
4		1:49.350	42.478	36.480	30.392	213.8	7:29.441	4		1:57.025	44.500	39.478	33.047	192.8	8:06.457
5		1:48.066	41.821	35.871	30.374	212.5	9:17.507	5		1:58.377	45.531	39.730	33.116	192.8	10:04.834
6		1:50.385	42.264	37.073	31.048	204.9	11:07.892	6		1:57.813	45.225	39.451	33.137	182.1	12:02.647
7		1:48.467	41.608	36.205	30.654	216.0	12:56.359	7		1:57.087	44.575	39.571	32.941	193.8	13:59.734
8		1:49.035	42.234	36.166	30.635	206.5	14:45.394	8		2:00.327	44.427	42.564	33.336	193.2	16:00.061
9		1:49.158	41.771	36.830	30.557	209.7	16:34.552	9		2:00.001	44.731	41.736	33.534	193.2	18:00.062
10		1:48.803	41.976	36.022	30.805	214.7	18:23.355								

<b>33</b>	1 Juan Fco. Gastañaga Martinez	CUPRA TCR	<b>39</b>	1 Julio Ortiz Alonso	PEUGEOT RCZ Racing Cup
8	2	SMC Junior Motorsport	6	2	C.D.E. ÚLTIMA VUELTA

Vta	D	Tiempo	Sector 1	Sector 2	Sector 3	V.Max	Elapsed	Vta	D	Tiempo	Sector 1	Sector 2	Sector 3	V.Max	Elapsed
1		1:55.428	48.591	36.975	29.862	192.8	1:55.428	1		2:04.489	53.073	39.920	31.496	169.5	2:04.489
2		1:47.245	42.118	35.409	29.718	219.0	3:42.673	2		1:53.303	43.908	38.777	30.618	179.1	3:57.792
3		1:47.109	41.187	35.964	29.958	213.8	5:29.782	3		1:49.614	42.269	37.015	30.330	181.5	5:47.406
4		1:46.470	41.163	35.550	29.757	213.4	7:16.252	4		1:56.736 P	42.801	36.885	37.050	177.3	7:44.142
5		1:46.188	41.034	35.535	29.619	214.2	9:02.440	5		2:07.230	59.632	36.881	30.717	104.1	9:51.372
6		1:45.819	40.670	35.549	29.600	204.5	10:48.259	6		1:49.452	42.037	36.990	30.425	194.5	11:40.824
7		1:47.195	41.105	35.770	30.320	195.6	12:35.454	7		1:50.875	42.928	37.129	30.818	194.2	13:31.699
8		1:46.243	41.490	35.112	29.641	195.2	14:21.697	8		1:48.371	41.623	36.396	30.352	189.4	15:20.070
9		1:46.307	40.978	35.618	29.711	204.9	16:08.004	9		1:48.975	42.128	36.286	30.561	197.8	17:09.045
10		1:48.559	40.969	36.811	30.779	206.1	17:56.563								





# Circuito del Jarama

División 2

2ª Carrera

Tiempos Por Vuelta



<b>45</b>	1	Fernando Navarrete Perdices	PORSCHE 911 GT3 R	<b>66</b>	1	José Alberto Vila Sainz	PEUGEOT 207 LW THP
9	2		SMC Junior Motorsport	5	2		C.D.E. ÚLTIMA VUELTA

Vta	D	Tiempo	Sector 1	Sector 2	Sector 3	V.Max	Elapsed	Vta	D	Tiempo	Sector 1	Sector 2	Sector 3	V.Max	Elapsed
1		1:50.996	46.119	35.393	29.484	195.2	1:50.996	1		2:02.694	52.000	39.446	31.248	183.3	2:02.694
2		1:45.837	40.599	35.008	30.230	225.4	3:36.833	2		1:48.949	42.201	36.504	30.244	204.1	3:51.643
3		1:45.479	40.907	34.875	29.697	224.5	5:22.312	3		1:49.678	42.239	36.562	30.877	203.0	5:41.321
4		1:44.205	40.176	34.689	29.340	240.5	7:06.517	4		1:51.213	43.099	37.069	31.045	190.8	7:32.534
5		1:44.781	40.301	34.896	29.584	230.2	8:51.298	5		1:51.069	42.951	37.241	30.877	188.4	9:23.603
6		1:44.732	40.012	35.039	29.681	242.6	10:36.030	6		1:49.857	42.611	36.753	30.493	193.5	11:13.460
7		1:46.350	40.448	36.306	29.596	244.8	12:22.380	7		1:50.338	43.762	36.301	30.275	193.8	13:03.798
8		1:44.179	39.977	34.722	29.480	243.2	14:06.559	8		1:50.202	43.186	36.472	30.544	198.8	14:54.000
9		1:45.847	40.189	35.921	29.737	238.4	15:52.406	9		1:49.392	42.613	36.315	30.464	198.1	16:43.392
10		1:44.953	40.027	35.134	29.792	241.6	17:37.359	10		1:48.767	42.423	35.946	30.398	203.7	18:32.159

<b>47</b>	1	José A. Rueda Ortiz	RENAULT CLIO CUP IV
6	2		SMC Junior Motorsport

Vta	D	Tiempo	Sector 1	Sector 2	Sector 3	V.Max	Elapsed
1		2:03.582	52.173	39.485	31.924	178.2	2:03.582
2		1:51.121	43.107	37.059	30.955	198.8	3:54.703
3		1:50.413	42.478	37.024	30.911	203.0	5:45.116
4		1:51.174	42.842	37.188	31.144	195.6	7:36.290
5		1:49.955	42.473	36.737	30.745	200.0	9:26.245
6		1:49.400	42.073	36.531	30.796	205.7	11:15.645
7		1:49.955	42.323	36.731	30.901	205.3	13:05.600
8		1:49.876	42.314	36.934	30.628	208.0	14:55.476
9		1:51.658	42.449	38.322	30.887	207.6	16:47.134
10		1:51.504	42.836	37.774	30.894	204.5	18:38.638

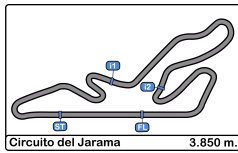
<b>48</b>	1	Rafael Rodriguez Novillo	RENAULT CLIO CUP IV
6	2		SMC Junior Motorsport

Vta	D	Tiempo	Sector 1	Sector 2	Sector 3	V.Max	Elapsed
1		1:59.165	51.318	37.345	30.502	187.1	1:59.165
2		1:49.308	41.893	36.830	30.585	203.3	3:48.473
3		1:49.553	42.103	36.762	30.688	200.7	5:38.026
4		1:49.250	42.139	36.587	30.524	200.7	7:27.276
5		1:48.959	41.960	36.516	30.483	199.6	9:16.235
6		1:52.393	43.020	38.062	31.311	196.7	11:08.628
7		1:50.038	42.163	37.037	30.838	199.6	12:58.666
8		1:51.081	42.866	37.014	31.201	200.0	14:49.747
9		1:51.658	42.882	37.664	31.112	202.6	16:41.405
10		1:49.187	42.201	36.512	30.474	201.8	18:30.592

<b>50</b>	1	Tomás Moreno Garcia	MERCEDES Benz 190 E
CL	2		A.E.C.D.

Vta	D	Tiempo	Sector 1	Sector 2	Sector 3	V.Max	Elapsed
1		2:08.605	55.359	41.050	32.196	174.7	2:08.605
2		1:55.246	43.905	38.984	32.357	198.5	4:03.851
3		1:54.626	43.996	38.546	32.084	197.8	5:58.477
4		1:54.788	43.696	38.876	32.216	196.7	7:53.265
5		1:55.478	44.293	38.905	32.280	194.9	9:48.743
6		1:55.009	44.190	38.636	32.183	194.5	11:43.752
7		1:56.077	45.240	38.654	32.183	197.4	13:39.829
8		1:54.627	43.761	38.616	32.250	196.3	15:34.456
9		1:54.848	43.938	38.694	32.216	194.9	17:29.304





# Circuito del Jarama

## División 2

### 2ª Carrera

#### Análisis



Num	Tiempo Vta.	Dif. 1º
-----	-------------	---------

#### Vta 1

1	1:44.032	
16	1:44.302	00.270
2	1:48.737	04.705
45	1:50.996	06.964
33	1:55.428	11.396
6	1:55.560	11.528
12	1:56.178	12.146
17	1:57.915	13.883
48	1:59.165	15.133
31	2:01.163	17.131
66	2:02.694	18.662
34	2:03.428	19.396
47	2:03.582	19.550
27	2:03.808	19.776
29	2:04.247	20.215
39	2:04.489	20.457
10	2:05.082	21.050
21	2:06.296	22.264
5	2:06.453	22.421
28	2:06.618	22.586
50	2:08.605	24.573
37	2:12.005	27.973
15	2:12.196	28.164
38	2:13.384	29.352
8	2:16.740	32.708
4	2:17.197	33.165
18	2:17.539	33.507
20	2:23.558	39.526
13	2:37.210	53.178

Num	Tiempo Vta.	Dif. 1º
-----	-------------	---------

#### Vta 2

1	1:39.653	
16	1:39.844	00.461
2	1:38.902	03.954
45	1:45.837	13.148
6	1:44.591	16.466
33	1:47.245	18.988
12	1:46.941	19.434
17	1:48.976	23.206

48	1:49.308	24.788
31	1:50.186	27.664
66	1:48.949	27.958
5	1:48.156	30.924
47	1:51.121	31.018
27	1:52.410	32.533
34	1:53.980	33.723
29	1:53.383	33.945
39	1:53.303	34.107
10	1:53.909	35.306
21	1:53.223	35.834
28	1:53.079	36.012
15	1:49.348	37.859
50	1:55.246	40.166
37	1:56.158	44.478
38	1:58.440	48.139
18	1:59.981	53.835
8	2:03.901	56.956
4	2:05.045	58.557
13	2:00.932	1:14.457

Num	Tiempo Vta.	Dif. 1º
-----	-------------	---------

#### Vta 3

1	1:39.501	
16	1:39.847	00.807
2	1:40.021	04.474
45	1:45.479	19.126
6	1:45.151	22.116
20	3:05.121	1 Lap
33	1:47.109	26.596
12	1:46.783	26.716
17	1:48.582	32.287
48	1:49.553	34.840
5	1:43.739	35.162
31	1:48.742	36.905
66	1:49.678	38.135
47	1:50.413	41.930
27	1:50.586	43.618
29	1:49.367	43.811
34	1:49.872	44.094
39	1:49.614	44.220
10	1:51.824	47.629

21	1:52.265	48.598
15	1:50.585	48.943
28	1:52.741	49.252
50	1:54.626	55.291
37	1:54.434	59.411
38	1:57.608	1:06.246
18	1:54.441	1:08.775
8	2:01.127	1:18.582
4	2:06.483	1:25.539

Num	Tiempo Vta.	Dif. 1º
-----	-------------	---------

#### Vta 4

1	1:40.237	
16	1:39.797	00.367
2	1:39.755	03.992
13	2:12.243	1 Lap
45	1:44.205	23.094
6	1:44.618	26.497
20	1:46.501	1 Lap
33	1:46.470	32.829
12	1:46.648	33.127
5	1:44.948	39.873
17	1:50.276	42.326
48	1:49.250	43.853
31	1:49.350	46.018
66	1:51.213	49.111
47	1:51.174	52.867
29	1:49.409	52.983
27	1:50.238	53.619
34	1:50.841	54.698
15	1:48.925	57.631
10	1:51.780	59.172
39	1:56.736	1:00.719
28	1:52.057	1:01.072
21	1:53.026	1:01.387
50	1:54.788	1:09.842
37	1:54.959	1:14.133
18	1:54.463	1:23.001
38	1:57.025	1:23.034
8	2:01.685	1:40.030

Num	Tiempo Vta.	Dif. 1º
-----	-------------	---------

#### Vta 5

1	1:40.099	
2	1:39.085	00.680
16	1:41.190	01.686
8	2:03.511	1 Lap
13	1:51.486	1 Lap
45	1:44.732	31.137
6	1:43.666	31.613
4	2:09.283	1 Lap
20	1:46.597	1 Lap
33	1:45.819	43.366
12	1:46.450	44.733

1	1:41.371	
16	1:41.599	00.595
2	1:39.073	01.694
4	2:09.100	1 Lap
13	1:50.972	1 Lap
45	1:44.781	26.504
6	1:42.920	28.046
20	1:45.924	1 Lap
33	1:46.188	37.646
12	1:46.626	38.382
5	1:44.586	43.088
17	1:50.309	51.264
48	1:48.959	51.441
31	1:48.066	52.713
66	1:51.069	58.809
29	1:48.807	1:00.419
47	1:49.955	1:01.451
27	1:49.928	1:02.176
34	1:49.235	1:02.562
15	1:48.218	1:04.478
10	1:51.527	1:09.328
28	1:50.550	1:10.251
21	1:51.809	1:11.825
50	1:55.478	1:23.949
39	2:07.230	1:26.578
37	1:55.844	1:28.606
18	1:55.062	1:36.692
38	1:58.377	1:40.040

5	1:45.511	48.500
17	1:51.571	1:02.736
31	1:50.385	1:02.999
48	1:52.393	1:03.735
66	1:49.857	1:08.567
29	1:48.978	1:09.298
47	1:49.400	1:10.752
27	1:49.164	1:11.241
34	1:49.288	1:11.751
15	1:48.367	1:12.746
10	1:51.625	1:20.854
28	1:50.984	1:21.136
21	1:52.915	1:24.641
39	1:49.452	1:35.931
50	1:55.009	1:38.859

Num	Tiempo Vta.	Dif. 1º
-----	-------------	---------

#### Vta 6

2	1:39.030	
1	1:41.824	02.114
16	1:41.436	03.412
37	1:55.364	1 Lap
18	1:55.689	1 Lap
38	1:57.813	1 Lap
45	1:46.350	37.777
6	1:46.247	38.150
8	2:06.065	1 Lap
20	1:45.555	1 Lap
33	1:47.195	50.851
12	1:47.384	52.407
5	1:46.786	55.576
13	2:21.972	1 Lap
31	1:48.467	1:11.756
4	2:09.443	1 Lap
17	1:50.242	1:13.268
48	1:50.038	1:14.063
66	1:50.338	1:19.195
29	1:50.259	1:19.847
47	1:49.955	1:20.997
27	1:49.917	1:21.448
34	1:49.833	1:21.874
15	1:49.178	1:22.214

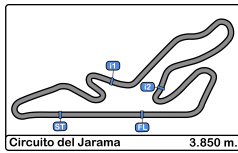
Num	Tiempo Vta.	Dif. 1º
-----	-------------	---------

#### Vta 7

1	1:40.099	
2	1:39.085	00.680
16	1:41.190	01.686
8	2:03.511	1 Lap
13	1:51.486	1 Lap
45	1:44.732	31.137
6	1:43.666	31.613
4	2:09.283	1 Lap
20	1:46.597	1 Lap
33	1:45.819	43.366
12	1:46.450	44.733







# Circuito del Jarama

## División 2

### 2ª Carrera

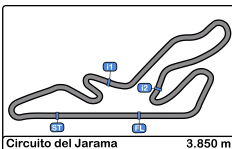
#### Análisis



Num	Tiempo Vta.	Dif. 1º	Num	Tiempo Vta.	Laps	Num	Tiempo Vta.	Laps
28	1:51.722	1:33.148	37	1:53.475	1 Lap	17	1:50.791	1:44.234
10	1:53.632	1:34.776	18	1:54.788	1 Lap	66	1:48.767	1:44.414
21	1:51.266	1:36.197	45	1:45.847	47.533	29	1:50.760	1:50.487
<b>Vta 8</b>			6	1:45.842	47.955	47	1:51.504	1:50.893
2	1:39.329		38	2:00.327	1 Lap	13	1:52.571	1 Lap
1	1:41.346	04.131	20	1:45.648	1 Lap	27	1:51.545	1:51.669
16	1:41.947	06.030	33	1:46.307	1:03.131	15	1:51.198	1:51.820
39	1:50.875	1 Lap	12	1:49.406	1:09.447	8	2:07.734	1 Lap
50	1:56.077	1 Lap	5	1:53.307	1:18.241			
37	1:53.759	1 Lap	31	1:49.158	1:29.679			
18	1:54.049	1 Lap	8	2:02.906	1 Lap			
38	1:57.087	1 Lap	17	1:51.784	1:36.315			
45	1:44.179	42.627	48	1:51.658	1:36.532			
6	1:44.233	43.054	66	1:49.392	1:38.519			
20	1:46.000	1 Lap	13	1:53.413	1 Lap			
33	1:46.243	57.765	47	1:51.658	1:42.261			
12	1:47.904	1:00.982	29	1:52.320	1:42.599			
5	1:49.628	1:05.875	<b>Vta 10</b>					
8	2:02.353	1 Lap	2	1:42.872				
31	1:49.035	1:21.462	27	1:51.779	1 Lap			
17	1:51.533	1:25.472	15	1:51.403	1 Lap			
48	1:51.081	1:25.815	34	1:53.323	1 Lap			
13	1:58.165	1 Lap	1	1:42.527	04.437			
66	1:50.202	1:30.068	16	1:42.811	08.164			
29	1:50.702	1:31.220	28	1:51.942	1 Lap			
47	1:49.876	1:31.544	21	1:53.412	1 Lap			
27	1:50.039	1:32.158	39	1:48.975	1 Lap			
34	1:50.208	1:32.753	4	2:09.001	2 Laps			
15	1:50.147	1:33.032	50	1:54.848	1 Lap			
4	2:06.979	1 Lap	37	1:53.487	1 Lap			
<b>Vta 9</b>			45	1:44.953	49.614			
2	1:40.941		6	1:45.647	50.730			
28	1:51.298	1 Lap	18	1:55.562	1 Lap			
1	1:41.592	04.782	20	1:46.131	1 Lap			
16	1:43.136	08.225	33	1:48.559	1:08.818			
21	1:52.645	1 Lap	38	2:00.001	1 Lap			
39	1:48.371	1 Lap	12	1:52.418	1:18.993			
10	2:08.045	1 Lap	5	1:57.740	1:33.109			
50	1:54.627	1 Lap	31	1:48.803	1:35.610			
			48	1:49.187	1:42.847			







# Circuito del Jarama

División 2

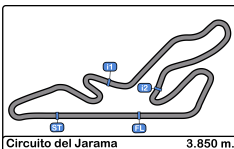
2ª Carrera

Mejores Sectores



Sector - 1				Sector - 2				Sector - 3				Vuelta Ideal vs Mejor Vuelta				
Clas	Nº	Piloto	Tiempo	Nº	Piloto	Tiempo	Nº	Piloto	Tiempo	Clas	Nº	Piloto	Vta. Ideal	Mejor V.	Clas	
1	2	Ismael Arquero Saz	38.266	2	Ismael Arquero Saz	32.400	2	Ismael Arquero Saz	27.622	1	2	Ismael Arquero Saz	1:38.288	1:38.902	1	
2	16	Eugeniy Leonov	38.659	16	Eugeniy Leonov	32.842	1	Gonzalo M. De Andres	27.820	2	1	Gonzalo M. De Andres	1:39.407	1:39.501	2	
3	1	Gonzalo M. De Andres	38.677	1	Gonzalo M. De Andres	32.910	16	Eugeniy Leonov	27.919	3	16	Eugeniy Leonov	1:39.420	1:39.797	3	
4	6	Francisco Comendador	39.866	6	Francisco Comendador	34.299	6	Francisco Comendador	28.755	4	6	Francisco Comendador	1:42.920	1:42.920	4	
5	45	Fernando Navarrete Perdices	39.977	5	Enrique Hernando Alonso	34.384	5	Enrique Hernando Alonso	28.998	5	5	Enrique Hernando Alonso	1:43.443	1:43.739	5	
6	5	Enrique Hernando Alonso	40.061	45	Fernando Navarrete Perdices	34.689	45	Fernando Navarrete Perdices	29.340	6	45	Fernando Navarrete Perdices	1:44.006	1:44.179	6	
7	20	Javier Fernandez Rodrigo	40.558	33	Juan Fco. Gastañaga	35.112	20	Javier Fernandez Rodrigo	29.342	7	20	Javier Fernandez Rodrigo	1:45.077	1:45.555	7	
8	33	Juan Fco. Gastañaga	40.670	20	Javier Fernandez Rodrigo	35.177	33	Juan Fco. Gastañaga	29.600	8	33	Juan Fco. Gastañaga	1:45.382	1:45.819	8	
9	12	Oscar Bartol Leclere	40.987	12	Oscar Bartol Leclere	35.283	12	Oscar Bartol Leclere	29.643	9	12	Oscar Bartol Leclere	1:45.913	1:46.450	9	
10	15	Juan Carlos Esteban Garcia	41.499	31	Alfonso Colomina Fajardo	35.871	17	Francisco Perez Sierra	30.102	10	17	Francisco Perez Sierra	1:47.715	1:48.582	13	
11	31	Alfonso Colomina Fajardo	41.608	66	José Alberto Vila Sainz	35.946	66	José Alberto Vila Sainz	30.244	11	31	Alfonso Colomina Fajardo	1:47.848	1:48.066	10	
12	39	Julio Ortiz Alonso	41.623	17	Francisco Perez Sierra	35.981	29	Hormigos Nicolas - Hernández	30.310	12	15	Juan Carlos Esteban Garcia	1:48.095	1:48.218	11	
13	17	Francisco Perez Sierra	41.632	34	Eloy Iñigo Varas	36.237	39	Julio Ortiz Alonso	30.330	13	39	Julio Ortiz Alonso	1:48.239	1:48.371	12	
14	29	Hormigos Nicolas - Hernández	41.689	15	Juan Carlos Esteban Garcia	36.263	15	Juan Carlos Esteban Garcia	30.333	14	29	Hormigos Nicolas - Hernández	1:48.276	1:48.807	15	
15	34	Eloy Iñigo Varas	41.863	29	Hormigos Nicolas - Hernández	36.277	31	Alfonso Colomina Fajardo	30.369	15	66	José Alberto Vila Sainz	1:48.391	1:48.767	14	
16	48	Rafael Rodriguez Novillo	41.893	39	Julio Ortiz Alonso	36.286	48	Rafael Rodriguez Novillo	30.474	16	34	Eloy Iñigo Varas	1:48.644	1:49.235	18	
17	27	Iñigo Moreno De Cala	41.898	27	Iñigo Moreno De Cala	36.465	34	Eloy Iñigo Varas	30.544	17	48	Rafael Rodriguez Novillo	1:48.879	1:48.959	16	
18	47	José A. Rueda Ortiz	42.073	48	Rafael Rodriguez Novillo	36.512	13	Luis Ruiz Moya	30.570	18	27	Iñigo Moreno De Cala	1:49.037	1:49.164	17	
19	66	José Alberto Vila Sainz	42.201	47	José A. Rueda Ortiz	36.531	47	José A. Rueda Ortiz	30.628	19	47	José A. Rueda Ortiz	1:49.232	1:49.400	19	
20	28	Alejandro Geppert	42.384	13	Luis Ruiz Moya	36.686	27	Iñigo Moreno De Cala	30.674	20	13	Luis Ruiz Moya	1:50.496	1:50.972	21	
21	21	Pedro J. Herraiz Alijas	42.546	28	Alejandro Geppert	37.113	28	Alejandro Geppert	31.053	21	28	Alejandro Geppert	1:50.550	1:50.550	20	
22	10	Busian Fontan Alcalde	42.664	21	Pedro J. Herraiz Alijas	37.339	10	Busian Fontan Alcalde	31.120	22	10	Busian Fontan Alcalde	1:51.197	1:51.527	23	
23	37	Juan Carlos Zorrilla Hierro	43.214	10	Busian Fontan Alcalde	37.413	21	Pedro J. Herraiz Alijas	31.381	23	21	Pedro J. Herraiz Alijas	1:51.266	1:51.266	22	
24	13	Luis Ruiz Moya	43.240	18	Juan Carlos Lopez Olm	37.934	37	Juan Carlos Zorrilla Hierro	31.573	24	37	Juan Carlos Zorrilla Hierro	1:53.115	1:53.475	24	
25	50	Tomás Moreno Garcia	43.696	37	Juan Carlos Zorrilla Hierro	38.328	18	Juan Carlos Lopez Olm	31.920	25	18	Juan Carlos Lopez Olm	1:53.902	1:54.049	25	
26	18	Juan Carlos Lopez Olm	44.048	50	Tomás Moreno Garcia	38.546	50	Tomás Moreno Garcia	32.084	26	50	Tomás Moreno Garcia	1:54.326	1:54.626	26	
27	38	Fco. Javier Rodriguez Rodriguez	44.427	38	Fco. Javier Rodriguez Rodriguez	39.451	38	Fco. Javier Rodriguez Rodriguez	32.941	27	38	Fco. Javier Rodriguez Rodriguez	1:56.819	1:57.025	27	
28	8	Pedro Moriyon Diez-	46.333	8	Pedro Moriyon Diez-	41.019	8	Pedro Moriyon Diez-	33.661	28	8	Pedro Moriyon Diez-	2:01.013	2:01.127	28	
29	4	Manuel Gonzalez De La Torre	47.635	4	Manuel Gonzalez De La Torre	42.745	4	Manuel Gonzalez De La Torre	34.139	29	4	Manuel Gonzalez De La Torre	2:04.519	2:05.045	29	





Circuito del Jarama

División 2

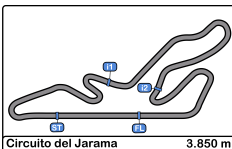
2ª Carrera

Secuencia Lider



<u>Nº</u>	<u>Concursante</u>	<u>Piloto 1</u>	<u>Piloto 2</u>	<u>Vehiculo</u>	<u>Cat</u>	<u>Vta. Inici</u>	<u>Vta. Fin</u>	<u>Vtas.</u>	<u>Total Vtas.</u>
1	SMC Junior Motorsport	Gonzalo M. De Andres		PEUGEOT 308 TCR	8	1	6	6	6
2	C.D.E. ÚLTIMA VUELTA	Ismael Arquero Saz		KTM X-BOW GT4	9	7	10	4	4





# Circuito del Jarama

## División 2

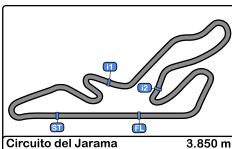
### 2ª Carrera

#### 5 Mejores Tiempos



Cl	Nº	Concursante	Piloto 1	Piloto 2	Vehiculo	Cat	Cl	Mejor 1		Mejor 2		Mejor 3		Mejor 4		Mejor 5	
								Tiempo	Vta.	Tiempo	Vta.	Tiempo	Vta.	Tiempo	Vta.	Tiempo	Vta.
1	2	C.D.E. ÚLTIMA VUELTA	Ismael Arquero Saz		KTM X-BOW GT4	9	1	1:38.902	2	1:39.030	7	1:39.073	5	1:39.085	6	1:39.329	8
2	1	SMC Junior Motorsport	Gonzalo M. De Andres		PEUGEOT 308 TCR	8	1	1:39.501	3	1:39.653	2	1:40.099	6	1:40.237	4	1:41.346	8
3	16	VOLCANO MOTORSPORT	Eugeniy Leonov		CUPRA TCR	8	2	1:39.797	4	1:39.844	2	1:39.847	3	1:41.190	6	1:41.436	7
4	6	C.D.E. DEYSCOM SPORT	Francisco Comendador Romero		SUBARU WRX Sti	7	1	1:42.920	5	1:43.666	6	1:44.233	8	1:44.591	2	1:44.618	4
5	5	R A C E	Enrique Hernando Alonso		PEUGEOT 308 TCR	8	3	1:43.739	3	1:44.586	5	1:44.948	4	1:45.511	6	1:46.786	7
6	45	SMC Junior Motorsport	Fernando Navarrete Perdices		PORSCHE 911 GT3 R	9	2	1:44.179	8	1:44.205	4	1:44.732	6	1:44.781	5	1:44.953	10
7	20	JAVIER FERNANDEZ RODRIGO	Javier Fernandez Rodrigo		KTM X-BOW GT4	9	3	1:45.555	6	1:45.648	8	1:45.924	4	1:46.000	7	1:46.131	9
8	33	SMC Junior Motorsport	Juan Fco. Gastañaga Martinez		CUPRA TCR	8	4	1:45.819	6	1:46.188	5	1:46.243	8	1:46.307	9	1:46.470	4
9	12	OSCAR BARTOL LECLERE	Oscar Bartol Leclere		SEAT LEON MK 2	7	2	1:46.450	6	1:46.626	5	1:46.648	4	1:46.783	3	1:46.941	2
10	31	SMC Junior Motorsport	Alfonso Colomina Fajardo		PEUGEOT 308 Racing Cup	7	3	1:48.066	5	1:48.467	7	1:48.742	3	1:48.803	10	1:49.035	8
11	15	SMC Junior Motorsport	Juan Carlos Esteban Garcia		RENAULT CLIO CUP IV	6	1	SMC 1:48.218	5	1:48.367	6	1:48.925	4	1:49.178	7	1:49.348	2
12	39	C.D.E. ÚLTIMA VUELTA	Julio Ortiz Alonso		PEUGEOT RCZ Racing Cup	6	2	1:48.371	8	1:48.975	9	1:49.452	6	1:49.614	3	1:50.875	7
13	17	C.D.E. ÚLTIMA VUELTA	Francisco Perez Sierra		PEUGEOT RCZ Racing Cup	6	3	1:48.582	3	1:48.976	2	1:50.242	7	1:50.276	4	1:50.309	5
14	66	C.D.E. ÚLTIMA VUELTA	José Alberto Vila Sainz		PEUGEOT 207 LW THP	5	1	1:48.767	10	1:48.949	2	1:49.392	9	1:49.678	3	1:49.857	6
15	29	R A C E	Borja Hormigos Nicolas	Héctor Hernández Benito	MINI Cooper	6	4	1:48.807	5	1:48.978	6	1:49.367	3	1:49.409	4	1:50.259	7
16	48	SMC Junior Motorsport	Rafael Rodriguez Novillo		RENAULT CLIO CUP IV	6	5	SMC 1:48.959	5	1:49.187	10	1:49.250	4	1:49.308	2	1:49.553	3
17	27	SMC Junior Motorsport	Iñigo Moreno De Cala		RENAULT CLIO CUP IV	6	6	SMC 1:49.164	6	1:49.917	7	1:49.928	5	1:50.039	8	1:50.238	4
18	34	R A C E	Eloy Iñigo Varas		SEAT LEON MK 1	6	7	1:49.235	5	1:49.288	6	1:49.833	7	1:49.872	3	1:50.208	8
19	47	SMC Junior Motorsport	José A. Rueda Ortiz		RENAULT CLIO CUP IV	6	8	SMC 1:49.400	6	1:49.876	8	1:49.955	5	1:49.955	7	1:50.413	3
20	28	SMC Junior Motorsport	Alejandro Geppert Romero		RENAULT CLIO CUP III	5	2	SMC 1:50.550	5	1:50.984	6	1:51.298	8	1:51.722	7	1:51.942	9
21	13	C.D.E. ÚLTIMA VUELTA	Luis Ruiz Moya		SEAT LEON MK 2	7	4	1:50.972	4	1:51.486	5	1:52.571	9	1:53.413	8	1:58.165	7
22	21	R A C E	Pedro J. Herraiz Alijas		RENAULT CLIO CUP III	5	3	SMC 1:51.266	7	1:51.809	5	1:52.265	3	1:52.645	8	1:52.915	6
23	10	CLUB JARAMA SPORT	Busian Fontan Alcalde		RENAULT CLIO CUP III	5	4	SMC 1:51.527	5	1:51.625	6	1:51.780	4	1:51.824	3	1:53.632	7
24	37	A.E.C.D.	Juan Carlos Zorrilla Hierro		PORSCHE 968 CS	CL	1	1:53.475	8	1:53.487	9	1:53.759	7	1:54.434	3	1:54.959	4
25	18	EFICAR TEAM	Juan Carlos Lopez Olmo		MERCEDES Benz 190	CL	2	1:54.049	7	1:54.441	3	1:54.463	4	1:54.788	8	1:55.062	5
26	50	A.E.C.D.	Tomás Moreno Garcia		MERCEDES Benz 190 E	CL	3	1:54.626	3	1:54.627	8	1:54.788	4	1:54.848	9	1:55.009	6
27	38	EFICAR TEAM	Fco. Javier Rodriguez Rodriguez		MINI Cooper	5	5	1:57.025	4	1:57.087	7	1:57.608	3	1:57.813	6	1:58.377	5
28	8	A.E.C.D.	Pedro Moriyon Diez-Canedo		PORSCHE 968 CS	CL	4	2:01.127	3	2:01.685	4	2:02.353	7	2:02.906	8	2:03.511	5
29	4	EFICAR TEAM	Manuel Gonzalez De La Torre		PORSCHE 911 S	CL	5	2:05.045	2	2:06.483	3	2:06.979	7	2:09.001	8	2:09.100	4





# Circuito del Jarama

## División 2

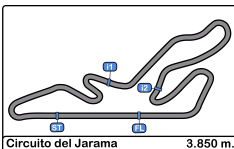
### 2ª Carrera

#### 5 Mejores Velocidades



Cl	Nº	Concursante	Piloto 1	Piloto 2	Vehiculo	Cat	Cl	V. Max. 1		V. Max. 2		V. Max. 3		V. Max. 4		V. Max. 5		Avg
								Km/h	Vta.	Km/h	Vta.	Km/h	Vta.	Km/h	Vta.	Km/h	Vta.	
1	45	SMC Junior Motorsport	Fernando Navarrete Perdices		PORSCHE 911 GT3 R	9	1	244.8	7	243.2	8	242.6	6	241.6	10	240.5	4	242.5
2	16	VOLCANO MOTORSPORT	Eugeniy Leonov		CUPRA TCR	8	1	238.4	5	237.8	8	236.8	2	236.8	10	236.3	6	237.2
3	2	C.D.E. ÚLTIMA VUELTA	Ismael Arquero Saz		KTM X-BOW GT4	9	2	235.8	6	234.7	7	234.7	8	234.7	9	234.2	2	234.8
4	1	SMC Junior Motorsport	Gonzalo M. De Andres		PEUGEOT 308 TCR	8	2	232.7	6	225.9	7	225.4	8	224.5	3	224.5	5	226.6
5	5	R A C E	Enrique Hernando Alonso		PEUGEOT 308 TCR	8	3	229.2	3	227.8	5	226.8	6	225.9	4	225.9	7	227.1
6	6	C.D.E. DEYSCOM SPORT	Francisco Comendador Romero		SUBARU WRX Sti	7	1	221.3	6	220.4	8	218.1	7	217.7	9	216.8	5	218.9
7	33	SMC Junior Motorsport	Juan Fco. Gastañaga Martinez		CUPRA TCR	8	4	219.0	2	214.2	5	213.8	3	213.4	4	206.1	10	213.3
8	34	R A C E	Eloy Iñigo Varas		SEAT LEON MK 1	6	1	217.7	6	208.8	5	208.0	3	206.5	8	206.5	9	209.5
9	31	SMC Junior Motorsport	Alfonso Colomina Fajardo		PEUGEOT 308 Racing Cup	7	2	216.0	7	214.7	10	213.8	4	212.5	5	211.3	2	213.7
10	29	R A C E	Borja Hormigos Nicolas	Héctor Hernández Benito	MINI Cooper	6	2	215.1	3	213.8	8	213.0	4	212.1	9	210.5	6	212.9
11	12	OSCAR BARTOL LECLERE	Oscar Bartol Leclere		SEAT LEON MK 2	7	3	214.7	4	214.2	2	213.4	6	211.7	3	208.4	5	212.5
12	17	C.D.E. ÚLTIMA VUELTA	Francisco Perez Sierra		PEUGEOT RCZ Racing Cup	6	3	212.5	2	210.5	4	209.7	9	205.7	5	204.9	6	208.6
13	15	SMC Junior Motorsport	Juan Carlos Esteban Garcia		RENAULT CLIO CUP IV	6	4	210.5	7	208.4	9	208.0	8	207.2	6	206.8	5	208.2
14	13	C.D.E. ÚLTIMA VUELTA	Luis Ruiz Moya		SEAT LEON MK 2	7	4	210.1	6	206.8	9	206.1	4	202.2	8	200.0	5	205.0
15	20	JAVIER FERNANDEZ RODRIGO	Javier Fernandez Rodrigo		KTM X-BOW GT4	9	3	209.3	6	207.2	8	206.8	5	205.7	4	205.7	7	206.9
16	27	SMC Junior Motorsport	Iñigo Moreno De Cala		RENAULT CLIO CUP IV	6	5	208.8	9	208.0	7	207.6	8	206.8	6	206.5	5	207.6
17	47	SMC Junior Motorsport	José A. Rueda Ortiz		RENAULT CLIO CUP IV	6	6	208.0	8	207.6	9	205.7	6	205.3	7	204.5	10	206.2
18	37	A.E.C.D.	Juan Carlos Zorrilla Hierro		PORSCHE 968 CS	CL	1	204.5	9	203.3	8	197.4	4	196.0	6	187.5	5	197.7
19	66	C.D.E. ÚLTIMA VUELTA	José Alberto Vila Sainz		PEUGEOT 207 LW THP	5	1	204.1	2	203.7	10	203.0	3	198.8	8	198.1	9	201.6
20	21	R A C E	Pedro J. Herraiz Alijas		RENAULT CLIO CUP III	5	2	203.3	2	202.6	3	202.6	4	202.6	5	201.8	8	202.6
21	48	SMC Junior Motorsport	Rafael Rodriguez Novillo		RENAULT CLIO CUP IV	6	7	203.3	2	202.6	9	201.8	10	200.7	3	200.7	4	201.8
22	28	SMC Junior Motorsport	Alejandro Geppert Romero		RENAULT CLIO CUP III	5	3	203.0	3	201.8	4	201.8	6	201.8	7	200.3	5	201.7
23	18	EFICAR TEAM	Juan Carlos Lopez Olmo		MERCEDES Benz 190	CL	2	201.8	8	200.3	4	200.0	9	198.5	7	195.2	6	199.2
24	10	CLUB JARAMA SPORT	Busian Fontan Alcalde		RENAULT CLIO CUP III	5	4	200.0	3	198.8	5	197.8	4	196.7	7	196.3	6	197.9
25	50	A.E.C.D.	Tomás Moreno Garcia		MERCEDES Benz 190 E	CL	3	198.5	2	197.8	3	197.4	7	196.7	4	196.3	8	197.3
26	39	C.D.E. ÚLTIMA VUELTA	Julio Ortiz Alonso		PEUGEOT RCZ Racing Cup	6	8	197.8	9	194.5	6	194.2	7	189.4	8	181.5	3	191.5
27	38	EFICAR TEAM	Fco. Javier Rodriguez Rodriguez		MINI Cooper	5	5	193.8	7	193.2	8	193.2	9	192.8	4	192.8	5	193.2
28	8	A.E.C.D.	Pedro Moriyon Diez-Canedo		PORSCHE 968 CS	CL	4	182.7	9	180.3	2	177.3	3	177.0	7	176.4	8	178.7
29	4	EFICAR TEAM	Manuel Gonzalez De La Torre		PORSCHE 911 S	CL	5	181.8	2	177.6	3	175.6	4	174.4	7	163.6	5	174.6





Circuito del Jarama

División 2

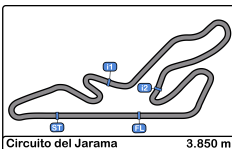
2ª Carrera

Secuencia Vueltas Rápidas



<u>Vta.</u>	<u>Hora Día</u>	<u>Tiempo Sesión</u>	<u>Nº</u>	<u>Concursante</u>	<u>Piloto 1</u>	<u>Piloto 2</u>	<u>Vehículo</u>	<u>Cat</u>	<u>Tiempo</u>	<u>Km/h</u>
2	15:11:47.762	3:23.762	1	SMC Junior Motorsport	Gonzalo M. De Andres		PEUGEOT 308 TCR	8	1:39.653	139.0
2	15:11:51.716	3:27.716	2	C.D.E. ÚLTIMA VUELTA	Ismael Arquero Saz		KTM X-BOW GT4	9	1:38.902	140.1





## Circuito del Jarama

División 2

2ª Carrera

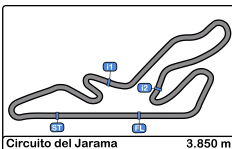
Mejor Maxima Velocidad del Evento



Nº	Concursante	Piloto 1	Piloto 2	Vehiculo	Cat	Km/h	Sesión
45	SMC Junior Motorsport	Fernando Navarrete Perdices		PORSCHE 911 GT3 R	9	246.0	1ª Carrera
16	VOLCANO MOTORSPORT	Eugeniy Leonov		CUPRA TCR	8	241.0	Entrenamiento cronometrado
2	C.D.E. ÚLTIMA VUELTA	Ismael Arquero Saz		KTM X-BOW GT4	9	237.8	1ª Carrera
1	SMC Junior Motorsport	Gonzalo M. De Andres		PEUGEOT 308 TCR	8	237.3	Entrenamiento cronometrado
11	MIGUEL FERNANDEZ YUSTE	Miguel Fernández Yuste		KTM X-BOW GT4	9	236.3	Entrenamiento cronometrado
5	R A C E	Enrique Hernando Alonso		PEUGEOT 308 TCR	8	232.7	Entrenamiento cronometrado
33	SMC Junior Motorsport	Juan Fco. Gastañaga Martinez		CUPRA TCR	8	232.7	Entrenamiento cronometrado
24	JULIO CARAYOL CASAS	Julio Carayol Casas		CUPRA TCR	8	232.7	1ª Carrera
12	OSCAR BARTOL LECLERE	Oscar Bartol Leclere		SEAT LEON MK 2	7	228.3	1ª Carrera
36	SMC Junior Motorsport	Jesús Llorente Ramiro		Volkswagen Golf GTI TCR	8	225.9	Entrenamiento cronometrado
31	SMC Junior Motorsport	Alfonso Colomina Fajardo		PEUGEOT 308 Racing Cup	7	222.2	Entrenamiento cronometrado
20	JAVIER FERNANDEZ	Javier Fernandez Rodrigo		KTM X-BOW GT4	9	222.2	Entrenamiento cronometrado
6	C.D.E. DEYSCOM SPORT	Francisco Comendador		SUBARU WRX Sti	7	221.7	Entrenamiento cronometrado
13	C.D.E. ÚLTIMA VUELTA	Luis Ruiz Moya		SEAT LEON MK 2	7	219.5	1ª Carrera
34	R A C E	Eloy Iñigo Varas		SEAT LEON MK 1	6	217.7	2ª Carrera
29	R A C E	Borja Hormigos Nicolas	Héctor Hernández Benito	MINI Cooper	6	215.1	2ª Carrera
17	C.D.E. ÚLTIMA VUELTA	Francisco Perez Sierra		PEUGEOT RCZ Racing Cup	6	212.5	2ª Carrera
15	SMC Junior Motorsport	Juan Carlos Esteban Garcia		RENAULT CLIO CUP IV	6	SMC 210.5	2ª Carrera
66	C.D.E. ÚLTIMA VUELTA	José Alberto Vila Sainz		PEUGEOT 207 LW THP	5	209.7	1ª Carrera
27	SMC Junior Motorsport	Iñigo Moreno De Cala		RENAULT CLIO CUP IV	6	SMC 208.8	2ª Carrera
47	SMC Junior Motorsport	José A. Rueda Ortiz		RENAULT CLIO CUP IV	6	SMC 208.0	2ª Carrera
48	SMC Junior Motorsport	Rafael Rodriguez Novillo		RENAULT CLIO CUP IV	6	SMC 206.1	1ª Carrera
39	C.D.E. ÚLTIMA VUELTA	Julio Ortiz Alonso		PEUGEOT RCZ Racing Cup	6	205.3	1ª Carrera
37	A.E.C.D.	Juan Carlos Zorrilla Hierro		PORSCHE 968 CS	CL	204.5	2ª Carrera
18	EFICAR TEAM	Juan Carlos Lopez Olmo		MERCEDES Benz 190	CL	203.7	Entrenamiento cronometrado
35	SMC Junior Motorsport	Antonio Garcia Delicado		RENAULT CLIO CUP IV	6	SMC 203.7	1ª Carrera
28	SMC Junior Motorsport	Alejandro Geppert Romero		RENAULT CLIO CUP III	5	SMC 203.3	1ª Carrera
21	R A C E	Pedro J. Herraiz Alijas		RENAULT CLIO CUP III	5	SMC 203.3	2ª Carrera
50	A.E.C.D.	Tomás Moreno Garcia		MERCEDES Benz 190 E	CL	201.4	1ª Carrera
10	CLUB JARAMA SPORT	Busian Fontan Alcalde		RENAULT CLIO CUP III	5	SMC 200.0	2ª Carrera







Circuito del Jarama

División 2

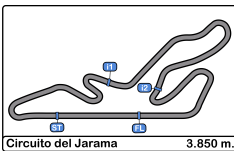
2ª Carrera

Mejor Maxima Velocidad del Evento



<u>Nº</u>	<u>Concursante</u>	<u>Piloto 1</u>	<u>Piloto 2</u>	<u>Vehiculo</u>	<u>Cat</u>	<u>Km/h</u>	<u>Sesión</u>
46	R A C E	Mario A. Moreno Rojas		PEUGEOT RCZ Rallye Cup	6	199.6	Entrenamiento cronometrado
38	EFICAR TEAM	Fco. Javier Rodriguez		MINI Cooper	5	198.8	Entrenamiento cronometrado
8	A.E.C.D.	Pedro Moriyon Diez-Canedo		PORSCHE 968 CS	CL	189.1	Entrenamiento cronometrado
4	EFICAR TEAM	Manuel Gonzalez De La Torre		PORSCHE 911 S	CL	184.3	1ª Carrera





Circuito del Jarama

División 2

2ª Carrera

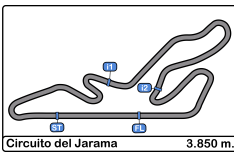
Cuentavueltas



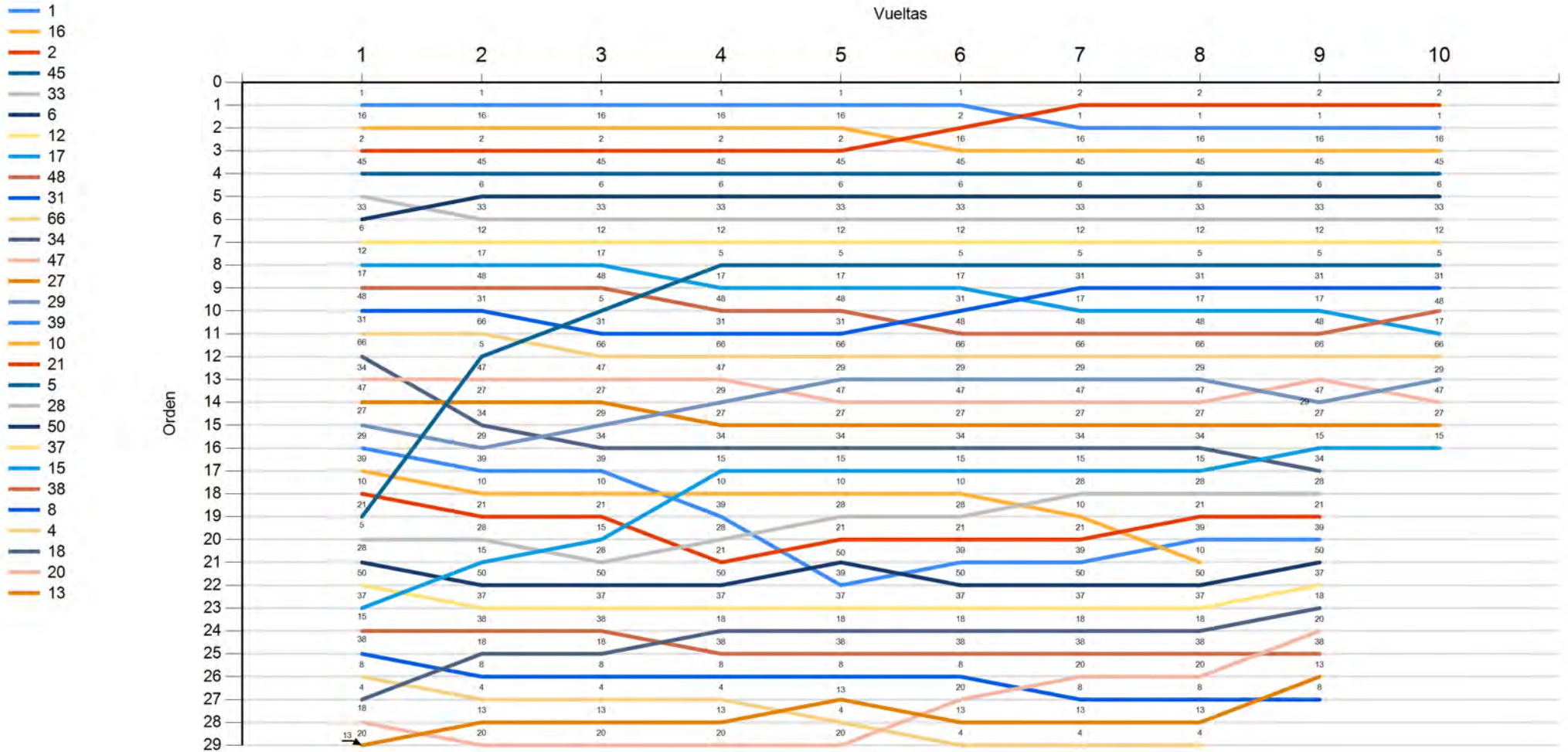
Vta.

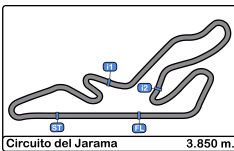
Nr	Po	1	2	3	4	5	6	7	8	9	10
1	1	1	1	1	1	1	1	2	2	2	2
16	2	16	16	16	16	16	2	1	1	1	1
2	3	2	2	2	2	2	16	16	16	16	16
45	4	45	45	45	45	45	45	45	45	45	45
33	5	33	6	6	6	6	6	6	6	6	6
6	6	6	33	33	33	33	33	33	33	33	33
12	7	12	12	12	12	12	12	12	12	12	12
17	8	17	17	17	5	5	5	5	5	5	5
48	9	48	48	48	17	17	17	31	31	31	31
31	10	31	31	5	48	48	31	17	17	17	48
66	11	66	66	31	31	31	48	48	48	48	17
34	12	34	5	66	66	66	66	66	66	66	66
47	13	47	47	47	47	29	29	29	29	47	29
27	14	27	27	27	29	47	47	47	47	29	47
29	15	29	34	29	27	27	27	27	27	27	27
39	16	39	29	34	34	34	34	34	34	15	15
10	17	10	39	39	15	15	15	15	15	34	
21	18	21	10	10	10	10	10	28	28	28	
5	19	5	21	21	39	28	28	10	21	21	
28	20	28	28	15	28	21	21	21	39	39	
50	21	50	15	28	21	50	39	39	10	50	
37	22	37	50	50	50	39	50	50	50	37	
15	23	15	37	37	37	37	37	37	37	18	
38	24	38	38	38	18	18	18	18	18	20	
8	25	8	18	18	38	38	38	38	38	38	
4	26	4	8	8	8	8	8	20	20	13	
18	27	18	4	4	4	13	20	8	8	8	
20	28	20	13	13	13	4	13	13	13		
13	29	13	20	20	20	20	4	4	4		





Circuito del Jarama  
 División 2  
 2ª Carrera  
 Cuentavueltas Gráfico





Circuito del Jarama

División 2

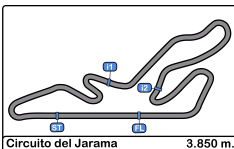
2ª Carrera

Tiempos Parada en Pit



Nr.	Hora Día En.	Concursante	Nac	Piloto 1	Nac	Piloto 2	Nac	Vehiculo	Cat	Tiempo Entra.	Stop Nº	Tiempo Box	Handicap	Penalty
20	15:10:43.810	JAVIER FERNANDEZ		Javier Fernandez Rodrigo				KTM X-BOW GT4	9	2:19.733	1	14:53:46.900		
13	15:12:58.270	C.D.E. ÚLTIMA VUELTA		Luis Ruiz Moya				SEAT LEON MK 2	7	4:34.193	1	26.587		
39	15:16:04.622	C.D.E. ÚLTIMA VUELTA		Julio Ortiz Alonso				PEUGEOT RCZ Racing	6	7:40.545	1	24.415		





# Circuito del Jarama

## División 2

### 2ª Carrera

#### Resultados Finales



Cls	Nº	Concursante	Piloto 1	Piloto 2	Vehiculo	Cat	Cl	Vtas.	Tiempo	Dif 1º	Intervalo	Km/h	V.R.	Tiempo	Km/h
1	2	C.D.E. ÚLTIMA VUELTA	Ismael Arquero Saz		KTM X-BOW GT4	9	1	10	16:47.745			137.5	2	1:38.902	140.1
2	1	SMC Junior Motorsport	Gonzalo M. De Andres		PEUGEOT 308 TCR	8	1	10	16:52.182	4.437	4.437	136.9	3	1:39.501	139.2
3	16	VOLCANO MOTORSPORT	Eugeniy Leonov		CUPRA TCR	8	2	10	16:55.909	8.164	3.727	136.4	4	1:39.797	138.8
4	45	SMC Junior Motorsport	Fernando Navarrete Perdices		PORSCHE 911 GT3 R	9	2	10	17:37.359	49.614	41.450	131.0	8	1:44.179	133.0
5	6	C.D.E. DEYSCOM SPORT	Francisco Comendador Romero		SUBARU WRX Sti	7	1	10	17:38.475	50.730	1.116	130.9	5	1:42.920	134.6
6	33	SMC Junior Motorsport	Juan Fco. Gastañaga Martinez		CUPRA TCR	8	3	10	17:56.563	1:08.818	18.088	128.7	6	1:45.819	130.9
7	12	OSCAR BARTOL LECLERE	Oscar Bartol Leclere		SEAT LEON MK 2	7	2	10	18:06.738	1:18.993	10.175	127.5	6	1:46.450	130.2
8	5	R A C E	Enrique Hernando Alonso		PEUGEOT 308 TCR	8	4	10	18:20.854	1:33.109	14.116	125.9	3	1:43.739	133.6
9	31	SMC Junior Motorsport	Alfonso Colomina Fajardo		PEUGEOT 308 Racing Cup	7	3	10	18:23.355	1:35.610	2.501	125.6	5	1:48.066	128.2
10	48	SMC Junior Motorsport	Rafael Rodriguez Novillo		RENAULT CLIO CUP IV	6	1	SMC 10	18:30.592	1:42.847	7.237	124.7	5	1:48.959	127.2
11	17	C.D.E. ÚLTIMA VUELTA	Francisco Perez Sierra		PEUGEOT RCZ Racing Cup	6	2	10	18:31.979	1:44.234	1.387	124.6	3	1:48.582	127.6
12	66	C.D.E. ÚLTIMA VUELTA	José Alberto Vila Sainz		PEUGEOT 207 LW THP	5	1	10	18:32.159	1:44.414	0.180	124.6	10	1:48.767	127.4
13	29	R A C E	Borja Hormigos Nicolas	Héctor Hernández Benito	MINI Cooper	6	3	10	18:38.232	1:50.487	6.073	123.9	5	1:48.807	127.3
14	47	SMC Junior Motorsport	José A. Rueda Ortiz		RENAULT CLIO CUP IV	6	4	SMC 10	18:38.638	1:50.893	0.406	123.9	6	1:49.400	126.6
15	27	SMC Junior Motorsport	Iñigo Moreno De Cala		RENAULT CLIO CUP IV	6	5	SMC 10	18:39.414	1:51.669	0.776	123.8	6	1:49.164	126.9
16	15	SMC Junior Motorsport	Juan Carlos Esteban Garcia		RENAULT CLIO CUP IV	6	6	SMC 10	18:39.565	1:51.820	0.151	123.7	5	1:48.218	128.0
17	34	R A C E	Eloy Iñigo Varas		SEAT LEON MK 1	6	7	9	16:50.008	1 Vta	1 Vta	123.5	5	1:49.235	126.8
18	28	SMC Junior Motorsport	Alejandro Geppert Romero		RENAULT CLIO CUP III	5	2	SMC 9	17:00.991	1 Vta	10.983	122.1	5	1:50.550	125.3
19	21	R A C E	Pedro J. Herraiz Alijas		RENAULT CLIO CUP III	5	3	SMC 9	17:06.857	1 Vta	5.866	121.4	7	1:51.266	124.5
20	39	C.D.E. ÚLTIMA VUELTA	Julio Ortiz Alonso		PEUGEOT RCZ Racing Cup	6	8	9	17:09.045	1 Vta	2.188	121.2	8	1:48.371	127.8
21	50	A.E.C.D.	Tomás Moreno Garcia		MERCEDES Benz 190 E	CL	1	9	17:29.304	1 Vta	20.259	118.8	3	1:54.626	120.9
22	37	A.E.C.D.	Juan Carlos Zorrilla Hierro		PORSCHE 968 CS	CL	2	9	17:29.485	1 Vta	0.181	118.8	8	1:53.475	122.1
23	18	EFICAR TEAM	Juan Carlos Lopez Olmo		MERCEDES Benz 190	CL	3	9	17:41.574	1 Vta	12.089	117.5	7	1:54.049	121.5
24	20	JAVIER FERNANDEZ RODRI	Javier Fernandez Rodrigo		KTM X-BOW GT4	9	3	9	17:51.035	1 Vta	9.461	116.4	6	1:45.555	131.3
25	38	EFICAR TEAM	Fco. Javier Rodriguez Rodriguez		MINI Cooper	5	4	9	18:00.062	1 Vta	9.027	115.4	4	1:57.025	118.4
26	13	C.D.E. ÚLTIMA VUELTA	Luis Ruiz Moya		SEAT LEON MK 2	7	4	9	18:38.964	1 Vta	38.902	111.4	4	1:50.972	124.8
27	8	A.E.C.D.	Pedro Moriyon Diez-Canedo		PORSCHE 968 CS	CL	4	9	18:46.022	1 Vta	7.058	110.7	3	2:01.127	114.4
28	10	CLUB JARAMA SPORT	Busian Fontan Alcalde		RENAULT CLIO CUP III	5	5	SMC 8	15:27.424	2 Vtas	1 Vta	119.5	5	1:51.527	124.2
29	4	EFICAR TEAM	Manuel Gonzalez De La Torre		PORSCHE 911 S	CL	5	8	17:12.531	2 Vtas	1:45.107	107.3	2	2:05.045	110.8

Vuelta Rápida Ismael Arquero Saz en 1:38.902 a 140.1 Km/h en la vuelta 2

Publicado a las:.....

Comisarios Deportivos:	Director de Carrera:	Cronometrador:
------------------------	----------------------	----------------

