



Campeonato RACE de Turismos

División 1

6ª Prueba

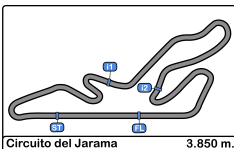
Circuito del Jarama

1 de noviembre de 2020

Results booklet



Provided by Cronococa S.L.
www.cronococa.com




Circuito del Jarama
División 1
Entrenamiento cronometrado
Resultados Provisionales

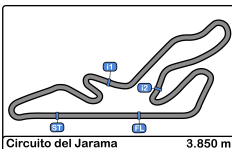


Cls	Nº	Concursante	Piloto 1	Piloto 2	Vehiculo	Cat	Cls	Vtas.	V.R.	Tiempo	Dif 1º	Intervalo	Km/h
1	1	IGNACIO J. LEIRANA CASTILLO	Ignacio J. Leirana Castillo		CITROEN AX	3	1	6	6	1:55.343			120.1
2	9	EFICAR TEAM	Santiago Castilla Salinero		HYUNDAI GETZ	3	2	11	7	1:56.298	0.955	0.955	119.1
3	10	ESC. MADRID HISTÓRICOS	Juan Collin Camacho	Alvaro Collin Tallavi	BMW 325i E36	EN-3	1	16	2	1:58.840	3.497	2.542	116.6
4	46	C.D.E. ÚLTIMA VUELTA	Miguel Abuin Taeño		PEUGEOT 205	EN-2	1	15	4	2:00.161	4.818	1.321	115.3
5	14	R A C E	Christian García García		HYUNDAI ACCENT	2	1	7	5	2:00.508	5.165	0.347	115.0
6	12	SMC Junior Motorsport	Alvaro Bajo Robles	Mauricio Bajo Rodriguez	SEAT 124 Especial	EN-2	2	9	8	2:03.407	8.064	2.899	112.3
7	11	R A C E	Marcos M. Gonzalez		CITROEN SAXO VTS	2	2	16	14	2:06.273	10.930	2.866	109.7
8	25	JUAN FCO. SANCHEZ JIMENE	Juan Fco. Sanchez Jimenez		HYUNDAI ACCENT	2	3	15	14	2:11.945	16.602	5.672	105.0
9	49	EFICAR TEAM	Jorge J. Rodriguez Cañibano		TOYOTA AYGO N3	1	1	CK	15	2:17.372	22.029	5.427	100.8
10	24	C.D.E. ÚLTIMA VUELTA	Felix Aparicio Rodriguez		TOYOTA AYGO N3	1	2	CK	14	2:17.693	22.350	0.321	100.6
11	7	R A C E	Teresa Gonzalez Holgado		CITROEN AX 1.4	2	4	15	11	2:17.976	22.633	0.283	100.4
12	50	EFICAR TEAM	Francisco M. Puertas Pérez		TOYOTA AYGO N3	1	3	CK	14	2:17.979	22.636	0.003	100.4
13	47	ALBERTO GONZÁLEZ CHECA	Alberto González Checa		TOYOTA AYGO N3	1	4	CK	14	2:18.140	22.797	0.161	100.3
14	42	C.D.E. ÚLTIMA VUELTA	Adrian Garcia Lopez		TOYOTA AYGO N3	1	5	CK	13	2:18.383	23.040	0.243	100.1
15	21	C.D.E. ÚLTIMA VUELTA	Mario Castro Lorente		TOYOTA AYGO N3	1	6	CK	13	2:19.591	24.248	1.208	99.2
16	48	C.D.E. ÚLTIMA VUELTA	Ruben Gonzalez Checa		TOYOTA AYGO N3	1	7	CK	13	2:19.734	24.391	0.143	99.1
17	45	R A C E	Sergio Cabal Diez		TOYOTA AYGO N3	1	8	CK	12	2:20.447	25.104	0.713	98.6
18	20	R A C E	"Vivi" Garcia		TOYOTA AYGO N3	1	9	CK	14	2:20.761	25.418	0.314	98.4
19	22	CHEFO SPORT	Gabriel O. Alonso Savarino		TOYOTA AYGO N3	1	10	CK	15	2:20.866	25.523	0.105	98.3
20	28	C.D.E. ÚLTIMA VUELTA	Pedro D. Moya Rodriguez		TOYOTA AYGO N3	1	11	CK	14	2:21.121	25.778	0.255	98.2
21	18	A.E.C.D.	Guillermo Velasco Ortega		DATSUN 1200	EN-1	1	10	5	2:25.516	30.173	4.395	95.2

Publicado a las:.....

Comisarios Deportivos:	Director de Carrera:	Cronometrador: 
-------------------------------	-----------------------------	---





Circuito del Jarama

División 1


Entrenamiento cronometrado

Resultados Provisionales por categoría

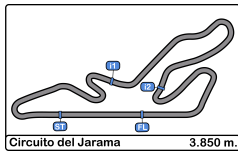


Cls	Nº	Concursante	Piloto 1	Piloto 2	Vehiculo	Cat	Cls	Vtas.	V.R.	Tiempo	Dif 1º	Intervalo	Km/h	
Categoría 3														
1	1	IGNACIO J. LEIRANA CASTILLO	Ignacio J. Leirana Castillo		CITROEN AX	3	1	6	6	1:55.343			120.1	
2	9	EFICAR TEAM	Santiago Castilla Salinero		HYUNDAI GETZ	3	2	11	7	1:56.298	0.955	0.955	119.1	
Categoría ENDURANCE 3														
1	10	ESC. MADRID HISTÓRICOS	Juan Collin Camacho	Alvaro Collin Tallavi	BMW 325i E36	EN-3	1	16	2	1:58.840			116.6	
Categoría ENDURANCE 2														
1	46	C.D.E. ÚLTIMA VUELTA	Miguel Abuin Taeño		PEUGEOT 205	EN-2	1	15	4	2:00.161			115.3	
2	12	SMC Junior Motorsport	Alvaro Bajo Robles	Mauricio Bajo Rodriguez	SEAT 124 Especial	EN-2	2	9	8	2:03.407	3.246	3.246	112.3	
Categoría 2														
1	14	R A C E	Christian García García		HYUNDAI ACCENT	2	1	7	5	2:00.508			115.0	
2	11	R A C E	Marcos M. Gonzalez		CITROEN SAXO VTS	2	2	16	14	2:06.273	5.765	5.765	109.7	
3	25	JUAN FCO. SANCHEZ JIMENEZ	Juan Fco. Sanchez Jimenez		HYUNDAI ACCENT	2	3	15	14	2:11.945	11.437	5.672	105.0	
4	7	R A C E	Teresa Gonzalez Holgado		CITROEN AX 1.4	2	4	15	11	2:17.976	17.468	6.031	100.4	
Categoría 1														
1	49	EFICAR TEAM	Jorge J. Rodriguez Cañibano		TOYOTA AYGO N3	1	1	CK	15	14	2:17.372		100.8	
2	24	C.D.E. ÚLTIMA VUELTA	Felix Aparicio Rodriguez		TOYOTA AYGO N3	1	2	CK	14	14	2:17.693	0.321	0.321	100.6
3	50	EFICAR TEAM	Francisco M. Puertas Pérez		TOYOTA AYGO N3	1	3	CK	14	9	2:17.979	0.607	0.286	100.4
4	47	ALBERTO GONZÁLEZ CHECA	Alberto González Checa		TOYOTA AYGO N3	1	4	CK	14	14	2:18.140	0.768	0.161	100.3
5	42	C.D.E. ÚLTIMA VUELTA	Adrian Garcia Lopez		TOYOTA AYGO N3	1	5	CK	13	6	2:18.383	1.011	0.243	100.1
6	21	C.D.E. ÚLTIMA VUELTA	Mario Castro Lorente		TOYOTA AYGO N3	1	6	CK	13	3	2:19.591	2.219	1.208	99.2
7	48	C.D.E. ÚLTIMA VUELTA	Ruben Gonzalez Checa		TOYOTA AYGO N3	1	7	CK	13	13	2:19.734	2.362	0.143	99.1
8	45	R A C E	Sergio Cabal Diez		TOYOTA AYGO N3	1	8	CK	12	12	2:20.447	3.075	0.713	98.6
9	20	R A C E	"Vivi" Garcia		TOYOTA AYGO N3	1	9	CK	14	9	2:20.761	3.389	0.314	98.4
10	22	CHEFO SPORT	Gabriel O. Alonso Savarino		TOYOTA AYGO N3	1	10	CK	15	14	2:20.866	3.494	0.105	98.3
11	28	C.D.E. ÚLTIMA VUELTA	Pedro D. Moya Rodriguez		TOYOTA AYGO N3	1	11	CK	14	10	2:21.121	3.749	0.255	98.2
Categoría ENDURANCE 1														
1	18	A.E.C.D.	Guillermo Velasco Ortega		DATSUN 1200	EN-1	1	10	5	2:25.516			95.2	

Publicado a las:.....

Comisarios Deportivos:	Director de Carrera:	Cronometrador: 
-------------------------------	-----------------------------	---



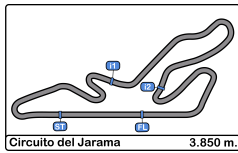


Circuito del Jarama
División 1
Entrenamiento cronometrado
Tiempos Por Vuelta



1							10								
1 Ignacio J. Leirana Castillo							1 Juan Collin Camacho								
CITROEN AX							BMW 325i E36								
3 2 IGNACIO J. LEIRANA CASTILLO							EN-3 2 Alvaro Collin Tallavi								
ESC. MADRID HISTÓRICOS															
Vta	D	Tiempo	Sector 1	Sector 2	Sector 3	V.Max	Elapsed	Vta	D	Tiempo	Sector 1	Sector 2	Sector 3	V.Max	Elapsed
1		12:12:31.715	12:11:09.706	45.873	36.136	73.9	12:12:31.715	1		12:12:10.040	12:10:56.266	39.863	33.911	70.6	12:12:10.040
2		2:01.007	47.910	40.034	33.063	157.8	12:14:32.722	2		1:58.840	46.115	39.482	33.243	193.2	12:14:08.880
3		1:55.997	45.208	38.622	32.167	190.1	12:16:28.719	3		1:59.769	45.595	40.953	33.221	198.8	12:16:08.649
4		2:17.714 P	47.857	43.553	46.304	192.8	12:18:46.433	4		2:00.546	45.877	41.069	33.600	196.3	12:18:09.195
5		25:13.361	23:56.128	43.452	33.781	85.9	12:43:59.794	5		2:01.600	45.693	42.289	33.618	198.1	12:20:10.795
6		1:55.343	44.740	38.328	32.275	189.1	12:45:55.137	6		2:09.901 P	47.549	40.763	41.589	197.8	12:22:20.696
7			54.462	55.037		134.6		7		6:23.968	5:09.051	41.236	33.681	75.3	12:28:44.664
7							8								
1 Teresa Gonzalez Holgado							1 Marcos M. Gonzalez								
CITROEN AX 1.4							CITROEN SAXO VTS								
2 2 RACE							2 2 RACE								
Vta	D	Tiempo	Sector 1	Sector 2	Sector 3	V.Max	Elapsed	Vta	D	Tiempo	Sector 1	Sector 2	Sector 3	V.Max	Elapsed
1		12:13:02.303	12:11:20.957	57.789	43.557	66.0	12:13:02.303	1		12:12:58.368	12:11:14.389	58.665	45.314	68.9	12:12:58.368
2		2:31.846	58.332	52.715	40.799	125.8	12:15:34.149	2		2:18.503	55.757	44.915	37.831	125.7	12:15:16.871
3		2:22.781	54.512	49.547	38.722	142.8	12:17:56.930	3		2:11.311	49.868	43.776	37.667	173.6	12:17:28.182
4		2:21.093	53.004	49.132	38.957	149.1	12:20:18.023	4		2:10.877	50.198	44.116	36.563	170.8	12:19:39.059
5		2:18.022	52.434	47.568	38.020	153.4	12:22:36.045	5		2:09.557	49.837	43.662	36.058	172.5	12:21:48.616
6		2:18.967	52.686	48.396	37.885	152.9	12:24:55.012	6		2:09.308	49.208	43.384	36.716	174.1	12:23:57.924
7		2:19.619	53.170	48.279	38.170	151.2	12:27:14.631	7		2:08.162	49.118	43.284	35.760	173.9	12:26:06.086
8		2:22.457	53.507	48.753	40.197	143.6	12:29:37.088	8		2:10.119	49.285	43.484	37.350	175.0	12:28:16.205
9		2:20.695	53.693	49.106	37.896	141.7	12:31:57.783	9		2:07.816	48.483	43.633	35.700	176.4	12:30:24.021
10		2:19.998	53.114	48.527	38.357	141.7	12:34:17.781	10		2:09.315	49.172	43.865	36.278	175.8	12:32:33.336
11		2:17.976	52.592	47.104	38.280	146.9	12:36:35.757	11		2:06.677	48.684	42.775	35.218	173.3	12:34:40.013
12		2:20.063	53.313	48.818	37.932	144.7	12:38:55.820	12		2:08.695	48.482	43.379	36.834	177.3	12:36:48.708
13		2:20.193	52.953	48.056	39.184	136.7	12:41:16.013	13		2:08.374	49.671	43.271	35.432	176.7	12:38:57.082
14		2:20.548	52.827	48.346	39.375	146.5	12:43:36.561	14		2:06.273	48.055	42.888	35.330	177.3	12:41:03.355
15		2:33.094 P	53.219	48.207	51.668	140.4	12:46:09.655	15		2:09.217	48.717	43.076	37.424	177.0	12:43:12.572
9							12								
1 Santiago Castilla Salinero							1 Alvaro Bajo Robles								
HYUNDAI GETZ							SEAT 124 Especial								
3 2 EFICAR TEAM							EN-2 2 Mauricio Bajo Rodriguez								
SMC Junior Motorsport															
Vta	D	Tiempo	Sector 1	Sector 2	Sector 3	V.Max	Elapsed	Vta	D	Tiempo	Sector 1	Sector 2	Sector 3	V.Max	Elapsed
1		12:12:48.378	12:11:29.705	44.635	34.038	91.4	12:12:48.378	1		12:14:47.267	12:13:24.722	46.649	35.896	83.9	12:14:47.267
2		2:06.385	46.638	40.949	38.798	186.8	12:14:54.763	2		2:07.912	49.651	42.791	35.470	167.4	12:16:55.179
3		2:11.669	56.819	40.996	33.854	130.9	12:17:06.432	3		2:05.471	48.309	42.203	34.959	175.0	12:19:00.650
4		2:15.130 P	47.534	42.421	45.175	172.5	12:19:21.562	4		2:05.167	48.058	42.078	35.031	176.4	12:21:05.817
5		6:26.929	5:13.298	40.854	32.777	93.0	12:25:48.491	5		2:14.079 P	48.016	44.577	41.486	177.3	12:23:19.896
6		1:57.912	44.589	40.979	32.344	188.1	12:27:46.403	6		8:50.598	7:31.714	43.196	35.688	90.4	12:32:10.494
7		1:56.298	44.388	39.214	32.696	187.8	12:29:42.701	7		2:04.782	47.706	41.983	35.093	175.8	12:34:15.276
8		2:10.249 P	47.869	40.561	41.819	170.0	12:31:52.950	8		2:03.407	47.048	41.632	34.727	177.9	12:36:18.683
9		4:04.977 P	2:42.189	40.376	42.412	96.2	12:35:57.927	9		2:31.009 P	54.117	47.510	49.382	150.2	12:38:49.692
10		2:29.584	1:17.314	40.074	32.196	98.6	12:38:27.511								
11		2:19.930 P	45.332	41.346	53.252	187.5	12:40:47.441								





Circuito del Jarama
División 1
Entrenamiento cronometrado
Tiempos Por Vuelta



14 1 Christian García García HYUNDAI ACCENT **21** 1 Mario Castro Lorente TOYOTA AYGO N3
 2 2 RACE 1 2 C.D.E. ÚLTIMA VUELTA

Vta	D	Tiempo	Sector 1	Sector 2	Sector 3	V.Max	Elapsed
1		12:12:54.861	12:11:28.934	49.114	36.813	85.9	12:12:54.861
2		2:06.320	48.473	42.955	34.892	162.1	12:15:01.181
3		2:02.926	47.427	41.722	33.777	169.2	12:17:04.107
4		2:02.291	46.468	41.643	34.180	174.1	12:19:06.398
5		2:00.508	46.214	40.812	33.482	171.7	12:21:06.906
6		2:08.581 P	46.113	40.615	41.853	179.7	12:23:15.487
7		4:33.999 P	3:06.058	43.233	44.708	92.3	12:27:49.486

Vta	D	Tiempo	Sector 1	Sector 2	Sector 3	V.Max	Elapsed
1		12:13:04.734	12:11:36.940	48.118	39.676	68.9	12:13:04.734
2		2:25.818	57.013	49.397	39.408	151.4	12:15:30.552
3		2:19.591	52.834	47.784	38.973	154.2	12:17:50.143
4		2:19.786	53.086	47.976	38.724	152.3	12:20:09.929
5		2:22.182	55.373	47.796	39.013	151.6	12:22:32.111
6		2:19.707	53.091	47.763	38.853	152.9	12:24:51.818
7		2:19.626	52.929	47.856	38.841	152.3	12:27:11.444

18 1 Guillermo Velasco Ortega DATSUN 1200
 EN-1 2 A.E.C.D.

Vta	D	Tiempo	Sector 1	Sector 2	Sector 3	V.Max	Elapsed
1		12:13:01.924	12:11:17.610	58.382	45.932	61.3	12:13:01.924
2		2:42.312	1:06.546	55.337	40.429	119.2	12:15:44.236
3		2:34.119	56.479	56.727	40.913	141.9	12:18:18.355
4		2:26.210	55.123	51.091	39.996	143.4	12:20:44.565
5		2:25.516	55.076	50.077	40.363	143.0	12:23:10.081
6		2:26.191	55.374	50.148	40.669	142.8	12:25:36.272
7		2:25.736	55.537	50.092	40.107	141.9	12:28:02.008
8		2:26.109	55.173	50.131	40.805	142.6	12:30:28.117
9		2:25.927	55.536	50.187	40.204	142.8	12:32:54.044
10		2:53.435 P	56.302	55.348	1:01.785	131.7	12:35:47.479

Vta	D	Tiempo	Sector 1	Sector 2	Sector 3	V.Max	Elapsed
8		2:19.668	52.936	47.895	38.837	151.8	12:29:31.112
9		2:19.737	52.868	47.960	38.909	151.8	12:31:50.849
10		6:46.076 P	5:08.804	50.900	46.372	69.4	12:38:36.925
11		3:15.096	1:47.851	47.937	39.308	77.2	12:41:52.021
12		2:20.612	53.486	47.939	39.187	150.6	12:44:12.633
13		2:19.746	53.046	47.899	38.801	150.2	12:46:32.379
14			1:02.530	55.269		121.3	

20 1 "Vivi" Garcia TOYOTA AYGO N3
 1 2 RACE

Vta	D	Tiempo	Sector 1	Sector 2	Sector 3	V.Max	Elapsed
1		12:13:24.216	12:11:54.835	49.641	39.740	67.7	12:13:24.216
2		2:21.553	53.726	48.430	39.397	150.0	12:15:45.769
3		2:23.591	55.291	48.991	39.309	150.4	12:18:09.360
4		2:22.638	54.265	48.940	39.433	150.0	12:20:31.998
5		2:21.875	53.947	48.887	39.041	145.3	12:22:53.873
6		2:21.298	53.489	48.390	39.419	151.8	12:25:15.171
7		2:44.415 P	53.611	49.081	1:01.723	148.9	12:27:59.586
8		5:01.870	3:34.207	48.597	39.066	62.3	12:33:01.456
9		2:20.761	52.885	48.749	39.127	149.7	12:35:22.217
10		2:22.019	53.777	49.206	39.036	148.9	12:37:44.236
11		2:21.663	53.778	48.798	39.087	148.3	12:40:05.899
12		2:21.555	53.507	48.885	39.163	148.3	12:42:27.454
13		2:21.122	53.312	48.599	39.211	148.9	12:44:48.576
14		2:21.080	53.928	48.183	38.969	148.7	12:47:09.656
15			1:01.314	56.006		110.3	

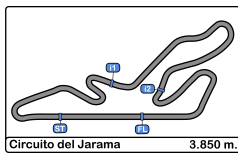
22 1 Gabriel O. Alonso Savarino TOYOTA AYGO N3
 1 2 CHEFO SPORT

Vta	D	Tiempo	Sector 1	Sector 2	Sector 3	V.Max	Elapsed
1		12:12:41.681	12:11:08.470	51.738	41.473	64.8	12:12:41.681
2		2:25.025	55.492	49.936	39.597	147.5	12:15:06.706
3		2:22.616	53.464	48.838	40.314	148.9	12:17:29.322
4		2:22.230	53.821	48.867	39.542	149.3	12:19:51.552
5		2:21.853	53.348	48.719	39.786	147.5	12:22:13.405
6		2:22.129	53.612	48.702	39.815	147.5	12:24:35.534
7		2:21.979	53.276	48.621	40.082	147.1	12:26:57.513
8		2:34.174	1:00.739	51.450	41.985	147.7	12:29:31.687
9		2:20.996	52.970	48.504	39.522	152.5	12:31:52.683
10		2:21.428	52.924	48.951	39.553	150.0	12:34:14.111
11		2:21.311	53.338	48.622	39.351	147.7	12:36:35.422
12		2:41.203	1:04.940	55.193	41.070	146.5	12:39:16.625
13		2:21.520	53.199	49.107	39.214	148.3	12:41:38.145
14		2:20.866	52.862	48.602	39.402	147.9	12:43:59.011
15		2:20.903	53.140	48.415	39.348	148.3	12:46:19.914
16			1:02.582	57.724		123.9	

24 1 Felix Aparicio Rodriguez TOYOTA AYGO N3
 1 2 C.D.E. ÚLTIMA VUELTA

Vta	D	Tiempo	Sector 1	Sector 2	Sector 3	V.Max	Elapsed
1		12:13:05.454	12:11:25.718	54.488	45.248	69.4	12:13:05.454
2		2:24.250	56.213	48.782	39.255	144.9	12:15:29.704
3		2:17.825	52.000	47.436	38.389	152.1	12:17:47.529
4		2:17.726	52.028	47.515	38.183	153.6	12:20:05.255
5		2:17.791	51.901	47.521	38.369	150.4	12:22:23.046
6		2:28.713 P	52.307	48.511	47.895	149.7	12:24:51.759
7		4:20.431	2:52.731	49.080	38.620	77.1	12:29:12.190
8		2:18.102	52.091	47.685	38.326	150.8	12:31:30.292
9		2:20.532	52.305	47.754	40.473	150.6	12:33:50.824
10		2:18.886	52.167	47.652	39.067	151.8	12:36:09.710
11		2:35.967 P	52.386	50.383	53.198	151.2	12:38:45.677
12		3:30.653	1:45.410	55.725	49.518	78.3	12:42:16.330
13		2:17.862	52.071	47.605	38.186	150.4	12:44:34.192
14		2:17.693	52.048	47.554	38.091	150.0	12:46:51.885
15			54.533	49.289		145.7	





Circuito del Jarama
División 1
Entrenamiento cronometrado
Tiempos Por Vuelta



25 1 Juan Fco. Sanchez Jimenez HYUNDAI ACCENT **45** 1 Sergio Cabal Diez TOYOTA AYGO N3
 2 2 JUAN FCO. SANCHEZ JIMENEZ 1 2 RACE

Vta	D	Tiempo	Sector 1	Sector 2	Sector 3	V.Max	Elapsed	Vta	D	Tiempo	Sector 1	Sector 2	Sector 3	V.Max	Elapsed
1		12:13:12.697	12:11:43.667	48.535	40.495	56.4	12:13:12.697	1		12:13:14.935	12:11:46.032	48.993	39.910	69.9	12:13:14.935
2		2:21.613	53.846	48.192	39.575	160.7	12:15:34.310	2		2:22.772	54.237	48.801	39.734	152.3	12:15:37.707
3		2:19.245	52.881	47.465	38.899	162.1	12:17:53.555	3		2:22.020	54.041	48.826	39.153	152.5	12:17:59.727
4		2:17.570	52.878	46.361	38.331	166.6	12:20:11.125	4		2:22.584	54.021	48.933	39.630	154.0	12:20:22.311
5		2:18.670	53.167	46.680	38.823	163.1	12:22:29.795	5		2:29.770 P	53.772	48.751	47.247	151.4	12:22:52.081
6		2:15.569	52.022	45.545	38.002	166.1	12:24:45.364	6		6:32.673	5:05.081	48.494	39.098	72.6	12:29:24.754
7		2:18.209	53.116	46.601	38.492	167.9	12:27:03.573	7		2:29.507 P	53.958	48.588	46.961	150.2	12:31:54.261
8		2:14.908	51.383	45.415	38.110	166.9	12:29:18.481	8		3:37.131	2:09.237	48.594	39.300	76.6	12:35:31.392
9		2:14.553	51.185	45.055	38.313	168.4	12:31:33.034	9		2:21.549	53.704	48.637	39.208	149.7	12:37:52.941
10		2:13.671	50.842	45.377	37.452	169.5	12:33:46.705	10		2:28.715 P	53.690	48.541	46.484	149.1	12:40:21.656
11		2:18.511	52.290	46.442	39.779	167.7	12:36:05.216	11		3:51.882	2:24.651	48.415	38.816	76.0	12:44:13.538
12		2:14.706	51.577	45.386	37.743	168.7	12:38:19.922	12		2:20.447	53.077	48.399	38.971	151.6	12:46:33.985
13		2:14.261	50.646	45.952	37.663	167.1	12:40:34.183	13			58.456	50.377		134.4	
14		2:11.945	50.222	44.417	37.306	167.9	12:42:46.128	46 1 Miguel Abuin Taeño PEUGEOT 205							
15		2:16.705	51.732	45.617	39.356	168.4	12:45:02.833	EN-2 2 C.D.E. ÚLTIMA VUELTA							
16		59.951	55.636			129.1									

28 1 Pedro D. Moya Rodriguez TOYOTA AYGO N3
 1 2 C.D.E. ÚLTIMA VUELTA

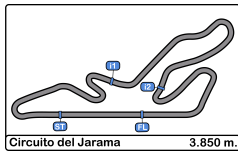
Vta	D	Tiempo	Sector 1	Sector 2	Sector 3	V.Max	Elapsed	Vta	D	Tiempo	Sector 1	Sector 2	Sector 3	V.Max	Elapsed
1		12:13:14.177	12:11:44.890	49.239	40.048	69.2	12:13:14.177	1		12:12:11.216	12:10:56.887	40.655	33.674	74.9	12:12:11.216
2		2:22.794	54.314	48.810	39.670	150.4	12:15:36.971	2		2:00.608	46.166	40.398	34.044	191.8	12:14:11.824
3		2:22.153	53.942	48.654	39.557	150.4	12:17:59.124	3		2:01.329	46.129	40.340	34.860	192.8	12:16:13.153
4		2:22.251	54.031	48.893	39.327	151.2	12:20:21.375	4		2:00.161	45.686	40.890	33.585	191.8	12:18:13.314
5		2:21.834	53.613	48.722	39.499	150.6	12:22:43.209	5		2:00.630	46.239	40.769	33.622	188.4	12:20:13.944
6		2:22.651	53.707	49.381	39.563	149.3	12:25:05.860	6		2:09.460 P	47.858	41.090	40.512	186.8	12:22:23.404
7		2:22.131	53.897	48.879	39.355	148.7	12:27:27.991	7		5:17.919	4:03.776	40.056	34.087	99.7	12:27:41.323
8		2:22.776	53.638	49.915	39.223	149.5	12:29:50.767	8		2:01.151	46.701	40.711	33.739	192.1	12:29:42.474
9		2:21.825	53.431	48.549	39.845	150.0	12:32:12.592	9		2:03.987	48.901	41.155	33.931	168.7	12:31:46.461
10		2:21.121	53.505	48.373	39.243	150.0	12:34:33.713	10		2:00.600	46.326	40.636	33.638	189.1	12:33:47.061
11		2:34.567 P	54.316	50.878	49.373	148.7	12:37:08.280	11		2:00.750	46.266	40.664	33.820	187.5	12:35:47.811
12		3:51.029	2:23.313	48.506	39.210	85.6	12:40:59.309	12		2:14.606 P	48.150	42.851	43.605	187.8	12:38:02.417
13		2:22.207	53.940	48.906	39.361	149.5	12:43:21.516	13		3:29.442	2:15.101	40.642	33.699	96.5	12:41:31.859
14		2:21.550	53.822	48.603	39.125	148.3	12:45:43.066	14		2:00.676	46.150	40.522	34.004	187.5	12:43:32.535
15		56.154	52.029			139.3		15		2:00.841	46.391	40.546	33.904	191.1	12:45:33.376
								16			51.735	48.417		181.8	

42 1 Adrian Garcia Lopez TOYOTA AYGO N3
 1 2 C.D.E. ÚLTIMA VUELTA

47 1 Alberto González Checa TOYOTA AYGO N3
 1 2 ALBERTO GONZÁLEZ CHECA

Vta	D	Tiempo	Sector 1	Sector 2	Sector 3	V.Max	Elapsed	Vta	D	Tiempo	Sector 1	Sector 2	Sector 3	V.Max	Elapsed
1		12:13:05.979	12:11:30.902	50.397	44.680	70.0	12:13:05.979	1		12:13:35.644	12:11:49.778	1:01.992	43.874	67.0	12:13:35.644
2		2:21.976	55.060	48.090	38.826	156.2	12:15:27.955	2		2:18.955	52.618	48.001	38.336	150.6	12:15:54.599
3		2:18.972	52.391	47.820	38.761	150.8	12:17:46.927	3		2:19.316	52.444	47.985	38.887	150.8	12:18:13.915
4		2:19.026	53.024	47.540	38.462	151.2	12:20:05.953	4		2:18.472	52.400	47.796	38.276	153.4	12:20:32.387
5		2:18.685	52.489	47.655	38.541	154.2	12:22:24.638	5		2:20.861	52.413	49.330	39.118	152.1	12:22:53.248
6		2:18.383	52.075	47.648	38.660	152.7	12:24:43.021	6		2:27.971 P	52.495	48.164	47.312	151.2	12:25:21.219
7		2:35.349 P	56.359	49.132	49.858	150.4	12:27:18.370	7		4:41.735	3:08.775	53.258	39.702	78.9	12:30:02.954
8		3:57.614	2:29.679	48.712	39.223	76.2	12:31:15.984	8		2:18.374	52.484	47.750	38.140	152.5	12:32:21.328
9		2:19.073	52.390	47.884	38.799	151.0	12:33:35.057	9		2:18.399	52.385	47.754	38.260	151.8	12:34:39.727
10		2:29.801	52.868	49.508	47.425	151.0	12:36:04.858	10		2:24.790	52.500	52.178	40.112	152.9	12:37:04.517
11		2:28.056	52.789	53.731	41.536	150.4	12:38:32.914	11		2:25.983	53.177	52.774	40.032	153.6	12:39:30.500
12		2:18.949	52.558	47.715	38.676	151.6	12:40:51.863	12		2:33.740	55.599	54.777	43.364	150.6	12:42:04.240
13		2:18.848	52.241	47.758	38.849	151.4	12:43:10.711	13		2:18.442	52.224	47.995	38.223	150.2	12:44:22.682
14								14		2:18.140	52.130	47.824	38.186	151.0	12:46:40.822
15								15			57.514	52.747		135.0	





Circuito del Jarama
División 1
Entrenamiento cronometrado
Tiempos Por Vuelta



48 1 Ruben Gonzalez Checa TOYOTA AYGO N3
 1 2 C.D.E. ÚLTIMA VUELTA

Vta	D	Tiempo	Sector 1	Sector 2	Sector 3	V.Max	Elapsed
1		12:13:36.458	12:12:04.729	52.294	39.435	67.8	12:13:36.458
2		2:20.188	53.182	48.209	38.797	150.2	12:15:56.646
3		2:24.189	53.332	50.904	39.953	150.8	12:18:20.835
4		2:20.612	53.306	48.483	38.823	151.2	12:20:41.447
5		2:26.566	53.116	52.601	40.849	150.4	12:23:08.013
6		2:37.121 P	55.810	50.392	50.919	147.3	12:25:45.134
7		5:18.203	3:45.870	51.638	40.695	74.4	12:31:03.337
8		2:20.106	53.130	48.290	38.686	150.0	12:33:23.443
9		2:19.958	53.155	48.179	38.624	149.1	12:35:43.401
10		2:25.399	54.486	50.620	40.293	149.3	12:38:08.800
11		2:24.803	52.948	49.191	42.664	148.5	12:40:33.603
12		2:20.063	53.245	48.087	38.731	147.5	12:42:53.666
13		2:19.734	52.935	48.381	38.418	149.7	12:45:13.400
14			1:00.849	55.726		128.4	

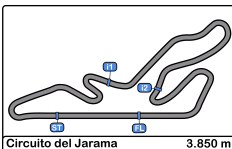
49 1 Jorge J. Rodriguez Cañibano TOYOTA AYGO N3
 1 2 EFICAR TEAM

Vta	D	Tiempo	Sector 1	Sector 2	Sector 3	V.Max	Elapsed
1		12:12:26.587	12:11:00.527	47.662	38.398	61.4	12:12:26.587
2		2:18.527	52.517	47.425	38.585	149.3	12:14:45.114
3		2:19.087	53.015	47.580	38.492	149.3	12:17:04.201
4		2:18.043	52.485	47.435	38.123	151.6	12:19:22.244
5		2:18.117	52.139	47.653	38.325	150.2	12:21:40.361
6		2:26.011 P	52.368	47.695	45.948	149.1	12:24:06.372
7		3:46.794	2:17.556	50.691	38.547	74.7	12:27:53.166
8		2:17.624	52.010	47.331	38.283	151.8	12:30:10.790
9		2:17.593	51.868	47.522	38.203	150.6	12:32:28.383
10		2:17.801	51.836	47.567	38.398	151.0	12:34:46.184
11		2:17.703	51.946	47.508	38.249	152.1	12:37:03.887
12		2:36.188	55.224	1:01.284	39.680	150.6	12:39:40.075
13		2:37.421	52.424	55.549	49.448	150.6	12:42:17.496
14		2:17.372	51.899	47.226	38.247	152.7	12:44:34.868
15		2:17.627	51.871	47.482	38.274	152.3	12:46:52.495
16			54.657	49.395		144.5	

50 1 Francisco M. Puertas Pérez TOYOTA AYGO N3
 1 2 EFICAR TEAM

Vta	D	Tiempo	Sector 1	Sector 2	Sector 3	V.Max	Elapsed
1		12:12:52.496	12:11:16.686	54.104	41.706	67.6	12:12:52.496
2		2:23.983	54.152	50.939	38.892	151.2	12:15:16.479
3		2:23.145	54.697	49.438	39.010	150.6	12:17:39.624
4		2:19.508	52.487	48.380	38.641	151.2	12:19:59.132
5		2:32.056 P	52.754	47.911	51.391	151.0	12:22:31.188
6		4:10.158	2:43.238	47.932	38.988	76.5	12:26:41.346
7		2:18.761	52.539	47.674	38.548	150.4	12:29:00.107
8		2:18.270	52.138	47.549	38.583	150.8	12:31:18.377
9		2:17.979	52.111	47.511	38.357	152.3	12:33:36.356
10		2:35.744	51.915	57.614	46.215	152.9	12:36:12.100
11		2:24.236	52.054	47.739	44.443	152.9	12:38:36.336
12		2:19.644	53.539	47.594	38.511	145.1	12:40:55.980
13		2:18.637	51.871	47.556	39.210	151.6	12:43:14.617
14		2:18.208	52.144	47.565	38.499	152.1	12:45:32.825
15			1:06.150	1:12.608		103.6	



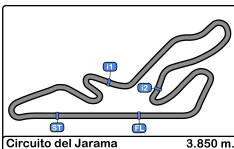


Circuito del Jarama
División 1
Entrenamiento cronometrado
Mejores Sectores



Sector - 1				Sector - 2				Sector - 3				Vuelta Ideal vs Mejor Vuelta				
Clas	Nº	Piloto	Tiempo	Nº	Piloto	Tiempo	Nº	Piloto	Tiempo	Clas	Nº	Piloto	Vta. Ideal	Mejor V.	Clas	
1	9	Santiago Castilla Salinero	44.388	1	Ignacio J. Leirana Castillo	38.328	1	Ignacio J. Leirana Castillo	32.167	1	1	Ignacio J. Leirana Castillo	1:55.235	1:55.343	1	
2	1	Ignacio J. Leirana Castillo	44.740	9	Santiago Castilla Salinero	39.214	9	Santiago Castilla Salinero	32.196	2	9	Santiago Castilla Salinero	1:55.798	1:56.298	2	
3	10	Collin Camacho - Collin Tallavi	45.595	10	Collin Camacho - Collin Tallavi	39.482	10	Collin Camacho - Collin Tallavi	33.144	3	10	Collin Camacho - Collin Tallavi	1:58.221	1:58.840	3	
4	46	Miguel Abuin Taeño	45.686	46	Miguel Abuin Taeño	40.056	14	Christian García García	33.482	4	46	Miguel Abuin Taeño	1:59.327	2:00.161	4	
5	14	Christian García García	46.113	14	Christian García García	40.615	46	Miguel Abuin Taeño	33.585	5	14	Christian García García	2:00.210	2:00.508	5	
6	12	Bajo Robles - Bajo Rodriguez	47.048	12	Bajo Robles - Bajo Rodriguez	41.632	12	Bajo Robles - Bajo Rodriguez	34.727	6	12	Bajo Robles - Bajo Rodriguez	2:03.407	2:03.407	6	
7	11	Marcos M. Gonzalez	48.055	11	Marcos M. Gonzalez	42.775	11	Marcos M. Gonzalez	35.218	7	11	Marcos M. Gonzalez	2:06.048	2:06.273	7	
8	25	Juan Fco. Sanchez	50.222	25	Juan Fco. Sanchez	44.417	25	Juan Fco. Sanchez	37.306	8	25	Juan Fco. Sanchez	2:11.945	2:11.945	8	
9	49	Jorge J. Rodriguez Cañibano	51.836	7	Teresa Gonzalez Holgado	47.104	7	Teresa Gonzalez Holgado	37.885	9	49	Jorge J. Rodriguez Cañibano	2:17.185	2:17.372	9	
10	50	Francisco M. Puertas Pérez	51.871	49	Jorge J. Rodriguez Cañibano	47.226	24	Felix Aparicio Rodriguez	38.091	10	7	Teresa Gonzalez Holgado	2:17.423	2:17.976	11	
11	24	Felix Aparicio Rodriguez	51.901	24	Felix Aparicio Rodriguez	47.436	49	Jorge J. Rodriguez Cañibano	38.123	11	24	Felix Aparicio Rodriguez	2:17.428	2:17.693	10	
12	42	Adrian Garcia Lopez	52.075	50	Francisco M. Puertas Pérez	47.511	47	Alberto González Chec	38.140	12	50	Francisco M. Puertas Pérez	2:17.739	2:17.979	12	
13	47	Alberto González Chec	52.130	42	Adrian Garcia Lopez	47.540	50	Francisco M. Puertas Pérez	38.357	13	47	Alberto González Chec	2:18.020	2:18.140	13	
14	7	Teresa Gonzalez Holgado	52.434	47	Alberto González Chec	47.750	48	Ruben Gonzalez Chec	38.418	14	42	Adrian Garcia Lopez	2:18.077	2:18.383	14	
15	21	Mario Castro Lorente	52.834	21	Mario Castro Lorente	47.763	42	Adrian Garcia Lopez	38.462	15	21	Mario Castro Lorente	2:19.321	2:19.591	15	
16	22	Gabriel O. Alonso Savarino	52.862	48	Ruben Gonzalez Chec	48.087	21	Mario Castro Lorente	38.724	16	48	Ruben Gonzalez Chec	2:19.440	2:19.734	16	
17	20	"Vivi" Garcia	52.885	20	"Vivi" Garcia	48.183	45	Sergio Cabal Diez	38.816	17	20	"Vivi" Garcia	2:20.037	2:20.761	18	
18	48	Ruben Gonzalez Chec	52.935	28	Pedro D. Moya Rodriguez	48.373	20	"Vivi" Garcia	38.969	18	45	Sergio Cabal Diez	2:20.292	2:20.447	17	
19	45	Sergio Cabal Diez	53.077	45	Sergio Cabal Diez	48.399	28	Pedro D. Moya Rodriguez	39.125	19	22	Gabriel O. Alonso Savarino	2:20.491	2:20.866	19	
20	28	Pedro D. Moya Rodriguez	53.431	22	Gabriel O. Alonso Savarino	48.415	22	Gabriel O. Alonso Savarino	39.214	20	28	Pedro D. Moya Rodriguez	2:20.929	2:21.121	20	
21	18	Guillermo Velasco Ortega	55.076	18	Guillermo Velasco Ortega	50.077	18	Guillermo Velasco Ortega	39.996	21	18	Guillermo Velasco Ortega	2:25.149	2:25.516	21	



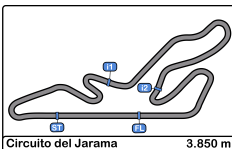


Circuito del Jarama
División 1
Entrenamiento cronometrado
5 Mejores Tiempos



Cl	Nº	Concursante	Piloto 1	Piloto 2	Vehiculo	Cat	Cl	Mejor 1		Mejor 2		Mejor 3		Mejor 4		Mejor 5		
								Tiempo	Vta.	Tiempo	Vta.	Tiempo	Vta.	Tiempo	Vta.	Tiempo	Vta.	
1	1	IGNACIO J. LEIRANA CASTILLO	Ignacio J. Leirana Castillo		CITROEN AX	3	1	1:55.343	6	1:55.997	3	2:01.007	2	2:17.714	4	25:13.36	5	
2	9	EFICAR TEAM	Santiago Castilla Salinero		HYUNDAI GETZ	3	2	1:56.298	7	1:57.912	6	2:06.385	2	2:10.249	8	2:11.669	3	
3	10	ESC. MADRID HISTÓRICOS	Juan Collin Camacho	Alvaro Collin Tallavi	BMW 325i E36	EN-3	1	1:58.840	2	1:59.425	14	1:59.685	10	1:59.769	3	1:59.930	9	
4	46	C.D.E. ÚLTIMA VUELTA	Miguel Abuin Taeño		PEUGEOT 205	EN-2	1	2:00.161	4	2:00.600	10	2:00.608	2	2:00.630	5	2:00.676	14	
5	14	R A C E	Christian García García		HYUNDAI ACCENT	2	1	2:00.508	5	2:02.291	4	2:02.926	3	2:06.320	2	2:08.581	6	
6	12	SMC Junior Motorsport	Alvaro Bajo Robles	Mauricio Bajo Rodriguez	SEAT 124 Especial	EN-2	2	2:03.407	8	2:04.782	7	2:05.167	4	2:05.471	3	2:07.912	2	
7	11	R A C E	Marcos M. Gonzalez		CITROEN SAXO VTS	2	2	2:06.273	14	2:06.677	11	2:07.816	9	2:08.162	7	2:08.374	13	
8	25	JUAN FCO. SANCHEZ JIMENEZ	Juan Fco. Sanchez Jimenez		HYUNDAI ACCENT	2	3	2:11.945	14	2:13.671	10	2:14.261	13	2:14.553	9	2:14.706	12	
9	49	EFICAR TEAM	Jorge J. Rodriguez Cañibano		TOYOTA AYGO N3	1	1	CK	2:17.372	14	2:17.593	9	2:17.624	8	2:17.627	15	2:17.703	11
10	24	C.D.E. ÚLTIMA VUELTA	Felix Aparicio Rodriguez		TOYOTA AYGO N3	1	2	CK	2:17.693	14	2:17.726	4	2:17.791	5	2:17.825	3	2:17.862	13
11	7	R A C E	Teresa Gonzalez Holgado		CITROEN AX 1.4	2	4		2:17.976	11	2:18.022	5	2:18.967	6	2:19.619	7	2:19.998	10
12	50	EFICAR TEAM	Francisco M. Puertas Pérez		TOYOTA AYGO N3	1	3	CK	2:17.979	9	2:18.208	14	2:18.270	8	2:18.637	13	2:18.761	7
13	47	ALBERTO GONZÁLEZ CHEC	Alberto González Checa		TOYOTA AYGO N3	1	4	CK	2:18.140	14	2:18.374	8	2:18.399	9	2:18.442	13	2:18.472	4
14	42	C.D.E. ÚLTIMA VUELTA	Adrian Garcia Lopez		TOYOTA AYGO N3	1	5	CK	2:18.383	6	2:18.685	5	2:18.848	13	2:18.949	12	2:18.972	3
15	21	C.D.E. ÚLTIMA VUELTA	Mario Castro Lorente		TOYOTA AYGO N3	1	6	CK	2:19.591	3	2:19.626	7	2:19.668	8	2:19.707	6	2:19.737	9
16	48	C.D.E. ÚLTIMA VUELTA	Ruben Gonzalez Checa		TOYOTA AYGO N3	1	7	CK	2:19.734	13	2:19.958	9	2:20.063	12	2:20.106	8	2:20.188	2
17	45	R A C E	Sergio Cabal Diez		TOYOTA AYGO N3	1	8	CK	2:20.447	12	2:21.549	9	2:22.020	3	2:22.584	4	2:22.772	2
18	20	R A C E	"Vivi" Garcia		TOYOTA AYGO N3	1	9	CK	2:20.761	9	2:21.080	14	2:21.122	13	2:21.298	6	2:21.553	2
19	22	CHEFO SPORT	Gabriel O. Alonso Savarino		TOYOTA AYGO N3	1	10	CK	2:20.866	14	2:20.903	15	2:20.996	9	2:21.311	11	2:21.428	10
20	28	C.D.E. ÚLTIMA VUELTA	Pedro D. Moya Rodriguez		TOYOTA AYGO N3	1	11	CK	2:21.121	10	2:21.550	14	2:21.825	9	2:21.834	5	2:22.131	7
21	18	A.E.C.D.	Guillermo Velasco Ortega		DATSUN 1200	EN-1	1		2:25.516	5	2:25.736	7	2:25.927	9	2:26.109	8	2:26.191	6



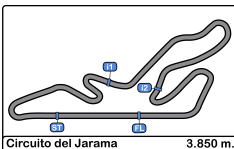


Circuito del Jarama
División 1
Entrenamiento cronometrado
5 Mejores Velocidades



Cl	Nº	Concursante	Piloto 1	Piloto 2	Vehiculo	Cat	Cl	V. Max. 1		V. Max. 2		V. Max. 3		V. Max. 4		V. Max. 5		Avg	
								Km/h	Vta.	Km/h	Vta.	Km/h	Vta.	Km/h	Vta.	Km/h	Vta.		
1	10	ESC. MADRID HISTÓRICOS	Juan Collin Camacho	Alvaro Collin Tallavi	BMW 325i E36	EN-3	1	198.8	3	198.1	5	197.8	6	196.3	4	193.2	2	196.8	
2	1	IGNACIO J. LEIRANA CASTILLO	Ignacio J. Leirana Castillo		CITROEN AX	3	1	192.8	4	190.1	3	189.1	6	157.8	2	134.6	7	172.9	
3	46	C.D.E. ÚLTIMA VUELTA	Miguel Abuin Taeño		PEUGEOT 205	EN-2	1	192.8	3	192.1	8	191.8	2	191.8	4	191.1	15	191.9	
4	9	EFICAR TEAM	Santiago Castilla Salinero		HYUNDAI GETZ	3	2	188.1	6	187.8	7	187.5	11	186.8	2	172.5	4	184.5	
5	14	R A C E	Christian García García		HYUNDAI ACCENT	2	1	179.7	6	174.1	4	171.7	5	169.2	3	162.1	2	171.4	
6	12	SMC Junior Motorsport	Alvaro Bajo Robles	Mauricio Bajo Rodriguez	SEAT 124 Especial	EN-2	2	177.9	8	177.3	5	176.4	4	175.8	7	175.0	3	176.5	
7	11	R A C E	Marcos M. Gonzalez		CITROEN SAXO VTS	2	2	177.3	12	177.3	14	177.0	15	176.7	13	176.4	9	176.9	
8	25	JUAN FCO. SANCHEZ JIMENEZ	Juan Fco. Sanchez Jimenez		HYUNDAI ACCENT	2	3	169.5	10	168.7	12	168.4	9	168.4	15	167.9	7	168.6	
9	42	C.D.E. ÚLTIMA VUELTA	Adrian Garcia Lopez		TOYOTA AYGO N3	1	1	CK	156.2	2	154.2	5	152.7	6	151.6	12	151.4	13	153.2
10	21	C.D.E. ÚLTIMA VUELTA	Mario Castro Lorente		TOYOTA AYGO N3	1	2	CK	154.2	3	152.9	6	152.3	4	152.3	7	151.8	8	152.7
11	45	R A C E	Sergio Cabal Díez		TOYOTA AYGO N3	1	3	CK	154.0	4	152.5	3	152.3	2	151.6	12	151.4	5	152.4
12	24	C.D.E. ÚLTIMA VUELTA	Felix Aparicio Rodriguez		TOYOTA AYGO N3	1	4	CK	153.6	4	152.1	3	151.8	10	151.2	11	150.8	8	151.9
13	47	ALBERTO GONZÁLEZ CHEC	Alberto González Checa		TOYOTA AYGO N3	1	5	CK	153.6	11	153.4	4	152.9	10	152.5	8	152.1	5	152.9
14	7	R A C E	Teresa Gonzalez Holgado		CITROEN AX 1.4	2	4		153.4	5	152.9	6	151.2	7	149.1	4	146.9	11	150.7
15	50	EFICAR TEAM	Francisco M. Puertas Pérez		TOYOTA AYGO N3	1	6	CK	152.9	10	152.9	11	152.3	9	152.1	14	151.6	13	152.4
16	49	EFICAR TEAM	Jorge J. Rodriguez Cañibano		TOYOTA AYGO N3	1	7	CK	152.7	14	152.3	15	152.1	11	151.8	8	151.6	4	152.1
17	22	CHEFO SPORT	Gabriel O. Alonso Savarino		TOYOTA AYGO N3	1	8	CK	152.5	9	150.0	10	149.3	4	148.9	3	148.3	13	149.8
18	20	R A C E	"Vivi" Garcia		TOYOTA AYGO N3	1	9	CK	151.8	6	150.4	3	150.0	2	150.0	4	149.7	9	150.4
19	28	C.D.E. ÚLTIMA VUELTA	Pedro D. Moya Rodriguez		TOYOTA AYGO N3	1	10	CK	151.2	4	150.6	5	150.4	2	150.4	3	150.0	9	150.5
20	48	C.D.E. ÚLTIMA VUELTA	Ruben Gonzalez Checa		TOYOTA AYGO N3	1	11	CK	151.2	4	150.8	3	150.4	5	150.2	2	150.0	8	150.5
21	18	A.E.C.D.	Guillermo Velasco Ortega		DATSUN 1200	EN-1	1		143.4	4	143.0	5	142.8	6	142.8	9	142.6	8	142.9





Circuito del Jarama

División 1

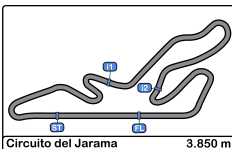
Entrenamiento cronometrado

Secuencia Vueltas Rápidas



<u>Vta.</u>	<u>Hora Día</u>	<u>Tiempo Sesión</u>	<u>Nº</u>	<u>Concursante</u>	<u>Piloto 1</u>	<u>Piloto 2</u>	<u>Vehículo</u>	<u>Cat</u>	<u>Tiempo</u>	<u>Km/h</u>
2	12:14:08.880	4:08.880	10	ESC. MADRID HISTÓRICOS	Juan Collin Camacho	Alvaro Collin Tallavi	BMW 325i E36	EN-3	1:58.840	116.6
3	12:16:28.719	6:28.719	1	IGNACIO J. LEIRANA	Ignacio J. Leirana Castillo		CITROEN AX	3	1:55.997	119.4
6	12:45:55.137	35:55.137	1	IGNACIO J. LEIRANA	Ignacio J. Leirana Castillo		CITROEN AX	3	1:55.343	120.1





Circuito del Jarama

División 1

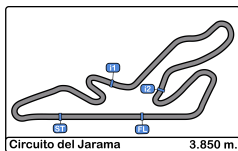
Entrenamiento cronometrado

Mejor Maxima Velocidad del Evento



Nº	Concursante	Piloto 1	Piloto 2	Vehiculo	Cat	Km/h	Sesión
10	ESC. MADRID HISTÓRICOS	Juan Collin Camacho	Alvaro Collin Tallavi	BMW 325i E36	EN-3	198.8	Entrenamiento cronometrado
46	C.D.E. ÚLTIMA VUELTA	Miguel Abuin Taeño		PEUGEOT 205	EN-2	192.8	Entrenamiento cronometrado
1	IGNACIO J. LEIRANA	Ignacio J. Leirana Castillo		CITROEN AX	3	192.8	Entrenamiento cronometrado
9	EFICAR TEAM	Santiago Castilla Salinero		HYUNDAI GETZ	3	188.1	Entrenamiento cronometrado
14	R A C E	Christian García García		HYUNDAI ACCENT	2	179.7	Entrenamiento cronometrado
12	SMC Junior Motorsport	Alvaro Bajo Robles	Mauricio Bajo Rodriguez	SEAT 124 Especial	EN-2	177.9	Entrenamiento cronometrado
11	R A C E	Marcos M. Gonzalez		CITROEN SAXO VTS	2	177.3	Entrenamiento cronometrado
25	JUAN FCO. SANCHEZ	Juan Fco. Sanchez Jimenez		HYUNDAI ACCENT	2	169.5	Entrenamiento cronometrado
42	C.D.E. ÚLTIMA VUELTA	Adrian Garcia Lopez		TOYOTA AYGO N3	1 CK	156.2	Entrenamiento cronometrado
21	C.D.E. ÚLTIMA VUELTA	Mario Castro Lorente		TOYOTA AYGO N3	1 CK	154.2	Entrenamiento cronometrado
45	R A C E	Sergio Cabal Diez		TOYOTA AYGO N3	1 CK	154.0	Entrenamiento cronometrado
24	C.D.E. ÚLTIMA VUELTA	Felix Aparicio Rodriguez		TOYOTA AYGO N3	1 CK	153.6	Entrenamiento cronometrado
47	ALBERTO GONZÁLEZ	Alberto González Checa		TOYOTA AYGO N3	1 CK	153.6	Entrenamiento cronometrado
7	R A C E	Teresa Gonzalez Holgado		CITROEN AX 1.4	2	153.4	Entrenamiento cronometrado
50	EFICAR TEAM	Francisco M. Puertas Pérez		TOYOTA AYGO N3	1 CK	152.9	Entrenamiento cronometrado
49	EFICAR TEAM	Jorge J. Rodriguez Cañibano		TOYOTA AYGO N3	1 CK	152.7	Entrenamiento cronometrado
22	CHEFO SPORT	Gabriel O. Alonso Savarino		TOYOTA AYGO N3	1 CK	152.5	Entrenamiento cronometrado
20	R A C E	"Vivi" Garcia		TOYOTA AYGO N3	1 CK	151.8	Entrenamiento cronometrado
28	C.D.E. ÚLTIMA VUELTA	Pedro D. Moya Rodriguez		TOYOTA AYGO N3	1 CK	151.2	Entrenamiento cronometrado
48	C.D.E. ÚLTIMA VUELTA	Ruben Gonzalez Checa		TOYOTA AYGO N3	1 CK	151.2	Entrenamiento cronometrado
18	A.E.C.D.	Guillermo Velasco Ortega		DATSUN 1200	EN-1	143.4	Entrenamiento cronometrado





Circuito del Jarama
División 1
Entrenamiento cronometrado
Tiempos Parada en Pit



1 IGNACIO J. LEIRANA CASTILLO
 CITROEN AX 3

Nr.	Hora Día Entrada	Tiempo Entrada	Tiempo Salida	Tiempo Box	Tiempo Box Total
1	12:18:42.276	12:18:42.276	12:41:56.183	0:23:13.907	0:23:13.907

9 EFICAR TEAM
 HYUNDAI GETZ 3

Nr.	Hora Día Entrada	Tiempo Entrada	Tiempo Salida	Tiempo Box	Tiempo Box Total
1	12:19:18.226	12:19:18.226	12:23:41.083	0:04:22.857	0:04:22.857
2	12:31:49.200	12:31:49.200	12:33:51.928	0:02:02.728	0:06:25.585
3	12:35:54.327	12:35:54.327	12:36:34.540	0:00:40.213	0:07:05.798

10 ESC. MADRID HISTÓRICOS
 BMW 325i E36 EN-3

Nr.	Hora Día Entrada	Tiempo Entrada	Tiempo Salida	Tiempo Box	Tiempo Box Total
1	12:22:16.787	12:22:16.787	12:26:44.345	0:04:27.558	0:04:27.558

12 SMC Junior Motorsport
 SEAT 124 Especial EN-2

Nr.	Hora Día Entrada	Tiempo Entrada	Tiempo Salida	Tiempo Box	Tiempo Box Total
1	12:23:16.727	12:23:16.727	12:30:05.651	0:06:48.924	0:06:48.924

14 R A C E
 HYUNDAI ACCENT 2

Nr.	Hora Día Entrada	Tiempo Entrada	Tiempo Salida	Tiempo Box	Tiempo Box Total
1	12:23:11.875	12:23:11.875	12:25:38.629	0:02:26.754	0:02:26.754

20 R A C E
 TOYOTA AYGO N3 1

Nr.	Hora Día Entrada	Tiempo Entrada	Tiempo Salida	Tiempo Box	Tiempo Box Total
1	12:27:42.749	12:27:42.749	12:30:41.304	0:02:58.555	0:02:58.555

21 C.D.E. ÚLTIMA VUELTA
 TOYOTA AYGO N3 1

Nr.	Hora Día Entrada	Tiempo Entrada	Tiempo Salida	Tiempo Box	Tiempo Box Total
1	12:34:33.548	12:34:33.548	12:36:08.946	0:01:35.398	0:01:35.398
2	12:38:32.637	12:38:32.637	12:39:35.867	0:01:03.230	0:02:38.628

24 C.D.E. ÚLTIMA VUELTA
 TOYOTA AYGO N3 1

Nr.	Hora Día Entrada	Tiempo Entrada	Tiempo Salida	Tiempo Box	Tiempo Box Total
1	12:24:47.551	12:24:47.551	12:26:55.769	0:02:08.218	0:02:08.218
2	12:38:40.721	12:38:40.721	12:39:37.589	0:00:56.868	0:03:05.086

28 C.D.E. ÚLTIMA VUELTA
 TOYOTA AYGO N3 1

Nr.	Hora Día Entrada	Tiempo Entrada	Tiempo Salida	Tiempo Box	Tiempo Box Total
1	12:37:04.162	12:37:04.162	12:38:43.491	0:01:39.329	0:01:39.329

42 C.D.E. ÚLTIMA VUELTA
 TOYOTA AYGO N3 1

Nr.	Hora Día Entrada	Tiempo Entrada	Tiempo Salida	Tiempo Box	Tiempo Box Total
1	12:27:14.573	12:27:14.573	12:28:58.724	0:01:44.151	0:01:44.151

45 R A C E
 TOYOTA AYGO N3 1

Nr.	Hora Día Entrada	Tiempo Entrada	Tiempo Salida	Tiempo Box	Tiempo Box Total
1	12:22:48.224	12:22:48.224	12:27:06.280	0:04:18.056	0:04:18.056
2	12:31:50.843	12:31:50.843	12:33:14.751	0:01:23.908	0:05:41.964
3	12:40:18.019	12:40:18.019	12:41:57.033	0:01:39.014	0:07:20.978

46 C.D.E. ÚLTIMA VUELTA
 PEUGEOT 205 EN-2

Nr.	Hora Día Entrada	Tiempo Entrada	Tiempo Salida	Tiempo Box	Tiempo Box Total
1	12:22:19.963	12:22:19.963	12:25:44.588	0:03:24.625	0:03:24.625
2	12:37:59.013	12:37:59.013	12:39:34.022	0:01:35.009	0:04:59.634

47 ALBERTO GONZÁLEZ CHECA
 TOYOTA AYGO N3 1

Nr.	Hora Día Entrada	Tiempo Entrada	Tiempo Salida	Tiempo Box	Tiempo Box Total
1	12:25:17.204	12:25:17.204	12:27:37.439	0:02:20.235	0:02:20.235

48 C.D.E. ÚLTIMA VUELTA
 TOYOTA AYGO N3 1

Nr.	Hora Día Entrada	Tiempo Entrada	Tiempo Salida	Tiempo Box	Tiempo Box Total
1	12:25:40.058	12:25:40.058	12:28:36.917	0:02:56.859	0:02:56.859

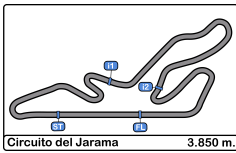
49 EFICAR TEAM
 TOYOTA AYGO N3 1

Nr.	Hora Día Entrada	Tiempo Entrada	Tiempo Salida	Tiempo Box	Tiempo Box Total
1	12:24:02.885	12:24:02.885	12:25:33.077	0:01:30.192	0:01:30.192

50 EFICAR TEAM
 TOYOTA AYGO N3 1

Nr.	Hora Día Entrada	Tiempo Entrada	Tiempo Salida	Tiempo Box	Tiempo Box Total
1	12:22:26.960	12:22:26.960	12:24:25.781	0:01:58.821	0:01:58.821





Circuito del Jarama

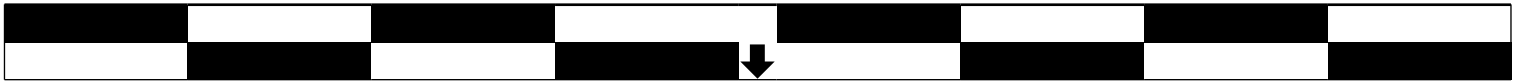
División 1

1ª Carrera

Parrilla de Salida



21	18	Guillermo Velasco Ortega	2:25.516	.11.	2:21.121	Pedro D. Moya Rodriguez	28	20
19	22	Gabriel O. Alonso Savarino	2:20.866	.10.	2:20.761	"Vivi" Garcia	20	18
17	45	Sergio Cabal Diez	2:20.447	.9.	2:19.734	Ruben Gonzalez Checa	48	16
15	21	Mario Castro Lorente	2:19.591	.8.	2:18.383	Adrian Garcia Lopez	42	14
13	47	Alberto González Checa	2:18.140	.7.	2:17.979	Francisco M. Puertas Pérez	50	12
11	7	Teresa Gonzalez Holgado	2:17.976	.6.	2:17.693	Felix Aparicio Rodriguez	24	10
9	49	Jorge J. Rodriguez Cañibano	2:17.372	.5.	2:11.945	Juan Fco. Sanchez Jimenez	25	8
7	11	Marcos M. Gonzalez	2:06.273	.4.	2:03.407	Alvaro Bajo Robles	12	6
5	14	Christian García García	2:00.508	.3.	2:00.161	Miguel Abuin Taeño	46	4
3	10	Juan Collin Camacho	1:58.840	.2.	1:56.298	Santiago Castilla Salinero	9	2
1	1	Ignacio J. Leirana Castillo	1:55.343	.1.				



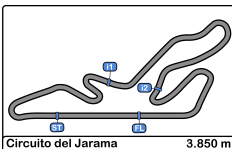
Pole

Publicada a las:.....

Comisarios Deportivos:

Cronometrador:





Circuito del Jarama

División 1

1ª Carrera

Resultados Provisionales



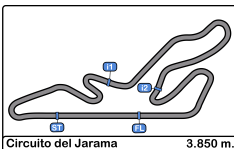
Cls	Nº	Concursante	Piloto 1	Piloto 2	Vehiculo	Cat	Cl	Vtas.	Tiempo	Dif 1º	Intervalo	Km/h	V.R.	Tiempo	Km/h	
1	1	IGNACIO J. LEIRANA CASTILLO	Ignacio J. Leirana Castillo		CITROEN AX	3	1	10	19:40.157			117.4	2	1:54.638	120.9	
2	9	EFICAR TEAM	Santiago Castilla Salinero		HYUNDAI GETZ	3	2	10	19:44.195	4.038	4.038	117.0	1	1:56.916	118.5	
3	10	ESC. MADRID HISTÓRICOS	Juan Collin Camacho	Alvaro Collin Tallavi	BMW 325i E36	EN-3	1	10	20:04.947	24.790	20.752	115.0	2	1:58.526	116.9	
4	14	R A C E	Christian Garcia Garcia		HYUNDAI ACCENT	2	1	10	20:15.031	34.874	10.084	114.0	4	1:59.361	116.1	
5	46	C.D.E. ÚLTIMA VUELTA	Miguel Abuin Taño		PEUGEOT 205	EN-2	1	10	20:15.477	35.320	0.446	114.0	1	2:00.515	115.0	
6	12	SMC Junior Motorsport	Alvaro Bajo Robles	Mauricio Bajo Rodriguez	SEAT 124 Especial	EN-2	2	10	20:47.362	1:07.205	31.885	111.1	3	2:03.631	112.1	
7	11	R A C E	Marcos M. Gonzalez		CITROEN SAXO VTS	2	2	10	21:45.135	2:04.978	57.773	106.1	2	2:09.335	107.1	
8	25	JUAN FCO. SANCHEZ JIME	Juan Fco. Sanchez Jimenez		HYUNDAI ACCENT	2	3	9	20:33.256	1 Vta	1 Vta	101.1	7	2:13.166	104.0	
9	7	R A C E	Teresa Gonzalez Holgado		CITROEN AX 1.4	2	4	9	20:34.481	1 Vta	1.225	101.0	5	2:13.776	103.6	
10	24	C.D.E. ÚLTIMA VUELTA	Felix Aparicio Rodriguez		TOYOTA AYGO N3	1	1	CK	9	20:51.725	1 Vta	17.244	99.6	5	2:17.680	100.6
11	49	EFICAR TEAM	Jorge J. Rodriguez Cañibano		TOYOTA AYGO N3	1	2	CK	9	20:52.128	1 Vta	0.403	99.6	9	2:17.610	100.7
12	42	C.D.E. ÚLTIMA VUELTA	Adrian Garcia Lopez		TOYOTA AYGO N3	1	3	CK	9	20:56.004	1 Vta	3.876	99.3	6	2:17.785	100.5
13	47	ALBERTO GONZÁLEZ CHEC	Alberto González Checa		TOYOTA AYGO N3	1	4	CK	9	20:56.515	1 Vta	0.511	99.2	8	2:18.273	100.2
14	50	EFICAR TEAM	Francisco M. Puertas Pérez		TOYOTA AYGO N3	1	5	CK	9	20:56.573	1 Vta	0.058	99.2	5	2:17.431	100.8
15	21	C.D.E. ÚLTIMA VUELTA	Mario Castro Lorente		TOYOTA AYGO N3	1	6	CK	9	21:00.601	1 Vta	4.028	98.9	4	2:18.326	100.1
16	48	C.D.E. ÚLTIMA VUELTA	Ruben Gonzalez Checa		TOYOTA AYGO N3	1	7	CK	9	21:12.679	1 Vta	12.078	98.0	7	2:19.501	99.3
17	20	R A C E	"Vivi" Garcia		TOYOTA AYGO N3	1	8	CK	9	21:13.480	1 Vta	0.801	97.9	3	2:19.910	99.0
18	45	R A C E	Sergio Cabal Diez		TOYOTA AYGO N3	1	9	CK	9	21:16.771	1 Vta	3.291	97.6	2	2:20.704	98.5
19	22	CHEFO SPORT	Gabriel O. Alonso Savarino		TOYOTA AYGO N3	1	10	CK	9	21:17.564	1 Vta	0.793	97.6	7	2:20.632	98.5
20	28	C.D.E. ÚLTIMA VUELTA	Pedro D. Moya Rodriguez		TOYOTA AYGO N3	1	11	CK	9	21:26.533	1 Vta	8.969	96.9	4	2:20.890	98.3
21	18	A.E.C.D.	Guillermo Velasco Ortega		DATSUN 1200	EN-1	1	9	21:49.371	1 Vta	22.838	95.2	2	2:24.067	96.2	

Vuelta Rápida Ignacio J. Leirana Castillo en 1:54.638 a 120.9 Km/h en la vuelta 2

Publicado a las:.....

Comisarios Deportivos:	Director de Carrera:	Cronometrador:
-------------------------------	-----------------------------	-----------------------





Circuito del Jarama

División 1

1ª Carrera

Resultados Provisionales por categoría



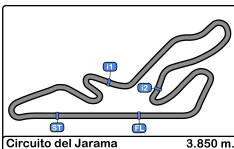
Cls	Nº	Concursante	Piloto 1	Piloto 2	Vehiculo	Cat	Cl	Vtas.	Tiempo	Dif 1º	Intervalo	Km/h	V.R.	Tiempo	Km/h
Categoría 3															
1	1	IGNACIO J. LEIRANA CASTILLO	Ignacio J. Leirana Castillo		CITROEN AX	3	1	10	19:40.157			117.4	2	1:54.638	120.9
2	9	EFICAR TEAM	Santiago Castilla Salinero		HYUNDAI GETZ	3	2	10	19:44.195	4.038	4.038	117.0	1	1:56.916	118.5
Categoría ENDURANCE 3															
1	10	ESC. MADRID HISTÓRICOS	Juan Collin Camacho	Alvaro Collin Tallavi	BMW 325i E36	EN-3	1	10	20:04.947			115.0	2	1:58.526	116.9
Categoría 2															
1	14	R A C E	Christian García García		HYUNDAI ACCENT	2	1	10	20:15.031			114.0	4	1:59.361	116.1
2	11	R A C E	Marcos M. Gonzalez		CITROEN SAXO VTS	2	2	10	21:45.135	2:04.978	1:30.104	106.1	2	2:09.335	107.1
3	25	JUAN FCO. SANCHEZ JIME	Juan Fco. Sanchez Jimenez		HYUNDAI ACCENT	2	3	9	20:33.256	1 Vta	1 Vta	101.1	7	2:13.166	104.0
4	7	R A C E	Teresa Gonzalez Holgado		CITROEN AX 1.4	2	4	9	20:34.481	1 Vta	1.225	101.0	5	2:13.776	103.6
Categoría ENDURANCE 2															
1	46	C.D.E. ÚLTIMA VUELTA	Miguel Abuin Taeño		PEUGEOT 205	EN-2	1	10	20:15.477			114.0	1	2:00.515	115.0
2	12	SMC Junior Motorsport	Alvaro Bajo Robles	Mauricio Bajo Rodriguez	SEAT 124 Especial	EN-2	2	10	20:47.362	1:07.205	31.885	111.1	3	2:03.631	112.1
Categoría 1															
1	24	C.D.E. ÚLTIMA VUELTA	Felix Aparicio Rodriguez		TOYOTA AYGO N3	1	1	CK 9	20:51.725			99.6	5	2:17.680	100.6
2	49	EFICAR TEAM	Jorge J. Rodriguez Cañibano		TOYOTA AYGO N3	1	2	CK 9	20:52.128	1 Vta	0.403	99.6	9	2:17.610	100.7
3	42	C.D.E. ÚLTIMA VUELTA	Adrian Garcia Lopez		TOYOTA AYGO N3	1	3	CK 9	20:56.004	1 Vta	3.876	99.3	6	2:17.785	100.5
4	47	ALBERTO GONZÁLEZ CHEC	Alberto González Checa		TOYOTA AYGO N3	1	4	CK 9	20:56.515	1 Vta	0.511	99.2	8	2:18.273	100.2
5	50	EFICAR TEAM	Francisco M. Puertas Pérez		TOYOTA AYGO N3	1	5	CK 9	20:56.573	1 Vta	0.058	99.2	5	2:17.431	100.8
6	21	C.D.E. ÚLTIMA VUELTA	Mario Castro Lorente		TOYOTA AYGO N3	1	6	CK 9	21:00.601	1 Vta	4.028	98.9	4	2:18.326	100.1
7	48	C.D.E. ÚLTIMA VUELTA	Ruben Gonzalez Checa		TOYOTA AYGO N3	1	7	CK 9	21:12.679	1 Vta	12.078	98.0	7	2:19.501	99.3
8	20	R A C E	"Vivi" Garcia		TOYOTA AYGO N3	1	8	CK 9	21:13.480	1 Vta	0.801	97.9	3	2:19.910	99.0
9	45	R A C E	Sergio Cabal Diez		TOYOTA AYGO N3	1	9	CK 9	21:16.771	1 Vta	3.291	97.6	2	2:20.704	98.5
10	22	CHEFO SPORT	Gabriel O. Alonso Savarino		TOYOTA AYGO N3	1	10	CK 9	21:17.564	1 Vta	0.793	97.6	7	2:20.632	98.5
11	28	C.D.E. ÚLTIMA VUELTA	Pedro D. Moya Rodriguez		TOYOTA AYGO N3	1	11	CK 9	21:26.533	1 Vta	8.969	96.9	4	2:20.890	98.3
Categoría ENDURANCE 1															
1	18	A.E.C.D.	Guillermo Velasco Ortega		DATSUN 1200	EN-1	1	9	21:49.371			95.2	2	2:24.067	96.2

Vuelta Rápida Ignacio J. Leirana Castillo en 1:54.638 a 120.9 Km/h en la vuelta 2

Publicado a las:.....

Comisarios Deportivos:	Director de Carrera:	Cronometrador:
-------------------------------	-----------------------------	-----------------------





Circuito del Jarama

División 1

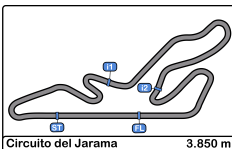
1ª Carrera

Clasificación Provisional por Vuelta Rápida de Piloto



Clas	Nº	Concursante	Vehiculo	Piloto	Cat	Clas	Vtas.	V.R	Tiempo	Dif 1º	Intervalo	Km/h
1	1	IGNACIO J. LEIRANA CASTILLO	CITROEN AX	Ignacio J. Leirana Castillo	3	1	10	2	1:54.638			120.9
2	9	EFICAR TEAM	HYUNDAI GETZ	Santiago Castilla Salinero	3	2	10	1	1:56.916	2.278	2.278	118.5
3	10	ESC. MADRID HISTÓRICOS	BMW 325i E36	Juan Collin Camacho	EN-3	1	10	2	1:58.526	3.888	1.610	116.9
4	14	R A C E	HYUNDAI ACCENT	Christian García García	2	1	10	4	1:59.361	4.723	0.835	116.1
5	46	C.D.E. ÚLTIMA VUELTA	PEUGEOT 205	Miguel Abuin Tañaño	EN-2	1	10	1	2:00.515	5.877	1.154	115.0
6	12	SMC Junior Motorsport	SEAT 124 Especial	Alvaro Bajo Robles	EN-2	2	10	3	2:03.631	8.993	3.116	112.1
7	11	R A C E	CITROEN SAXO VTS	Marcos M. Gonzalez	2	2	10	2	2:09.335	14.697	5.704	107.1
8	25	JUAN FCO. SANCHEZ JIMENEZ	HYUNDAI ACCENT	Juan Fco. Sanchez Jimenez	2	3	9	7	2:13.166	18.528	3.831	104.0
9	7	R A C E	CITROEN AX 1.4	Teresa Gonzalez Holgado	2	4	9	5	2:13.776	19.138	0.610	103.6
10	50	EFICAR TEAM	TOYOTA AYGO N3	Francisco M. Puertas Pérez	1	CK	1	9	2:17.431	22.793	3.655	100.8
11	49	EFICAR TEAM	TOYOTA AYGO N3	Jorge J. Rodriguez Cañibano	1	CK	2	9	2:17.610	22.972	0.179	100.7
12	24	C.D.E. ÚLTIMA VUELTA	TOYOTA AYGO N3	Felix Aparicio Rodriguez	1	CK	3	9	2:17.680	23.042	0.070	100.6
13	42	C.D.E. ÚLTIMA VUELTA	TOYOTA AYGO N3	Adrian Garcia Lopez	1	CK	4	9	2:17.785	23.147	0.105	100.5
14	47	ALBERTO GONZÁLEZ CHECA	TOYOTA AYGO N3	Alberto González Checa	1	CK	5	9	2:18.273	23.635	0.488	100.2
15	21	C.D.E. ÚLTIMA VUELTA	TOYOTA AYGO N3	Mario Castro Lorente	1	CK	6	9	2:18.326	23.688	0.053	100.1
16	48	C.D.E. ÚLTIMA VUELTA	TOYOTA AYGO N3	Ruben Gonzalez Checa	1	CK	7	9	2:19.501	24.863	1.175	99.3
17	20	R A C E	TOYOTA AYGO N3	"Vivi" Garcia	1	CK	8	9	2:19.910	25.272	0.409	99.0
18	22	CHEFO SPORT	TOYOTA AYGO N3	Gabriel O. Alonso Savarino	1	CK	9	9	2:20.632	25.994	0.722	98.5
19	45	R A C E	TOYOTA AYGO N3	Sergio Cabal Diez	1	CK	10	9	2:20.704	26.066	0.072	98.5
20	28	C.D.E. ÚLTIMA VUELTA	TOYOTA AYGO N3	Pedro D. Moya Rodriguez	1	CK	11	9	2:20.890	26.252	0.186	98.3
21	18	A.E.C.D.	DATSUN 1200	Guillermo Velasco Ortega	EN-1	1	9	2	2:24.067	29.429	3.177	96.2





Circuito del Jarama

División 1

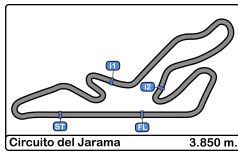
1ª Carrera

Distancia y Velocidad Media



Cls	Nº	Concursante	Piloto 1	Piloto 2	Vehiculo	Cat	Cls	Vtas.	Distancia	Tiempo	Km/h	
1	1	IGNACIO J. LEIRANA CASTIL	Ignacio J. Leirana Castillo		CITROEN AX	3	1	10	38.50	19:40.157	117.4	
2	9	EFICAR TEAM	Santiago Castilla Salinero		HYUNDAI GETZ	3	2	10	38.50	19:44.195	117.0	
3	10	ESC. MADRID HISTÓRICOS	<u>Juan Collin Camacho</u>	Alvaro Collin Tallavi	BMW 325i E36	EN-3	1	10	38.50	20:04.947	115.0	
4	14	R A C E	Christian García García		HYUNDAI ACCENT	2	1	10	38.50	20:15.031	114.0	
5	46	C.D.E. ÚLTIMA VUELTA	Miguel Abuin Taeño		PEUGEOT 205	EN-2	1	10	38.50	20:15.477	114.0	
6	12	SMC Junior Motorsport	<u>Alvaro Bajo Robles</u>	Mauricio Bajo Rodriguez	SEAT 124 Especial	EN-2	2	10	38.50	20:47.362	111.1	
7	11	R A C E	Marcos M. Gonzalez		CITROEN SAXO VTS	2	2	10	38.50	21:45.135	106.1	
8	25	JUAN FCO. SANCHEZ JIMEN	Juan Fco. Sanchez Jimenez		HYUNDAI ACCENT	2	3	9	34.65	20:33.256	101.1	
9	7	R A C E	Teresa Gonzalez Holgado		CITROEN AX 1.4	2	4	9	34.65	20:34.481	101.0	
10	24	C.D.E. ÚLTIMA VUELTA	Felix Aparicio Rodriguez		TOYOTA AYGO N3	1	1	CK	9	34.65	20:51.725	99.6
11	49	EFICAR TEAM	Jorge J. Rodriguez Cañibano		TOYOTA AYGO N3	1	2	CK	9	34.65	20:52.128	99.6
12	42	C.D.E. ÚLTIMA VUELTA	Adrian Garcia Lopez		TOYOTA AYGO N3	1	3	CK	9	34.65	20:56.004	99.3
13	47	ALBERTO GONZÁLEZ CHEC	Alberto González Checa		TOYOTA AYGO N3	1	4	CK	9	34.65	20:56.515	99.2
14	50	EFICAR TEAM	Francisco M. Puertas Pérez		TOYOTA AYGO N3	1	5	CK	9	34.65	20:56.573	99.2
15	21	C.D.E. ÚLTIMA VUELTA	Mario Castro Lorente		TOYOTA AYGO N3	1	6	CK	9	34.65	21:00.601	98.9
16	48	C.D.E. ÚLTIMA VUELTA	Ruben Gonzalez Checa		TOYOTA AYGO N3	1	7	CK	9	34.65	21:12.679	98.0
17	20	R A C E	"Vivi" Garcia		TOYOTA AYGO N3	1	8	CK	9	34.65	21:13.480	97.9
18	45	R A C E	Sergio Cabal Diez		TOYOTA AYGO N3	1	9	CK	9	34.65	21:16.771	97.6
19	22	CHEFO SPORT	Gabriel O. Alonso Savarino		TOYOTA AYGO N3	1	10	CK	9	34.65	21:17.564	97.6
20	28	C.D.E. ÚLTIMA VUELTA	Pedro D. Moya Rodriguez		TOYOTA AYGO N3	1	11	CK	9	34.65	21:26.533	96.9
21	18	A.E.C.D.	Guillermo Velasco Ortega		DATSUN 1200	EN-1	1	9	34.65	21:49.371	95.2	





Circuito del Jarama

División 1

1ª Carrera

Tiempos Por Vuelta



1	1 Ignacio J. Leirana Castillo	CITROEN AX	11	1 Marcos M. Gonzalez	CITROEN SAXO VTS
3	2	IGNACIO J. LEIRANA CASTILLO	2	2	RACE

Vta	D	Tiempo	Sector 1	Sector 2	Sector 3	V.Max	Elapsed	Vta	D	Tiempo	Sector 1	Sector 2	Sector 3	V.Max	Elapsed
1		1:54.780	44.754	38.235	31.791	106.0	1:54.780	1		2:10.883	51.601	43.380	35.902	107.0	2:10.883
2		1:54.638	43.857	38.523	32.258	191.1	3:49.418	2		2:09.335	49.552	43.709	36.074	170.3	4:20.218
3		1:56.468	44.990	39.059	32.419	191.1	5:45.886	3		2:10.387	49.460	43.782	37.145	172.2	6:30.605
4		2:00.140	46.057	40.453	33.630	179.1	7:46.026	4		2:11.036	50.003	44.443	36.590	173.9	8:41.641
5		1:59.347	46.211	40.108	33.028	184.9	9:45.373	5		2:10.846	49.650	45.046	36.150	174.1	10:52.487
6		1:56.592	44.476	39.461	32.655	192.5	11:41.965	6		2:09.688	49.493	44.062	36.133	174.1	13:02.175
7		1:59.100	45.525	40.317	33.258	190.8	13:41.065	7		2:09.499	49.287	44.351	35.861	173.3	15:11.674
8		2:00.349	45.886	40.601	33.862	184.9	15:41.414	8		2:10.819	49.867	44.037	36.915	173.3	17:22.493
9		1:59.285	46.527	40.094	32.664	183.6	17:40.699	9		2:10.627	49.352	44.558	36.717	171.4	19:33.120
10		1:59.458	45.433	39.624	34.401	179.4	19:40.157	10		2:12.015	49.664	45.623	36.728	171.9	21:45.135

7	1 Teresa Gonzalez Holgado	CITROEN AX 1.4	12	1 Alvaro Bajo Robles	SEAT 124 Especial
2	2	RACE	EN-2	2 Mauricio Bajo Rodriguez	SMC Junior Motorsport

Vta	D	Tiempo	Sector 1	Sector 2	Sector 3	V.Max	Elapsed	Vta	D	Tiempo	Sector 1	Sector 2	Sector 3	V.Max	Elapsed
1		2:25.014	58.559	48.835	37.620	97.9	2:25.014	1	1	2:07.464	50.308	42.229	34.927	102.4	2:07.464
2		2:19.364	52.464	49.933	36.967	144.0	4:44.378	2	1	2:04.135	47.584	41.787	34.764	175.0	4:11.599
3		2:15.338	52.590	46.832	35.916	157.2	6:59.716	3	1	2:03.631	47.227	41.692	34.712	177.3	6:15.230
4		2:15.447	52.550	45.815	37.082	162.4	9:15.163	4	1	2:04.240	47.424	42.028	34.788	176.1	8:19.470
5		2:13.776	50.680	46.116	36.980	156.9	11:28.939	5	1	2:04.006	47.497	41.781	34.728	176.7	10:23.476
6		2:16.676	51.302	46.915	38.459	157.2	13:45.615	6	1	2:03.852	47.308	41.805	34.739	177.6	12:27.328
7		2:15.558	52.251	46.310	36.997	154.5	16:01.173	7	1	2:04.038	47.291	42.048	34.699	176.1	14:31.366
8		2:18.779	51.878	46.719	40.182	155.3	18:19.952	8	1	2:04.452	47.300	42.345	34.807	175.0	16:35.818
9		2:14.529	50.748	44.427	39.354	157.6	20:34.481	9	1	2:04.589	47.698	41.742	35.149	177.9	18:40.407
10								10	1	2:06.955	49.264	42.948	34.743	174.4	20:47.362

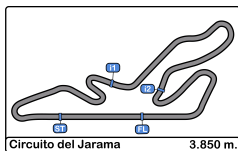
9	1 Santiago Castilla Salinero	HYUNDAI GETZ	14	1 Christian García García	HYUNDAI ACCENT
3	2	EFICAR TEAM	2	2	RACE

Vta	D	Tiempo	Sector 1	Sector 2	Sector 3	V.Max	Elapsed	Vta	D	Tiempo	Sector 1	Sector 2	Sector 3	V.Max	Elapsed
1		1:56.916	45.008	39.695	32.213	103.9	1:56.916	1		2:01.341	47.170	40.609	33.562	102.3	2:01.341
2		1:56.960	44.901	39.443	32.616	184.6	3:53.876	2		2:01.342	46.224	40.894	34.224	179.4	4:02.683
3		2:02.654	44.826	40.818	37.010	185.5	5:56.530	3		2:02.611	46.129	41.977	34.505	179.7	6:05.294
4		1:57.542	45.463	39.582	32.497	183.9	7:54.072	4		1:59.361	45.581	40.438	33.342	174.7	8:04.655
5		1:56.941	44.886	39.384	32.671	182.4	9:51.013	5		1:59.999	45.608	40.524	33.867	179.1	10:04.654
6		1:58.369	45.326	39.758	33.285	185.8	11:49.382	6		2:00.722	46.182	40.841	33.699	169.8	12:05.376
7		1:59.418	44.826	41.080	33.512	185.5	13:48.800	7		2:01.784	45.975	41.911	33.898	173.3	14:07.160
8		1:59.038	45.653	40.149	33.236	183.0	15:47.838	8		2:03.591	46.361	43.493	33.737	176.4	16:10.751
9		1:58.175	45.636	39.537	33.002	184.9	17:46.013	9		2:01.588	45.728	41.750	34.110	178.8	18:12.339
10		1:58.182	45.029	40.200	32.953	183.6	19:44.195	10		2:02.692	45.584	42.659	34.449	182.4	20:15.031

10	1 Juan Collin Camacho	BMW 325i E36	18	1 Guillermo Velasco Ortega	DATSUN 1200
EN-3	2 Alvaro Collin Tallavi	ESC. MADRID HISTÓRICOS	EN-1	2	A.E.C.D.

Vta	D	Tiempo	Sector 1	Sector 2	Sector 3	V.Max	Elapsed	Vta	D	Tiempo	Sector 1	Sector 2	Sector 3	V.Max	Elapsed
1	1	1:58.672	46.091	39.496	33.085	109.9	1:58.672	1		2:31.486	1:01.961	49.871	39.654	100.8	2:31.486
2	1	1:58.526	45.168	39.882	33.476	195.6	3:57.198	2		2:24.067	54.719	49.629	39.719	146.3	4:55.553
3	1	2:00.099	46.009	40.140	33.950	197.8	5:57.297	3		2:24.411	54.564	49.726	40.121	144.0	7:19.964
4	1	2:00.207	46.171	40.170	33.866	183.6	7:57.504	4		2:24.928	55.000	50.133	39.795	143.2	9:44.892
5	1	2:00.413	46.166	40.355	33.892	194.9	9:57.917	5		2:25.777	55.129	50.591	40.057	144.1	12:10.669
6	1	2:00.197	46.033	40.483	33.681	192.8	11:58.114	6		2:24.535	54.743	49.762	40.030	144.0	14:35.204
7	1	2:01.897	47.156	40.796	33.945	173.9	14:00.011	7		2:24.476	54.869	49.917	39.690	143.0	16:59.680
8	1	2:03.152	48.680	40.724	33.748	176.7	16:03.163	8		2:24.986	54.983	50.253	39.750	141.1	19:24.666
9	1	2:01.380	47.090	40.495	33.795	173.3	18:04.543	9		2:24.705	54.719	50.185	39.801	139.7	21:49.371
10	1	2:00.404	46.060	40.246	34.098	193.5	20:04.947								





Circuito del Jarama

División 1

1ª Carrera

Tiempos Por Vuelta



20 1 "Vivi" Garcia TOYOTA AYGO N3 **25** 1 Juan Fco. Sanchez Jimenez HYUNDAI ACCENT

RACE							JUAN FCO. SANCHEZ JIMENEZ								
Vta	D	Tiempo	Sector 1	Sector 2	Sector 3	V.Max	Elapsed	Vta	D	Tiempo	Sector 1	Sector 2	Sector 3	V.Max	Elapsed
1		2:27.173	59.941	48.391	38.841	102.8	2:27.173	1		2:21.763	55.460	47.428	38.875	98.8	2:21.763
2		2:20.201	52.859	48.259	39.083	151.6	4:47.374	2		2:18.918	51.975	46.904	40.039	165.8	4:40.681
3		2:19.910	52.987	48.018	38.905	154.0	7:07.284	3		2:18.576	52.545	46.724	39.307	163.6	6:59.257
4		2:20.456	52.979	48.216	39.261	152.1	9:27.740	4		2:18.474	52.692	47.533	38.249	164.8	9:17.731
5		2:21.161	53.257	48.951	38.953	152.5	11:48.901	5		2:15.519	51.618	45.623	38.278	168.2	11:33.250
6		2:21.603	53.939	48.251	39.413	152.5	14:10.504	6		2:16.036	51.438	46.059	38.539	167.1	13:49.286
7		2:20.443	52.954	48.443	39.046	151.2	16:30.947	7		2:13.166	50.919	44.939	37.308	168.2	16:02.452
8		2:20.885	53.583	48.353	38.949	150.8	18:51.832	8		2:16.685	51.932	46.145	38.608	165.3	18:19.137
9		2:21.648	54.496	48.197	38.955	149.3	21:13.480	9		2:14.119	50.791	44.609	38.719	166.6	20:33.256

21 1 Mario Castro Lorente TOYOTA AYGO N3 **28** 1 Pedro D. Moya Rodriguez TOYOTA AYGO N3

C.D.E. ÚLTIMA VUELTA							C.D.E. ÚLTIMA VUELTA								
Vta	D	Tiempo	Sector 1	Sector 2	Sector 3	V.Max	Elapsed	Vta	D	Tiempo	Sector 1	Sector 2	Sector 3	V.Max	Elapsed
1		2:25.004	58.040	48.091	38.873	100.3	2:25.004	1		2:30.067	1:01.075	49.603	39.389	104.4	2:30.067
2		2:21.919	53.499	49.080	39.340	154.9	4:46.923	2		2:21.005	53.665	48.230	39.110	153.6	4:51.072
3		2:18.901	52.619	47.815	38.467	152.9	7:05.824	3		2:21.145	53.500	48.361	39.284	154.0	7:12.217
4		2:18.326	52.136	47.718	38.472	153.6	9:24.150	4		2:20.890	53.356	48.622	38.912	152.5	9:33.107
5		2:18.613	52.226	47.858	38.529	153.8	11:42.763	5		2:21.980	53.297	48.773	39.910	153.8	11:55.087
6		2:19.929	53.114	47.944	38.871	153.4	14:02.692	6		2:22.692	54.606	48.928	39.158	152.1	14:17.779
7		2:19.898	53.621	47.665	38.612	152.7	16:22.590	7		2:23.007	53.714	49.255	40.038	150.8	16:40.786
8		2:18.997	52.435	47.780	38.782	152.3	18:41.587	8		2:22.482	53.800	49.184	39.498	150.4	19:03.268
9		2:19.014	52.471	47.812	38.731	151.6	21:00.601	9		2:23.265	54.395	49.327	39.543	148.1	21:26.533

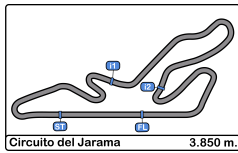
22 1 Gabriel O. Alonso Savarino TOYOTA AYGO N3 **42** 1 Adrian Garcia Lopez TOYOTA AYGO N3

CHEFO SPORT							C.D.E. ÚLTIMA VUELTA								
Vta	D	Tiempo	Sector 1	Sector 2	Sector 3	V.Max	Elapsed	Vta	D	Tiempo	Sector 1	Sector 2	Sector 3	V.Max	Elapsed
1		2:29.759	1:00.614	49.784	39.361	103.1	2:29.759	1		2:23.774	57.199	47.886	38.689	98.9	2:23.774
2		2:21.133	53.518	48.241	39.374	153.4	4:50.892	2		2:20.525	53.836	48.282	38.407	156.2	4:44.299
3		2:20.841	53.119	48.248	39.474	154.7	7:11.733	3		2:19.794	52.737	47.830	39.227	153.6	7:04.093
4		2:20.633	53.088	48.346	39.199	152.1	9:32.366	4		2:18.181	52.372	47.446	38.363	151.6	9:22.274
5		2:21.090	53.101	48.684	39.305	151.8	11:53.456	5		2:17.976	52.036	47.442	38.498	154.5	11:40.250
6		2:20.761	53.254	48.318	39.189	151.8	14:14.217	6		2:17.785	52.192	47.260	38.333	153.1	13:58.035
7		2:20.632	52.862	48.304	39.466	151.4	16:34.849	7		2:18.836	52.690	47.465	38.681	155.3	16:16.871
8		2:20.654	53.288	48.425	38.941	151.2	18:55.503	8		2:19.480	52.979	47.449	39.052	156.2	18:36.351
9		2:22.061	53.551	48.935	39.575	151.4	21:17.564	9		2:19.653	53.240	47.470	38.943	153.6	20:56.004

24 1 Felix Aparicio Rodriguez TOYOTA AYGO N3 **45** 1 Sergio Cabal Diez TOYOTA AYGO N3

C.D.E. ÚLTIMA VUELTA							RACE								
Vta	D	Tiempo	Sector 1	Sector 2	Sector 3	V.Max	Elapsed	Vta	D	Tiempo	Sector 1	Sector 2	Sector 3	V.Max	Elapsed
1		2:23.664	56.442	47.584	39.638	93.6	2:23.664	1		2:28.652	1:00.804	48.961	38.887	101.0	2:28.652
2		2:18.915	52.591	47.669	38.655	158.1	4:42.579	2		2:20.704	53.047	48.699	38.958	154.7	4:49.356
3		2:19.667	53.225	47.917	38.525	154.5	7:02.246	3		2:20.809	53.362	48.443	39.004	153.6	7:10.165
4		2:18.126	52.113	47.600	38.413	153.6	9:20.372	4		2:20.828	53.155	48.650	39.023	152.7	9:30.993
5		2:17.680	51.888	47.444	38.348	154.9	11:38.052	5		2:20.968	53.232	48.730	39.006	152.3	11:51.961
6		2:18.523	52.427	47.676	38.420	151.2	13:56.575	6		2:20.924	53.351	48.486	39.087	152.7	14:12.885
7		2:18.652	52.354	47.746	38.552	151.0	16:15.227	7		2:20.757	53.228	48.575	38.954	152.7	16:33.642
8		2:17.960	51.897	47.668	38.395	151.6	18:33.187	8		2:21.342	53.560	48.653	39.129	151.0	18:54.984
9		2:18.538	52.202	47.750	38.586	150.0	20:51.725	9		2:21.787	53.791	48.659	39.337	150.2	21:16.771





Circuito del Jarama

División 1

1ª Carrera

Tiempos Por Vuelta



46

1 Miguel Abuin Tañaño

PEUGEOT 205

50

1 Francisco M. Puertas Pérez

TOYOTA AYGO N3

EN-2

2

C.D.E. ÚLTIMA VUELTA

1

2

EFICAR TEAM

Vta	D	Tiempo	Sector 1	Sector 2	Sector 3	V.Max	Elapsed	Vta	D	Tiempo	Sector 1	Sector 2	Sector 3	V.Max	Elapsed
1		2:00.515	46.824	40.134	33.557	109.7	2:00.515	1		2:24.018	57.334	48.195	38.489	95.2	2:24.018
2		2:01.636	46.635	40.971	34.030	184.9	4:02.151	2		2:19.492	53.201	47.827	38.464	157.4	4:43.510
3		2:02.466	46.576	41.800	34.090	185.2	6:04.617	3		2:20.446	52.706	48.100	39.640	155.3	7:03.956
4		2:00.963	46.647	40.771	33.545	184.9	8:05.580	4		2:17.441	51.917	47.396	38.128	155.1	9:21.397
5		2:01.240	46.429	40.667	34.144	187.8	10:06.820	5		2:17.431	51.863	47.372	38.196	154.5	11:38.828
6		2:00.644	46.310	40.343	33.991	176.4	12:07.464	6		2:18.267	52.208	47.447	38.612	156.7	13:57.095
7		2:00.725	46.116	40.611	33.998	186.2	14:08.189	7		2:20.039	53.609	47.964	38.466	154.9	16:17.134
8		2:01.579	46.589	41.548	33.442	188.8	16:09.768	8		2:18.849	52.533	47.373	38.943	156.2	18:35.983
9		2:02.082	46.413	41.688	33.981	189.8	18:11.850	9		2:20.590	53.215	47.608	39.767	151.2	20:56.573
10		2:03.627	46.256	42.334	35.037	189.8	20:15.477								

47

1 Alberto González Checa

TOYOTA AYGO N3

1

2

ALBERTO GONZÁLEZ CHECA

Vta	D	Tiempo	Sector 1	Sector 2	Sector 3	V.Max	Elapsed
1		2:23.638	56.859	47.533	39.246	98.7	2:23.638
2		2:19.420	53.153	47.876	38.391	151.6	4:43.058
3		2:21.038	53.188	48.539	39.311	154.9	7:04.096
4		2:18.760	52.626	47.768	38.366	151.2	9:22.856
5		2:18.638	52.389	47.791	38.458	154.9	11:41.494
6		2:18.658	52.357	47.875	38.426	153.1	14:00.152
7		2:18.818	52.403	47.859	38.556	151.0	16:18.970
8		2:18.273	52.045	47.759	38.469	152.9	18:37.243
9		2:19.272	52.937	47.618	38.717	152.3	20:56.515

48

1 Ruben Gonzalez Checa

TOYOTA AYGO N3

1

2

C.D.E. ÚLTIMA VUELTA

Vta	D	Tiempo	Sector 1	Sector 2	Sector 3	V.Max	Elapsed
1		2:27.589	59.626	49.491	38.472	100.4	2:27.589
2		2:20.734	52.969	48.323	39.442	153.1	4:48.323
3		2:19.720	52.856	47.984	38.880	150.8	7:08.043
4		2:19.894	52.565	48.457	38.872	150.6	9:27.937
5		2:21.209	53.432	49.046	38.731	151.8	11:49.146
6		2:22.490	54.115	48.437	39.938	150.8	14:11.636
7		2:19.501	52.548	48.240	38.713	150.8	16:31.137
8		2:21.017	53.937	48.229	38.851	151.6	18:52.154
9		2:20.525	53.322	48.398	38.805	150.0	21:12.679

49

1 Jorge J. Rodríguez Cañibano

TOYOTA AYGO N3

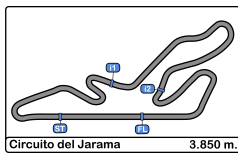
1

2

EFICAR TEAM

Vta	D	Tiempo	Sector 1	Sector 2	Sector 3	V.Max	Elapsed
1		2:22.938	55.972	47.666	39.300	93.3	2:22.938
2		2:19.161	52.985	47.577	38.599	151.8	4:42.099
3		2:19.429	53.467	47.426	38.536	151.6	7:01.528
4		2:18.385	52.403	47.615	38.367	151.6	9:19.913
5		2:18.562	52.601	47.539	38.422	151.2	11:38.475
6		2:19.056	52.879	47.519	38.658	154.2	13:57.531
7		2:18.841	52.934	47.508	38.399	154.7	16:16.372
8		2:18.146	52.564	47.421	38.161	153.4	18:34.518
9		2:17.610	52.014	47.370	38.226	150.8	20:52.128





Circuito del Jarama

División 1

1ª Carrera

Análisis



Num	Tiempo Vta.	Dif. 1º
-----	-------------	---------

Vta 1

1	1:54.780	
9	1:56.916	02.136
10	1:58.672	03.892
46	2:00.515	05.735
14	2:01.341	06.561
12	2:07.464	12.684
11	2:10.883	16.103
25	2:21.763	26.983
49	2:22.938	28.158
47	2:23.638	28.858
24	2:23.664	28.884
42	2:23.774	28.994
50	2:24.018	29.238
21	2:25.004	30.224
7	2:25.014	30.234
20	2:27.173	32.393
48	2:27.589	32.809
45	2:28.652	33.872
22	2:29.759	34.979
28	2:30.067	35.287
18	2:31.486	36.706

Num	Tiempo Vta.	Dif. 1º
-----	-------------	---------

Vta 2

1	1:54.638	
9	1:56.960	04.458
10	1:58.526	07.780
46	2:01.636	12.733
14	2:01.342	13.265
12	2:04.135	22.181
11	2:09.335	30.800
25	2:18.918	51.263
49	2:19.161	52.681
24	2:18.915	53.161
47	2:19.420	53.640
50	2:19.492	54.092
42	2:20.525	54.881
7	2:19.364	54.960
21	2:21.919	57.505
20	2:20.201	57.956

48	2:20.734	58.905
45	2:20.704	59.938
22	2:21.133	1:01.474
28	2:21.005	1:01.654
18	2:24.067	1:06.135

Num	Tiempo Vta.	Dif. 1º
-----	-------------	---------

Vta 3

1	1:56.468	
9	2:02.654	10.644
10	2:00.099	11.411
46	2:02.466	18.731
14	2:02.611	19.408
12	2:03.631	29.344
11	2:10.387	44.719
25	2:18.576	1:13.371
7	2:15.338	1:13.830
49	2:19.429	1:15.642
24	2:19.667	1:16.360
50	2:20.446	1:18.070
42	2:19.794	1:18.207
47	2:21.038	1:18.210
21	2:18.901	1:19.938
20	2:19.910	1:21.398
48	2:19.720	1:22.157
45	2:20.809	1:24.279
22	2:20.841	1:25.847
28	2:21.145	1:26.331
18	2:24.411	1:34.078

Num	Tiempo Vta.	Dif. 1º
-----	-------------	---------

Vta 4

1	2:00.140	
9	1:57.542	08.046
10	2:00.207	11.478
14	1:59.361	18.629
46	2:00.963	19.554
12	2:04.240	33.444
11	2:11.036	55.615
7	2:15.447	1:29.137
25	2:18.474	1:31.705
49	2:18.385	1:33.887
24	2:18.126	1:34.346

50	2:17.441	1:35.371
42	2:18.181	1:36.248
47	2:18.760	1:36.830
21	2:18.326	1:38.124
20	2:20.456	1:41.714
48	2:19.894	1:41.911
45	2:20.828	1:44.967
22	2:20.633	1:46.340
28	2:20.890	1:47.081
18	2:24.928	1:58.866

Num	Tiempo Vta.	Dif. 1º
-----	-------------	---------

Vta 5

1	1:59.347	
9	1:56.941	05.640
10	2:00.413	12.544
14	1:59.999	19.281
46	2:01.240	21.447
12	2:04.006	38.103
11	2:10.846	1:07.114
7	2:13.776	1:43.566
25	2:15.519	1:47.877
24	2:17.680	1:52.679
49	2:18.562	1:53.102
50	2:17.431	1:53.455
42	2:17.976	1:54.877
47	2:18.638	1:56.121

Num	Tiempo Vta.	Dif. 1º
-----	-------------	---------

Vta 6

1	1:56.592	
21	2:18.613	1 Lap
20	2:21.161	1 Lap
48	2:21.209	1 Lap
9	1:58.369	07.417
45	2:20.968	1 Lap
22	2:21.090	1 Lap
28	2:21.980	1 Lap
10	2:00.197	16.149
14	2:00.722	23.411
46	2:00.644	25.499
18	2:25.777	1 Lap
12	2:03.852	45.363

11	2:09.688	1:20.210
----	----------	----------

Num	Tiempo Vta.	Dif. 1º
-----	-------------	---------

Vta 7

1	1:59.100	
7	2:16.676	1 Lap
9	1:59.418	07.735
25	2:16.036	1 Lap
24	2:18.523	1 Lap
50	2:18.267	1 Lap
49	2:19.056	1 Lap
42	2:17.785	1 Lap
10	2:01.897	18.946
47	2:18.658	1 Lap
21	2:19.929	1 Lap
14	2:01.784	26.095
46	2:00.725	27.124
20	2:21.603	1 Lap
48	2:22.490	1 Lap
45	2:20.924	1 Lap
22	2:20.761	1 Lap
28	2:22.692	1 Lap
12	2:04.038	50.301
18	2:24.535	1 Lap
11	2:09.499	1:30.609

Num	Tiempo Vta.	Dif. 1º
-----	-------------	---------

Vta 8

1	2:00.349	
9	1:59.038	06.424
7	2:15.558	1 Lap
25	2:13.166	1 Lap
10	2:03.152	21.749
46	2:01.579	28.354
14	2:03.591	29.337
24	2:18.652	1 Lap
49	2:18.841	1 Lap
42	2:18.836	1 Lap
50	2:20.039	1 Lap
47	2:18.818	1 Lap
21	2:19.898	1 Lap
20	2:20.443	1 Lap
48	2:19.501	1 Lap

45	2:20.757	1 Lap
----	----------	-------

22	2:20.632	1 Lap
----	----------	-------

12	2:04.452	54.404
----	----------	--------

28	2:23.007	1 Lap
----	----------	-------

18	2:24.476	1 Lap
----	----------	-------

11	2:10.819	1:41.079
----	----------	----------

Num	Tiempo Vta.	Dif. 1º
-----	-------------	---------

Vta 9

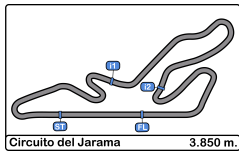
1	1:59.285	
9	1:58.175	05.314
10	2:01.380	23.844
46	2:02.082	31.151
14	2:01.588	31.640
25	2:16.685	1 Lap
7	2:18.779	1 Lap
24	2:17.960	1 Lap
49	2:18.146	1 Lap
50	2:18.849	1 Lap
42	2:19.480	1 Lap
47	2:18.273	1 Lap
12	2:04.589	59.708
21	2:18.997	1 Lap
20	2:20.885	1 Lap
48	2:21.017	1 Lap
45	2:21.342	1 Lap
22	2:20.654	1 Lap
28	2:22.482	1 Lap
18	2:24.986	1 Lap
11	2:10.627	1:52.421

Num	Tiempo Vta.	Dif. 1º
-----	-------------	---------

Vta 10

1	1:59.458	
9	1:58.182	04.038
10	2:00.404	24.790
14	2:02.692	34.874
46	2:03.627	35.320
25	2:14.119	1 Lap
7	2:14.529	1 Lap
12	2:06.955	1:07.205
24	2:18.538	1 Lap
49	2:17.610	1 Lap





Circuito del Jarama

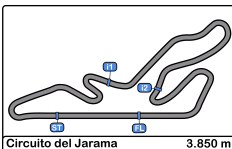
División 1

1ª Carrera

Análisis



42	2:19.653	1 Lap
47	2:19.272	1 Lap
50	2:20.590	1 Lap
21	2:19.014	1 Lap
48	2:20.525	1 Lap
20	2:21.648	1 Lap
45	2:21.787	1 Lap
22	2:22.061	1 Lap
28	2:23.265	1 Lap
11	2:12.015	2:04.978
18	2:24.705	1 Lap



Circuito del Jarama

División 1

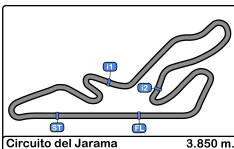
1ª Carrera

Mejores Sectores



Sector - 1				Sector - 2				Sector - 3				Vuelta Ideal vs Mejor Vuelta				
Clas	Nº	Piloto	Tiempo	Nº	Piloto	Tiempo	Nº	Piloto	Tiempo	Clas	Nº	Piloto	Vta. Ideal	Mejor V.	Clas	
1	1	Ignacio J. Leirana Castillo	43.857	1	Ignacio J. Leirana Castillo	38.235	1	Ignacio J. Leirana Castillo	31.791	1	1	Ignacio J. Leirana Castillo	1:53.883	1:54.638	1	
2	9	Santiago Castilla Salinero	44.826	9	Santiago Castilla Salinero	39.384	9	Santiago Castilla Salinero	32.213	2	9	Santiago Castilla Salinero	1:56.423	1:56.916	2	
3	10	Collin Camacho - Collin Tallavi	45.168	10	Collin Camacho - Collin Tallavi	39.496	10	Collin Camacho - Collin Tallavi	33.085	3	10	Collin Camacho - Collin Tallavi	1:57.749	1:58.526	3	
4	14	Christian García García	45.581	46	Miguel Abuin Taeño	40.134	14	Christian García García	33.342	4	14	Christian García García	1:59.361	1:59.361	4	
5	46	Miguel Abuin Taeño	46.116	14	Christian García García	40.438	46	Miguel Abuin Taeño	33.442	5	46	Miguel Abuin Taeño	1:59.692	2:00.515	5	
6	12	Bajo Robles - Bajo Rodriguez	47.227	12	Bajo Robles - Bajo Rodriguez	41.692	12	Bajo Robles - Bajo Rodriguez	34.699	6	12	Bajo Robles - Bajo Rodriguez	2:03.618	2:03.631	6	
7	11	Marcos M. Gonzalez	49.287	11	Marcos M. Gonzalez	43.380	11	Marcos M. Gonzalez	35.861	7	11	Marcos M. Gonzalez	2:08.528	2:09.335	7	
8	7	Teresa Gonzalez Holgado	50.680	7	Teresa Gonzalez Holgado	44.427	7	Teresa Gonzalez Holgado	35.916	8	7	Teresa Gonzalez Holgado	2:11.023	2:13.776	9	
9	25	Juan Fco. Sanchez	50.791	25	Juan Fco. Sanchez	44.609	25	Juan Fco. Sanchez	37.308	9	25	Juan Fco. Sanchez	2:12.708	2:13.166	8	
10	50	Francisco M. Puertas Pérez	51.863	42	Adrian Garcia Lopez	47.260	50	Francisco M. Puertas Pérez	38.128	10	50	Francisco M. Puertas Pérez	2:17.363	2:17.431	10	
11	24	Felix Aparicio Rodriguez	51.888	49	Jorge J. Rodriguez Cañibano	47.370	49	Jorge J. Rodriguez Cañibano	38.161	11	49	Jorge J. Rodriguez Cañibano	2:17.545	2:17.610	11	
12	49	Jorge J. Rodriguez Cañibano	52.014	50	Francisco M. Puertas Pérez	47.372	42	Adrian Garcia Lopez	38.333	12	42	Adrian Garcia Lopez	2:17.629	2:17.785	13	
13	42	Adrian Garcia Lopez	52.036	24	Felix Aparicio Rodriguez	47.444	24	Felix Aparicio Rodriguez	38.348	13	24	Felix Aparicio Rodriguez	2:17.680	2:17.680	12	
14	47	Alberto González Chec	52.045	47	Alberto González Chec	47.533	47	Alberto González Chec	38.366	14	47	Alberto González Chec	2:17.944	2:18.273	14	
15	21	Mario Castro Lorente	52.136	21	Mario Castro Lorente	47.665	21	Mario Castro Lorente	38.467	15	21	Mario Castro Lorente	2:18.268	2:18.326	15	
16	48	Ruben Gonzalez Chec	52.548	48	Ruben Gonzalez Chec	47.984	48	Ruben Gonzalez Chec	38.472	16	48	Ruben Gonzalez Chec	2:19.004	2:19.501	16	
17	20	"Vivi" Garcia	52.859	20	"Vivi" Garcia	48.018	20	"Vivi" Garcia	38.841	17	20	"Vivi" Garcia	2:19.718	2:19.910	17	
18	22	Gabriel O. Alonso Savarino	52.862	28	Pedro D. Moya Rodriguez	48.230	45	Sergio Cabal Diez	38.887	18	22	Gabriel O. Alonso Savarino	2:20.044	2:20.632	18	
19	45	Sergio Cabal Diez	53.047	22	Gabriel O. Alonso Savarino	48.241	28	Pedro D. Moya Rodriguez	38.912	19	45	Sergio Cabal Diez	2:20.377	2:20.704	19	
20	28	Pedro D. Moya Rodriguez	53.297	45	Sergio Cabal Diez	48.443	22	Gabriel O. Alonso Savarino	38.941	20	28	Pedro D. Moya Rodriguez	2:20.439	2:20.890	20	
21	18	Guillermo Velasco Ortega	54.564	18	Guillermo Velasco Ortega	49.629	18	Guillermo Velasco Ortega	39.654	21	18	Guillermo Velasco Ortega	2:23.847	2:24.067	21	





Circuito del Jarama

División 1

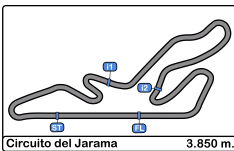
1ª Carrera

Secuencia Lider



<u>Nº</u>	<u>Concursante</u>	<u>Piloto 1</u>	<u>Piloto 2</u>	<u>Vehiculo</u>	<u>Cat</u>	<u>Vta. Inici</u>	<u>Vta. Fin</u>	<u>Vtas.</u>	<u>Total Vtas.</u>
1	IGNACIO J. LEIRANA CASTILL	Ignacio J. Leirana Castillo		CITROEN AX	3	1	10	10	10





Circuito del Jarama

División 1

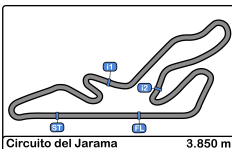
1ª Carrera

5 Mejores Tiempos



Cl	Nº	Concursante	Piloto 1	Piloto 2	Vehiculo	Cat	Cl	Mejor 1		Mejor 2		Mejor 3		Mejor 4		Mejor 5	
								Tiempo	Vta.	Tiempo	Vta.	Tiempo	Vta.	Tiempo	Vta.	Tiempo	Vta.
1	1	IGNACIO J. LEIRANA CASTILLO	Ignacio J. Leirana Castillo		CITROEN AX	3	1	1:54.638	2	1:54.780	1	1:56.468	3	1:56.592	6	1:59.100	7
2	9	EFICAR TEAM	Santiago Castilla Salinero		HYUNDAI GETZ	3	2	1:56.916	1	1:56.941	5	1:56.960	2	1:57.542	4	1:58.175	9
3	10	ESC. MADRID HISTÓRICOS	Juan Collin Camacho	Alvaro Collin Tallavi	BMW 325i E36	EN-3	1	1:58.526	2	1:58.672	1	2:00.099	3	2:00.197	6	2:00.207	4
4	14	R A C E	Christian García García		HYUNDAI ACCENT	2	1	1:59.361	4	1:59.999	5	2:00.722	6	2:01.341	1	2:01.342	2
5	46	C.D.E. ÚLTIMA VUELTA	Miguel Abuin Taelño		PEUGEOT 205	EN-2	1	2:00.515	1	2:00.644	6	2:00.725	7	2:00.963	4	2:01.240	5
6	12	SMC Junior Motorsport	Alvaro Bajo Robles	Mauricio Bajo Rodriguez	SEAT 124 Especial	EN-2	2	2:03.631	3	2:03.852	6	2:04.006	5	2:04.038	7	2:04.135	2
7	11	R A C E	Marcos M. Gonzalez		CITROEN SAXO VTS	2	2	2:09.335	2	2:09.499	7	2:09.688	6	2:10.387	3	2:10.627	9
8	25	JUAN FCO. SANCHEZ JIMENEZ	Juan Fco. Sanchez Jimenez		HYUNDAI ACCENT	2	3	2:13.166	7	2:14.119	9	2:15.519	5	2:16.036	6	2:16.685	8
9	7	R A C E	Teresa Gonzalez Holgado		CITROEN AX 1.4	2	4	2:13.776	5	2:14.529	9	2:15.338	3	2:15.447	4	2:15.558	7
10	50	EFICAR TEAM	Francisco M. Puertas Pérez		TOYOTA AYGO N3	1	1	CK 2:17.431	5	2:17.441	4	2:18.267	6	2:18.849	8	2:19.492	2
11	49	EFICAR TEAM	Jorge J. Rodriguez Cañibano		TOYOTA AYGO N3	1	2	CK 2:17.610	9	2:18.146	8	2:18.385	4	2:18.562	5	2:18.841	7
12	24	C.D.E. ÚLTIMA VUELTA	Felix Aparicio Rodriguez		TOYOTA AYGO N3	1	3	CK 2:17.680	5	2:17.960	8	2:18.126	4	2:18.523	6	2:18.538	9
13	42	C.D.E. ÚLTIMA VUELTA	Adrian Garcia Lopez		TOYOTA AYGO N3	1	4	CK 2:17.785	6	2:17.976	5	2:18.181	4	2:18.836	7	2:19.480	8
14	47	ALBERTO GONZÁLEZ CHEC	Alberto González Checa		TOYOTA AYGO N3	1	5	CK 2:18.273	8	2:18.638	5	2:18.658	6	2:18.760	4	2:18.818	7
15	21	C.D.E. ÚLTIMA VUELTA	Mario Castro Lorente		TOYOTA AYGO N3	1	6	CK 2:18.326	4	2:18.613	5	2:18.901	3	2:18.997	8	2:19.014	9
16	48	C.D.E. ÚLTIMA VUELTA	Ruben Gonzalez Checa		TOYOTA AYGO N3	1	7	CK 2:19.501	7	2:19.720	3	2:19.894	4	2:20.525	9	2:20.734	2
17	20	R A C E	"Vivi" Garcia		TOYOTA AYGO N3	1	8	CK 2:19.910	3	2:20.201	2	2:20.443	7	2:20.456	4	2:20.885	8
18	22	CHEFO SPORT	Gabriel O. Alonzo Savarino		TOYOTA AYGO N3	1	9	CK 2:20.632	7	2:20.633	4	2:20.654	8	2:20.761	6	2:20.841	3
19	45	R A C E	Sergio Cabal Díez		TOYOTA AYGO N3	1	10	CK 2:20.704	2	2:20.757	7	2:20.809	3	2:20.828	4	2:20.924	6
20	28	C.D.E. ÚLTIMA VUELTA	Pedro D. Moya Rodriguez		TOYOTA AYGO N3	1	11	CK 2:20.890	4	2:21.005	2	2:21.145	3	2:21.980	5	2:22.482	8
21	18	A.E.C.D.	Guillermo Velasco Ortega		DATSUN 1200	EN-1	1	2:24.067	2	2:24.411	3	2:24.476	7	2:24.535	6	2:24.705	9





Circuito del Jarama

División 1

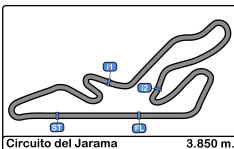
1ª Carrera

5 Mejores Velocidades



Cl	Nº	Concursante	Piloto 1	Piloto 2	Vehiculo	Cat	Cl	V. Max. 1		V. Max. 2		V. Max. 3		V. Max. 4		V. Max. 5		Avg	
								Km/h	Vta.	Km/h	Vta.	Km/h	Vta.	Km/h	Vta.	Km/h	Vta.		
1	10	ESC. MADRID HISTÓRICOS	<u>Juan Collin Camacho</u>	Alvaro Collin Tallavi	BMW 325i E36	EN-3	1	197.8	3	195.6	2	194.9	5	193.5	10	192.8	6	194.9	
2	1	IGNACIO J. LEIRANA CASTILLO	Ignacio J. Leirana Castillo		CITROEN AX	3	1	192.5	6	191.1	2	191.1	3	190.8	7	184.9	5	190.1	
3	46	C.D.E. ÚLTIMA VUELTA	Miguel Abuin Taeño		PEUGEOT 205	EN-2	1	189.8	9	189.8	10	188.8	8	187.8	5	186.2	7	188.4	
4	9	EFICAR TEAM	Santiago Castilla Salinero		HYUNDAI GETZ	3	2	185.8	6	185.5	3	185.5	7	184.9	9	184.6	2	185.3	
5	14	R A C E	Christian García García		HYUNDAI ACCENT	2	1	182.4	10	179.7	3	179.4	2	179.1	5	178.8	9	179.8	
6	12	SMC Junior Motorsport	<u>Alvaro Bajo Robles</u>	Mauricio Bajo Rodriguez	SEAT 124 Especial	EN-2	2	177.9	9	177.6	6	177.3	3	176.7	5	176.1	4	177.1	
7	11	R A C E	Marcos M. Gonzalez		CITROEN SAXO VTS	2	2	174.1	5	174.1	6	173.9	4	173.3	7	173.3	8	173.8	
8	25	JUAN FCO. SANCHEZ JIMENEZ	Juan Fco. Sanchez Jimenez		HYUNDAI ACCENT	2	3	168.2	5	168.2	7	167.1	6	166.6	9	165.8	2	167.2	
9	7	R A C E	Teresa Gonzalez Holgado		CITROEN AX 1.4	2	4	162.4	4	157.6	9	157.2	3	157.2	6	156.9	5	158.2	
10	24	C.D.E. ÚLTIMA VUELTA	Felix Aparicio Rodriguez		TOYOTA AYGO N3	1	1	CK	158.1	2	154.9	5	154.5	3	153.6	4	151.6	8	154.5
11	50	EFICAR TEAM	Francisco M. Puertas Pérez		TOYOTA AYGO N3	1	2	CK	157.4	2	156.7	6	156.2	8	155.3	3	155.1	4	156.2
12	42	C.D.E. ÚLTIMA VUELTA	Adrian Garcia Lopez		TOYOTA AYGO N3	1	3	CK	156.2	2	156.2	8	155.3	7	154.5	5	153.6	3	155.2
13	21	C.D.E. ÚLTIMA VUELTA	Mario Castro Lorente		TOYOTA AYGO N3	1	4	CK	154.9	2	153.8	5	153.6	4	153.4	6	152.9	3	153.7
14	47	ALBERTO GONZÁLEZ CHEC	Alberto González Checa		TOYOTA AYGO N3	1	5	CK	154.9	3	154.9	5	153.1	6	152.9	8	152.3	9	153.6
15	22	CHEFO SPORT	Gabriel O. Alonso Savarino		TOYOTA AYGO N3	1	6	CK	154.7	3	153.4	2	152.1	4	151.8	5	151.8	6	152.8
16	45	R A C E	Sergio Cabal Diez		TOYOTA AYGO N3	1	7	CK	154.7	2	153.6	3	152.7	4	152.7	6	152.7	7	153.3
17	49	EFICAR TEAM	Jorge J. Rodriguez Cañibano		TOYOTA AYGO N3	1	8	CK	154.7	7	154.2	6	153.4	8	151.8	2	151.6	3	153.2
18	20	R A C E	"Vivi" Garcia		TOYOTA AYGO N3	1	9	CK	154.0	3	152.5	5	152.5	6	152.1	4	151.6	2	152.5
19	28	C.D.E. ÚLTIMA VUELTA	Pedro D. Moya Rodriguez		TOYOTA AYGO N3	1	10	CK	154.0	3	153.8	5	153.6	2	152.5	4	152.1	6	153.2
20	48	C.D.E. ÚLTIMA VUELTA	Ruben Gonzalez Checa		TOYOTA AYGO N3	1	11	CK	153.1	2	151.8	5	151.6	8	150.8	3	150.8	6	151.6
21	18	A.E.C.D.	Guillermo Velasco Ortega		DATSUN 1200	EN-1	1	146.3	2	144.1	5	144.0	3	144.0	6	143.2	4	144.3	





Circuito del Jarama

División 1

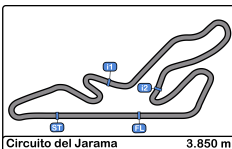
1ª Carrera

Secuencia Vueltas Rápidas



<u>Vta.</u>	<u>Hora Día</u>	<u>Tiempo Sesión</u>	<u>Nº</u>	<u>Concursante</u>	<u>Piloto 1</u>	<u>Piloto 2</u>	<u>Vehículo</u>	<u>Cat</u>	<u>Tiempo</u>	<u>Km/h</u>
2	14:34:24.427	3:49.427	1	IGNACIO J. LEIRANA	Ignacio J. Leirana Castillo		CITROEN AX	3	1:54.638	120.9





Circuito del Jarama

División 1

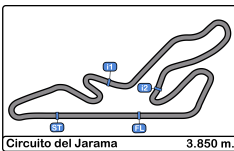
1ª Carrera

Mejor Maxima Velocidad del Evento



Nº	Concursante	Piloto 1	Piloto 2	Vehiculo	Cat	Km/h	Sesión
10	ESC. MADRID HISTÓRICOS	Juan Collin Camacho	Alvaro Collin Tallavi	BMW 325i E36	EN-3	198.8	Entrenamiento cronometrado
46	C.D.E. ÚLTIMA VUELTA	Miguel Abuin Taeño		PEUGEOT 205	EN-2	192.8	Entrenamiento cronometrado
1	IGNACIO J. LEIRANA	Ignacio J. Leirana Castillo		CITROEN AX	3	192.8	Entrenamiento cronometrado
9	EFICAR TEAM	Santiago Castilla Salinero		HYUNDAI GETZ	3	188.1	Entrenamiento cronometrado
14	R A C E	Christian García García		HYUNDAI ACCENT	2	182.4	1ª Carrera
12	SMC Junior Motorsport	Alvaro Bajo Robles	Mauricio Bajo Rodriguez	SEAT 124 Especial	EN-2	177.9	1ª Carrera
11	R A C E	Marcos M. Gonzalez		CITROEN SAXO VTS	2	177.3	Entrenamiento cronometrado
25	JUAN FCO. SANCHEZ	Juan Fco. Sanchez Jimenez		HYUNDAI ACCENT	2	169.5	Entrenamiento cronometrado
7	R A C E	Teresa Gonzalez Holgado		CITROEN AX 1.4	2	162.4	1ª Carrera
24	C.D.E. ÚLTIMA VUELTA	Felix Aparicio Rodriguez		TOYOTA AYGO N3	1 CK	158.1	1ª Carrera
50	EFICAR TEAM	Francisco M. Puertas Pérez		TOYOTA AYGO N3	1 CK	157.4	1ª Carrera
42	C.D.E. ÚLTIMA VUELTA	Adrian Garcia Lopez		TOYOTA AYGO N3	1 CK	156.2	1ª Carrera
21	C.D.E. ÚLTIMA VUELTA	Mario Castro Lorente		TOYOTA AYGO N3	1 CK	154.9	1ª Carrera
47	ALBERTO GONZÁLEZ	Alberto González Checa		TOYOTA AYGO N3	1 CK	154.9	1ª Carrera
45	R A C E	Sergio Cabal Diez		TOYOTA AYGO N3	1 CK	154.7	1ª Carrera
22	CHEFO SPORT	Gabriel O. Alonso Savarino		TOYOTA AYGO N3	1 CK	154.7	1ª Carrera
49	EFICAR TEAM	Jorge J. Rodriguez Cañibano		TOYOTA AYGO N3	1 CK	154.7	1ª Carrera
20	R A C E	"Vivi" Garcia		TOYOTA AYGO N3	1 CK	154.0	1ª Carrera
28	C.D.E. ÚLTIMA VUELTA	Pedro D. Moya Rodriguez		TOYOTA AYGO N3	1 CK	154.0	1ª Carrera
48	C.D.E. ÚLTIMA VUELTA	Ruben Gonzalez Checa		TOYOTA AYGO N3	1 CK	153.1	1ª Carrera
18	A.E.C.D.	Guillermo Velasco Ortega		DATSUN 1200	EN-1	146.3	1ª Carrera





Circuito del Jarama

División 1

1ª Carrera

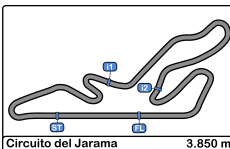
Cuentavueltas



Vta.

Nr	Po	Parr	1	2	3	4	5	6	7	8	9	10
1	1	1	1	1	1	1	1	1	1	1	1	1
9	2	9	9	9	9	9	9	9	9	9	9	9
10	3	10	10	10	10	10	10	10	10	10	10	10
46	4	46	46	46	46	14	14	14	14	46	46	14
14	5	14	14	14	14	46	46	46	46	14	14	46
12	6	12	12	12	12	12	12	12	12	12	12	12
11	7	11	11	11	11	11	11	11	11	11	11	11
25	8	25	25	25	25	7	7	7	7	25	25	
49	9	49	49	49	7	25	25	25	25	7	7	
24	10	24	47	24	49	49	24	24	24	24	24	
7	11	7	24	47	24	24	49	50	49	49	49	
50	12	50	42	50	50	50	50	49	42	50	42	
47	13	47	50	42	42	42	42	42	50	42	47	
42	14	42	21	7	47	47	47	47	47	47	50	
21	15	21	7	21	21	21	21	21	21	21	21	
48	16	48	20	20	20	20	20	20	20	20	48	
45	17	45	48	48	48	48	48	48	48	48	20	
20	18	20	45	45	45	45	45	45	45	45	45	
22	19	22	22	22	22	22	22	22	22	22	22	
28	20	28	28	28	28	28	28	28	28	28	28	
18	21	18	18	18	18	18	18	18	18	18	18	



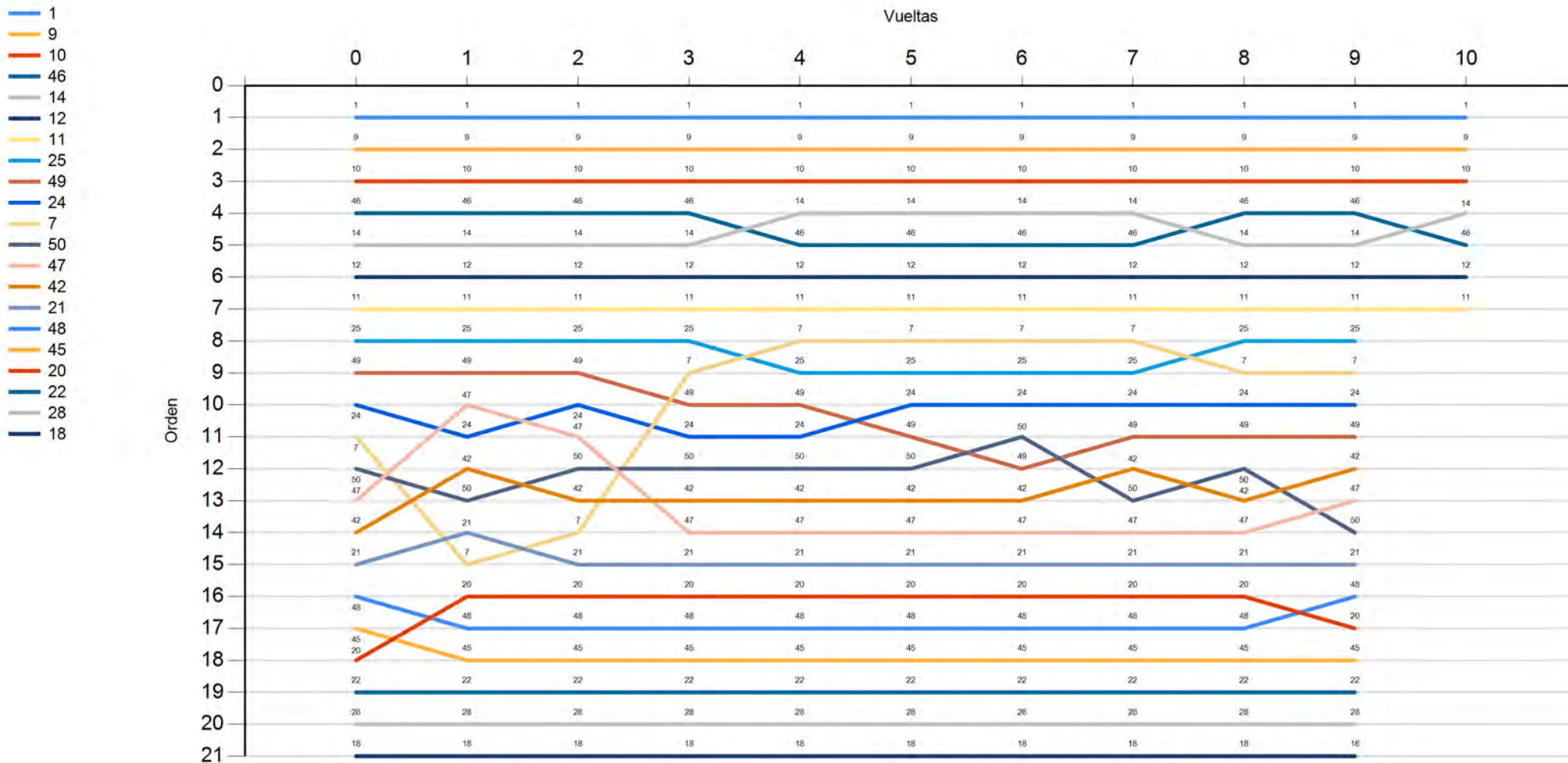


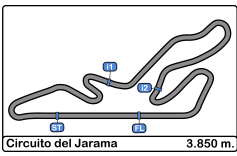
Circuito del Jarama

División 1

1ª Carrera

Cuentavueltas Gráfico





Circuito del Jarama

División 1

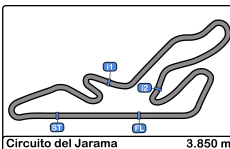
1ª Carrera

Tiempos Parada en Pit



Nr.	Hora Día En.	Concursante	Nac	Piloto 1	Nac	Piloto 2	Nac	Vehiculo	Cat	Tiempo Entra.	Stop N°	Tiempo Box	Handicap	Penalty
-----	--------------	-------------	-----	----------	-----	----------	-----	----------	-----	---------------	---------	------------	----------	---------





Circuito del Jarama

División 1

1ª Carrera


Resultados Finales



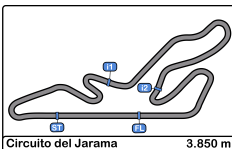
Cls	Nº	Concursante	Piloto 1	Piloto 2	Vehiculo	Cat	Cl	Vtas.	Tiempo	Dif 1º	Intervalo	Km/h	V.R.	Tiempo	Km/h	
1	1	IGNACIO J. LEIRANA CASTILLO	Ignacio J. Leirana Castillo		CITROEN AX	3	1	10	19:40.157			117.4	2	1:54.638	120.9	
2	9	EFICAR TEAM	Santiago Castilla Salinero		HYUNDAI GETZ	3	2	10	19:44.195	4.038	4.038	117.0	1	1:56.916	118.5	
3	10	ESC. MADRID HISTÓRICOS	Juan Collin Camacho	Alvaro Collin Tallavi	BMW 325i E36	EN-3	1	10	20:04.947	24.790	20.752	115.0	2	1:58.526	116.9	
4	14	R A C E	Christian Garcia Garcia		HYUNDAI ACCENT	2	1	10	20:15.031	34.874	10.084	114.0	4	1:59.361	116.1	
5	46	C.D.E. ÚLTIMA VUELTA	Miguel Abuin Taño		PEUGEOT 205	EN-2	1	10	20:15.477	35.320	0.446	114.0	1	2:00.515	115.0	
6	12	SMC Junior Motorsport	Alvaro Bajo Robles	Mauricio Bajo Rodriguez	SEAT 124 Especial	EN-2	2	10	20:47.362	1:07.205	31.885	111.1	3	2:03.631	112.1	
7	11	R A C E	Marcos M. Gonzalez		CITROEN SAXO VTS	2	2	10	21:45.135	2:04.978	57.773	106.1	2	2:09.335	107.1	
8	25	JUAN FCO. SANCHEZ JIME	Juan Fco. Sanchez Jimenez		HYUNDAI ACCENT	2	3	9	20:33.256	1 Vta	1 Vta	101.1	7	2:13.166	104.0	
9	7	R A C E	Teresa Gonzalez Holgado		CITROEN AX 1.4	2	4	9	20:34.481	1 Vta	1.225	101.0	5	2:13.776	103.6	
10	24	C.D.E. ÚLTIMA VUELTA	Felix Aparicio Rodriguez		TOYOTA AYGO N3	1	1	CK	9	20:51.725	1 Vta	17.244	99.6	5	2:17.680	100.6
11	49	EFICAR TEAM	Jorge J. Rodriguez Cañibano		TOYOTA AYGO N3	1	2	CK	9	20:52.128	1 Vta	0.403	99.6	9	2:17.610	100.7
12	42	C.D.E. ÚLTIMA VUELTA	Adrian Garcia Lopez		TOYOTA AYGO N3	1	3	CK	9	20:56.004	1 Vta	3.876	99.3	6	2:17.785	100.5
13	47	ALBERTO GONZÁLEZ CHEC	Alberto González Checa		TOYOTA AYGO N3	1	4	CK	9	20:56.515	1 Vta	0.511	99.2	8	2:18.273	100.2
14	50	EFICAR TEAM	Francisco M. Puertas Pérez		TOYOTA AYGO N3	1	5	CK	9	20:56.573	1 Vta	0.058	99.2	5	2:17.431	100.8
15	21	C.D.E. ÚLTIMA VUELTA	Mario Castro Lorente		TOYOTA AYGO N3	1	6	CK	9	21:00.601	1 Vta	4.028	98.9	4	2:18.326	100.1
16	48	C.D.E. ÚLTIMA VUELTA	Ruben Gonzalez Checa		TOYOTA AYGO N3	1	7	CK	9	21:12.679	1 Vta	12.078	98.0	7	2:19.501	99.3
17	20	R A C E	"Vivi" Garcia		TOYOTA AYGO N3	1	8	CK	9	21:13.480	1 Vta	0.801	97.9	3	2:19.910	99.0
18	45	R A C E	Sergio Cabal Diez		TOYOTA AYGO N3	1	9	CK	9	21:16.771	1 Vta	3.291	97.6	2	2:20.704	98.5
19	22	CHEFO SPORT	Gabriel O. Alonso Savarino		TOYOTA AYGO N3	1	10	CK	9	21:17.564	1 Vta	0.793	97.6	7	2:20.632	98.5
20	28	C.D.E. ÚLTIMA VUELTA	Pedro D. Moya Rodriguez		TOYOTA AYGO N3	1	11	CK	9	21:26.533	1 Vta	8.969	96.9	4	2:20.890	98.3
21	18	A.E.C.D.	Guillermo Velasco Ortega		DATSUN 1200	EN-1	1	9	21:49.371	1 Vta	22.838	95.2	2	2:24.067	96.2	

Vuelta Rápida Ignacio J. Leirana Castillo en 1:54.638 a 120.9 Km/h en la vuelta 2

Publicado a las:.....

Comisarios Deportivos:	Director de Carrera:	Cronometrador: 
-------------------------------	-----------------------------	---





Circuito del Jarama

División 1

2ª Carrera


Resultados Provisionales



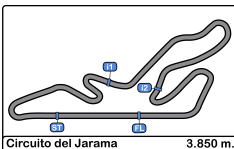
Cls	Nº	Concursante	Piloto 1	Piloto 2	Vehiculo	Cat	Cl	Vtas.	Tiempo	Dif 1º	Intervalo	Km/h	V.R.	Tiempo	Km/h	
1	1	IGNACIO J. LEIRANA CASTILLO	Ignacio J. Leirana Castillo		CITROEN AX	3	1	10	19:52.111			116.2	2	1:54.259	121.3	
2	9	EFICAR TEAM	Santiago Castilla Salinero		HYUNDAI GETZ	3	2	10	19:57.145	5.034	5.034	115.7	4	1:57.483	117.9	
3	10	ESC. MADRID HISTÓRICOS	Juan Collin Camacho	<u>Alvaro Collin Tallavi</u>	BMW 325i E36	EN-3	1	10	20:04.131	12.020	6.986	115.1	4	1:59.225	116.2	
4	46	C.D.E. ÚLTIMA VUELTA	Miguel Abuin Tañaño		PEUGEOT 205	EN-2	1	10	20:14.177	22.066	10.046	114.1	5	2:00.366	115.1	
5	12	SMC Junior Motorsport	Alvaro Bajo Robles	<u>Mauricio Bajo Rodriguez</u>	SEAT 124 Especial	EN-2	2	10	20:52.914	1:00.803	38.737	110.6	7	2:03.976	111.7	
6	11	R A C E	Marcos M. Gonzalez		CITROEN SAXO VTS	2	1	9	20:37.933	1 Vta	1 Vta	100.7	1	2:12.145	104.8	
7	25	JUAN FCO. SANCHEZ JIME	Juan Fco. Sanchez Jimenez		HYUNDAI ACCENT	2	2	9	20:49.479	1 Vta	11.546	99.8	4	2:16.647	101.4	
8	24	C.D.E. ÚLTIMA VUELTA	Felix Aparicio Rodriguez		TOYOTA AYGO N3	1	1	CK	9	20:51.510	1 Vta	2.031	8	2:18.137	100.3	
9	49	EFICAR TEAM	Jorge J. Rodriguez Cañibano		TOYOTA AYGO N3	1	2	CK	9	20:51.874	1 Vta	0.364	6	2:18.157	100.3	
10	42	C.D.E. ÚLTIMA VUELTA	Adrian Garcia Lopez		TOYOTA AYGO N3	1	3	CK	9	21:07.161	1 Vta	15.287	2	2:18.348	100.1	
11	21	C.D.E. ÚLTIMA VUELTA	Mario Castro Lorente		TOYOTA AYGO N3	1	4	CK	9	21:07.986	1 Vta	0.825	5	2:18.252	100.2	
12	47	ALBERTO GONZÁLEZ CHEC	Alberto González Checa		TOYOTA AYGO N3	1	5	CK	9	21:08.613	1 Vta	0.627	5	2:18.645	99.9	
13	48	C.D.E. ÚLTIMA VUELTA	Ruben Gonzalez Checa		TOYOTA AYGO N3	1	6	CK	9	21:10.207	1 Vta	1.594	3	2:19.733	99.1	
14	45	R A C E	Sergio Cabal Diez		TOYOTA AYGO N3	1	7	CK	9	21:13.695	1 Vta	3.488	3	2:19.741	99.1	
15	20	R A C E	"Vivi" Garcia		TOYOTA AYGO N3	1	8	CK	9	21:14.405	1 Vta	0.710	3	2:20.045	98.9	
16	28	C.D.E. ÚLTIMA VUELTA	Pedro D. Moya Rodriguez		TOYOTA AYGO N3	1	9	CK	9	21:14.877	1 Vta	0.472	4	2:20.164	98.8	
17	22	CHEFO SPORT	Gabriel O. Alonso Savarino		TOYOTA AYGO N3	1	10	CK	9	21:25.703	1 Vta	10.826	8	2:20.671	98.5	
18	7	R A C E	Teresa Gonzalez Holgado		CITROEN AX 1.4	2	3	9	21:30.301	1 Vta	4.598	96.6	3	2:20.574	98.5	
19	18	A.E.C.D.	Guillermo Velasco Ortega		DATSUN 1200	EN-1	1	9	21:55.435	1 Vta	25.134	94.8	2	2:24.451	95.9	
20	50	EFICAR TEAM	Francisco M. Puertas Pérez		TOYOTA AYGO N3	1	11	CK	8	18:39.159	2 Vtas	1 Vta	99.0	5	2:18.229	100.2

Vuelta Rápida Ignacio J. Leirana Castillo en 1:54.259 a 121.3 Km/h en la vuelta 2

Publicado a las:.....

Comisarios Deportivos:	Director de Carrera:	Cronometrador: 
-------------------------------	-----------------------------	---





Circuito del Jarama

División 1

2ª Carrera


Resultados Provisionales por categoría



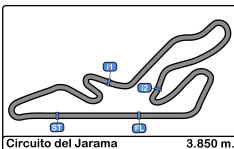
Cls	Nº	Concursante	Piloto 1	Piloto 2	Vehiculo	Cat	Cl	Vtas.	Tiempo	Dif 1º	Intervalo	Km/h	V.R.	Tiempo	Km/h	
Categoría 3																
1	1	IGNACIO J. LEIRANA CASTILLO	Ignacio J. Leirana Castillo		CITROEN AX	3	1	10	19:52.111			116.2	2	1:54.259	121.3	
2	9	EFICAR TEAM	Santiago Castilla Salinero		HYUNDAI GETZ	3	2	10	19:57.145	5.034	5.034	115.7	4	1:57.483	117.9	
Categoría ENDURANCE 3																
1	10	ESC. MADRID HISTÓRICOS	Juan Collin Camacho	<u>Alvaro Collin Tallavi</u>	BMW 325i E36	EN-3	1	10	20:04.131			115.1	4	1:59.225	116.2	
Categoría ENDURANCE 2																
1	46	C.D.E. ÚLTIMA VUELTA	Miguel Abuin Tañaño		PEUGEOT 205	EN-2	1	10	20:14.177			114.1	5	2:00.366	115.1	
2	12	SMC Junior Motorsport	Alvaro Bajo Robles	<u>Mauricio Bajo Rodriguez</u>	SEAT 124 Especial	EN-2	2	10	20:52.914	1:00.803	38.737	110.6	7	2:03.976	111.7	
Categoría 2																
1	11	R A C E	Marcos M. Gonzalez		CITROEN SAXO VTS	2	1	9	20:37.933			100.7	1	2:12.145	104.8	
2	25	JUAN FCO. SANCHEZ JIME	Juan Fco. Sanchez Jimenez		HYUNDAI ACCENT	2	2	9	20:49.479	1 Vta	11.546	99.8	4	2:16.647	101.4	
3	7	R A C E	Teresa Gonzalez Holgado		CITROEN AX 1.4	2	3	9	21:30.301	1 Vta	40.822	96.6	3	2:20.574	98.5	
Categoría 1																
1	24	C.D.E. ÚLTIMA VUELTA	Felix Aparicio Rodriguez		TOYOTA AYGO N3	1	1	CK	9	20:51.510		99.6	8	2:18.137	100.3	
2	49	EFICAR TEAM	Jorge J. Rodriguez Cañibano		TOYOTA AYGO N3	1	2	CK	9	20:51.874	1 Vta	0.364	99.6	6	2:18.157	100.3
3	42	C.D.E. ÚLTIMA VUELTA	Adrian Garcia Lopez		TOYOTA AYGO N3	1	3	CK	9	21:07.161	1 Vta	15.287	98.4	2	2:18.348	100.1
4	21	C.D.E. ÚLTIMA VUELTA	Mario Castro Lorente		TOYOTA AYGO N3	1	4	CK	9	21:07.986	1 Vta	0.825	98.3	5	2:18.252	100.2
5	47	ALBERTO GONZÁLEZ CHEC	Alberto González Checa		TOYOTA AYGO N3	1	5	CK	9	21:08.613	1 Vta	0.627	98.3	5	2:18.645	99.9
6	48	C.D.E. ÚLTIMA VUELTA	Ruben Gonzalez Checa		TOYOTA AYGO N3	1	6	CK	9	21:10.207	1 Vta	1.594	98.2	3	2:19.733	99.1
7	45	R A C E	Sergio Cabal Diez		TOYOTA AYGO N3	1	7	CK	9	21:13.695	1 Vta	3.488	97.9	3	2:19.741	99.1
8	20	R A C E	"Vivi" Garcia		TOYOTA AYGO N3	1	8	CK	9	21:14.405	1 Vta	0.710	97.8	3	2:20.045	98.9
9	28	C.D.E. ÚLTIMA VUELTA	Pedro D. Moya Rodriguez		TOYOTA AYGO N3	1	9	CK	9	21:14.877	1 Vta	0.472	97.8	4	2:20.164	98.8
10	22	CHEFO SPORT	Gabriel O. Alonso Savarino		TOYOTA AYGO N3	1	10	CK	9	21:25.703	1 Vta	10.826	97.0	8	2:20.671	98.5
11	50	EFICAR TEAM	Francisco M. Puertas Pérez		TOYOTA AYGO N3	1	11	CK	8	18:39.159	2 Vtas	1 Vta	99.0	5	2:18.229	100.2
Categoría ENDURANCE 1																
1	18	A.E.C.D.	Guillermo Velasco Ortega		DATSUN 1200	EN-1	1	9	21:55.435			94.8	2	2:24.451	95.9	

Vuelta Rápida Ignacio J. Leirana Castillo en 1:54.259 a 121.3 Km/h en la vuelta 2

Publicado a las:.....

Comisarios Deportivos:	Director de Carrera:	Cronometrador: 
-------------------------------	-----------------------------	---





Circuito del Jarama

División 1

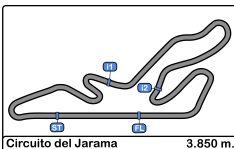
2ª Carrera

Clasificación Provisional por Vuelta Rápida de Piloto



Clas	Nº	Concursante	Vehiculo	Piloto	Cat	Clas	Vtas.	V.R	Tiempo	Dif 1º	Intervalo	Km/h	
1	1	IGNACIO J. LEIRANA CASTILLO	CITROEN AX	Ignacio J. Leirana Castillo	3	1	10	2	1:54.259			121.3	
2	9	EFICAR TEAM	HYUNDAI GETZ	Santiago Castilla Salinero	3	2	10	4	1:57.483	3.224	3.224	117.9	
3	10	ESC. MADRID HISTÓRICOS	BMW 325i E36	Alvaro Collin Tallavi	EN-3	1	10	4	1:59.225	4.966	1.742	116.2	
4	46	C.D.E. ÚLTIMA VUELTA	PEUGEOT 205	Miguel Abuin Taño	EN-2	1	10	5	2:00.366	6.107	1.141	115.1	
5	12	SMC Junior Motorsport	SEAT 124 Especial	Mauricio Bajo Rodriguez	EN-2	2	10	7	2:03.976	9.717	3.610	111.7	
6	11	R A C E	CITROEN SAXO VTS	Marcos M. Gonzalez	2	1	9	1	2:12.145	17.886	8.169	104.8	
7	25	JUAN FCO. SANCHEZ JIMENEZ	HYUNDAI ACCENT	Juan Fco. Sanchez Jimenez	2	2	9	4	2:16.647	22.388	4.502	101.4	
8	24	C.D.E. ÚLTIMA VUELTA	TOYOTA AYGO N3	Felix Aparicio Rodriguez	1	CK	1	9	8	2:18.137	23.878	1.490	100.3
9	49	EFICAR TEAM	TOYOTA AYGO N3	Jorge J. Rodriguez Cañibano	1	CK	2	9	6	2:18.157	23.898	0.020	100.3
10	50	EFICAR TEAM	TOYOTA AYGO N3	Francisco M. Puertas Pérez	1	CK	3	8	5	2:18.229	23.970	0.072	100.2
11	21	C.D.E. ÚLTIMA VUELTA	TOYOTA AYGO N3	Mario Castro Lorente	1	CK	4	9	5	2:18.252	23.993	0.023	100.2
12	42	C.D.E. ÚLTIMA VUELTA	TOYOTA AYGO N3	Adrian Garcia Lopez	1	CK	5	9	2	2:18.348	24.089	0.096	100.1
13	47	ALBERTO GONZÁLEZ CHECA	TOYOTA AYGO N3	Alberto González Checa	1	CK	6	9	5	2:18.645	24.386	0.297	99.9
14	48	C.D.E. ÚLTIMA VUELTA	TOYOTA AYGO N3	Ruben Gonzalez Checa	1	CK	7	9	3	2:19.733	25.474	1.088	99.1
15	45	R A C E	TOYOTA AYGO N3	Sergio Cabal Diez	1	CK	8	9	3	2:19.741	25.482	0.008	99.1
16	20	R A C E	TOYOTA AYGO N3	"Vivi" Garcia	1	CK	9	9	3	2:20.045	25.786	0.304	98.9
17	28	C.D.E. ÚLTIMA VUELTA	TOYOTA AYGO N3	Pedro D. Moya Rodriguez	1	CK	10	9	4	2:20.164	25.905	0.119	98.8
18	7	R A C E	CITROEN AX 1.4	Teresa Gonzalez Holgado	2		3	9	3	2:20.574	26.315	0.410	98.5
19	22	CHEFO SPORT	TOYOTA AYGO N3	Gabriel O. Alonso Savarino	1	CK	11	9	8	2:20.671	26.412	0.097	98.5
20	18	A.E.C.D.	DATSUN 1200	Guillermo Velasco Ortega	EN-1		1	9	2	2:24.451	30.192	3.780	95.9





Circuito del Jarama

División 1

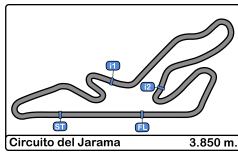
2ª Carrera

Distancia y Velocidad Media



Cls	Nº	Concursante	Piloto 1	Piloto 2	Vehiculo	Cat	Cls	Vtas.	Distancia	Tiempo	Km/h	
1	1	IGNACIO J. LEIRANA CASTIL	Ignacio J. Leirana Castillo		CITROEN AX	3	1	10	38.50	19:52.111	116.2	
2	9	EFICAR TEAM	Santiago Castilla Salinero		HYUNDAI GETZ	3	2	10	38.50	19:57.145	115.7	
3	10	ESC. MADRID HISTÓRICOS	Juan Collin Camacho	<u>Alvaro Collin Tallavi</u>	BMW 325i E36	EN-3	1	10	38.50	20:04.131	115.1	
4	46	C.D.E. ÚLTIMA VUELTA	Miguel Abuin Tañaño		PEUGEOT 205	EN-2	1	10	38.50	20:14.177	114.1	
5	12	SMC Junior Motorsport	Alvaro Bajo Robles	<u>Mauricio Bajo Rodriguez</u>	SEAT 124 Especial	EN-2	2	10	38.50	20:52.914	110.6	
6	11	R A C E	Marcos M. Gonzalez		CITROEN SAXO VTS	2	1	9	34.65	20:37.933	100.7	
7	25	JUAN FCO. SANCHEZ JIMEN	Juan Fco. Sanchez Jimenez		HYUNDAI ACCENT	2	2	9	34.65	20:49.479	99.8	
8	24	C.D.E. ÚLTIMA VUELTA	Felix Aparicio Rodriguez		TOYOTA AYGO N3	1	1	CK	9	34.65	20:51.510	99.6
9	49	EFICAR TEAM	Jorge J. Rodriguez Cañibano		TOYOTA AYGO N3	1	2	CK	9	34.65	20:51.874	99.6
10	42	C.D.E. ÚLTIMA VUELTA	Adrian Garcia Lopez		TOYOTA AYGO N3	1	3	CK	9	34.65	21:07.161	98.4
11	21	C.D.E. ÚLTIMA VUELTA	Mario Castro Lorente		TOYOTA AYGO N3	1	4	CK	9	34.65	21:07.986	98.3
12	47	ALBERTO GONZÁLEZ CHEC	Alberto González Checa		TOYOTA AYGO N3	1	5	CK	9	34.65	21:08.613	98.3
13	48	C.D.E. ÚLTIMA VUELTA	Ruben Gonzalez Checa		TOYOTA AYGO N3	1	6	CK	9	34.65	21:10.207	98.2
14	45	R A C E	Sergio Cabal Diez		TOYOTA AYGO N3	1	7	CK	9	34.65	21:13.695	97.9
15	20	R A C E	"Vivi" Garcia		TOYOTA AYGO N3	1	8	CK	9	34.65	21:14.405	97.8
16	28	C.D.E. ÚLTIMA VUELTA	Pedro D. Moya Rodriguez		TOYOTA AYGO N3	1	9	CK	9	34.65	21:14.877	97.8
17	22	CHEFO SPORT	Gabriel O. Alonso Savarino		TOYOTA AYGO N3	1	10	CK	9	34.65	21:25.703	97.0
18	7	R A C E	Teresa Gonzalez Holgado		CITROEN AX 1.4	2	3	9	34.65	21:30.301	96.6	
19	18	A.E.C.D.	Guillermo Velasco Ortega		DATSUN 1200	EN-1	1	9	34.65	21:55.435	94.8	
20	50	EFICAR TEAM	Francisco M. Puertas Pérez		TOYOTA AYGO N3	1	11	CK	8	30.80	18:39.159	99.0





Circuito del Jarama

División 1

2ª Carrera

Tiempos Por Vuelta



1	1 Ignacio J. Leirana Castillo	CITROEN AX	11	1 Marcos M. Gonzalez	CITROEN SAXO VTS
3	2	IGNACIO J. LEIRANA CASTILLO	2	2	RACE

Vta	D	Tiempo	Sector 1	Sector 2	Sector 3	V.Max	Elapsed	Vta	D	Tiempo	Sector 1	Sector 2	Sector 3	V.Max	Elapsed
1		1:54.378	44.273	38.168	31.937	107.0	1:54.378	1		2:12.145	51.423	44.013	36.709	106.9	2:12.145
2		1:54.259	44.112	38.038	32.109	190.4	3:48.637	2		2:13.171	50.040	45.420	37.711	173.0	4:25.316
3		1:56.717	44.449	39.488	32.780	183.9	5:45.354	3		2:18.466	53.212	46.810	38.444	156.0	6:43.782
4		1:56.436	45.062	38.900	32.474	179.7	7:41.790	4		2:19.866	54.971	46.989	37.906	126.9	9:03.648
5		1:56.776	44.847	39.362	32.567	187.8	9:38.566	5		2:18.862	53.502	47.392	37.968	145.5	11:22.510
6		1:59.052	46.007	39.832	33.213	169.0	11:37.618	6		2:19.802	52.689	47.794	39.319	143.4	13:42.312
7		1:59.211	45.903	40.028	33.280	180.9	13:36.829	7		2:21.815	55.559	47.880	38.376	132.1	16:04.127
8		2:02.831	47.287	41.453	34.091	166.9	15:39.660	8		2:15.853	52.161	46.357	37.335	144.7	18:19.980
9		2:06.608	48.996	42.825	34.787	158.8	17:46.268	9		2:17.953	52.551	47.014	38.388	148.3	20:37.933
10		2:05.843	48.901	42.224	34.718	152.9	19:52.111								

7	1 Teresa Gonzalez Holgado	CITROEN AX 1.4	12	1 Alvaro Bajo Robles	SEAT 124 Especial
2	2	RACE	EN-2	2 Mauricio Bajo Rodriguez	SMC Junior Motorsport

Vta	D	Tiempo	Sector 1	Sector 2	Sector 3	V.Max	Elapsed	Vta	D	Tiempo	Sector 1	Sector 2	Sector 3	V.Max	Elapsed
1		2:32.300	1:00.005	51.814	40.481	98.7	2:32.300	1	2	2:09.149	50.732	42.650	35.767	100.5	2:09.149
2		2:23.588	55.147	48.468	39.973	146.9	4:55.888	2	2	2:05.282	48.232	41.792	35.258	171.7	4:14.431
3		2:20.574	53.858	47.664	39.052	140.9	7:16.462	3	2	2:04.703	47.811	41.947	34.945	173.0	6:19.134
4		2:23.547	52.683	49.833	41.031	151.6	9:40.009	4	2	2:04.773	47.747	42.086	34.940	176.1	8:23.907
5		2:22.287	54.187	48.169	39.931	136.0	12:02.296	5	2	2:04.998	47.802	42.080	35.116	175.0	10:28.905
6		2:21.090	53.480	48.830	38.780	143.0	14:23.386	6	2	2:04.473	47.532	42.053	34.888	171.7	12:33.378
7		2:21.824	53.493	48.565	39.766	146.1	16:45.210	7	2	2:03.976	47.467	41.875	34.634	175.3	14:37.354
8		2:22.419	53.451	49.523	39.445	138.9	19:07.629	8	2	2:04.736	47.466	42.042	35.228	175.6	16:42.090
9		2:22.672	53.356	48.517	40.799	143.0	21:30.301	9	2	2:05.616	47.890	42.829	34.897	169.0	18:47.706
								10	2	2:05.208	47.897	42.060	35.251	171.4	20:52.914

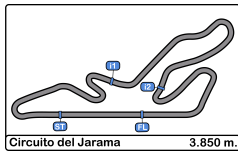
9	1 Santiago Castilla Salinero	HYUNDAI GETZ	18	1 Guillermo Velasco Ortega	DATSUN 1200
3	2	EFICAR TEAM	EN-1	2	A.E.C.D.

Vta	D	Tiempo	Sector 1	Sector 2	Sector 3	V.Max	Elapsed	Vta	D	Tiempo	Sector 1	Sector 2	Sector 3	V.Max	Elapsed
1		1:57.759	45.107	39.822	32.830	99.3	1:57.759	1		2:33.678	1:02.356	50.727	40.595	100.2	2:33.678
2		1:57.533	45.035	39.735	32.763	183.9	3:55.292	2		2:24.451	54.801	49.908	39.742	145.9	4:58.129
3		1:58.006	45.480	39.841	32.685	183.9	5:53.298	3		2:24.768	54.590	50.316	39.862	144.3	7:22.897
4		1:57.483	45.233	39.520	32.730	183.9	7:50.781	4		2:24.862	54.962	50.082	39.818	142.2	9:47.759
5		1:57.916	45.809	39.548	32.559	184.6	9:48.697	5		2:24.770	54.840	50.160	39.770	142.6	12:12.529
6		1:59.920	45.440	40.077	34.403	186.8	11:48.617	6		2:24.951	54.934	50.296	39.721	142.6	14:37.480
7		2:01.404	45.693	42.748	32.963	184.9	13:50.021	7		2:25.164	54.906	50.308	39.950	143.0	17:02.644
8		1:59.573	46.100	39.702	33.771	184.6	15:49.594	8		2:24.897	54.646	50.351	39.900	141.3	19:27.541
9		2:07.755	45.476	49.020	33.259	183.6	17:57.349	9		2:27.894	55.065	50.526	42.303	140.4	21:55.435
10		1:59.796	45.394	40.960	33.442	183.9	19:57.145								

10	1 Juan Collin Camacho	BMW 325i E36	20	1 "Vivi" Garcia	TOYOTA AYGO N3
EN-3	2 Alvaro Collin Tallavi	ESC. MADRID HISTÓRICOS	1	2	RACE

Vta	D	Tiempo	Sector 1	Sector 2	Sector 3	V.Max	Elapsed	Vta	D	Tiempo	Sector 1	Sector 2	Sector 3	V.Max	Elapsed
1	2	1:59.805	46.630	40.003	33.172	109.4	1:59.805	1		2:28.953	1:00.737	49.131	39.085	102.2	2:28.953
2	2	1:59.738	46.207	40.345	33.186	169.0	3:59.543	2		2:20.596	53.568	48.102	38.926	153.4	4:49.549
3	2	1:59.766	46.133	40.123	33.510	183.9	5:59.309	3		2:20.045	52.890	48.246	38.909	152.7	7:09.594
4	2	1:59.225	46.045	39.892	33.288	185.2	7:58.534	4		2:20.781	53.139	48.442	39.200	152.3	9:30.375
5	2	1:59.589	46.171	39.870	33.548	177.0	9:58.123	5		2:20.649	53.397	48.290	38.962	153.6	11:51.024
6	2	2:01.631	45.982	41.004	34.645	188.1	11:59.754	6		2:20.702	53.355	48.277	39.070	152.3	14:11.726
7	2	2:02.631	46.535	42.741	33.355	186.2	14:02.385	7		2:20.671	53.461	48.219	38.991	151.6	16:32.397
8	2	2:02.037	46.434	41.786	33.817	176.1	16:04.422	8		2:20.474	53.309	48.188	38.977	151.6	18:52.871
9	2	1:59.993	46.182	40.306	33.505	189.4	18:04.415	9		2:21.534	53.527	48.421	39.586	152.1	21:14.405
10	2	1:59.716	46.167	40.007	33.542	177.6	20:04.131								





Circuito del Jarama

División 1

2ª Carrera

Tiempos Por Vuelta



21 1 Mario Castro Lorente TOYOTA AYGO N3 **28** 1 Pedro D. Moya Rodriguez TOYOTA AYGO N3
 1 2 C.D.E. ÚLTIMA VUELTA 1 2 C.D.E. ÚLTIMA VUELTA

Vta	D	Tiempo	Sector 1	Sector 2	Sector 3	V.Max	Elapsed	Vta	D	Tiempo	Sector 1	Sector 2	Sector 3	V.Max	Elapsed
1		2:26.960	59.170	48.411	39.379	101.3	2:26.960	1		2:29.423	1:01.091	49.140	39.192	104.4	2:29.423
2		2:19.188	52.741	47.617	38.830	153.6	4:46.148	2		2:20.682	53.461	48.128	39.093	154.2	4:50.105
3		2:18.891	52.821	47.559	38.511	152.1	7:05.039	3		2:20.268	53.123	48.177	38.968	153.6	7:10.373
4		2:18.860	52.402	47.903	38.555	154.0	9:23.899	4		2:20.164	53.245	48.065	38.854	151.8	9:30.537
5		2:18.252	52.337	47.456	38.459	154.2	11:42.151	5		2:21.489	53.676	48.436	39.377	152.9	11:52.026
6		2:19.792	52.507	48.411	38.874	154.7	14:01.943	6		2:20.736	53.021	48.328	39.387	152.9	14:12.762
7		2:18.893	52.646	47.645	38.602	155.6	16:20.836	7		2:20.236	53.205	48.133	38.898	153.4	16:32.998
8		2:19.184	52.713	47.937	38.534	156.0	18:40.020	8		2:20.699	53.248	48.670	38.781	153.1	18:53.697
9		2:27.966	54.180	47.921	45.865	154.5	21:07.986	9		2:21.180	53.279	48.286	39.615	152.5	21:14.877

22 1 Gabriel O. Alonso Savarino TOYOTA AYGO N3 **42** 1 Adrian Garcia Lopez TOYOTA AYGO N3
 1 2 CHEFO SPORT 1 2 C.D.E. ÚLTIMA VUELTA

Vta	D	Tiempo	Sector 1	Sector 2	Sector 3	V.Max	Elapsed	Vta	D	Tiempo	Sector 1	Sector 2	Sector 3	V.Max	Elapsed
1		2:32.175	1:01.433	50.607	40.135	103.3	2:32.175	1		2:24.509	58.264	47.627	38.618	99.4	2:24.509
2		2:21.795	53.986	48.317	39.492	150.0	4:53.970	2		2:18.348	52.171	47.647	38.530	158.1	4:42.857
3		2:20.954	53.235	48.330	39.389	150.4	7:14.924	3		2:20.291	52.745	48.171	39.375	153.8	7:03.148
4		2:23.964	53.432	50.495	40.037	150.0	9:38.888	4		2:19.595	52.878	48.281	38.436	154.7	9:22.743
5		2:21.297	53.419	48.403	39.475	149.5	12:00.185	5		2:18.402	52.441	47.440	38.521	155.3	11:41.145
6		2:21.715	53.771	48.541	39.403	150.4	14:21.900	6		2:19.197	52.372	48.276	38.549	154.2	14:00.342
7		2:20.773	52.957	48.549	39.267	149.3	16:42.673	7		2:19.638	52.646	47.842	39.150	152.1	16:19.980
8		2:20.671	52.822	48.586	39.263	150.0	19:03.344	8		2:19.135	52.328	47.816	38.991	154.9	18:39.115
9		2:22.359	53.179	48.825	40.355	148.3	21:25.703	9		2:28.046	53.937	48.577	45.532	147.9	21:07.161

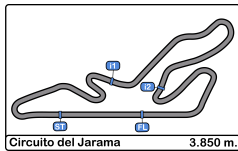
24 1 Felix Aparicio Rodriguez TOYOTA AYGO N3 **45** 1 Sergio Cabal Diez TOYOTA AYGO N3
 1 2 C.D.E. ÚLTIMA VUELTA 1 2 R A C E

Vta	D	Tiempo	Sector 1	Sector 2	Sector 3	V.Max	Elapsed	Vta	D	Tiempo	Sector 1	Sector 2	Sector 3	V.Max	Elapsed
1		2:22.084	55.887	47.490	38.707	94.1	2:22.084	1		2:28.005	59.864	48.792	39.349	102.0	2:28.005
2		2:18.759	52.681	47.738	38.340	153.1	4:40.843	2		2:20.761	53.293	48.581	38.887	154.2	4:48.766
3		2:19.029	52.969	47.754	38.306	153.1	6:59.872	3		2:19.741	52.800	48.141	38.800	154.5	7:08.507
4		2:20.084	54.090	47.652	38.342	150.6	9:19.956	4		2:20.185	52.768	48.376	39.041	154.5	9:28.692
5		2:18.406	52.684	47.488	38.234	155.1	11:38.362	5		2:20.402	53.058	48.446	38.898	153.4	11:49.094
6		2:18.141	52.191	47.471	38.479	154.7	13:56.503	6		2:21.445	53.115	48.636	39.694	152.1	14:10.539
7		2:18.184	52.419	47.467	38.298	153.8	16:14.687	7		2:21.016	53.472	48.483	39.061	151.8	16:31.555
8		2:18.137	52.294	47.381	38.462	153.6	18:32.824	8		2:20.791	53.309	48.563	38.919	151.2	18:52.346
9		2:18.686	52.643	47.630	38.413	151.0	20:51.510	9		2:21.349	53.313	48.524	39.512	151.0	21:13.695

25 1 Juan Fco. Sanchez Jimenez HYUNDAI ACCENT **46** 1 Miguel Abuin Taeño PEUGEOT 205
 2 2 JUAN FCO. SANCHEZ JIMENEZ EN-2 2 C.D.E. ÚLTIMA VUELTA

Vta	D	Tiempo	Sector 1	Sector 2	Sector 3	V.Max	Elapsed	Vta	D	Tiempo	Sector 1	Sector 2	Sector 3	V.Max	Elapsed
1		2:25.154	58.621	48.390	38.143	88.0	2:25.154	1		2:01.776	47.449	40.673	33.654	106.8	2:01.776
2		2:18.340	53.292	47.201	37.847	160.2	4:43.494	2		2:00.934	46.532	40.635	33.767	179.7	4:02.710
3		2:17.511	53.129	46.365	38.017	169.0	7:01.005	3		2:01.372	46.908	40.703	33.761	178.8	6:04.082
4		2:16.647	52.032	46.298	38.317	166.6	9:17.652	4		2:00.607	46.124	40.724	33.759	190.4	8:04.689
5		2:16.711	51.414	46.554	38.743	167.1	11:34.363	5		2:00.366	46.109	40.484	33.773	187.8	10:05.055
6		2:20.039	52.947	46.770	40.322	163.6	13:54.402	6		2:00.476	46.235	40.392	33.849	188.4	12:05.531
7		2:17.168	51.604	47.240	38.324	167.7	16:11.570	7		2:02.396	46.640	40.953	34.803	188.4	14:07.927
8		2:16.844	51.360	46.681	38.803	166.6	18:28.414	8		2:03.281	46.771	42.304	34.206	183.3	16:11.208
9		2:21.065	53.266	48.093	39.706	163.1	20:49.479	9		2:01.245	46.696	40.804	33.745	185.5	18:12.453
								10		2:01.724	46.528	41.198	33.998	183.0	20:14.177





Circuito del Jarama

División 1

2ª Carrera

Tiempos Por Vuelta



47 1 Alberto González Checa TOYOTA AYGO N3

1 2 ALBERTO GONZÁLEZ CHECA

Vta	D	Tiempo	Sector 1	Sector 2	Sector 3	V.Max	Elapsed
1		2:23.542	57.285	47.815	38.442	98.3	2:23.542
2		2:18.818	52.684	47.804	38.330	151.8	4:42.360
3		2:20.612	52.909	48.376	39.327	152.1	7:02.972
4		2:18.757	52.300	48.003	38.454	153.8	9:21.729
5		2:18.645	52.318	47.819	38.508	152.1	11:40.374
6		2:20.976	53.347	49.029	38.600	152.1	14:01.350
7		2:19.066	52.501	47.848	38.717	155.1	16:20.416
8		2:19.195	52.831	47.932	38.432	153.1	18:39.611
9		2:29.002	53.900	48.005	47.097	152.9	21:08.613

48 1 Ruben Gonzalez Checa TOYOTA AYGO N3

1 2 C.D.E. ÚLTIMA VUELTA

Vta	D	Tiempo	Sector 1	Sector 2	Sector 3	V.Max	Elapsed
1		2:27.292	58.778	49.634	38.880	101.7	2:27.292
2		2:20.884	53.272	48.076	39.536	153.6	4:48.176
3		2:19.733	52.951	48.055	38.727	151.4	7:07.909
4		2:19.801	52.734	48.330	38.737	151.0	9:27.710
5		2:20.027	53.022	48.304	38.701	151.0	11:47.737
6		2:20.968	52.915	49.033	39.020	151.0	14:08.705
7		2:20.063	53.057	48.432	38.574	152.3	16:28.768
8		2:20.311	53.159	48.413	38.739	150.8	18:49.079
9		2:21.128	53.066	48.378	39.684	151.2	21:10.207

49 1 Jorge J. Rodriguez Cañibano TOYOTA AYGO N3

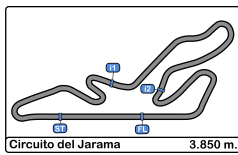
1 2 EFICAR TEAM

Vta	D	Tiempo	Sector 1	Sector 2	Sector 3	V.Max	Elapsed
1		2:21.641	55.517	47.480	38.644	91.9	2:21.641
2		2:18.900	52.865	47.571	38.464	150.6	4:40.541
3		2:19.655	53.228	48.153	38.274	151.2	7:00.196
4		2:19.416	53.604	47.487	38.325	150.4	9:19.612
5		2:18.282	52.790	47.244	38.248	152.5	11:37.894
6		2:18.157	52.293	47.550	38.314	152.5	13:56.051
7		2:18.401	52.632	47.302	38.467	152.1	16:14.452
8		2:18.681	52.713	47.511	38.457	154.2	18:33.133
9		2:18.741	53.008	47.475	38.258	153.4	20:51.874

50 1 Francisco M. Puertas Pérez TOYOTA AYGO N3

1 2 EFICAR TEAM

Vta	D	Tiempo	Sector 1	Sector 2	Sector 3	V.Max	Elapsed
1		2:24.423	57.675	47.726	39.022	97.7	2:24.423
2		2:19.052	52.499	47.911	38.642	157.2	4:43.475
3		2:19.940	52.365	48.396	39.179	154.0	7:03.415
4		2:19.116	52.480	48.198	38.438	156.0	9:22.531
5		2:18.229	52.320	47.488	38.421	155.6	11:40.760
6		2:20.350	52.643	49.165	38.542	154.9	14:01.110
7		2:18.956	52.368	47.777	38.811	154.9	16:20.066
8		2:19.093	52.777	47.707	38.609	156.0	18:39.159
9			53.708	48.657		146.3	



Circuito del Jarama

División 1

2ª Carrera

Análisis



Num **Tiempo Vta.** **Dif. 1º**

Vta 1

1	1:54.378	
9	1:57.759	03.381
10	1:59.805	05.427
46	2:01.776	07.398
12	2:09.149	14.771
11	2:12.145	17.767
49	2:21.641	27.263
24	2:22.084	27.706
47	2:23.542	29.164
50	2:24.423	30.045
42	2:24.509	30.131
25	2:25.154	30.776
21	2:26.960	32.582
48	2:27.292	32.914
45	2:28.005	33.627
20	2:28.953	34.575
28	2:29.423	35.045
22	2:32.175	37.797
7	2:32.300	37.922
18	2:33.678	39.300

Num **Tiempo Vta.** **Dif. 1º**

Vta 2

1	1:54.259	
9	1:57.533	06.655
10	1:59.738	10.906
46	2:00.934	14.073
12	2:05.282	25.794
11	2:13.171	36.679
49	2:18.900	51.904
24	2:18.759	52.206
47	2:18.818	53.723
42	2:18.348	54.220
50	2:19.052	54.838
25	2:18.340	54.857
21	2:19.188	57.511
48	2:20.884	59.539
45	2:20.761	1:00.129
20	2:20.596	1:00.912
28	2:20.682	1:01.468

22 2:21.795 1:05.333

7 2:23.588 1:07.251

18 2:24.451 1:09.492

Num **Tiempo Vta.** **Dif. 1º**

Vta 3

1	1:56.717	
9	1:58.006	07.944
10	1:59.766	13.955
46	2:01.372	18.728
12	2:04.703	33.780
11	2:18.466	58.428
24	2:19.029	1:14.518
49	2:19.655	1:14.842
25	2:17.511	1:15.651
47	2:20.612	1:17.618
42	2:20.291	1:17.794
50	2:19.940	1:18.061
21	2:18.891	1:19.685
48	2:19.733	1:22.555
45	2:19.741	1:23.153
20	2:20.045	1:24.240
28	2:20.268	1:25.019
22	2:20.954	1:29.570
7	2:20.574	1:31.108
18	2:24.768	1:37.543

Num **Tiempo Vta.** **Dif. 1º**

Vta 4

1	1:56.436	
9	1:57.483	08.991
10	1:59.225	16.744
46	2:00.607	22.899
12	2:04.773	42.117
11	2:19.866	1:21.858
25	2:16.647	1:35.862
49	2:19.416	1:37.822
24	2:20.084	1:38.166
47	2:18.757	1:39.939
50	2:19.116	1:40.741
42	2:19.595	1:40.953
21	2:18.860	1:42.109
48	2:19.801	1:45.920

45 2:20.185 1:46.902

20 2:20.781 1:48.585

28 2:20.164 1:48.747

Num **Tiempo Vta.** **Dif. 1º**

Vta 5

1	1:56.776	
22	2:23.964	1 Lap
7	2:23.547	1 Lap
18	2:24.862	1 Lap
9	1:57.916	10.131
10	1:59.589	19.557
46	2:00.366	26.489
12	2:04.998	50.339
11	2:18.862	1:43.944
25	2:16.711	1:55.797

Num **Tiempo Vta.** **Dif. 1º**

Vta 6

1	1:59.052	
49	2:18.282	1 Lap
24	2:18.406	1 Lap
47	2:18.645	1 Lap
50	2:18.229	1 Lap
42	2:18.402	1 Lap
21	2:18.252	1 Lap
48	2:20.027	1 Lap
9	1:59.920	10.999
45	2:20.402	1 Lap
20	2:20.649	1 Lap
28	2:21.489	1 Lap
10	2:01.631	22.136
22	2:21.297	1 Lap
7	2:22.287	1 Lap
46	2:00.476	27.913
18	2:24.770	1 Lap
12	2:04.473	55.760

Num **Tiempo Vta.** **Dif. 1º**

Vta 7

1	1:59.211	
11	2:19.802	1 Lap
9	2:01.404	13.192
25	2:20.039	1 Lap

49 2:18.157 1 Lap

24 2:18.141 1 Lap

42 2:19.197 1 Lap

50 2:20.350 1 Lap

47 2:20.976 1 Lap

21 2:19.792 1 Lap

10 2:02.631 25.556

46 2:02.396 31.098

48 2:20.968 1 Lap

45 2:21.445 1 Lap

20 2:20.702 1 Lap

28 2:20.736 1 Lap

22 2:21.715 1 Lap

7 2:21.090 1 Lap

12 2:03.976 1:00.525

18 2:24.951 1 Lap

Num **Tiempo Vta.** **Dif. 1º**

Vta 8

1	2:02.831	
9	1:59.573	09.934
11	2:21.815	1 Lap
10	2:02.037	24.762
46	2:03.281	31.548
25	2:17.168	1 Lap
49	2:18.401	1 Lap
24	2:18.184	1 Lap
42	2:19.638	1 Lap
50	2:18.956	1 Lap
47	2:19.066	1 Lap
21	2:18.893	1 Lap
48	2:20.063	1 Lap
45	2:21.016	1 Lap
20	2:20.671	1 Lap
28	2:20.236	1 Lap
12	2:04.736	1:02.430
22	2:20.773	1 Lap
7	2:21.824	1 Lap
18	2:25.164	1 Lap

Num **Tiempo Vta.** **Dif. 1º**

Vta 9

1	2:06.608	
---	----------	--

9 2:07.755 11.081

10 1:59.993 18.147

46 2:01.245 26.185

11 2:15.853 1 Lap

25 2:16.844 1 Lap

24 2:18.137 1 Lap

49 2:18.681 1 Lap

42 2:19.135 1 Lap

50 2:19.093 1 Lap

47 2:19.195 1 Lap

21 2:19.184 1 Lap

12 2:05.616 1:01.438

48 2:20.311 1 Lap

45 2:20.791 1 Lap

20 2:20.474 1 Lap

28 2:20.699 1 Lap

22 2:20.671 1 Lap

7 2:22.419 1 Lap

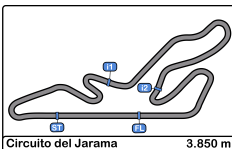
18 2:24.897 1 Lap

Num **Tiempo Vta.** **Dif. 1º**

Vta 10

1	2:05.843	
9	1:59.796	05.034
10	1:59.716	12.020
46	2:01.724	22.066
11	2:17.953	1 Lap
25	2:21.065	1 Lap
24	2:18.686	1 Lap
49	2:18.741	1 Lap
12	2:05.208	1:00.803
42	2:28.046	1 Lap
21	2:27.966	1 Lap
47	2:29.002	1 Lap
48	2:21.128	1 Lap
45	2:21.349	1 Lap
20	2:21.534	1 Lap
28	2:21.180	1 Lap
22	2:22.359	1 Lap
7	2:22.672	1 Lap
18	2:27.894	1 Lap





Circuito del Jarama

División 1

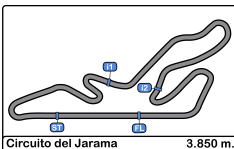
2ª Carrera

Mejores Sectores



Sector - 1				Sector - 2				Sector - 3				Vuelta Ideal vs Mejor Vuelta				
Clas	Nº	Piloto	Tiempo	Nº	Piloto	Tiempo	Nº	Piloto	Tiempo	Clas	Nº	Piloto	Vta. Ideal	Mejor V.	Clas	
1	1	Ignacio J. Leirana Castillo	44.112	1	Ignacio J. Leirana Castillo	38.038	1	Ignacio J. Leirana Castillo	31.937	1	1	Ignacio J. Leirana Castillo	1:54.087	1:54.259	1	
2	9	Santiago Castilla Salinero	45.035	9	Santiago Castilla Salinero	39.520	9	Santiago Castilla Salinero	32.559	2	9	Santiago Castilla Salinero	1:57.114	1:57.483	2	
3	10	Collin Camacho - Collin Tallavi	45.982	10	Collin Camacho - Collin Tallavi	39.870	10	Collin Camacho - Collin Tallavi	33.172	3	10	Collin Camacho - Collin Tallavi	1:59.024	1:59.225	3	
4	46	Miguel Abuin Taeño	46.109	46	Miguel Abuin Taeño	40.392	46	Miguel Abuin Taeño	33.654	4	46	Miguel Abuin Taeño	2:00.155	2:00.366	4	
5	12	Bajo Robles - Bajo Rodriguez	47.466	12	Bajo Robles - Bajo Rodriguez	41.792	12	Bajo Robles - Bajo Rodriguez	34.634	5	12	Bajo Robles - Bajo Rodriguez	2:03.892	2:03.976	5	
6	11	Marcos M. Gonzalez	50.040	11	Marcos M. Gonzalez	44.013	11	Marcos M. Gonzalez	36.709	6	11	Marcos M. Gonzalez	2:10.762	2:12.145	6	
7	25	Juan Fco. Sanchez	51.360	25	Juan Fco. Sanchez	46.298	25	Juan Fco. Sanchez	37.847	7	25	Juan Fco. Sanchez	2:15.505	2:16.647	7	
8	42	Adrian Garcia Lopez	52.171	49	Jorge J. Rodriguez Cañibano	47.244	24	Felix Aparicio Rodriguez	38.234	8	49	Jorge J. Rodriguez Cañibano	2:17.785	2:18.157	9	
9	24	Felix Aparicio Rodriguez	52.191	24	Felix Aparicio Rodriguez	47.381	49	Jorge J. Rodriguez Cañibano	38.248	9	24	Felix Aparicio Rodriguez	2:17.806	2:18.137	8	
10	49	Jorge J. Rodriguez Cañibano	52.293	42	Adrian Garcia Lopez	47.440	47	Alberto González Chec	38.330	10	42	Adrian Garcia Lopez	2:18.047	2:18.348	12	
11	47	Alberto González Chec	52.300	21	Mario Castro Lorente	47.456	50	Francisco M. Puertas Pérez	38.421	11	50	Francisco M. Puertas Pérez	2:18.229	2:18.229	10	
12	50	Francisco M. Puertas Pérez	52.320	50	Francisco M. Puertas Pérez	47.488	42	Adrian Garcia Lopez	38.436	12	21	Mario Castro Lorente	2:18.252	2:18.252	11	
13	21	Mario Castro Lorente	52.337	7	Teresa Gonzalez Holgado	47.664	21	Mario Castro Lorente	38.459	13	47	Alberto González Chec	2:18.434	2:18.645	13	
14	7	Teresa Gonzalez Holgado	52.683	47	Alberto González Chec	47.804	48	Ruben Gonzalez Chec	38.574	14	7	Teresa Gonzalez Holgado	2:19.127	2:20.574	18	
15	48	Ruben Gonzalez Chec	52.734	48	Ruben Gonzalez Chec	48.055	7	Teresa Gonzalez Holgado	38.780	15	48	Ruben Gonzalez Chec	2:19.363	2:19.733	14	
16	45	Sergio Cabal Diez	52.768	28	Pedro D. Moya Rodriguez	48.065	28	Pedro D. Moya Rodriguez	38.781	16	45	Sergio Cabal Diez	2:19.709	2:19.741	15	
17	22	Gabriel O. Alonso Savarino	52.822	20	"Vivi" Garcia	48.102	45	Sergio Cabal Diez	38.800	17	28	Pedro D. Moya Rodriguez	2:19.867	2:20.164	17	
18	20	"Vivi" Garcia	52.890	45	Sergio Cabal Diez	48.141	20	"Vivi" Garcia	38.909	18	20	"Vivi" Garcia	2:19.901	2:20.045	16	
19	28	Pedro D. Moya Rodriguez	53.021	22	Gabriel O. Alonso Savarino	48.317	22	Gabriel O. Alonso Savarino	39.263	19	22	Gabriel O. Alonso Savarino	2:20.402	2:20.671	19	
20	18	Guillermo Velasco Ortega	54.590	18	Guillermo Velasco Ortega	49.908	18	Guillermo Velasco Ortega	39.721	20	18	Guillermo Velasco Ortega	2:24.219	2:24.451	20	





Circuito del Jarama

División 1

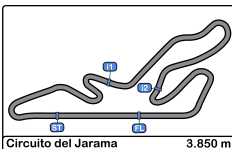
2ª Carrera

Secuencia Lider



<u>Nº</u>	<u>Concursante</u>	<u>Piloto 1</u>	<u>Piloto 2</u>	<u>Vehiculo</u>	<u>Cat</u>	<u>Vta. Inici</u>	<u>Vta. Fin</u>	<u>Vtas.</u>	<u>Total Vtas.</u>
1	IGNACIO J. LEIRANA CASTILL	Ignacio J. Leirana Castillo		CITROEN AX	3	1	10	10	10





Circuito del Jarama

División 1

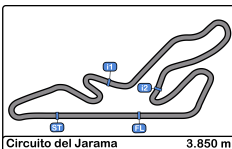
2ª Carrera

5 Mejores Tiempos



Cl	Nº	Concursante	Piloto 1	Piloto 2	Vehiculo	Cat	Cl	Mejor 1		Mejor 2		Mejor 3		Mejor 4		Mejor 5		
								Tiempo	Vta.	Tiempo	Vta.	Tiempo	Vta.	Tiempo	Vta.	Tiempo	Vta.	
1	1	IGNACIO J. LEIRANA CASTILLO	Ignacio J. Leirana Castillo		CITROEN AX	3	1	1:54.259	2	1:54.378	1	1:56.436	4	1:56.717	3	1:56.776	5	
2	9	EFICAR TEAM	Santiago Castilla Salinero		HYUNDAI GETZ	3	2	1:57.483	4	1:57.533	2	1:57.759	1	1:57.916	5	1:58.006	3	
3	10	ESC. MADRID HISTÓRICOS	Juan Collin Camacho	<u>Alvaro Collin Tallavi</u>	BMW 325i E36	EN-3	1	1:59.225	4	1:59.589	5	1:59.716	10	1:59.738	2	1:59.766	3	
4	46	C.D.E. ÚLTIMA VUELTA	Miguel Abuin Taeño		PEUGEOT 205	EN-2	1	2:00.366	5	2:00.476	6	2:00.607	4	2:00.934	2	2:01.245	9	
5	12	SMC Junior Motorsport	Alvaro Bajo Robles	<u>Mauricio Bajo Rodriguez</u>	SEAT 124 Especial	EN-2	2	2:03.976	7	2:04.473	6	2:04.703	3	2:04.736	8	2:04.773	4	
6	11	R A C E	Marcos M. Gonzalez		CITROEN SAXO VTS	2	1	2:12.145	1	2:13.171	2	2:15.853	8	2:17.953	9	2:18.466	3	
7	25	JUAN FCO. SANCHEZ JIMENEZ	Juan Fco. Sanchez Jimenez		HYUNDAI ACCENT	2	2	2:16.647	4	2:16.711	5	2:16.844	8	2:17.168	7	2:17.511	3	
8	24	C.D.E. ÚLTIMA VUELTA	Felix Aparicio Rodriguez		TOYOTA AYGO N3	1	1	CK	2:18.137	8	2:18.141	6	2:18.184	7	2:18.406	5	2:18.686	9
9	49	EFICAR TEAM	Jorge J. Rodriguez Cañibano		TOYOTA AYGO N3	1	2	CK	2:18.157	6	2:18.282	5	2:18.401	7	2:18.681	8	2:18.741	9
10	50	EFICAR TEAM	Francisco M. Puertas Pérez		TOYOTA AYGO N3	1	3	CK	2:18.229	5	2:18.956	7	2:19.052	2	2:19.093	8	2:19.116	4
11	21	C.D.E. ÚLTIMA VUELTA	Mario Castro Lorente		TOYOTA AYGO N3	1	4	CK	2:18.252	5	2:18.860	4	2:18.891	3	2:18.893	7	2:19.184	8
12	42	C.D.E. ÚLTIMA VUELTA	Adrian Garcia Lopez		TOYOTA AYGO N3	1	5	CK	2:18.348	2	2:18.402	5	2:19.135	8	2:19.197	6	2:19.595	4
13	47	ALBERTO GONZÁLEZ CHEC	Alberto González Checa		TOYOTA AYGO N3	1	6	CK	2:18.645	5	2:18.757	4	2:18.818	2	2:19.066	7	2:19.195	8
14	48	C.D.E. ÚLTIMA VUELTA	Ruben Gonzalez Checa		TOYOTA AYGO N3	1	7	CK	2:19.733	3	2:19.801	4	2:20.027	5	2:20.063	7	2:20.311	8
15	45	R A C E	Sergio Cabal Diez		TOYOTA AYGO N3	1	8	CK	2:19.741	3	2:20.185	4	2:20.402	5	2:20.761	2	2:20.791	8
16	20	R A C E	"Vivi" Garcia		TOYOTA AYGO N3	1	9	CK	2:20.045	3	2:20.474	8	2:20.596	2	2:20.649	5	2:20.671	7
17	28	C.D.E. ÚLTIMA VUELTA	Pedro D. Moya Rodriguez		TOYOTA AYGO N3	1	10	CK	2:20.164	4	2:20.236	7	2:20.268	3	2:20.682	2	2:20.699	8
18	7	R A C E	Teresa Gonzalez Holgado		CITROEN AX 1.4	2	3		2:20.574	3	2:21.090	6	2:21.824	7	2:22.287	5	2:22.419	8
19	22	CHEFO SPORT	Gabriel O. Alonso Savarino		TOYOTA AYGO N3	1	11	CK	2:20.671	8	2:20.773	7	2:20.954	3	2:21.297	5	2:21.715	6
20	18	A.E.C.D.	Guillermo Velasco Ortega		DATSUN 1200	EN-1	1		2:24.451	2	2:24.768	3	2:24.770	5	2:24.862	4	2:24.897	8





Circuito del Jarama

División 1

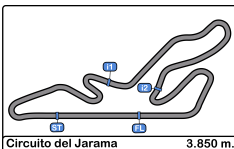
2ª Carrera

5 Mejores Velocidades



Cl	Nº	Concursante	Piloto 1	Piloto 2	Vehiculo	Cat	Cl	V. Max. 1		V. Max. 2		V. Max. 3		V. Max. 4		V. Max. 5		Avg	
								Km/h	Vta.	Km/h	Vta.	Km/h	Vta.	Km/h	Vta.	Km/h	Vta.		
1	1	IGNACIO J. LEIRANA CASTILLO	Ignacio J. Leirana Castillo		CITROEN AX	3	1	190.4	2	187.8	5	183.9	3	180.9	7	179.7	4	184.5	
2	46	C.D.E. ÚLTIMA VUELTA	Miguel Abuin Taelño		PEUGEOT 205	EN-2	1	190.4	4	188.4	6	188.4	7	187.8	5	185.5	9	188.1	
3	10	ESC. MADRID HISTÓRICOS	Juan Collin Camacho	<u>Alvaro Collin Tallavi</u>	BMW 325i E36	EN-3	1	189.4	9	188.1	6	186.2	7	185.2	4	183.9	3	186.6	
4	9	EFICAR TEAM	Santiago Castilla Salinero		HYUNDAI GETZ	3	2	186.8	6	184.9	7	184.6	5	184.6	8	183.9	2	184.9	
5	12	SMC Junior Motorsport	Alvaro Bajo Robles	<u>Mauricio Bajo Rodriguez</u>	SEAT 124 Especial	EN-2	2	176.1	4	175.6	8	175.3	7	175.0	5	173.0	3	175.0	
6	11	R A C E	Marcos M. Gonzalez		CITROEN SAXO VTS	2	1	173.0	2	156.0	3	148.3	9	145.5	5	144.7	8	153.5	
7	25	JUAN FCO. SANCHEZ JIMENEZ	Juan Fco. Sanchez Jimenez		HYUNDAI ACCENT	2	2	169.0	3	167.7	7	167.1	5	166.6	4	166.6	8	167.4	
8	42	C.D.E. ÚLTIMA VUELTA	Adrian Garcia Lopez		TOYOTA AYGO N3	1	1	CK	158.1	2	155.3	5	154.9	8	154.7	4	154.2	6	155.4
9	50	EFICAR TEAM	Francisco M. Puertas Pérez		TOYOTA AYGO N3	1	2	CK	157.2	2	156.0	4	156.0	8	155.6	5	154.9	6	155.9
10	21	C.D.E. ÚLTIMA VUELTA	Mario Castro Lorente		TOYOTA AYGO N3	1	3	CK	156.0	8	155.6	7	154.7	6	154.5	9	154.2	5	155.0
11	24	C.D.E. ÚLTIMA VUELTA	Felix Aparicio Rodríguez		TOYOTA AYGO N3	1	4	CK	155.1	5	154.7	6	153.8	7	153.6	8	153.1	2	154.1
12	47	ALBERTO GONZÁLEZ CHEC	Alberto González Checa		TOYOTA AYGO N3	1	5	CK	155.1	7	153.8	4	153.1	8	152.9	9	152.1	3	153.4
13	45	R A C E	Sergio Cabal Diez		TOYOTA AYGO N3	1	6	CK	154.5	3	154.5	4	154.2	2	153.4	5	152.1	6	153.7
14	28	C.D.E. ÚLTIMA VUELTA	Pedro D. Moya Rodríguez		TOYOTA AYGO N3	1	7	CK	154.2	2	153.6	3	153.4	7	153.1	8	152.9	5	153.4
15	49	EFICAR TEAM	Jorge J. Rodriguez Cañibano		TOYOTA AYGO N3	1	8	CK	154.2	8	153.4	9	152.5	5	152.5	6	152.1	7	152.9
16	20	R A C E	"Vivi" Garcia		TOYOTA AYGO N3	1	9	CK	153.6	5	153.4	2	152.7	3	152.3	4	152.3	6	152.8
17	48	C.D.E. ÚLTIMA VUELTA	Ruben Gonzalez Checa		TOYOTA AYGO N3	1	10	CK	153.6	2	152.3	7	151.4	3	151.2	9	151.0	4	151.9
18	7	R A C E	Teresa Gonzalez Holgado		CITROEN AX 1.4	2	3		151.6	4	146.9	2	146.1	7	143.0	6	143.0	9	146.1
19	22	CHEFO SPORT	Gabriel O. Alonso Savarino		TOYOTA AYGO N3	1	11	CK	150.4	3	150.4	6	150.0	2	150.0	4	150.0	8	150.1
20	18	A.E.C.D.	Guillermo Velasco Ortega		DATSUN 1200	EN-1	1		145.9	2	144.3	3	143.0	7	142.6	5	142.6	6	143.7





Circuito del Jarama

División 1

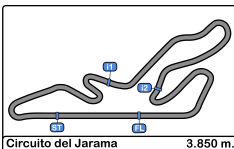
2ª Carrera

Secuencia Vueltas Rápidas



<u>Vta.</u>	<u>Hora Día</u>	<u>Tiempo Sesión</u>	<u>Nº</u>	<u>Concursante</u>	<u>Piloto 1</u>	<u>Piloto 2</u>	<u>Vehículo</u>	<u>Cat</u>	<u>Tiempo</u>	<u>Km/h</u>
2	16:34:42.787	3:48.787	1	IGNACIO J. LEIRANA	Ignacio J. Leirana Castillo		CITROEN AX	3	1:54.259	121.3





Circuito del Jarama

División 1

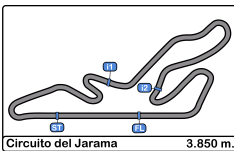
2ª Carrera

Mejor Maxima Velocidad del Evento



Nº	Concursante	Piloto 1	Piloto 2	Vehiculo	Cat	Km/h	Sesión
10	ESC. MADRID HISTÓRICOS	Juan Collin Camacho	Alvaro Collin Tallavi	BMW 325i E36	EN-3	198.8	Entrenamiento cronometrado
46	C.D.E. ÚLTIMA VUELTA	Miguel Abuin Taeño		PEUGEOT 205	EN-2	192.8	Entrenamiento cronometrado
1	IGNACIO J. LEIRANA	Ignacio J. Leirana Castillo		CITROEN AX	3	192.8	Entrenamiento cronometrado
9	EFICAR TEAM	Santiago Castilla Salinero		HYUNDAI GETZ	3	188.1	Entrenamiento cronometrado
14	R A C E	Christian García García		HYUNDAI ACCENT	2	182.4	1ª Carrera
12	SMC Junior Motorsport	Alvaro Bajo Robles	Mauricio Bajo Rodriguez	SEAT 124 Especial	EN-2	177.9	1ª Carrera
11	R A C E	Marcos M. Gonzalez		CITROEN SAXO VTS	2	177.3	Entrenamiento cronometrado
25	JUAN FCO. SANCHEZ	Juan Fco. Sanchez Jimenez		HYUNDAI ACCENT	2	169.5	Entrenamiento cronometrado
7	R A C E	Teresa Gonzalez Holgado		CITROEN AX 1.4	2	162.4	1ª Carrera
24	C.D.E. ÚLTIMA VUELTA	Felix Aparicio Rodriguez		TOYOTA AYGO N3	1 CK	158.1	1ª Carrera
42	C.D.E. ÚLTIMA VUELTA	Adrian Garcia Lopez		TOYOTA AYGO N3	1 CK	158.1	2ª Carrera
50	EFICAR TEAM	Francisco M. Puertas Pérez		TOYOTA AYGO N3	1 CK	157.4	1ª Carrera
21	C.D.E. ÚLTIMA VUELTA	Mario Castro Lorente		TOYOTA AYGO N3	1 CK	156.0	2ª Carrera
47	ALBERTO GONZÁLEZ	Alberto González Checa		TOYOTA AYGO N3	1 CK	155.1	2ª Carrera
45	R A C E	Sergio Cabal Diez		TOYOTA AYGO N3	1 CK	154.7	1ª Carrera
22	CHEFO SPORT	Gabriel O. Alonso Savarino		TOYOTA AYGO N3	1 CK	154.7	1ª Carrera
49	EFICAR TEAM	Jorge J. Rodriguez Cañibano		TOYOTA AYGO N3	1 CK	154.7	1ª Carrera
28	C.D.E. ÚLTIMA VUELTA	Pedro D. Moya Rodriguez		TOYOTA AYGO N3	1 CK	154.2	2ª Carrera
20	R A C E	"Vivi" Garcia		TOYOTA AYGO N3	1 CK	154.0	1ª Carrera
48	C.D.E. ÚLTIMA VUELTA	Ruben Gonzalez Checa		TOYOTA AYGO N3	1 CK	153.6	2ª Carrera
18	A.E.C.D.	Guillermo Velasco Ortega		DATSUN 1200	EN-1	146.3	1ª Carrera





Circuito del Jarama

División 1

2ª Carrera

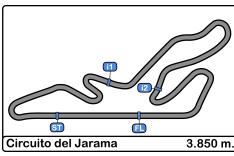
Cuentavueltas



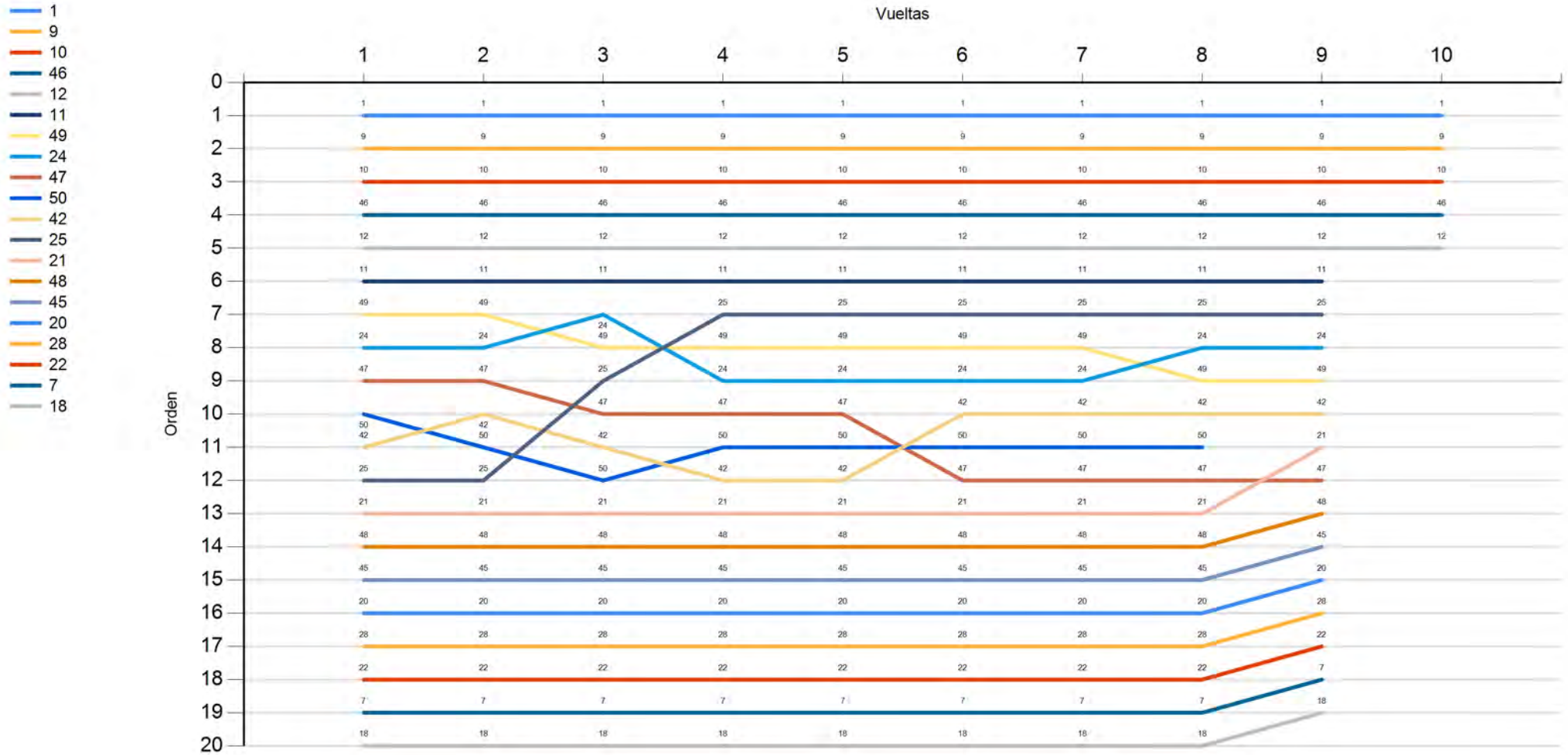
Vta.

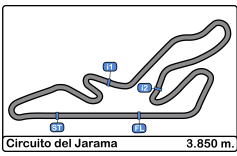
Nr	Po	1	2	3	4	5	6	7	8	9	10
1	1	1	1	1	1	1	1	1	1	1	1
9	2	9	9	9	9	9	9	9	9	9	9
10	3	10	10	10	10	10	10	10	10	10	10
46	4	46	46	46	46	46	46	46	46	46	46
12	5	12	12	12	12	12	12	12	12	12	12
11	6	11	11	11	11	11	11	11	11	11	
49	7	49	49	24	25	25	25	25	25	25	
24	8	24	24	49	49	49	49	49	24	24	
47	9	47	47	25	24	24	24	24	49	49	
50	10	50	42	47	47	47	42	42	42	42	
42	11	42	50	42	50	50	50	50	50	21	
25	12	25	25	50	42	42	47	47	47	47	
21	13	21	21	21	21	21	21	21	21	48	
48	14	48	48	48	48	48	48	48	48	45	
45	15	45	45	45	45	45	45	45	45	20	
20	16	20	20	20	20	20	20	20	20	28	
28	17	28	28	28	28	28	28	28	28	22	
22	18	22	22	22	22	22	22	22	22	7	
7	19	7	7	7	7	7	7	7	7	18	
18	20	18	18	18	18	18	18	18	18		





Circuito del Jarama
División 1
2ª Carrera
Cuentavueltas Gráfico





Circuito del Jarama

División 1

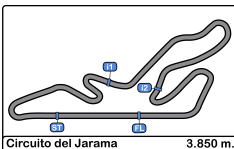
2ª Carrera

Tiempos Parada en Pit



Nr.	Hora Día En.	Concursante	Nac	Piloto 1	Nac	Piloto 2	Nac	Vehiculo	Cat	Tiempo Entra.	Stop Nº	Tiempo Box	Handicap	Penalty
-----	--------------	-------------	-----	----------	-----	----------	-----	----------	-----	---------------	---------	------------	----------	---------





Circuito del Jarama

División 1

2ª Carrera

Resultados Finales



Cls	Nº	Concursante	Piloto 1	Piloto 2	Vehiculo	Cat	Cl	Vtas.	Tiempo	Dif 1º	Intervalo	Km/h	V.R.	Tiempo	Km/h	
1	1	IGNACIO J. LEIRANA CASTILLO	Ignacio J. Leirana Castillo		CITROEN AX	3	1	10	19:52.111			116.2	2	1:54.259	121.3	
2	9	EFICAR TEAM	Santiago Castilla Salinero		HYUNDAI GETZ	3	2	10	19:57.145	5.034	5.034	115.7	4	1:57.483	117.9	
3	10	ESC. MADRID HISTÓRICOS	Juan Collin Camacho	Alvaro Collin Tallavi	BMW 325i E36	EN-3	1	10	20:04.131	12.020	6.986	115.1	4	1:59.225	116.2	
4	46	C.D.E. ÚLTIMA VUELTA	Miguel Abuin Tañaño		PEUGEOT 205	EN-2	1	10	20:14.177	22.066	10.046	114.1	5	2:00.366	115.1	
5	12	SMC Junior Motorsport	Alvaro Bajo Robles	Mauricio Bajo Rodriguez	SEAT 124 Especial	EN-2	2	10	20:52.914	1:00.803	38.737	110.6	7	2:03.976	111.7	
6	11	R A C E	Marcos M. Gonzalez		CITROEN SAXO VTS	2	1	9	20:37.933	1 Vta	1 Vta	100.7	1	2:12.145	104.8	
7	25	JUAN FCO. SANCHEZ JIME	Juan Fco. Sanchez Jimenez		HYUNDAI ACCENT	2	2	9	20:49.479	1 Vta	11.546	99.8	4	2:16.647	101.4	
8	24	C.D.E. ÚLTIMA VUELTA	Felix Aparicio Rodriguez		TOYOTA AYGO N3	1	1	CK	9	20:51.510	1 Vta	2.031	8	2:18.137	100.3	
9	49	EFICAR TEAM	Jorge J. Rodriguez Cañibano		TOYOTA AYGO N3	1	2	CK	9	20:51.874	1 Vta	0.364	6	2:18.157	100.3	
10	42	C.D.E. ÚLTIMA VUELTA	Adrian Garcia Lopez		TOYOTA AYGO N3	1	3	CK	9	21:07.161	1 Vta	15.287	2	2:18.348	100.1	
11	21	C.D.E. ÚLTIMA VUELTA	Mario Castro Lorente		TOYOTA AYGO N3	1	4	CK	9	21:07.986	1 Vta	0.825	5	2:18.252	100.2	
12	47	ALBERTO GONZÁLEZ CHEC	Alberto González Checa		TOYOTA AYGO N3	1	5	CK	9	21:08.613	1 Vta	0.627	5	2:18.645	99.9	
13	48	C.D.E. ÚLTIMA VUELTA	Ruben Gonzalez Checa		TOYOTA AYGO N3	1	6	CK	9	21:10.207	1 Vta	1.594	3	2:19.733	99.1	
14	45	R A C E	Sergio Cabal Diez		TOYOTA AYGO N3	1	7	CK	9	21:13.695	1 Vta	3.488	3	2:19.741	99.1	
15	20	R A C E	"Vivi" Garcia		TOYOTA AYGO N3	1	8	CK	9	21:14.405	1 Vta	0.710	3	2:20.045	98.9	
16	28	C.D.E. ÚLTIMA VUELTA	Pedro D. Moya Rodriguez		TOYOTA AYGO N3	1	9	CK	9	21:14.877	1 Vta	0.472	4	2:20.164	98.8	
17	22	CHEFO SPORT	Gabriel O. Alonso Savarino		TOYOTA AYGO N3	1	10	CK	9	21:25.703	1 Vta	10.826	8	2:20.671	98.5	
18	7	R A C E	Teresa Gonzalez Holgado		CITROEN AX 1.4	2	3	9	21:30.301	1 Vta	4.598	96.6	3	2:20.574	98.5	
19	18	A.E.C.D.	Guillermo Velasco Ortega		DATSUN 1200	EN-1	1	9	21:55.435	1 Vta	25.134	94.8	2	2:24.451	95.9	
20	50	EFICAR TEAM	Francisco M. Puertas Pérez		TOYOTA AYGO N3	1	11	CK	8	18:39.159	2 Vtas	1 Vta	99.0	5	2:18.229	100.2

Vuelta Rápida Ignacio J. Leirana Castillo en 1:54.259 a 121.3 Km/h en la vuelta 2

Publicado a las:.....

Comisarios Deportivos:	Director de Carrera:	Cronometrador:
-------------------------------	-----------------------------	-----------------------

