


# **33 GRAN PREMIO DE CAMIONES**

**Race 4**



**Circuito del Jarama 3850 m**


**5.-6. October 2019**

# 33 GRAN PREMIO DE CAMIONES

Circuito del Jarama, length 3850 m

5.-6. October 2019

Spain Truck Racing Championship



## Result Race 4

started : 7      classified : 7      not classified : 0

-Reg.No.: 19015

Pos	No.	Cl.	Entrant Name	License License	Team/Sponsor Make	Lap	Total kmh	GAP Diff.	fastest kmh	at Lap
1	66		C.D.E. ULTIMA VUELTA Jose Alberto VILA SAINZ		MAN F2000	10	21:18.975 108.368		2:05.659 110.299	3
2	4		EDARDO RODRIGUES Eduardo RODRIGES		MAN F2000	10	21:21.041 108.193	02.066	2:06.308 109.732	7
3	25		C.D.E. ULTIMA VUELTA Pedro MARCO SANCHEZ		MAN TGA 410	10	21:33.442 107.156	14.467	2:06.616 109.465	5
4	26		C.D.E. ULTIMA VUELTA Pedro Ignacio GARCIA MARCO		IVECO POWER STAR	10	21:48.551 105.919	29.576	2:08.826 107.587	8
5	48		C.D.E. ULTIMA VUELTA Nicolas GARCIA CARBONELL		MERCEDES SK	10	21:54.070 105.474	35.095	2:09.680 106.878	6
6	8		C.D.E. ULTIMA VUELTA David SANCHEZ PANOS		MERCEDES SK	10	22:58.079 100.575	1:39.104	2:14.129 103.333	3
7	69		C.D.E. ULTIMA VUELTA Francisco NAVARRO CARRIQUE		RENAULT G290	9	22:08.310 93.909	1 lap	2:25.836 95.038	2
<b>DNS   DID NOT START</b>										
	33		C.D.E. ULTIMA VUELTA Orlando SANTOS RODRIGUEZ		MERCEDES SK	0	00.000 0.000	10 laps	00.000 0.000	
	68		C.D.E. ULTIMA VUELTA Alejandro DIAZ AGUDO		SISU SL250	0	00.000 0.000	10 laps	00.000 0.000	

fastest lap: 66 VILA SAINZ Jose Alberto 2:05.659 =110.299 km/h

Issued:	Clerk of the Course: <i>18:57</i>	Timekeeper: <i>R. Werner</i>
---------	-----------------------------------	------------------------------

subject to final scrutineering

Timekeeping and Dataservice: wige SOLUTIONS GmbH & Co. KG, Meckenheim (GER)

Page 1

Chief timekeeping: Robin Werner, Bremen (GER), yasin.oezer@wige.de

printed : 6.10.2019 - 16:54

# 33 GRAN PREMIO DE CAMIONES

Circuito del Jarama, length 3850 m

5.-6. October 2019

Spain Truck Racing Championship



## Lap by Lap Race 4,

-Reg.No.: 19015

4 Eduardo RODRIGES , MAN F2000 /															
1	2:13.828	2	2:08.758	3	2:07.510	4	2:07.704	5	2:07.178	6	2:06.686	7	2:06.308	8	2:08.590
9	2:06.776	10	2:07.703												

8 David SANCHEZ PANOS , MERCEDES SK /															
1	2:22.516	2	2:14.946	3	2:14.129	4	2:15.868	5	2:14.701	6	2:15.008	7	2:16.583	8	2:14.262
9	2:22.281	10	2:27.785												

25 Pedro MARCO SANCHEZ , MAN TGA 410 /															
1	2:17.153	2	2:08.341	3	2:10.278	4	2:07.153	5	2:06.616	6	2:07.606	7	2:07.054	8	2:08.077
9	2:09.326	10	2:11.838												

26 Pedro Ignacio GARCIA MARCO , IVECO POWER STAR /															
1	2:15.472	2	2:09.664	3	2:11.318	4	2:11.581	5	2:10.098	6	2:10.328	7	2:09.614	8	2:08.826
9	2:11.418	10	2:10.232												

48 Nicolas GARCIA CARBONELL , MERCEDES SK /															
1	2:16.918	2	2:11.081	3	2:10.499	4	2:10.853	5	2:10.615	6	2:09.680	7	2:09.834	8	2:11.479
9	2:11.450	10	2:11.661												

66 Jose Alberto VILA SAINZ , MAN F2000 /															
1	2:14.846	2	2:07.299	3	2:05.659	4	2:06.309	5	2:08.624	6	2:07.095	7	2:05.911	8	2:07.261
9	2:08.033	10	2:07.938												

69 Francisco NAVARRO CARRIQUE , RENAULT G290 /															
1	2:32.858	2	2:25.836	3	2:26.361	4	2:26.696	5	2:26.437	6	2:26.806	7	2:28.274	8	2:28.157
9	2:26.885														

# 33 GRAN PREMIO DE CAMIONES

Circuito del Jarama, length 3850 m

5.-6. October 2019

Spain Truck Racing Championship



## Lap Analysis Race 4,

-Reg.No.: 19015

4 Eduardo RODRIGES () (MAN F2000)						Theoretische Bestzeit: 2:06.133					
Lap	D	Time	S1	S2	S3	Lap	D	Time	S1	S2	S3
1	1	2:13.828	55.177	42.304	36.347	6	1	2:06.886	50.088	41.073	35.525
2	1	2:08.758	50.064	42.123	36.571	7	1	<b>2:06.308</b>	50.075	<b>40.739</b>	<b>35.494</b>
3	1	2:07.510	50.577	41.118	35.815	8	1	2:08.590	50.335	42.584	35.691
4	1	2:07.704	50.122	41.512	36.070	9	1	2:06.776	<b>49.900</b>	41.266	35.610
5	1	2:07.178	50.153	41.154	35.871	10	1	2:07.703	50.351	41.111	36.241

8 David SANCHEZ PANOS () (MERCEDES SK)						Theoretische Bestzeit: 2:13.913					
Lap	D	Time	S1	S2	S3	Lap	D	Time	S1	S2	S3
1	1	2:22.516	58.982	45.661	37.873	6	1	2:15.008	52.346	45.334	37.328
2	1	2:14.946	52.120	44.988	37.838	7	1	2:16.583	53.963	45.306	<b>37.314</b>
3	1	<b>2:14.129</b>	<b>51.857</b>	<b>44.742</b>	37.530	8	1	2:14.262	51.973	44.822	37.467
4	1	2:15.868	53.378	45.099	37.391	9	1	2:22.281	53.475	50.168	38.638
5	1	2:14.701	52.189	44.877	37.635	10	1	2:27.785	56.485	50.424	40.876

25 Pedro MARCO SANCHEZ () (MAN TGA 410)						Theoretische Bestzeit: 2:06.184					
Lap	D	Time	S1	S2	S3	Lap	D	Time	S1	S2	S3
1	1	2:17.153	58.154	43.540	35.459	6	1	2:07.606	50.244	41.827	35.535
2	1	2:08.341	50.477	41.868	35.996	7	1	2:07.054	<b>49.700</b>	41.587	35.767
3	1	2:10.278	51.446	41.977	36.855	8	1	2:08.077	50.278	42.090	35.709
4	1	2:07.153	50.601	<b>41.200</b>	35.352	9	1	2:09.326	50.806	42.387	36.133
5	1	<b>2:06.616</b>	49.837	41.495	<b>35.284</b>	10	1	2:11.838	51.642	43.484	36.712

26 Pedro Ignacio GARCIA MARCO () (IVECO POWER STAR)						Theoretische Bestzeit: 2:08.416					
Lap	D	Time	S1	S2	S3	Lap	D	Time	S1	S2	S3
1	1	2:15.472	56.588	42.702	36.182	6	1	2:10.328	51.604	42.323	36.401
2	1	2:09.664	50.637	42.535	36.492	7	1	2:09.514	50.960	<b>42.173</b>	36.481
3	1	2:11.318	52.266	42.971	<b>36.081</b>	8	1	<b>2:08.826</b>	<b>50.162</b>	42.336	36.328
4	1	2:11.581	52.598	42.839	36.144	9	1	2:11.418	50.842	42.924	37.652
5	1	2:10.098	50.633	42.586	36.879	10	1	2:10.232	50.997	42.688	36.547

48 Nicolas GARCIA CARBONELL () (MERCEDES SK)						Theoretische Bestzeit: 2:09.494					
Lap	D	Time	S1	S2	S3	Lap	D	Time	S1	S2	S3
1	1	2:16.918	58.058	<b>42.854</b>	36.006	6	1	<b>2:09.680</b>	<b>50.827</b>	43.040	<b>35.813</b>
2	1	2:11.081	51.426	43.229	36.426	7	1	2:09.834	50.867	43.060	35.907
3	1	2:10.499	51.063	43.312	36.124	8	1	2:11.479	51.379	43.511	36.589
4	1	2:10.853	51.244	43.333	36.276	9	1	2:11.450	51.096	43.701	36.653
5	1	2:10.615	51.058	43.505	36.052	10	1	2:11.661	51.207	43.978	36.476

66 Jose Alberto VILA SAINZ () (MAN F2000)						Theoretische Bestzeit: 2:05.447					
Lap	D	Time	S1	S2	S3	Lap	D	Time	S1	S2	S3
1	1	2:14.846	55.573	42.603	36.670	6	1	2:07.095	50.333	41.783	34.979
2	1	2:07.299	49.554	42.095	35.650	7	1	2:05.911	49.974	40.991	<b>34.946</b>
3	1	<b>2:05.659</b>	<b>49.518</b>	41.051	35.090	8	1	2:07.261	50.134	41.720	35.407
4	1	2:06.309	49.830	<b>40.983</b>	35.496	9	1	2:08.033	50.560	42.333	35.140
5	1	2:08.624	50.139	42.266	36.219	10	1	2:07.938	50.524	41.813	35.601

69 Francisco NAVARRO CARRIQUE () (RENAULT G290)						Theoretische Bestzeit: 2:25.399					
Lap	D	Time	S1	S2	S3	Lap	D	Time	S1	S2	S3
1	1	2:32.858	1:02.446	49.265	41.147	6	1	2:26.806	<b>55.437</b>	50.200	41.169
2	1	<b>2:25.836</b>	55.539	<b>49.161</b>	41.136	7	1	2:28.274	55.711	51.228	41.335
3	1	2:26.361	55.892	49.441	41.028	8	1	2:28.157	56.137	49.221	42.799
4	1	2:26.696	55.448	50.185	41.063	9	1	2:26.885	56.179	49.473	41.233
5	1	2:26.437	56.027	49.609	<b>40.801</b>						

# 33 GRAN PREMIO DE CAMIONES

Circuito del Jarama, length 3850 m

5.-6. October 2019

Spain Truck Racing Championship



## Best Sector Times Race 4

-Reg.No.: 19015

Pos.	sector 1		sector 2		sector 3		theoretical and best lap time						
	No	Driver	Time	No	Driver	Time	No	Driver	theoretical	Best	Pos		
1	66	VILA SAINZ J.	49.518	4	RODRIGES E.	40.739	66	VILA SAINZ J.	34.946	66	VILA SAINZ J.	2:05.447	2:05.659
2	25	MARCO SANCHEZ F	49.700	66	VILA SAINZ J.	40.983	25	MARCO SANCHEZ F	35.284	4	RODRIGES E.	2:06.133	2:06.308
3	4	RODRIGES E.	49.900	25	MARCO SANCHEZ F	41.200	4	RODRIGES E.	35.494	25	MARCO SANCHEZ F	2:06.184	2:06.616
4	26	GARCIA MARCO P.	50.162	26	GARCIA MARCO P.	42.173	48	GARCIA CARBONEL	35.813	26	GARCIA MARCO P.	2:08.416	2:08.826
5	48	GARCIA CARBONEL	50.827	48	GARCIA CARBONEL	42.854	26	GARCIA MARCO P.	36.081	48	GARCIA CARBONEL	2:09.494	2:09.680
6	8	SANCHEZ PANOS D	51.857	8	SANCHEZ PANOS D	44.742	8	SANCHEZ PANOS D	37.314	8	SANCHEZ PANOS D	2:13.913	2:14.129
7	69	NAVARRO CARRIQL	55.437	69	NAVARRO CARRIQL	49.161	69	NAVARRO CARRIQL	40.801	69	NAVARRO CARRIQL	2:25.399	2:25.836

(008) ETRC Jarama

Spain Truck Racing Championship

Lapchart: Spain Truck Racing Championship Race 4

POS	1	2	3	4	5	6	7
LAP1	4	66	26	48	25	8	
LAP2	66	4	26	25	48	8	
LAP3	66	4	25	26	48	8	
LAP4	66	4	25	26	48	8	
LAP5	66	4	25	26	48	8	
LAP6	66	4	25	26	48	8	
LAP7	66	4	25	26	48	8	
LAP8	66	4	25	26	48	8	
LAP9	66	4	25	26	48	8	
LAP10	66	4	25	26	48	8	

# 33 GRAN PREMIO DE CAMIONES

Circuito del Jarama, length 3850 m

5.-6. October 2019

Spain Truck Racing Championship



## Starting grid Race 4

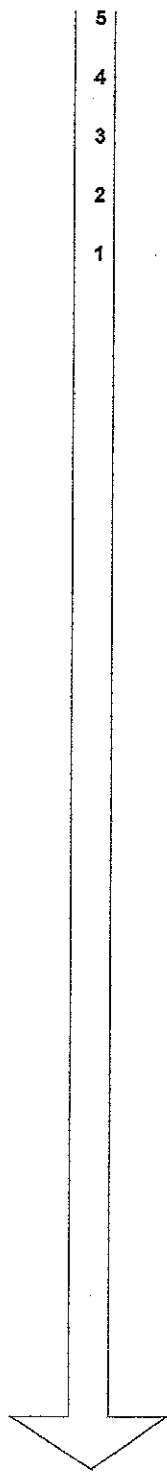
-Reg.No.: 19015

69	Francisco NAVARRO CARRIQ	
	RENAULT G290	
68	Alejandro DIAZ AGUDO	23:02.757
	SISU SL250	
48	Nicolas GARCIA CARBONELL	21:59.420
	MERCEDES SK	
25	Pedro MARCO SANCHEZ	21:21.829
	MAN TGA 410	
26	Pedro ignacio GARCIA MARCI	21:37.307
	IVECO POWER STAR	

**Pole Position**

5  
4  
3  
2  
1

33	Orlando SANTOS RODRIGUEZ	7:24.692
	MERCEDES SK	
8	David SANCHEZ PANOS	22:43.922
	MERCEDES SK	
66	Jose Alberto VILA SAINZ	21:19.669
	MAN F2000	
4	Eduardo RODRIGES	21:25.888
	MAN F2000	




# 33 GRAN PREMIO DE CAMIONES

Circuito del Jarama, length 3850 m

5.-6. October 2019

Spain Truck Racing Championship



## Result Race 4

started : 7




classified : 7

not classified : 0

-Reg.No.: 19015

Pos	No.	Cl.	Entrant Name	License License	Team/Sponsor Make	Lap	Total kmh	GAP Diff.	fastest at kmh	Lap
1	66		C.D.E. ULTIMA VUELTA <b>Jose Alberto VILA SAINZ</b>		MAN F2000	10	21:18.975 108.368		2:05.659 110.299	3
2	4		EDARDO RODRIGUES <b>Eduardo RODRIGES</b>		MAN F2000	10	21:21.041 108.193	02.066 02.066	2:06.308 109.732	7
3	25		C.D.E. ULTIMA VUELTA <b>Pedro MARCO SANCHEZ</b>		MAN TGA 410	10	21:33.442 107.156	14.467 12.401	2:06.616 109.465	5
4	26		C.D.E. ULTIMA VUELTA <b>Pedro Ignacio GARCIA MARCO</b>		IVECO POWER STAR	10	21:48.551 105.919	29.576 15.109	2:08.826 107.587	8
5	48		C.D.E. ULTIMA VUELTA <b>Nicolas GARCIA CARBONELL</b>		MERCEDES SK	10	21:54.070 105.474	35.095 05.519	2:09.680 106.878	6
6	8		C.D.E. ULTIMA VUELTA <b>David SANCHEZ PANOS</b>		MERCEDES SK	10	22:58.079 100.575	1:39.104 1:04.009	2:14.129 103.333	3
7	69		C.D.E. ULTIMA VUELTA <b>Francisco NAVARRO CARRIQUE</b>		RENAULT G290	9	22:08.310 93.909	1 lap 1 lap	2:25.836 95.038	2
<b>DNS   DID NOT START</b>										
	33		C.D.E. ULTIMA VUELTA <b>Orlando SANTOS RODRIGUEZ</b>		MERCEDES SK	0	00.000 0.000	10 laps	00.000 0.000	
	68		C.D.E. ULTIMA VUELTA <b>Alejandro DIAZ AGUDO</b>		SISU SL250	0	00.000 0.000	10 laps	00.000 0.000	

fastest lap: 66 VILA SAINZ Jose Alberto 2:05.659 =110.299 km/h

Issued:  Clerk of the Course:  Timekeeper:  17:27  
18:57

subject to final scrutineering

Timekeeping and Dataservice: wige SOLUTIONS GmbH & Co. KG, Meckenheim (GER)

Chief timekeeping: Robin Werner, Bremen (GER), yasin.oezer@wige.de

Page 1

printed : 6.10.2019 - 16:54