


33 GRAN PREMIO DE CAMIONES

Race 3



Circuito del Jarama 3850 m

5.-6. October 2019

33 GRAN PREMIO DE CAMIONES

Circuito del Jarama, length 3850 m

5.-6. October 2019

Spain Truck Racing Championship



Lap by Lap Race 3,

-Reg.No.: 19015

4 Eduardo RODRIGES , MAN F2000 /															
1	2:15.709	2	2:07.146	3	2:08.536	4	2:07.802	5	2:07.854	6	2:07.389	7	2:07.224	8	2:07.502
9	2:07.915	10	2:08.811												

8 David SANCHEZ PANOS , MERCEDES SK /															
1	2:22.247	2	2:14.566	3	2:14.483	4	2:14.841	5	2:15.752	6	2:14.927	7	2:15.015	8	2:17.444
9	2:17.085	10	2:17.562												

25 Pedro MARCO SANCHEZ , MAN TGA 410 /															
1	2:12.401	2	2:07.484	3	2:08.504	4	2:07.539	5	2:08.364	6	2:06.488	7	2:07.223	8	2:07.309
9	2:07.399	10	2:09.118												

26 Pedro Ignacio GARCIA MARCO , IVECO POWER STAR /															
1	2:17.658	2	2:10.033	3	2:08.069	4	2:09.000	5	2:08.319	6	2:09.209	7	2:09.153	8	2:09.071
9	2:09.013	10	2:07.782												

33 Orlando SANTOS RODRIGUEZ , MERCEDES SK /															
1	2:24.503	2	2:13.712	pit	2:46.477										

48 Nicolas GARCIA CARBONELL , MERCEDES SK /															
1	2:18.657	2	2:11.091	3	2:10.624	4	2:10.682	5	2:10.742	6	2:10.758	7	2:11.470	8	2:11.398
9	2:11.298	10	2:12.700												

66 Jose Alberto VILA SAINZ , MAN F2000 /															
1	2:12.644	2	2:07.551	3	2:07.000	4	2:06.943	5	2:08.907	6	2:06.979	7	2:06.450	8	2:07.716
9	2:06.148	10	2:09.331												

68 Alejandro DIAZ AGUDO , SISU SL250 /															
1	2:23.559	2	2:16.203	3	2:15.927	4	2:16.529	5	2:15.726	6	2:15.299	7	2:16.487	8	2:17.279
9	2:15.636	10	2:30.112												

33 GRAN PREMIO DE CAMIONES

Circuito del Jarama, length 3850 m

5.-6. October 2019

Spain Truck Racing Championship



Lap Analysis Race 3,

-Reg.No.: 19015

4 Eduardo RODRIGES () (MAN F2000)

Theoretische Bestzeit: 2:06.821

Lap	D	Time	S1	S2	S3	Lap	D	Time	S1	S2	S3
1	1	2:15.709	57.115	41.436	37.158	6	1	2:07.389	50.489	41.261	35.639
2	1	2:07.146	49.972	41.475	35.699	7	1	2:07.224	50.174	41.462	35.588
3	1	2:08.536	50.294	42.255	35.987	8	1	2:07.502	50.289	41.304	35.909
4	1	2:07.802	50.298	41.605	35.899	9	1	2:07.915	50.511	41.613	35.791
5	1	2:07.854	50.369	41.509	35.976	10	1	2:08.811	50.847	41.476	36.488

8 David SANCHEZ PANOS () (MERCEDES SK)

Theoretische Bestzeit: 2:13.879

Lap	D	Time	S1	S2	S3	Lap	D	Time	S1	S2	S3
1	1	2:22.247	59.826	45.094	37.327	6	1	2:14.927	52.609	44.804	37.514
2	1	2:14.566	52.475	44.639	37.452	7	1	2:15.015	52.400	44.942	37.673
3	1	2:14.483	51.913	44.829	37.741	8	1	2:17.444	52.432	44.965	40.047
4	1	2:14.841	52.156	44.923	37.762	9	1	2:17.085	52.973	45.874	38.238
5	1	2:15.752	52.760	45.247	37.745	10	1	2:17.562	52.650	45.053	39.859

25 Pedro MARCO SANCHEZ () (MAN TGA 410)

Theoretische Bestzeit: 2:06.114

Lap	D	Time	S1	S2	S3	Lap	D	Time	S1	S2	S3
1	1	2:12.401	55.371	41.825	35.205	6	1	2:06.488	49.931	41.412	35.145
2	1	2:07.484	50.682	41.511	35.291	7	1	2:07.223	50.469	41.508	35.246
3	1	2:08.504	50.988	42.382	35.134	8	1	2:07.309	49.655	42.453	35.201
4	1	2:07.539	49.907	41.776	35.856	9	1	2:07.399	49.997	41.325	36.077
5	1	2:08.364	50.749	42.036	35.579	10	1	2:09.118	50.865	42.363	35.890

26 Pedro Ignacio GARCIA MARCO () (IVECO POWER STAR)

Theoretische Bestzeit: 2:07.446

Lap	D	Time	S1	S2	S3	Lap	D	Time	S1	S2	S3
1	1	2:17.658	58.350	43.168	36.140	6	1	2:09.209	50.630	42.433	36.146
2	1	2:10.033	51.500	42.466	36.067	7	1	2:09.153	50.658	42.509	35.986
3	1	2:08.069	50.376	41.953	35.740	8	1	2:09.071	50.741	42.376	35.954
4	1	2:09.000	50.424	42.032	36.544	9	1	2:09.013	50.388	42.522	36.103
5	1	2:08.319	50.032	42.400	35.887	10	1	2:07.782	50.368	41.874	35.540

33 Orlando SANTOS RODRIGUEZ () (MERCEDES SK)

Theoretische Bestzeit: 2:13.712

Lap	D	Time	S1	S2	S3	Lap	D	Time	S1	S2	S3
1	1	2:24.503	1:02.141	45.524	36.838	3	1	2:46.477	53.078	48.049	
2	1	2:13.712	52.647	44.267	36.798						

48 Nicolas GARCIA CARBONELL () (MERCEDES SK)

Theoretische Bestzeit: 2:10.289

Lap	D	Time	S1	S2	S3	Lap	D	Time	S1	S2	S3
1	1	2:18.657	58.894	43.741	36.022	6	1	2:10.758	51.210	43.243	36.305
2	1	2:11.091	51.566	43.454	36.071	7	1	2:11.470	51.552	43.589	36.329
3	1	2:10.624	51.087	43.361	36.176	8	1	2:11.398	51.609	43.228	36.561
4	1	2:10.682	51.208	43.322	36.152	9	1	2:11.298	51.268	43.686	36.344
5	1	2:10.742	51.039	43.546	36.157	10	1	2:12.700	51.989	44.249	36.462

66 Jose Alberto VILA SAINZ () (MAN F2000)

Theoretische Bestzeit: 2:05.260

Lap	D	Time	S1	S2	S3	Lap	D	Time	S1	S2	S3
1	1	2:12.644	56.663	41.069	34.912	6	1	2:06.979	49.496	42.295	35.188
2	1	2:07.551	50.748	41.727	35.076	7	1	2:06.450	49.573	41.202	35.675
3	1	2:07.000	50.768	41.537	34.695	8	1	2:07.716	49.899	42.166	35.651
4	1	2:06.943	49.706	41.958	35.279	9	1	2:06.148	49.654	41.629	34.865
5	1	2:08.907	50.302	42.897	35.708	10	1	2:09.331	50.266	43.495	35.570

68 Alejandro DIAZ AGUDO () (SISU SL250)

Theoretische Bestzeit: 2:14.702

Lap	D	Time	S1	S2	S3	Lap	D	Time	S1	S2	S3
1	1	2:23.559	1:00.583	46.020	36.956	6	1	2:15.299	52.580	45.483	37.236
2	1	2:16.203	52.462	46.566	37.175	7	1	2:16.487	53.298	45.284	37.905
3	1	2:15.927	52.624	45.914	37.389	8	1	2:17.279	53.210	46.110	37.959
4	1	2:16.529	52.914	45.555	38.060	9	1	2:15.636	52.949	45.406	37.281
5	1	2:15.726	52.645	45.504	37.577	10	1	2:30.112	53.200	53.945	42.967

33 GRAN PREMIO DE CAMIONES

Circuito del Jarama, length 3850 m

5.-6. October 2019

Spain Truck Racing Championship



Best Sector Times Race 3

-Reg.No.: 19015

Pos.	sector 1		sector 2		sector 3		theoretical and best lap time						
	No	Driver	Time	No	Driver	Time	No	Driver	theoretical	Best	Pos		
1	66	VILA SAINZ J.	49.496	66	VILA SAINZ J.	41.069	66	VILA SAINZ J.	34.695	66	VILA SAINZ J.	2:05.260	2:06.146
2	25	MARCO SANCHEZ F	49.655	4	RODRIGES E.	41.261	25	MARCO SANCHEZ F	35.134	25	MARCO SANCHEZ F	2:06.114	2:06.488
3	4	RODRIGES E.	49.972	25	MARCO SANCHEZ F	41.325	26	GARCIA MARCO P.	35.540	4	RODRIGES E.	2:06.821	2:07.146
4	26	GARCIA MARCO P.	50.032	26	GARCIA MARCO P.	41.874	4	RODRIGES E.	35.588	26	GARCIA MARCO P.	2:07.446	2:07.782
5	48	GARCIA CARBONEL	51.039	48	GARCIA CARBONEL	43.228	48	GARCIA CARBONEL	36.022	48	GARCIA CARBONEL	2:10.289	2:10.624
6	8	SANCHEZ PANOS C	51.913	33	SANTOS RODRGUE	44.267	33	SANTOS RODRGUE	36.798	33	SANTOS RODRGUE	2:13.712	2:13.712
7	68	DIAZ AGUDO A.	52.462	8	SANCHEZ PANOS C	44.639	68	DIAZ AGUDO A.	36.956	8	SANCHEZ PANOS C	2:13.879	2:14.483
8	33	SANTOS RODRGUE	52.647	68	DIAZ AGUDO A.	45.284	8	SANCHEZ PANOS C	37.327	68	DIAZ AGUDO A.	2:14.702	2:15.299

(008) ETRC Jarama

Spain Truck Racing Championship

Lapchart: Spain Truck Racing Championship Race 3


POS	1	2	3	4	5	6	7	8
LAP 1	25	66	4	26	48	8	68	
LAP 2	25	66	4	26	48	8	33	
LAP 3	66	25	4	26	48	8	68	
LAP 4	66	25	4	26	48	8	68	
LAP 5	66	25	4	26	48	8	68	
LAP 6	66	25	4	26	48	8	68	
LAP 7	66	25	4	26	48	8	68	
LAP 8	66	25	4	26	48	8	68	
LAP 9	66	25	4	26	48	8	68	
LAP 10	66	25	4	26	48	8	68	

33 GRAN PREMIO DE CAMIONES

Circuito del Jarama, length 3850 m

5.-6. October 2019

Spain Truck Racing Championship



Result Race 3

started : 8

classified : 8

not classified : 0

-Reg.No.: 19015

Pos	No.	Cl.	Entrant Name	License License	Team/Sponsor Make	Lap	Total kmh	GAP Diff.	fastest kmh	at Lap
1	66		C.D.E. ULTIMA VUELTA Jose Alberto VILA SAINZ		MAN F2000	10	21:19.669 108.309		2:06.148 109.871	9
2	25		C.D.E. ULTIMA VUELTA Pedro MARCO SANCHEZ		MAN TGA 410	10	21:21.829 108.127	02.160	2:06.488 109.576	6
3	4		EDARDO RODRIGUES Eduardo RODRIGES		MAN F2000	10	21:25.888 107.785	06.219	2:07.146 109.009	2
4	26		C.D.E. ULTIMA VUELTA Pedro Ignacio GARCIA MARCO		IVECO POWER STAR	10	21:37.307 106.837	17.638	2:07.782 108.466	10
5	48		C.D.E. ULTIMA VUELTA Nicolas GARCIA CARBONELL		MERCEDES SK	10	21:59.420 105.046	39.751	2:10.624 106.106	3
6	8		C.D.E. ULTIMA VUELTA David SANCHEZ PANOS		MERCEDES SK	10	22:43.922 101.619	1:24.253	2:14.483 103.061	3
7	68		C.D.E. ULTIMA VUELTA Alejandro DIAZ AGUDO		SISU SL250	10	23:02.757 100.235	1:43.088	2:15.299 102.440	6
8	33		C.D.E. ULTIMA VUELTA Orlando SANTOS RODRIGUEZ		MERCEDES SK	3	7:24.692 93.503	7 laps	2:13.712 103.656	2
DNS DID NOT START										
	69		C.D.E. ULTIMA VUELTA Francisco NAVARRO CARRIQUE		RENAULT G290	0	00.000 0.000	10 laps	00.000 0.000	

fastest lap: 66 VILA SAINZ Jose Alberto 2:06.148 =109.871 km/h

Issued:

Clerk of the Course:

Timekeeper:

subject to final scrutineering

Timekeeping and Dataservice: wige SOLUTIONS GmbH & Co. KG, Meckenheim (GER)

Page 1

Chief timekeeping: Robin Werner, Bremen (GER), yasin.oezer@wige.de


printed : 6.10.2019 - 12:02

33 GRAN PREMIO DE CAMIONES

Circuito del Jarama, length 3850 m

5.-6. October 2019

Spain Truck Racing Championship



Result Race 3

started : 8 classified : 8 not classified : 0

-Reg.No.: 19015

Pos	No.	Cl.	Entrant Name	License License	Team/Sponsor Make	Lap	Total kmh	GAP Diff.	fastest kmh	at Lap
1	66		C.D.E. ULTIMA VUELTA Jose Alberto VILA SAINZ		MAN F2000	10	21:19.669 108.309		2:06.148 109.871	9
2	25		C.D.E. ULTIMA VUELTA Pedro MARCO SANCHEZ		MAN TGA 410	10	21:21.829 108.127	02.160	2:06.488 109.576	6
3	4		EDARDO RODRIGUES Eduardo RODRIGES		MAN F2000	10	21:25.888 107.785	06.219	2:07.146 109.009	2
4	26		C.D.E. ULTIMA VUELTA Pedro Ignacio GARCIA MARCO		IVECO POWER STAR	10	21:37.307 106.837	17.638	2:07.782 108.466	10
5	48		C.D.E. ULTIMA VUELTA Nicolas GARCIA CARBONELL		MERCEDES SK	10	21:59.420 105.046	39.751	2:10.624 106.106	3
6	8		C.D.E. ULTIMA VUELTA David SANCHEZ PANOS		MERCEDES SK	10	22:43.922 101.619	1:24.253	2:14.483 103.061	3
7	68		C.D.E. ULTIMA VUELTA Alejandro DIAZ AGUDO		SISU SL250	10	23:02.757 100.235	1:43.088	2:15.299 102.440	6
8	33		C.D.E. ULTIMA VUELTA Orlando SANTOS RODRIGUEZ		MERCEDES SK	3	7:24.692 93.503	7 laps	2:13.712 103.656	2
DNS DID NOT START										
	69		C.D.E. ULTIMA VUELTA Francisco NAVARRO CARRIQUE		RENAULT G290	0	00.000 0.000	10 laps	00.000 0.000	

fastest lap: 66 VILA SAINZ Jose Alberto 2:06.148 =109.871 km/h

Issued:

Clerk of the Course:

Timekeeper:

subject to final scrutineering

Timekeeping and Dataservice: wige SOLUTIONS GmbH & Co. KG, Meckenheim (GER)

Chief timekeeping: Robin Werner, Bremen (GER), yasin.oezer@wige.de

Page 1

printed : 6.10.2019 - 12:02