




33 GRAN PREMIO DE CAMIONES

Race 2

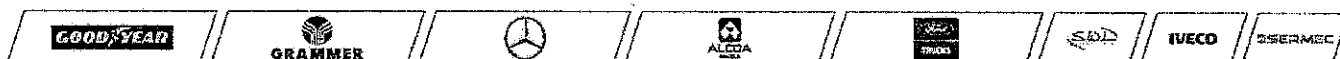


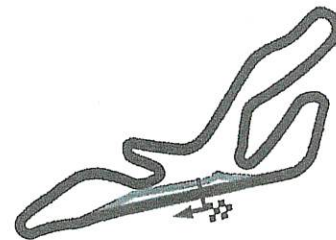
Circuito del Jarama 3850 m

ROUND 8: Jarama (ESP)

5.-6. October 2019

wige SOLUTIONS





33 GRAN PREMIO DE CAMIONES

Circuito del Jarama, length 3850 m

5.-6. October 2019

FIA European Truck Racing Championship

Provisional Result Race 2,

FIA-Visa.No.: 8ETRC- ESP 20.09.201

started : 17 classified : 14 not classified : 3

Pos	No.	Cl.	Name (NAT) Entrant (NAT)	Make Team	Laps	Total km/h	GAP Diff	Fastest km/h	In Lap
1	55		Adam LACKO (CZE) Buggyra Racing (CZE)	FREIGHTLINER BUGGYRA Racing 1969	12	24:30.295 113.120		2:00.181 115.326	5
2	5		Norbert KISS (HUN) Tankpool 24 Racing (DEU)	MERCEDES BENZ Tankpool 24 Racing	12	24:30.840 113.078	00.545 00.545	2:00.066 115.437	2
3	23		Antonio ALBACETE (ESP) Truck Sport Lutz Bernau (DEU)	MAN Löwen Power	12	24:32.843 112.924	02.548 02.003	2:00.184 115.323	3
4	1		Jochen HAHN (DEU) Jochen Hahn (DEU)	IVECO Die Bullen von IVECO Magirus	12	24:33.477 112.876	03.182 00.634	2:00.825 114.711	3
5	30		Sascha LENZ (DEU) Sascha Lenz (DEU)	MAN Löwen Power	12	24:34.419 112.804	04.124 00.942	2:00.905 114.635	4
6	14		José J.RODRIGUES (PRT) José Fernando de Araujo Rodrigues (PRT)	MAN Reboconort Truck Racing Team	12	24:36.193 112.668	05.898 01.774	2:00.745 114.787	2
7	6		Anthony A.JANIEC (FRA) Lion Truck Racing (FRA)	MAN	12	24:43.753 112.094	13.458 07.560	2:01.621 113.961	2
8	11		Andre KURSİM (DEU) André Kursim (DEU)	IVECO	12	24:44.221 112.059	13.926 00.468	2:01.573 114.006	3
9	77		Rene REINERT (DEU) René Reinert (DEU)	IVECO	12	24:50.920 111.555	20.625 06.699	2:01.555 114.022	3
10	22		Oliver JANES (GBR) Buggyra Racing (CZE)	FREIGHTLINER BUGGYRA Racing 1969	12	24:51.816 111.488	21.521 00.896	2:02.234 113.389	2
11	38		José Eduardo Teixeira J.E.RODRIGUES (PRT) José Eduardo Teixeira Rodrigues (PRT)	MAN Reboconort Truck Racing Team	12	25:03.261 110.639	32.966 11.445	2:02.942 112.736	3
12	44		Stephanie HALM (DEU) TEAM SCHWABENTRUCK RACING (DEU)	IVECO Die Bullen von IVECO Magirus	12	25:05.650 110.464	35.355 02.389	2:00.420 115.097	3
13	15	RBR	Erwin KLEINNAGELVOORT (NLD) Erwin Klein Nagelvoort (NLD)	SCANIA	12	25:09.728 110.166	39.433 04.078	2:03.263 112.443	2
14	19		Dominique ORSINI (FRA) Dominique Orsini (FRA)	MERCEDES BENZ	12	26:15.565 105.562	1:45.270 1:05.837	2:08.209 108.105	4
DID NOT CLASSIFY									
	37		Terry GIBBON (GBR) Terry Gibbon (GBR)	MAN	7	14:30.969 111.393	5 laps	2:02.241 113.383	2
	64		Luis RECUENCO (ESP) Truck Sport Lutz Bernau (DEU)	MAN	7	14:31.163 111.368	5 laps	2:01.167 114.388	3
	24		Fabio CITIGNOLA (DEU) Tankpool 24 Racing (DEU)	MERCEDES BENZ Tankpool 24 Racing	6	12:29.703 110.924	6 laps	2:02.489 113.153	4
DNS DID NOT START									
	7		Jamie ANDERSON (GBR) Jamie Anderson (GBR)	MAN	0	00.000 0.000	12 laps	00.000 0.000	

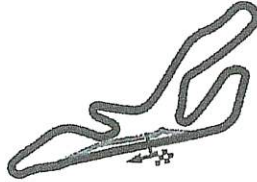
fastest lap: 5 KISS Norbert 2:00.066 =115.437 km/h

FIA Race Director: Tony IDDON	Stewards:	FIA Chief Timekeeper: 	Publication time: 19:00 5.10.2019
--------------------------------------	-----------	---------------------------	---

Subject to final scrutineering !



Timekeeping and Dataservice: wige SOLUTIONS GmbH & Co. KG, Meckenheim (GER)



33 GRAN PREMIO DE CAMIONES

Circuito del Jarama, length 3850 m

5.-6. October 2019

FIA European Truck Racing Championship

GRAMMER Truck Cup Result Race 2,

FIA-Visa.No.: 8ETRC-ESP 20.09.201

started : 17 classified : 14 not classified : 3

Pos	No.	Cl.	Name (NAT) Entrant (NAT)	Make Team	Laps	Total km/h	GAP Diff	Fastest km/h	In Lap
1	22		Oliver JANES (GBR) Buggyra Racing (CZE)	FREIGHTLINER BUGGYRA Racing 1969	12	24:51.816 111.488		2:02.234 113.389	2
2	38		José Eduardo Teixeir J.E.RODRIGUES (PRT) José Eduardo Teixeira Rodrigues (PRT)	MAN Reboconort Truck Racing Team	12	25:03.261 110.639	11.445 +11.445	2:02.942 112.736	3
3	15	RBR	Erwin KLEINNAGELVOORT (NLD) Erwin Klein Nagelvoort (NLD)	SCANIA	12	25:09.728 110.166	17.912 +06.467	2:03.263 112.443	2
4	19		Dominique ORSINI (FRA) Dominique Orsini (FRA)	MERCEDES BENZ	12	26:15.565 105.562	1:23.749 +1:05.837	2:08.209 108.105	4
DID NOT CLASSIFY									
	37		Terry GIBBON (GBR) Terry Gibbon (GBR)	MAN	7	14:30.969 111.393	5 Laps 5 Laps	2:02.241 113.383	2
	64		Luis RECUENCO (ESP) Truck Sport Lutz Bernau (DEU)	MAN	7	14:31.163 111.368	5 Laps +00.194	2:01.167 114.388	3
	24		Fabio CITIGNOLA (DEU) Tankpool 24 Racing (DEU)	MERCEDES BENZ Tankpool 24 Racing	6	12:29.703 110.924	6 Laps 1 Lap	2:02.489 113.153	4
DNS DID NOT START									
	7		Jamie ANDERSON (GBR) Jamie Anderson (GBR)	MAN	0	00.000 0.000	12 Laps 6 Laps	00.000 0.000	

fastest lap: 5 KISS Norbert 2:00.066 =115.437 km/h

FIA Race Director: Tony Iddon	Stewards:	FIA Chief Timekeeper: Yasin Özer	Publication time: 5.10.2019
--------------------------------------	-----------	---	--------------------------------

Subject to final scrutineering !



Timekeeping and Dataservice: wige SOLUTIONS GmbH & Co. KG, Meckenheim (GER)

wige SOLUTIONS

Chief timekeeping: Robin Werner, Bremen (GER), yasin.oezer@wige.de

Page 1

printed : 5.10.2019 - 18:52



33 GRAN PREMIO DE CAMIONES

Circuito del Jarama, length 3850 m

5.-6. October 2019

FIA European Truck Racing Championship

Best Sector Times Race 2

FIA-Visa.No.: 8ETRC-ESP 20.09.201

sector 1			sector 2			sector 3			theoretical and best lap time					
Pos.	No	Driver	Time	No	Driver	Time	No	Driver	Time	No	Driver	theoretical	Best	Pos
1	5	KISS N.	47.376	1	HAHN J.	38.653	23	ALBACETE A.	33.354	1	HAHN J.	1:59.967	2:00.825	
2	55	LACKO A.	47.518	55	LACKO A.	38.700	5	KISS N.	33.512	55	LACKO A.	1:59.988	2:00.181	
3	44	HALM S.	47.626	14	J.RODRIGUES J.	38.927	14	J.RODRIGUES J.	33.515	5	KISS N.	2:00.036	2:00.066	
4	30	LENZ S.	47.668	23	ALBACETE A.	38.934	44	HALM S.	33.578	23	ALBACETE A.	2:00.184	2:00.184	
5	1	HAHN J.	47.694	44	HALM S.	38.999	1	HAHN J.	33.620	44	HALM S.	2:00.203	2:00.420	
6	64	RECUENCO L.	47.891	30	LENZ S.	39.049	30	LENZ S.	33.702	14	J.RODRIGUES J.	2:00.382	2:00.745	
7	23	ALBACETE A.	47.896	5	KISS N.	39.148	55	LACKO A.	33.770	30	LENZ S.	2:00.419	2:00.905	
8	24	CITIGNOLA F.	47.909	11	KURSIM A.	39.470	64	RECUENCO L.	33.772	64	RECUENCO L.	2:01.167	2:01.167	
9	14	J.RODRIGUES J.	47.940	77	REINERT R.	39.491	11	KURSIM A.	33.844	11	KURSIM A.	2:01.404	2:01.573	
10	77	REINERT R.	47.999	24	CITIGNOLA F.	39.494	6	A.JANIEC A.	33.958	6	A.JANIEC A.	2:01.476	2:01.621	
11	6	A.JANIEC A.	48.003	64	RECUENCO L.	39.504	37	GIBBON T.	34.060	77	REINERT R.	2:01.555	2:01.555	
12	11	KURSIM A.	48.090	6	A.JANIEC A.	39.515	77	REINERT R.	34.065	24	CITIGNOLA F.	2:01.869	2:02.489	
13	37	GIBBON T.	48.195	15	KLEINNAGELVOOR	39.660	22	JANES O.	34.250	37	GIBBON T.	2:02.027	2:02.241	
14	22	JANES O.	48.312	22	JANES O.	39.665	15	KLEINNAGELVOOR	34.394	22	JANES O.	2:02.227	2:02.234	
15	15	KLEINNAGELVOOR	48.661	37	GIBBON T.	39.772	38	J.E.RODRIGUES J.	34.461	15	KLEINNAGELVOOR	2:02.715	2:03.263	
16	38	J.E.RODRIGUES J.	48.678	38	J.E.RODRIGUES J.	39.792	24	CITIGNOLA F.	34.466	38	J.E.RODRIGUES J.	2:02.931	2:02.942	
17	19	ORSINI D.	49.956	19	ORSINI D.	42.065	19	ORSINI D.	35.632	19	ORSINI D.	2:07.653	2:08.209	



33 GRAN PREMIO DE CAMIONES

Circuito del Jarama, length 3850 m

5.-6. October 2019

FIA European Truck Racing Championship

Fastest Lap in Race 2,

FIA-Visa.No.: 8ETRC-ESP 20.09.201

RG.	No.	Driver	Entrant	Time	IN.	DIFF	INT	KM/H	at
1	5	KISS N (HUN)	Tankpool 24 Racing (DEU)	2:00.066	2		00.115	115.437	18:27:38
2	55	LACKO A (CZE)	Buggyra Racing (CZE)	2:00.181	5	00.115	00.003	115.326	18:33:40
3	23	ALBACETE A (ESP)	Truck Sport Lutz Bernau (DEU)	2:00.184	3	00.118	00.236	115.323	18:29:41
4	44	HALM S (DEU)	TEAM SCHWABENTRUCK RACING (I	2:00.420	3	00.354	00.325	115.097	18:29:40
5	14	J.RODRIGUES J (PRT)	José Fernando de Araujo Rodrigues (P	2:00.745	2	00.679	00.080	114.787	18:27:37
6	1	HAHN J (DEU)	Jochen Hahn (DEU)	2:00.825	3	00.759	00.080	114.711	18:29:42
7	30	LENZ S (DEU)	Sascha Lenz (DEU)	<u>2:00.905</u>	4	00.839	00.262	114.635	18:31:44
8	64	RECUENCO L (ESP)	Truck Sport Lutz Bernau (DEU)	2:01.167	3	01.101	00.388	114.388	18:29:50
9	77	REINERT R (DEU)	René Reinert (DEU)	2:01.555	3	01.489	00.018	114.022	18:29:49
10	11	KURSIM A (DEU)	André Kursim (DEU)	2:01.573	3	01.507	00.048	114.006	18:29:45
11	6	A.JANIEC A (FRA)	Lion Truck Racing (FRA)	<u>2:01.621</u>	2	01.555	00.613	113.961	18:27:43
12	22	JANES O (GBR)	Buggyra Racing (CZE)	2:02.234	2	02.168	00.007	113.389	18:27:45
13	37	GIBBON T (GBR)	Terry Gibbon (GBR)	2:02.241	2	02.175	00.248	113.383	18:27:46
14	24	CITIGNOLA F (DEU)	Tankpool 24 Racing (DEU)	2:02.489	4	02.423	00.453	113.153	18:31:55
15	38	J.E.RODRIGUES J (PRT)	José Eduardo Teixeira Rodrigues (PRT	<u>2:02.942</u>	3	02.876	00.321	112.736	18:29:54
16	15	KLEINNAGELVOORT E (NLD)	Erwin Klein Nagelvoort (NLD)	<u>2:03.263</u>	2	03.197	04.946	112.443	18:27:49
17	19	ORSINI D (FRA)	Dominique Orsini (FRA)	2:08.209	4	08.143		108.105	18:32:18



33 GRAN PREMIO DE CAMIONES

Circuito del Jarama, length 3850 m

5.-6. October 2019

FIA European Truck Racing Championship

Lap Analysis Race 2,

FIA-Visa.No.: 8ETRC-ESP 20.09.201

1 Jochen HAHN , IVECO / DEU

Theoretische Bestzeit: 1:59.96

Lap	Time	S1	S2	S3	Lap	Time	S1	S2	S3
1	2:05.580	52.683	38.925	33.972	7	2:02.610	48.521	39.838	34.251
2	2:02.697	47.694	39.091	35.912	8	2:04.064	48.580	40.688	34.796
3	2:00.825	48.552	38.653	33.620	9	2:03.512	49.515	39.555	34.442
4	2:01.305	47.887	39.448	33.970	10	2:02.726	49.032	39.425	34.269
5	2:01.675	48.237	39.395	34.043	11	2:03.464	49.059	39.863	34.542
6	2:01.672	48.813	38.962	33.897	12	2:03.347	49.116	39.837	34.394

5 Norbert KISS , MERCEDES BENZ / HUN

Theoretische Bestzeit: 2:00.03

Lap	Time	S1	S2	S3	Lap	Time	S1	S2	S3
1	2:05.281	52.130	39.163	33.988	7	2:02.559	48.350	39.908	34.301
2	2:00.066	47.406	39.148	33.512	8	2:03.702	48.898	40.280	34.524
3	2:01.210	47.949	39.405	33.856	9	2:03.810	50.001	39.591	34.218
4	2:01.298	48.364	39.213	33.721	10	2:03.587	49.552	39.818	34.217
5	2:00.402	47.376	39.275	33.751	11	2:04.149	50.151	39.744	34.254
6	2:01.363	47.418	39.794	34.151	12	2:03.413	49.542	39.685	34.186

6 Anthony A.JANIEC , MAN / FRA

Theoretische Bestzeit: 2:01.47

Lap	Time	S1	S2	S3	Lap	Time	S1	S2	S3
1	2:08.871	54.835	40.078	33.958	7	2:03.402	48.659	39.975	34.768
2	2:01.621	48.131	39.517	33.973	8	2:05.370	49.674	40.332	35.364
3	2:01.636	48.003	39.515	34.118	9	2:04.286	49.188	39.972	35.126
4	2:02.382	48.382	39.734	34.266	10	2:03.817	48.953	40.084	34.780
5	2:01.922	48.108	39.554	34.260	11	2:04.241	49.188	40.118	34.935
6	2:02.183	48.058	39.538	34.587	12	2:04.022	49.101	40.026	34.895

11 Andre KURSIM , IVECO / DEU

Theoretische Bestzeit: 2:01.40

Lap	Time	S1	S2	S3	Lap	Time	S1	S2	S3
1	2:09.322	55.037	40.436	33.849	7	2:03.545	48.938	39.968	34.639
2	2:01.591	48.090	39.543	33.958	8	2:05.003	49.562	40.408	35.033
3	2:01.573	48.219	39.510	33.844	9	2:04.469	49.677	40.099	34.693
4	2:02.316	48.563	39.698	34.055	10	2:03.860	49.435	39.849	34.576
5	2:02.222	48.405	39.592	34.225	11	2:04.220	49.381	39.941	34.898
6	2:02.036	48.147	39.470	34.419	12	2:04.064	49.284	40.058	34.722

14 José J.RODRIGUES , MAN / PRT

Theoretische Bestzeit: 2:00.38

Lap	Time	S1	S2	S3	Lap	Time	S1	S2	S3
1	2:03.744	51.302	38.927	33.515	7	2:04.170	49.565	40.344	34.261
2	2:00.745	47.946	39.205	33.594	8	2:03.362	48.691	40.230	34.441
3	2:01.154	47.940	39.423	33.791	9	2:03.800	48.849	40.044	34.907
4	2:03.541	49.895	39.709	33.937	10	2:02.902	48.811	39.891	34.200
5	2:01.659	48.135	39.497	34.027	11	2:03.132	48.662	40.105	34.365
6	2:04.835	50.236	40.309	34.290	12	2:03.149	48.775	40.030	34.344

15 Erwin KLEINAGELVOORT , SCANIA / NLD

Theoretische Bestzeit: 2:02.71

Lap	Time	S1	S2	S3	Lap	Time	S1	S2	S3
1	2:13.269	57.010	41.417	34.842	7	2:08.150	49.495	43.311	35.344
2	2:03.263	49.000	39.660	34.603	8	2:06.902	50.508	41.174	35.220
3	2:03.400	48.857	39.889	34.654	9	2:06.206	49.803	41.236	35.167
4	2:03.694	49.485	39.815	34.394	10	2:04.219	49.231	40.187	34.801
5	2:03.522	48.661	40.273	34.588	11	2:06.370	49.416	41.791	35.163
6	2:05.394	49.175	41.166	35.053	12	2:05.339	49.195	40.985	35.159

19 Dominique ORSINI , MERCEDES BENZ / FRA

Theoretische Bestzeit: 2:07.65

Lap	Time	S1	S2	S3	Lap	Time	S1	S2	S3
1	2:16.532	58.835	42.065	35.632	7	2:10.905	50.896	43.038	36.971
2	2:10.562	50.184	43.281	37.097	8	2:12.729	52.511	43.454	36.764
3	2:09.529	50.723	42.514	36.292	9	2:11.644	51.834	43.100	36.710
4	2:08.209	49.956	42.159	36.094	10	2:11.057	51.303	43.137	36.617
5	2:09.320	50.377	42.647	36.296	11	2:12.025	51.588	43.575	36.862



33 GRAN PREMIO DE CAMIONES

Circuito del Jarama, length 3850 m

5.-6. October 2019

FIA European Truck Racing Championship

Lap Analysis Race 2,

FIA-Visa.No.: 8ETRC-ESP 20.09.201

Lap	Time	S1	S2	S3	Lap	Time	S1	S2	S3
6	2:10.319	51.364	42.931	36.034	12	2:12.734	52.068	43.746	36.920



33 GRAN PREMIO DE CAMIONES

Circuito del Jarama, length 3850 m

5.-6. October 2019

FIA European Truck Racing Championship

Lap Analysis Race 2,

FIA-Visa.No.: 8ETRC-ESP 20.09.201

22 Oliver JANES , FREIGHTLINER / GBR

Theoretische Bestzeit: 2:02.22

Lap	Time	S1	S2	S3	Lap	Time	S1	S2	S3
1	2:10.068	55.512	40.306	34.250	7	2:05.122	49.255	41.025	34.842
2	2:02.234	48.312	39.665	34.257	8	2:05.981	50.673	40.326	34.982
3	2:03.101	48.417	39.848	34.836	9	2:04.610	49.707	40.062	34.841
4	2:02.795	48.584	39.860	34.351	10	2:04.253	49.318	40.059	34.876
5	2:02.787	48.467	39.748	34.572	11	2:03.638	48.984	39.817	34.837
6	2:03.434	48.719	40.178	34.537	12	2:03.793	49.107	39.977	34.709

23 Antonio ALBACETE , MAN / ESP

Theoretische Bestzeit: 2:00.18

Lap	Time	S1	S2	S3	Lap	Time	S1	S2	S3
1	2:07.095	54.415	39.203	33.477	7	2:02.887	48.620	40.045	34.222
2	2:00.979	48.453	39.013	33.513	8	2:04.277	48.720	40.798	34.759
3	2:00.184	47.896	38.934	33.354	9	2:03.471	49.091	39.803	34.577
4	2:01.756	48.389	39.440	33.927	10	2:02.455	48.629	39.674	34.152
5	2:01.508	48.304	39.395	33.809	11	2:03.193	49.134	39.960	34.099
6	2:01.584	48.247	39.435	33.902	12	2:03.454	49.449	39.953	34.052

24 Fabio CITIGNOLA , MERCEDES BENZ / DEU

Theoretische Bestzeit: 2:01.86

Lap	Time	S1	S2	S3	Lap	Time	S1	S2	S3
1	2:14.158	58.549	40.695	34.914	4	2:02.489	48.462	39.494	34.533
2	2:02.725	48.424	39.652	34.649	5	2:02.900	47.909	40.021	34.970
3	2:03.216	48.779	39.971	34.466	6	2:04.215	48.674	40.303	35.238

30 Sascha LENZ , MAN / DEU

Theoretische Bestzeit: 2:00.41

Lap	Time	S1	S2	S3	Lap	Time	S1	S2	S3
1	2:06.767	53.671	39.394	33.702	7	2:02.913	48.818	39.763	34.332
2	2:00.946	48.188	39.049	33.709	8	2:03.124	48.623	40.069	34.432
3	2:02.594	49.714	39.136	33.744	9	2:03.191	48.813	39.952	34.426
4	2:00.905	47.668	39.340	33.897	10	2:03.159	48.987	39.875	34.297
5	2:01.587	48.161	39.270	34.156	11	2:02.588	48.566	39.660	34.362
6	2:03.174	48.665	40.323	34.186	12	2:03.471	48.950	40.054	34.467

37 Terry GIBBON , MAN / GBR

Theoretische Bestzeit: 2:02.02

Lap	Time	S1	S2	S3	Lap	Time	S1	S2	S3
1	2:11.192	56.257	40.564	34.371	5	2:02.457	48.519	39.878	34.060
2	2:02.241	48.261	39.900	34.080	6	2:03.305	48.419	40.225	34.661
3	2:02.319	48.195	39.856	34.268	7	2:05.285	48.918	41.235	35.132
4	2:04.170	49.074	39.772	35.324					

38 José Eduardo Teixeir J.E.RODRIGUES , MAN / PRT

Theoretische Bestzeit: 2:02.93

Lap	Time	S1	S2	S3	Lap	Time	S1	S2	S3
1	2:13.796	57.834	41.060	34.902	7	2:06.405	49.599	41.916	34.890
2	2:04.126	49.654	39.792	34.680	8	2:05.252	49.432	40.760	35.060
3	2:02.942	48.678	39.803	34.461	9	2:04.870	49.222	40.698	34.950
4	2:03.475	49.049	39.805	34.621	10	2:04.587	49.274	40.334	34.979
5	2:03.765	48.723	40.053	34.989	11	2:04.436	49.089	40.281	35.066
6	2:04.840	48.689	41.131	35.020	12	2:04.767	49.383	40.220	35.164

44 Stephanie HALM , IVECO / DEU

Theoretische Bestzeit: 2:00.20

Lap	Time	S1	S2	S3	Lap	Time	S1	S2	S3
1	2:06.088	53.455	39.055	33.578	7	2:02.611	48.401	39.859	34.351
2	2:00.611	47.888	38.999	33.724	8	2:36.821	1:21.469	40.644	34.708
3	2:00.420	47.626	39.026	33.768	9	2:02.920	48.880	39.568	34.472
4	2:02.407	48.951	39.463	33.993	10	2:03.377	48.961	39.639	34.777
5	2:01.521	48.151	39.546	33.824	11	2:04.198	49.226	40.488	34.484
6	2:01.629	48.067	39.562	34.000	12	2:03.047	48.790	39.758	34.499



33 GRAN PREMIO DE CAMIONES

Circuito del Jarama, length 3850 m

5.-6. October 2019

FIA European Truck Racing Championship

Lap Analysis Race 2,

FIA-Visa.No.: 8ETRC-ESP 20.09.201

55 Adam LACKO, FREIGHTLINER / CZE

Theoretische Bestzeit: 1:59.98

Lap	Time	S1	S2	S3	Lap	Time	S1	S2	S3
1	2:04.325	51.656	38.897	33.772	7	2:02.688	48.594	39.665	34.429
2	2:00.636	47.772	39.094	33.770	8	2:03.616	48.969	39.968	34.679
3	2:00.870	47.836	39.157	33.877	9	2:04.178	49.913	39.718	34.547
4	2:01.414	48.626	38.700	34.088	10	2:03.320	49.206	39.679	34.435
5	2:00.181	47.518	38.819	33.844	11	2:03.937	50.142	39.560	34.235
6	2:01.588	47.854	39.329	34.405	12	2:03.542	49.726	39.587	34.229