




Campeonato RACE de Turismos - 2ª Prueba

División II

Circuito del Jarama

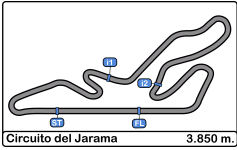
13 de abril de 2019

Libro de resultados



Cronococa S.L.

www.cronococa.com



Circuito del Jarama

División 2

Entrenamiento cronometrado

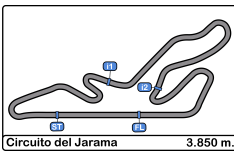
Resultados Provisionales

Cls	Nº	Concursante	Piloto 1	Piloto 2	Vehiculo	Cat	Cls	Vtas.	V.R.	Tiempo	Dif 1º	Intervalo	Km/h
1	21	RACE	Jose M. De Los Milagros		SUBARU WRX Sti	5	1	10	8	1:42.833			134.7
2	15	A.D. DESGUACES LA TORRE	Carlos Esteban García		SEAT LEON MK 2	5	2	11	10	1:43.454	0.621	0.621	133.9
3	38	JORGE OTERO AGREDA	Jorge Otero Agreda		SEAT LEON MK 2	5	3	9	8	1:44.685	1.852	1.231	132.3
4	13	C.D.E. ULTIMA VUELTA	Luis Ruiz Moya		SEAT LEON MK 2	5	4	10	9	1:45.537	2.704	0.852	131.3
5	33	A.D. DESGUACES LA TORRE	Juan Francisco Gastañaga Martínez		SEAT LEON MK 2	6A	1	16	15	1:45.633	2.800	0.096	131.2
6	6	C.D.E. DEYSCOM SPORT	Francisco Comendador Romero		SUBARU WRX Sti	5	5	12	9	1:45.982	3.149	0.349	130.7
7	23	C.D.E. ULTIMA VUELTA	Fernando J. Bea Marton		SEAT LEON MK 2	5	6	10	9	1:46.802	3.969	0.820	129.7
8	8	A.D. DESGUACES LA TORRE	Luis García García		CUPRA TCR	6A	2	14	7	1:46.905	4.072	0.103	129.6
9	44	SMC Junior Motorsport	Mariano Esteban Trilla		RENAULT CLIO CUP IV	4	1	SMC 11	6	1:46.925	4.092	0.020	129.6
10	17	C.D.E. ULTIMA VUELTA	Francisco Pérez Sierra		PEUGEOT 207 EVO	4	2	13	12	1:47.125	4.292	0.200	129.3
11	27	SMC Junior Motorsport	Javier Aguado Ortega		RENAULT CLIO CUP IV	4	3	17	16	1:47.635	4.802	0.510	128.7
12	19	A.D. DESGUACES LA TORRE	Enrique Hernando Alonso	Jr	RENAULT CLIO CUP IV	4	4	SMC 7	5	1:47.696	4.863	0.061	128.6
13	36	CHEFO SPORT	Iván Hernández González	Jr	RENAULT CLIO CUP IV	4	5	17	14	1:47.760	4.927	0.064	128.6
14	22	SMC Junior Motorsport	Sergio Morera Hernandez		RENAULT CLIO CUP IV	4	6	SMC 19	15	1:48.069	5.236	0.309	128.2
15	46	A.D. DESGUACES LA TORRE	Fernando Navarrete Rodrigo		RENAULT CLIO CUP III	3	1	11	9	1:49.130	6.297	1.061	127.0
16	26	RACE	Borja Hormigos Nicolás	Hector Hernandez Benito	MINI Challenge	3	2	13	11	1:50.457	7.624	1.327	125.4
17	49	SMC Junior Motorsport	Pablo Marcos Santamaría		RENAULT CLIO CUP III	3	3	SMC 18	13	1:50.901	8.068	0.444	124.9
18	16	SMC Junior Motorsport	Miguel Cadenas Vega		RENAULT CLIO CUP III	3	4	SMC 12	5	1:51.004	8.171	0.103	124.8
19	41	Club Jarama Sport	Diego Blanco Torrecilla		PORSCHE 928	CL	1	9	8	1:51.100	8.267	0.096	124.7
20	48	SMC Junior Motorsport	Jaime Luis Latapia Llinas		RENAULT CLIO CUP III	3	5	SMC 9	8	1:51.841	9.008	0.741	123.9
21	47	A.D. DESGUACES LA TORRE	Alfonso Colomina Fajardo		RENAULT CLIO CUP III	3	6	14	9	1:52.526	9.693	0.685	123.1
22	45	SMC Junior Motorsport	Alvaro Pinto Fernandez		RENAULT CLIO CUP III	3	7	SMC 15	13	1:53.288	10.455	0.762	122.3
23	25	C.D.E. ULTIMA VUELTA	Javier Caño Hidalgo		RENAULT CLIO CUP IV	4	7	13	11	1:54.073	11.240	0.785	121.5
24	50	ESCUADERIA LEMANS	Sergio Gualix Piris		SEAT LEON MK 2	5	7	15	7	1:54.620	11.787	0.547	120.9
25	42	CHEFO SPORT	Jesus Hernandez Jimenez		RENAULT CLIO CUP IV	4	8	14	11	1:54.894	12.061	0.274	120.6
26	20	SMC Junior Motorsport	Mario Alberto Moreno Rojas		RENAULT CLIO CUP III	3	8	SMC 14	13	1:56.257	13.424	1.363	119.2
27	14	ESCUADERIA GREDOS	Juan Carlos Martin Hernandez		MINI COOPER 1.5 T	3	9	17	8	1:57.085	14.252	0.828	118.3
28	43	SMC Junior Motorsport	Antonio Angel García Delicado		RENAULT CLIO CUP IV	4	9	SMC 17	16	1:57.373	14.540	0.288	118.0
29	3	A.E.C.D.	Lucas Gonzalez-Anleo Polo		PORSCHE 968 CS	CL	2	11	7	1:59.023	16.190	1.650	116.4

Publicado a las:.....

Comisarios Deportivos:	Director de Carrera:	Cronometrador:
-------------------------------	-----------------------------	-----------------------





Circuito del Jarama

División 2

Entrenamiento cronometrado

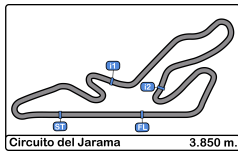
Resultados Provisionales por categoría

Cls	Nº	Concursante	Piloto 1	Piloto 2	Vehiculo	Cat	Cls	Vtas.	Tiemp	Tiempo	Dif 1º	Intervalo	Km/h
5													
1	21	RACE	Jose M. De Los Milagros		SUBARU WRX Sti	5	1	10	8	1:42.833			134.7
2	15	A.D. DESGUACES LA TORRE	Carlos Esteban García		SEAT LEON MK 2	5	2	11	10	1:43.454	0.621	0.621	133.9
3	38	JORGE OTERO AGREDA	Jorge Otero Agreda		SEAT LEON MK 2	5	3	9	8	1:44.685	1.852	1.231	132.3
4	13	C.D.E. ULTIMA VUELTA	Luis Ruiz Moya		SEAT LEON MK 2	5	4	10	9	1:45.537	2.704	0.852	131.3
5	6	C.D.E. DEYSCOM SPORT	Francisco Comendador Romero		SUBARU WRX Sti	5	5	12	9	1:45.982	3.149	0.445	130.7
6	23	C.D.E. ULTIMA VUELTA	Fernando J. Bea Marton		SEAT LEON MK 2	5	6	10	9	1:46.802	3.969	0.820	129.7
7	50	ESCUADERIA LEMANS	Sergio Gualix Piris		SEAT LEON MK 2	5	7	15	7	1:54.620	11.787	7.818	120.9
6A													
1	33	A.D. DESGUACES LA TORRE	Juan Francisco Gastañaga Martí		SEAT LEON MK 2	6A	1	16	15	1:45.633			131.2
2	8	A.D. DESGUACES LA TORRE	Luis García García		CUPRA TCR	6A	2	14	7	1:46.905	1.272	1.272	129.6
4													
1	44	SMC Junior Motorsport	Mariano Esteban Trilla		RENAULT CLIO CUP IV	4	1	SMC 11	6	1:46.925			129.6
2	17	C.D.E. ULTIMA VUELTA	Francisco Pérez Sierra		PEUGEOT 207 EVO	4	2	13	12	1:47.125	0.200	0.200	129.3
3	27	SMC Junior Motorsport	Javier Aguado Ortega		RENAULT CLIO CUP IV	4	3	17	16	1:47.635	0.710	0.510	128.7
4	19	A.D. DESGUACES LA TORRE	Enrique Hernando Alonso	Jr	RENAULT CLIO CUP IV	4	4	SMC 7	5	1:47.696	0.771	0.061	128.6
5	36	CHEFO SPORT	Iván Hernández González	Jr	RENAULT CLIO CUP IV	4	5	17	14	1:47.760	0.835	0.064	128.6
6	22	SMC Junior Motorsport	Sergio Morera Hernandez		RENAULT CLIO CUP IV	4	6	SMC 19	15	1:48.069	1.144	0.309	128.2
7	25	C.D.E. ULTIMA VUELTA	Javier Caño Hidalgo		RENAULT CLIO CUP IV	4	7	13	11	1:54.073	7.148	6.004	121.5
8	42	CHEFO SPORT	Jesus Hernandez Jimenez		RENAULT CLIO CUP IV	4	8	14	11	1:54.894	7.969	0.821	120.6
9	43	SMC Junior Motorsport	Antonio Angel Garcia Delicado		RENAULT CLIO CUP IV	4	9	SMC 17	16	1:57.373	10.448	2.479	118.0
3													
1	46	A.D. DESGUACES LA TORRE	Fernando Navarrete Rodrigo		RENAULT CLIO CUP III	3	1	11	9	1:49.130			127.0
2	26	RACE	Borja Hormigos Nicolás	Hector Hernandez Benito	MINI Challenge	3	2	13	11	1:50.457	1.327	1.327	125.4
3	49	SMC Junior Motorsport	Pablo Marcos Santamaria		RENAULT CLIO CUP III	3	3	SMC 18	13	1:50.901	1.771	0.444	124.9
4	16	SMC Junior Motorsport	Miguel Cadenas Vega		RENAULT CLIO CUP III	3	4	SMC 12	5	1:51.004	1.874	0.103	124.8
5	48	SMC Junior Motorsport	Jaime Luis Latapia Llinas		RENAULT CLIO CUP III	3	5	SMC 9	8	1:51.841	2.711	0.837	123.9
6	47	A.D. DESGUACES LA TORRE	Alfonso Colomina Fajardo		RENAULT CLIO CUP III	3	6	14	9	1:52.526	3.396	0.685	123.1
7	45	SMC Junior Motorsport	Alvaro Pinto Fernandez		RENAULT CLIO CUP III	3	7	SMC 15	13	1:53.288	4.158	0.762	122.3
8	20	SMC Junior Motorsport	Mario Alberto Moreno Rojas		RENAULT CLIO CUP III	3	8	SMC 14	13	1:56.257	7.127	2.969	119.2
9	14	ESCUADERIA GREDOS	Juan Carlos Martin Hernandez		MINI COOPER 1.5 T	3	9	17	8	1:57.085	7.955	0.828	118.3
CL													
1	41	Club Jarama Sport	Diego Blanco Torrecilla		PORSCHE 928	CL	1	9	8	1:51.100			124.7
2	3	A.E.C.D.	Lucas Gonzalez-Anleo Polo		PORSCHE 968 CS	CL	2	11	7	1:59.023	7.923	7.923	116.4

Publicado a las:.....

Comisarios Deportivos:	Director de Carrera:	Cronometrador:
-------------------------------	-----------------------------	-----------------------





Circuito del Jarama
División 2
Entrenamiento cronometrado
Tiempos Por Vuelta

3 CL 1 Lucas Gonzalez-Anleo Polo PORSCHE 968 CS **13** 1 Luis Ruiz Moya SEAT LEON MK 2
 2 A.E.C.D. 5 2 C.D.E. ULTIMA VUELTA

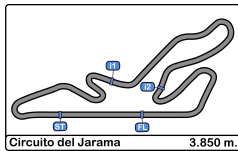
Vta	D	Tiempo	Sector 1	Sector 2	Sector 3	V.Max	Elapsed	Vta	D	Tiempo	Sector 1	Sector 2	Sector 3	V.Max	Elapsed
1		10:01:26.418	10:00:01.466	48.229	36.723		10:01:26.418	1		9:51:37.401	9:50:18.671	44.332	34.398		9:51:37.401
2		2:12.247	52.532	44.835	34.880		10:03:38.665	2		1:59.868	47.895	39.331	32.642		9:53:37.269
3		2:07.320	50.563	41.885	34.872		10:05:45.985	3		1:53.922	45.410	37.089	31.423		9:55:31.191
4		2:08.958	47.736	40.715	40.507		10:07:54.943	4		2:18.859 P	47.611	44.545	46.703		9:57:50.050
5		2:04.672	49.507	39.971	35.194		10:09:59.615	5		5:36.370	4:24.869	40.461	31.040		10:03:26.420
6		2:02.264	48.409	40.389	33.466		10:12:01.879	6		1:52.330	41.813	39.869	30.648		10:05:18.750
7		1:59.023	44.553	41.197	33.273		10:14:00.902	7		1:46.240	41.324	35.375	29.541		10:07:04.990
8		1:59.942	44.547	40.261	35.134		10:16:00.844	8		1:46.195	41.032	35.755	29.408		10:08:51.185
9		2:35.626 P	54.674	51.472	49.480		10:18:36.470	9		1:45.537	40.657	34.945	29.935		10:10:36.722
10		2:49.566	1:34.823	40.843	33.900		10:21:26.036	10		2:39.836 P	53.702	53.146	52.988		10:13:16.558
11		2:41.650 P	51.487	50.365	59.798		10:24:07.686								

6 5 1 Francisco Comendador Romero SUBARU WRX Sti **14** 1 Juan Carlos Martin Hernandez MINI COOPER 1.5 T
 2 C.D.E. DEYSCOM SPORT 3 2 ESCUDERIA GREDOS

Vta	D	Tiempo	Sector 1	Sector 2	Sector 3	V.Max	Elapsed	Vta	D	Tiempo	Sector 1	Sector 2	Sector 3	V.Max	Elapsed
1		9:59:09.352	9:58:00.313	37.429	31.610		9:59:09.352	1		9:49:02.279	9:47:26.496	55.341	40.442		9:49:02.279
2		1:49.794	42.887	36.363	30.544		10:00:59.146	2		2:09.100	51.313	43.115	34.672		9:51:11.379
3		1:48.646	41.820	36.286	30.540		10:02:47.792	3		2:35.376	1:17.182	43.387	34.807		9:53:46.755
4		1:47.187	41.643	35.621	29.923		10:04:34.979	4		2:15.888 P	47.645	41.634	46.609		9:56:02.643
5		1:46.565	41.233	35.330	30.002		10:06:21.544	5		2:57.832	1:45.843	39.670	32.319		9:59:00.475
6		1:47.107	41.498	35.595	30.014		10:08:08.651	6		1:57.990	45.580	39.294	33.116		10:00:58.465
7		1:47.036	41.298	35.430	30.308		10:09:55.687	7		1:57.303	45.501	38.728	33.074		10:02:55.768
8		1:46.544	41.134	35.382	30.028		10:11:42.231	8		1:57.085	45.233	38.917	32.935		10:04:52.853
9		1:45.982	41.112	35.233	29.637		10:13:28.213	9		1:58.106	45.826	39.149	33.131		10:06:50.959
10		2:05.022 P	43.024	40.570	41.428		10:15:33.235	10		1:59.650	47.610	39.726	32.314		10:08:50.609
11		4:52.606	3:48.123	34.847	29.636		10:20:25.841	11		1:57.144	45.615	39.000	32.529		10:10:47.753
12		2:15.091 P	47.114	43.088	44.889		10:22:40.932	12		1:57.986	44.860	40.150	32.976		10:12:45.739
								13		1:57.282	45.680	38.665	32.937		10:14:43.021
								14		1:58.614	45.868	39.158	33.588		10:16:41.635
								15		2:00.354	46.241	39.717	34.396		10:18:41.989
								16		1:57.221	45.447	38.779	32.995		10:20:39.210
								17		2:35.831 P	54.253	49.437	52.141		10:23:15.041

8 6A 1 Luis García García CUPRA TCR **15** 1 Carlos Esteban García SEAT LEON MK 2
 2 A.D. DESGUACES LA TORRE 5 2 A.D. DESGUACES LA TORRE

Vta	D	Tiempo	Sector 1	Sector 2	Sector 3	V.Max	Elapsed	Vta	D	Tiempo	Sector 1	Sector 2	Sector 3	V.Max	Elapsed
1		9:49:07.768	9:47:49.274	43.896	34.598		9:49:07.768	1		9:50:43.204	9:49:19.819	45.553	37.832		9:50:43.204
2		2:06.626	53.230	40.815	32.581		9:51:14.394	2		1:58.740	48.178	38.774	31.788		9:52:41.944
3		2:03.330	49.304	41.218	32.808		9:53:17.724	3		1:53.182	45.300	37.136	30.746		9:54:35.126
4		1:57.326	46.884	38.833	31.609		9:55:15.050	4		1:47.334	41.718	36.027	29.589		9:56:22.460
5		1:50.288	42.977	36.801	30.510		9:57:05.338	5		1:45.431	40.393	35.556	29.482		9:58:07.891
6		1:49.577	42.758	37.011	29.808		9:58:54.915	6		1:55.501 P	42.051	35.777	37.673		10:00:03.392
7		1:46.905	40.977	36.103	29.825		10:00:41.820	7		5:12.390	4:00.533	41.837	30.020		10:05:15.782
8		1:47.471	41.049	36.029	30.393		10:02:29.291	8		1:44.090	40.092	35.008	28.990		10:06:59.872
9		1:47.619	41.459	36.131	30.029		10:04:16.910	9		1:46.068	40.062	37.052	28.954		10:08:45.940
10		1:48.269	40.716	37.588	29.965		10:06:05.179	10		1:43.454	39.625	34.924	28.905		10:10:29.394
11		1:49.057	41.518	36.791	30.748		10:07:54.236	11		2:21.331 P	52.520	43.736	45.075		10:12:50.725
12		1:51.275	43.344	37.549	30.382		10:09:45.511								
13		1:49.341	41.023	36.700	31.618		10:11:34.852								
14		2:13.456 P	45.482	43.424	44.550		10:13:48.308								



Circuito del Jarama
División 2
Entrenamiento cronometrado
Tiempos Por Vuelta

16 1 Miguel Cadenas Vega RENAULT CLIO CUP III **20** 1 Mario Alberto Moreno RENAULT CLIO CUP III
 3 2 SMC Junior Motorsport 3 2 SMC Junior Motorsport

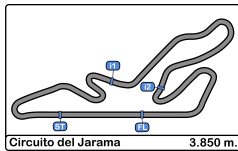
Vta	D	Tiempo	Sector 1	Sector 2	Sector 3	V.Max	Elapsed	Vta	D	Tiempo	Sector 1	Sector 2	Sector 3	V.Max	Elapsed
1		10:02:24.313	10:01:05.354	44.726	34.233		10:02:24.313	1		9:48:59.904	9:47:22.941	56.026	40.937		9:48:59.904
2		1:59.386	47.068	39.868	32.450		10:04:23.699	2		2:20.054	57.555	45.299	37.200		9:51:19.958
3		1:54.044	44.263	38.255	31.526		10:06:17.743	3		2:14.932	54.822	44.782	35.328		9:53:34.890
4		1:52.900	43.484	38.280	31.136		10:08:10.643	4		2:19.406 P	49.859	41.883	47.664		9:55:54.296
5		1:51.004	42.788	37.173	31.043		10:10:01.647	5		3:55.366	2:37.908	42.190	35.268		9:59:49.662
6		1:51.826	42.722	37.684	31.420		10:11:53.473	6		2:06.947	47.723	44.595	34.629		10:01:56.609
7		1:54.281	45.375	37.974	30.932		10:13:47.754	7		1:59.788	46.033	39.991	33.764		10:03:56.397
8		1:51.122	42.610	37.521	30.991		10:15:38.876	8		2:00.321	45.687	39.561	35.073		10:05:56.718
9		1:51.365	43.098	37.176	31.091		10:17:30.241	9		1:59.928	46.346	39.808	33.774		10:07:56.646
10		1:53.069	42.710	37.551	32.808		10:19:23.310	10		1:58.569	45.661	39.898	33.010		10:09:55.215
11		1:51.453	43.012	37.474	30.967		10:21:14.763	11		1:57.604	45.765	39.492	32.347		10:11:52.819
12		2:32.976 P	52.766	51.271	48.939		10:23:47.739	12		1:58.427	46.333	39.750	32.344		10:13:51.246

17 1 Francisco Pérez Sierra PEUGEOT 207 EVO **21** 1 Jose M. De Los Milagros SUBARU WRX Sti
 4 2 C.D.E. ULTIMA VUELTA 5 2 RACE

Vta	D	Tiempo	Sector 1	Sector 2	Sector 3	V.Max	Elapsed	Vta	D	Tiempo	Sector 1	Sector 2	Sector 3	V.Max	Elapsed
1		9:52:10.761	9:50:52.256	44.237	34.268		9:52:10.761	1		9:47:28.644	9:46:09.378	45.823	33.443		9:47:28.644
2		2:01.733	48.344	39.734	33.655		9:54:12.494	2		1:55.922	45.175	37.990	32.757		9:49:24.566
3		1:56.365	45.665	38.979	31.721		9:56:08.859	3		1:49.351	41.107	37.090	31.154		9:51:13.917
4		1:51.409	42.934	37.856	30.619		9:58:00.268	4		2:21.640 P	59.249	41.742	40.649		9:53:35.557
5		1:50.657	42.258	37.623	30.776		9:59:50.925	5		5:03.269	3:54.953	37.894	30.422		9:58:38.826
6		1:58.485 P	42.735	37.363	38.387		10:01:49.410	6		1:42.950	39.801	34.409	28.740		10:00:21.776
7		3:24.118	2:15.223	38.021	30.874		10:05:13.528	7		2:05.750	49.469	44.437	31.844		10:02:27.526
8		1:55.046	43.550	38.005	33.491		10:07:08.574	8		1:42.833	39.701	34.229	28.903		10:04:10.359
9		1:48.795	41.895	36.846	30.054		10:08:57.369	9		1:43.086	39.644	34.205	29.237		10:05:53.445
10		1:48.361	41.737	36.322	30.302		10:10:45.730	10		2:51.827 P	57.867	59.009	54.951		10:08:45.272
11		1:47.889	41.256	36.100	30.533		10:12:33.619								
12		1:47.125	41.331	35.917	29.877		10:14:20.744								
13		2:15.940 P	49.608	46.771	39.561		10:16:36.684								

19 1 Enrique Hernando Alonso RENAULT CLIO CUP IV **22** 1 Sergio Morera Hernandez RENAULT CLIO CUP IV
 4 2 A.D. DESGUACES LA TORRE 4 2 SMC Junior Motorsport

Vta	D	Tiempo	Sector 1	Sector 2	Sector 3	V.Max	Elapsed	Vta	D	Tiempo	Sector 1	Sector 2	Sector 3	V.Max	Elapsed
1		9:48:46.776			9:48:46.776		9:48:46.776	1		9:49:09.944	9:47:53.560	42.706	33.678		9:49:09.944
2		1:55.504			9:50:42.280		9:50:42.280	2		2:07.454	51.530	42.178	33.746		9:51:17.398
3		1:51.211			9:52:33.491		9:52:33.491	3		1:58.679	47.511	39.029	32.139		9:53:16.077
4		3:52.221			9:56:25.712		9:56:25.712	4		1:53.247	43.768	37.915	31.564		9:55:09.324
5		1:47.696			9:58:13.408		9:58:13.408	5		1:51.679	43.512	37.152	31.015		9:57:01.003
6		2:13.274			10:00:26.682		10:00:26.682	6		1:49.848	42.560	36.658	30.630		9:58:50.851
7		2:13.649			10:02:40.331		10:02:40.331	7		1:49.452	42.294	36.456	30.702		10:00:40.303
								8		2:09.059	48.215	43.472	37.372		10:02:49.362
								9		1:49.389	42.090	36.649	30.650		10:04:38.751
								10		1:48.660	41.911	36.248	30.501		10:06:27.411
								11		1:48.841	41.816	36.820	30.205		10:08:16.252
								12		1:48.369	41.848	36.270	30.251		10:10:04.621
								13		1:48.854	41.805	36.444	30.605		10:11:53.475
								14		1:48.549	41.733	36.367	30.449		10:13:42.024
								15		1:48.069	41.718	36.112	30.239		10:15:30.093
								16		1:51.296	41.539	38.319	31.438		10:17:21.389
								17		1:48.486	41.823	36.395	30.268		10:19:09.875
								18		1:48.198	41.972	35.949	30.277		10:20:58.073
								19		3:03.740 P	1:02.995	1:01.402	59.343		10:24:01.813



Circuito del Jarama
División 2
Entrenamiento cronometrado
Tiempos Por Vuelta

23							27								
1 Fernando J. Bea Marton			SEAT LEON MK 2				1 Javier Aguado Ortega			RENAULT CLIO CUP IV					
5			C.D.E. ULTIMA VUELTA				4			SMC Junior Motorsport					
Vta	D	Tiempo	Sector 1	Sector 2	Sector 3	V.Max	Elapsed	Vta	D	Tiempo	Sector 1	Sector 2	Sector 3	V.Max	Elapsed
1		9:48:21.732	9:47:01.573	44.252	35.907		9:48:21.732	1		9:48:11.687	9:46:48.351	45.426	37.910		9:48:11.687
2		2:07.402	54.757	40.667	31.978		9:50:29.134	2		2:06.624	50.485	42.448	33.691		9:50:18.311
3		2:01.098 P	43.897	38.883	38.318		9:52:30.232	3		1:54.062	44.329	38.128	31.605		9:52:12.373
4		6:02.341	4:55.418	36.700	30.223		9:58:32.573	4		1:50.722	43.362	36.696	30.664		9:54:03.095
5		1:47.412	41.240	36.278	29.894		10:00:19.985	5		1:48.823	41.918	36.314	30.591		9:55:51.918
6		1:49.055	43.355	35.826	29.874		10:02:09.040	6		2:01.095 P	43.971	37.984	39.140		9:57:53.013
7		1:48.396	42.797	35.918	29.681		10:03:57.436	7		4:11.045	2:56.065	41.662	33.318		10:02:04.058
8		1:47.684	40.881	36.119	30.684		10:05:45.120	8		1:50.893	42.117	37.067	31.709		10:03:54.951
9		1:46.802	41.052	35.567	30.183		10:07:31.922	9		1:51.593	43.950	37.271	30.372		10:05:46.544
10		2:40.303 P	55.804	51.682	52.817		10:10:12.225	10		1:55.980 P	41.677	36.390	37.913		10:07:42.524
25							33								
1 Javier Caño Hidalgo			RENAULT CLIO CUP IV				1 Juan Francisco Gastañaga Martínez			SEAT LEON MK 2					
4			C.D.E. ULTIMA VUELTA				6A			A.D. DESGUACES LA TORRE					
Vta	D	Tiempo	Sector 1	Sector 2	Sector 3	V.Max	Elapsed	Vta	D	Tiempo	Sector 1	Sector 2	Sector 3	V.Max	Elapsed
1		9:48:42.736	9:47:06.224	53.260	43.252		9:48:42.736	1		9:52:19.588	9:51:03.672	42.744	33.172		9:52:19.588
2		2:11.947	52.275	44.631	35.041		9:50:54.683	2		1:53.736	43.762	38.507	31.467		9:54:13.324
3		1:59.733	46.604	40.299	32.830		9:52:54.416	3		1:50.881	42.839	37.257	30.785		9:56:04.205
4		1:55.031	43.934	39.434	31.663		9:54:49.447	4		1:49.429	41.961	36.715	30.753		9:57:53.634
5		2:01.825 P	43.845	38.970	39.010		9:56:51.272	5		1:48.976	41.931	36.880	30.165		9:59:42.610
6		4:29.305	3:11.999	44.398	32.908		10:01:20.577	6		1:51.669	42.546	38.838	30.285		10:01:34.279
7		2:09.497 P	46.334	41.869	41.294		10:03:30.074	7		1:51.043	41.810	38.624	30.609		10:03:25.322
8		3:04.423	1:49.356	41.792	33.275		10:06:34.497	8		2:02.997 P	42.430	40.004	40.563		10:05:28.319
9		1:55.589	44.206	39.084	32.299		10:08:30.086	9		4:09.712	2:48.797	43.934	36.981		10:09:38.031
10		1:54.752	44.143	38.768	31.841		10:10:24.838	10		2:06.417	48.777	41.180	36.460		10:11:44.448
11		1:54.073	44.064	38.399	31.610		10:12:18.911	11		1:50.718	43.399	37.112	30.207		10:13:35.166
12		1:54.513	44.173	38.678	31.662		10:14:13.424	12		1:49.567	41.278	36.822	31.467		10:15:24.733
13		2:05.221 P	43.473	38.618	43.130		10:16:18.645	13		1:48.239	42.623	36.050	29.566		10:17:12.972
26							33								
1 Borja Hormigos Nicolás			MINI Challenge				1 Juan Francisco Gastañaga Martínez			SEAT LEON MK 2					
3			RACE				6A			A.D. DESGUACES LA TORRE					
Vta	D	Tiempo	Sector 1	Sector 2	Sector 3	V.Max	Elapsed	Vta	D	Tiempo	Sector 1	Sector 2	Sector 3	V.Max	Elapsed
1		9:52:42.120	9:51:08.333	54.325	39.462		9:52:42.120	1		9:52:19.588	9:51:03.672	42.744	33.172		9:52:19.588
2		2:01.778	48.568	41.062	32.148		9:54:43.898	2		1:53.736	43.762	38.507	31.467		9:54:13.324
3		2:05.360 P	44.587	38.274	42.499		9:56:49.258	3		1:50.881	42.839	37.257	30.785		9:56:04.205
4		3:28.742	2:20.086	37.559	31.097		10:00:18.000	4		1:49.429	41.961	36.715	30.753		9:57:53.634
5		1:50.761	43.256	36.716	30.789		10:02:08.761	5		1:48.976	41.931	36.880	30.165		9:59:42.610
6		1:53.336	44.878	37.474	30.984		10:04:02.097	6		1:51.669	42.546	38.838	30.285		10:01:34.279
7		1:52.368	43.184	37.036	32.148		10:05:54.465	7		1:51.043	41.810	38.624	30.609		10:03:25.322
8		1:52.905	42.597	37.802	32.506		10:07:47.370	8		2:02.997 P	42.430	40.004	40.563		10:05:28.319
9		1:51.093	42.606	36.900	31.587		10:09:38.463	9		4:09.712	2:48.797	43.934	36.981		10:09:38.031
10		1:50.613	43.126	36.659	30.828		10:11:29.076	10		2:06.417	48.777	41.180	36.460		10:11:44.448
11		1:50.457	42.953	36.580	30.924		10:13:19.533	11		1:50.718	43.399	37.112	30.207		10:13:35.166
12		2:02.886	52.153	39.057	31.676		10:15:22.419	12		1:49.567	41.278	36.822	31.467		10:15:24.733
13		2:45.535 P	55.065	53.004	57.466		10:18:07.954	13		1:48.239	42.623	36.050	29.566		10:17:12.972
								14		1:45.843	40.848	35.705	29.290		10:18:58.815
								15		1:45.633	40.565	35.863	29.205		10:20:44.448
								16		3:12.654 P	1:04.947	1:05.079	1:02.628		10:23:57.102



Circuito del Jarama
División 2
Entrenamiento cronometrado
Tiempos Por Vuelta

36

1 Iván Hernández González RENAULT CLIO CUP IV
 CHEFO SPORT

Vta	D	Tiempo	Sector 1	Sector 2	Sector 3	V.Max	Elapsed
1		9:48:37.640	9:47:07.621	52.571	37.448		9:48:37.640
2		2:11.325	53.880	43.964	33.481		9:50:48.965
3		1:56.321	45.071	39.100	32.150		9:52:45.286
4		1:54.287	44.160	38.541	31.586		9:54:39.573
5		2:01.869 P	44.356	36.845	40.668		9:56:41.442
6		5:33.393	4:23.963	38.587	30.843		10:02:14.835
7		1:51.916	42.450	38.038	31.428		10:04:06.751
8		1:51.024	42.039	38.593	30.392		10:05:57.775
9		1:48.304	41.339	36.512	30.453		10:07:46.079
10		1:47.834	41.264	36.404	30.166		10:09:33.913
11		1:48.808	41.348	36.619	30.841		10:11:22.721
12		1:54.720	44.739	38.931	31.050		10:13:17.441
13		1:48.029	41.334	36.363	30.332		10:15:05.470
14		1:47.760	41.235	36.376	30.149		10:16:53.230
15		1:54.402	43.247	39.967	31.188		10:18:47.632
16		1:52.163	41.344	38.079	32.740		10:20:39.795
17		2:37.358 P	55.760	48.775	52.823		10:23:17.153

38

1 Jorge Otero Agreda SEAT LEON MK 2
 JORGE OTERO AGREDA

Vta	D	Tiempo	Sector 1	Sector 2	Sector 3	V.Max	Elapsed
1		9:48:16.417	9:46:50.546	51.189	34.682		9:48:16.417
2		2:12.982	58.738	43.311	30.933		9:50:29.399
3		2:07.690	48.968	43.607	35.115		9:52:37.089
4		2:18.572 P	51.903	45.797	40.872		9:54:55.661
5		20:12.750	19:03.140	38.909	30.701		10:15:08.411
6		1:46.428	41.464	35.446	29.518		10:16:54.839
7		1:44.868	40.346	34.491	30.031		10:18:39.707
8		1:44.685	40.600	34.608	29.477		10:20:24.392
9		2:29.250 P	49.362	50.267	49.621		10:22:53.642

41

1 Diego Blanco Torrecilla PORSCHE 928
 Club Jarama Sport

Vta	D	Tiempo	Sector 1	Sector 2	Sector 3	V.Max	Elapsed
1		9:53:16.866	9:51:57.483	44.248	35.135		9:53:16.866
2		2:06.588	48.335	41.546	36.707		9:55:23.454
3		2:14.929	55.372	45.190	34.367		9:57:38.383
4		2:00.642	49.029	39.419	32.194		9:59:39.025
5		1:58.278	45.773	40.332	32.173		10:01:37.303
6		1:58.792	45.283	38.657	34.852		10:03:36.095
7		1:56.325	46.711	37.945	31.669		10:05:32.420
8		1:51.100	43.176	36.872	31.052		10:07:23.520
9		1:51.379	43.506	36.757	31.116		10:09:14.899
10			42.679	37.631			

42

1 Jesus Hernandez Jimenez RENAULT CLIO CUP IV
 CHEFO SPORT

Vta	D	Tiempo	Sector 1	Sector 2	Sector 3	V.Max	Elapsed
1		9:49:07.853	9:47:41.864	47.560	38.429		9:49:07.853
2		2:19.364	54.774	47.644	36.946		9:51:27.217
3		2:08.204	50.056	43.398	34.750		9:53:35.421
4		2:14.042	56.148	42.470	35.424		9:55:49.463
5		2:04.247	48.220	41.534	34.493		9:57:53.710
6		1:57.582	44.805	39.515	33.262		9:59:51.292
7		2:02.230	47.099	42.016	33.115		10:01:53.522
8		2:12.413 P	44.366	40.338	47.709		10:04:05.935
9		3:45.456	2:29.497	42.144	33.815		10:07:51.391
10		1:57.024	44.090	40.381	32.553		10:09:48.415
11		1:54.894	43.503	38.323	33.068		10:11:43.309
12		1:59.930	46.494	40.615	32.821		10:13:43.239
13		1:55.102	43.938	38.893	32.271		10:15:38.341
14		2:21.731 P	46.455	44.373	50.903		10:18:00.072

43

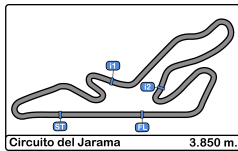
1 Antonio Angel Garcia Delicado RENAULT CLIO CUP IV
 SMC Junior Motorsport

Vta	D	Tiempo	Sector 1	Sector 2	Sector 3	V.Max	Elapsed
1		9:49:01.128	9:47:24.509	56.030	40.589		9:49:01.128
2		2:25.339	1:00.447	47.711	37.181		9:51:26.467
3		2:15.141	53.502	43.106	38.533		9:53:41.608
4		2:06.269	48.841	42.005	35.423		9:55:47.877
5		2:05.572	49.255	41.328	34.989		9:57:53.449
6		2:06.312	47.983	43.227	35.102		9:59:59.761
7		2:05.987	48.458	41.075	36.454		10:02:05.748
8		2:04.130	48.315	40.881	34.934		10:04:09.878
9		2:06.107	47.255	41.803	37.049		10:06:15.985
10		2:21.646 P	49.832	43.059	48.755		10:08:37.631
11		2:47.271	1:28.358	43.046	35.867		10:11:24.902
12		1:59.741	46.207	39.783	33.751		10:13:24.643
13		2:00.909	46.014	39.691	35.204		10:15:25.552
14		1:59.648	45.697	40.330	33.621		10:17:25.200
15		1:57.871	45.721	39.021	33.129		10:19:23.071
16		1:57.373	45.911	38.771	32.691		10:21:20.444
17		2:43.439 P	52.261	51.705	59.473		10:24:03.883

44

1 Mariano Esteban Trilla RENAULT CLIO CUP IV
 SMC Junior Motorsport

Vta	D	Tiempo	Sector 1	Sector 2	Sector 3	V.Max	Elapsed
1		9:48:56.611	9:47:21.503	54.987	40.121		9:48:56.611
2		2:06.336	50.167	43.413	32.756		9:51:02.947
3		1:49.152	42.277	36.453	30.422		9:52:52.099
4		1:48.092	41.503	36.658	29.931		9:54:40.191
5		1:47.691	41.590	35.981	30.120		9:56:27.882
6		1:46.925	41.176	35.837	29.912		9:58:14.807
7		2:31.238 P	50.358	53.538	47.342		10:00:46.045
8		9:34.604	8:22.344	40.802	31.458		10:10:20.649
9		1:48.033	41.747	36.152	30.134		10:12:08.682
10		1:47.082	41.163	35.912	30.007		10:13:55.764
11		2:25.454 P	49.540	47.142	48.772		10:16:21.218



Circuito del Jarama
División 2
Entrenamiento cronometrado
Tiempos Por Vuelta

45 1 Alvaro Pinto Fernandez RENAULT CLIO CUP III **48** 1 Jaime Luis Latapia Llinas RENAULT CLIO CUP III
 3 2 SMC Junior Motorsport 3 2 SMC Junior Motorsport

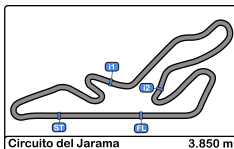
Vta	D	Tiempo	Sector 1	Sector 2	Sector 3	V.Max	Elapsed	Vta	D	Tiempo	Sector 1	Sector 2	Sector 3	V.Max	Elapsed
1		9:49:20.033	9:47:53.545	47.926	38.562		9:49:20.033	1		9:49:22.369	9:47:52.254	48.330	41.785		9:49:22.369
2		2:11.717	52.403	44.176	35.138		9:51:31.750	2		2:27.701 P	55.943	46.468	45.290		9:51:50.070
3		2:07.368	48.733	43.312	35.323		9:53:39.118	3		11:42.321	10:27.359	41.435	33.527		10:03:32.391
4		2:01.723	47.490	40.703	33.530		9:55:40.841	4		1:55.557	45.258	38.814	31.485		10:05:27.948
5		1:57.962	45.631	39.302	33.029		9:57:38.803	5		1:52.589	42.810	38.241	31.538		10:07:20.537
6		2:00.185	47.719	39.739	32.727		9:59:38.988	6		1:52.302	43.214	37.980	31.108		10:09:12.839
7		1:58.212	45.191	40.474	32.547		10:01:37.200	7		1:53.119	42.496	39.106	31.517		10:11:05.958
8		2:03.684	53.219	38.532	31.933		10:03:40.884	8		1:51.841	42.755	37.669	31.417		10:12:57.799
9		1:54.778	44.545	38.319	31.914		10:05:35.662	9		2:16.072 P	50.872	41.321	43.879		10:15:13.871
10		1:55.050	44.963	38.078	32.009		10:07:30.712								
11		1:54.038	43.901	38.263	31.874		10:09:24.750	49							
12		1:54.561	43.662	38.939	31.960		10:11:19.311	1							
13		1:53.288	43.640	37.950	31.698		10:13:12.599	3							
14		1:54.281	43.881	38.232	32.168		10:15:06.880	2							
15		2:06.288 P	44.770	38.089	43.429		10:17:13.168								

46 1 Fernando Navarrete RENAULT CLIO CUP III
 3 2 Rodrigo A.D. DESGUACES LA TORRE

Vta	D	Tiempo	Sector 1	Sector 2	Sector 3	V.Max	Elapsed	Vta	D	Tiempo	Sector 1	Sector 2	Sector 3	V.Max	Elapsed
1		9:51:11.525	9:49:55.000	42.449	34.076		9:51:11.525	1		9:50:10.018	9:48:43.455	49.152	37.411		9:50:10.018
2		1:56.271	46.062	38.826	31.383		9:53:07.796	2		2:01.630	48.831	40.451	32.348		9:52:11.648
3		1:51.624	43.361	37.274	30.989		9:54:59.420	3		1:57.042	45.470	39.155	32.417		9:54:08.690
4		1:51.047	42.851	37.143	31.053		9:56:50.467	4		1:55.011	44.572	38.772	31.667		9:56:03.701
5		1:50.443	42.718	37.111	30.614		9:58:40.910	5		1:53.064	43.666	37.929	31.469		9:57:56.765
6		1:49.794	42.330	36.852	30.612		10:00:30.704	6		1:55.886	44.673	39.491	31.722		9:59:52.651
7		1:50.409	42.224	37.426	30.759		10:02:21.113	7		1:53.861	44.827	37.583	31.451		10:01:46.512
8		1:49.304	42.069	36.745	30.490		10:04:10.417	8		1:57.955	44.867	38.039	35.049		10:03:44.467
9		1:49.130	41.929	36.764	30.437		10:05:59.547	9		1:51.757	43.089	37.582	31.086		10:05:36.224
10		1:49.487	42.028	36.843	30.616		10:07:49.034	10		1:51.399	42.827	37.488	31.084		10:07:27.623
11		2:04.675 P	42.093	36.704	45.878		10:09:53.709	11		1:51.283	43.028	37.178	31.077		10:09:18.906
								12		1:51.123	43.120	37.000	31.003		10:11:10.029
								13		1:50.901	42.672	37.180	31.049		10:13:00.930
								14		1:52.015	43.166	37.428	31.421		10:14:52.945
								15		1:54.792	44.644	38.183	31.965		10:16:47.737
								16		1:54.172	42.792	37.760	33.620		10:18:41.909
								17		1:51.188	43.071	36.990	31.127		10:20:33.097
								18		2:28.071 P	52.163	42.327	53.581		10:23:01.168

47 1 Alfonso Colomina Fajardo RENAULT CLIO CUP III
 3 2 A.D. DESGUACES LA TORRE

Vta	D	Tiempo	Sector 1	Sector 2	Sector 3	V.Max	Elapsed	Vta	D	Tiempo	Sector 1	Sector 2	Sector 3	V.Max	Elapsed
1		9:49:02.866	9:47:39.566	46.068	37.232		9:49:02.866	50							
2		2:13.490	52.805	45.152	35.533		9:51:16.356	1		9:51:22.689	9:49:54.293	53.925	34.471		9:51:22.689
3		2:04.777	50.281	41.100	33.396		9:53:21.133	2		2:06.805	53.276	40.620	32.909		9:53:29.494
4		2:04.454	48.087	42.471	33.896		9:55:25.587	3		2:16.658 P	49.505	42.746	44.407		9:55:46.152
5		1:59.408	46.247	40.304	32.857		9:57:24.995	4		3:21.476	2:07.934	40.019	33.523		9:59:07.628
6		1:55.518	44.705	39.221	31.592		9:59:20.513	5		1:58.099	46.622	39.066	32.411		10:01:05.727
7		1:54.682	43.318	39.933	31.431		10:01:15.195	6		1:56.151	44.381	39.319	32.451		10:03:01.878
8		1:53.387	43.629	38.192	31.566		10:03:08.582	7		1:54.620	43.765	38.710	32.145		10:04:56.498
9		1:52.526	43.170	38.009	31.347		10:05:01.108	8		1:54.995	44.011	38.350	32.634		10:06:51.493
10		1:53.345	43.379	38.174	31.792		10:06:54.453	9		2:20.923 P	46.498	48.139	46.286		10:09:12.416
11		1:53.444	43.639	38.195	31.610		10:08:47.897	10		3:14.658	2:03.602	38.778	32.278		10:12:27.074
12		1:53.312	43.244	38.488	31.580		10:10:41.209	11		1:55.624	43.747	37.942	33.935		10:14:22.698
13		2:10.171	45.373	46.797	38.001		10:12:51.380	12		1:55.593	45.064	38.238	32.291		10:16:18.291
14		2:06.121 P	43.691	38.674	43.756		10:14:57.501	13		1:55.896	44.678	38.783	32.435		10:18:14.187
								14		1:58.258	44.525	38.295	35.438		10:20:12.445
								15		2:20.900 P	54.813	42.557	43.530		10:22:33.345



Circuito del Jarama
División 2
Entrenamiento cronometrado
Mejores Sectores

Sector - 1				Sector - 2				Sector - 3				Vuelta Ideal vs Mejor Vuelta				
Clas	Nº	Piloto	Tiempo	Nº	Piloto	Tiempo	Nº	Piloto	Tiempo	Clas	Nº	Piloto	Vta. Ideal	Mejor V.	Clas	
1	15	Carlos Esteban García	39.625	21	Jose M. De Los Milagros	34.205	21	Jose M. De Los Milagros	28.740	1	21	Jose M. De Los Milagros	1:42.589	1:42.833	1	
2	21	Jose M. De Los Milagros	39.644	38	Jorge Otero Agreda	34.491	15	Carlos Esteban García	28.905	2	15	Carlos Esteban García	1:43.454	1:43.454	2	
3	38	Jorge Otero Agreda	40.346	6	Francisco Comendador	34.847	33	Juan Francisco Gastañaga Martiñaga	29.205	3	38	Jorge Otero Agreda	1:44.314	1:44.685	3	
4	33	Juan Francisco Gastañaga Martiñaga	40.565	15	Carlos Esteban García	34.924	13	Luis Ruiz Moya	29.408	4	13	Luis Ruiz Moya	1:45.010	1:45.537	4	
5	13	Luis Ruiz Moya	40.657	13	Luis Ruiz Moya	34.945	38	Jorge Otero Agreda	29.477	5	33	Juan Francisco Gastañaga Martiñaga	1:45.475	1:45.633	5	
6	8	Luis García García	40.716	23	Fernando J. Bea Marto	35.567	6	Francisco Comendador	29.636	6	6	Francisco Comendador	1:45.595	1:45.982	6	
7	23	Fernando J. Bea Marto	40.881	33	Juan Francisco Gastañaga Martiñaga	35.705	23	Fernando J. Bea Marto	29.681	7	23	Fernando J. Bea Marto	1:46.129	1:46.802	7	
8	6	Francisco Comendador	41.112	44	Mariano Esteban Trilla	35.837	8	Luis García García	29.808	8	8	Luis García García	1:46.553	1:46.905	8	
9	44	Mariano Esteban Trilla	41.163	17	Francisco Pérez Sierra	35.917	17	Francisco Pérez Sierra	29.877	9	44	Mariano Esteban Trilla	1:46.912	1:46.925	9	
10	36	Iván Hernández González	41.235	22	Sergio Morera Hernandez	35.949	44	Mariano Esteban Trilla	29.912	10	17	Francisco Pérez Sierra	1:47.050	1:47.125	10	
11	17	Francisco Pérez Sierra	41.256	27	Javier Aguado Ortega	36.006	27	Javier Aguado Ortega	30.148	11	27	Javier Aguado Ortega	1:47.547	1:47.635	11	
12	27	Javier Aguado Ortega	41.393	8	Luis García García	36.029	36	Iván Hernández González	30.149	12	22	Sergio Morera Hernandez	1:47.693	1:48.069	14	
13	22	Sergio Morera Hernandez	41.539	36	Iván Hernández González	36.363	22	Sergio Morera Hernandez	30.205	13	36	Iván Hernández González	1:47.747	1:47.760	13	
14	46	Fernando Navarrete Rodrigo	41.929	26	Hormigos Nicolás - Hernandez Peña	36.580	46	Fernando Navarrete Rodrigo	30.437	14	46	Fernando Navarrete Rodrigo	1:49.070	1:49.130	15	
15	48	Jaime Luis Latapia Llinas	42.496	46	Fernando Navarrete Rodrigo	36.704	26	Hormigos Nicolás - Hernandez Peña	30.789	15	26	Hormigos Nicolás - Hernandez Peña	1:49.966	1:50.457	16	
16	26	Hormigos Nicolás - Hernandez Peña	42.597	41	Diego Blanco Torrecilla	36.757	16	Miguel Cadenas Vega	30.932	16	41	Diego Blanco Torrecilla	1:50.488	1:51.100	19	
17	16	Miguel Cadenas Vega	42.610	49	Pablo Marcos Santamaria	36.990	49	Pablo Marcos Santamaria	31.003	17	49	Pablo Marcos Santamaria	1:50.665	1:50.901	17	
18	49	Pablo Marcos Santamaria	42.672	16	Miguel Cadenas Vega	37.173	41	Diego Blanco Torrecilla	31.052	18	16	Miguel Cadenas Vega	1:50.715	1:51.004	18	
19	41	Diego Blanco Torrecilla	42.679	48	Jaime Luis Latapia Llinas	37.669	48	Jaime Luis Latapia Llinas	31.108	19	48	Jaime Luis Latapia Llinas	1:51.273	1:51.841	20	
20	47	Alfonso Colomina Fajardo	43.170	50	Sergio Gualix Piris	37.942	47	Alfonso Colomina Fajardo	31.347	20	47	Alfonso Colomina Fajardo	1:52.526	1:52.526	21	
21	25	Javier Caño Hidalgo	43.473	45	Alvaro Pinto Fernandez	37.950	25	Javier Caño Hidalgo	31.610	21	45	Alvaro Pinto Fernandez	1:53.288	1:53.288	22	
22	42	Jesus Hernandez Jimenez	43.503	47	Alfonso Colomina Fajardo	38.009	45	Alvaro Pinto Fernandez	31.698	22	25	Javier Caño Hidalgo	1:53.482	1:54.073	23	
23	45	Alvaro Pinto Fernandez	43.640	42	Jesus Hernandez Jimenez	38.323	50	Sergio Gualix Piris	32.145	23	50	Sergio Gualix Piris	1:53.834	1:54.620	24	
24	50	Sergio Gualix Piris	43.747	25	Javier Caño Hidalgo	38.399	42	Jesus Hernandez Jimenez	32.271	24	42	Jesus Hernandez Jimenez	1:54.097	1:54.894	25	
25	3	Lucas Gonzalez-Anleo	44.547	20	Mario Alberto Moreno Rojas	38.645	14	Juan Carlos Martin Hernandez	32.314	25	20	Mario Alberto Moreno Rojas	1:55.607	1:56.257	26	
26	20	Mario Alberto Moreno Rojas	44.618	14	Juan Carlos Martin Hernandez	38.665	20	Mario Alberto Moreno Rojas	32.344	26	14	Juan Carlos Martin Hernandez	1:55.839	1:57.085	27	
27	14	Juan Carlos Martin Hernandez	44.860	43	Antonio Angel Garcia	38.771	43	Antonio Angel Garcia	32.691	27	43	Antonio Angel Garcia	1:57.159	1:57.373	28	
28	43	Antonio Angel Garcia	45.697	3	Lucas Gonzalez-Anleo	39.971	3	Lucas Gonzalez-Anleo	33.273	28	3	Lucas Gonzalez-Anleo	1:57.791	1:59.023	29	
29	19	Enrique Hernando Alonso	Transpon	19	Enrique Hernando Alonso	Transpon	19	Enrique Hernando Alonso	Transpon	29	19	Enrique Hernando Alonso	Transpon	1:47.696	12	



Circuito del Jarama
División 2
Entrenamiento cronometrado
5 Mejores Tiempos

Cl	Nº	Concursante	Piloto 1	Piloto 2	Vehiculo	Cat	Cl	Mejor 1		Mejor 2		Mejor 3		Mejor 4		Mejor 5	
								Tiempo	Vta.	Tiempo	Vta.	Tiempo	Vta.	Tiempo	Vta.	Tiempo	Vta.
1	21	RACE	Jose M. De Los Milagros		SUBARU WRX Sti	5	1	1:42.833	8	1:42.950	6	1:43.086	9	1:49.351	3	1:55.922	2
2	15	A.D. DESGUACES LA TORRE	Carlos Esteban García		SEAT LEON MK 2	5	2	1:43.454	10	1:44.090	8	1:45.431	5	1:46.068	9	1:47.334	4
3	38	JORGE OTERO AGREDA	Jorge Otero Agreda		SEAT LEON MK 2	5	3	1:44.685	8	1:44.868	7	1:46.428	6	2:07.690	3	2:12.982	2
4	13	C.D.E. ULTIMA VUELTA	Luis Ruiz Moya		SEAT LEON MK 2	5	4	1:45.537	9	1:46.195	8	1:46.240	7	1:52.330	6	1:53.922	3
5	33	A.D. DESGUACES LA TORRE	Juan Francisco Gastañaga Martínez		SEAT LEON MK 2	6A	1	1:45.633	15	1:45.843	14	1:48.239	13	1:48.976	5	1:49.429	4
6	6	C.D.E. DEYSCOM SPORT	Francisco Comendador Romero		SUBARU WRX Sti	5	5	1:45.982	9	1:46.544	8	1:46.565	5	1:47.036	7	1:47.107	6
7	23	C.D.E. ULTIMA VUELTA	Fernando J. Bea Marton		SEAT LEON MK 2	5	6	1:46.802	9	1:47.412	5	1:47.684	8	1:48.396	7	1:49.055	6
8	8	A.D. DESGUACES LA TORRE	Luis García García		CUPRA TCR	6A	2	1:46.905	7	1:47.471	8	1:47.619	9	1:48.269	10	1:49.057	11
9	44	SMC Junior Motorsport	Mariano Esteban Trilla		RENAULT CLIO CUP IV	4	1	SMC 1:46.925	6	1:47.082	10	1:47.691	5	1:48.033	9	1:48.092	4
10	17	C.D.E. ULTIMA VUELTA	Francisco Pérez Sierra		PEUGEOT 207 EVO	4	2	1:47.125	12	1:47.889	11	1:48.361	10	1:48.795	9	1:50.657	5
11	27	SMC Junior Motorsport	Javier Aguado Ortega		RENAULT CLIO CUP IV	4	3	1:47.635	16	1:47.814	15	1:48.443	14	1:48.729	12	1:48.823	5
12	19	A.D. DESGUACES LA TORRE	Enrique Hernando Alonso	Jr	RENAULT CLIO CUP IV	4	4	SMC 1:47.696	5	1:51.211	3	1:55.504	2	2:13.274	6	2:13.649	7
13	36	CHEFO SPORT	Iván Hernández González	Jr	RENAULT CLIO CUP IV	4	5	1:47.760	14	1:47.834	10	1:48.029	13	1:48.304	9	1:48.808	11
14	22	SMC Junior Motorsport	Sergio Morera Hernandez		RENAULT CLIO CUP IV	4	6	SMC 1:48.069	15	1:48.198	18	1:48.369	12	1:48.486	17	1:48.549	14
15	46	A.D. DESGUACES LA TORRE	Fernando Navarrete Rodrigo		RENAULT CLIO CUP III	3	1	1:49.130	9	1:49.304	8	1:49.487	10	1:49.794	6	1:50.409	7
16	26	RACE	Borja Hormigos Nicolás	Hector Hernandez Benito	MINI Challenge	3	2	1:50.457	11	1:50.613	10	1:50.761	5	1:51.093	9	1:52.368	7
17	49	SMC Junior Motorsport	Pablo Marcos Santamaria		RENAULT CLIO CUP III	3	3	SMC 1:50.901	13	1:51.123	12	1:51.188	17	1:51.283	11	1:51.399	10
18	16	SMC Junior Motorsport	Miguel Cadenas Vega		RENAULT CLIO CUP III	3	4	SMC 1:51.004	5	1:51.122	8	1:51.365	9	1:51.453	11	1:51.826	6
19	41	Club Jarama Sport	Diego Blanco Torrecilla		PORSCHE 928	CL	1	1:51.100	8	1:51.379	9	1:56.325	7	1:58.278	5	1:58.792	6
20	48	SMC Junior Motorsport	Jaime Luis Latapia Llinas		RENAULT CLIO CUP III	3	5	SMC 1:51.841	8	1:52.302	6	1:52.589	5	1:53.119	7	1:55.557	4
21	47	A.D. DESGUACES LA TORRE	Alfonso Colomina Fajardo		RENAULT CLIO CUP III	3	6	1:52.526	9	1:53.312	12	1:53.345	10	1:53.387	8	1:53.444	11
22	45	SMC Junior Motorsport	Alvaro Pinto Fernandez		RENAULT CLIO CUP III	3	7	SMC 1:53.288	13	1:54.038	11	1:54.281	14	1:54.561	12	1:54.778	9
23	25	C.D.E. ULTIMA VUELTA	Javier Caño Hidalgo		RENAULT CLIO CUP IV	4	7	1:54.073	11	1:54.513	12	1:54.752	10	1:55.031	4	1:55.589	9
24	50	ESCUADERIA LEMANS	Sergio Gualix Piris		SEAT LEON MK 2	5	7	1:54.620	7	1:54.995	8	1:55.593	12	1:55.624	11	1:55.896	13
25	42	CHEFO SPORT	Jesus Hernandez Jimenez		RENAULT CLIO CUP IV	4	8	1:54.894	11	1:55.102	13	1:57.024	10	1:57.582	6	1:59.930	12
26	20	SMC Junior Motorsport	Mario Alberto Moreno Rojas		RENAULT CLIO CUP III	3	8	SMC 1:56.257	13	1:57.604	11	1:58.427	12	1:58.569	10	1:59.788	7
27	14	ESCUADERIA GREDOS	Juan Carlos Martin Hernandez		MINI COOPER 1.5 T	3	9	1:57.085	8	1:57.144	11	1:57.221	16	1:57.282	13	1:57.303	7
28	43	SMC Junior Motorsport	Antonio Angel Garcia Delicado		RENAULT CLIO CUP IV	4	9	SMC 1:57.373	16	1:57.871	15	1:59.648	14	1:59.741	12	2:00.909	13
29	3	A.E.C.D.	Lucas Gonzalez-Anleo Polo		PORSCHE 968 CS	CL	2	1:59.023	7	1:59.942	8	2:02.264	6	2:04.672	5	2:07.320	3



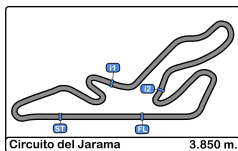
Circuito del Jarama

División 2

Entrenamiento cronometrado

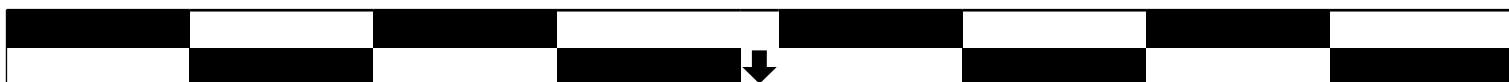
Secuencia Vueltas Rápidas

<u>Vta.</u>	<u>Hora Día</u>	<u>Tiempo Sesión</u>	<u>Nº</u>	<u>Concursante</u>	<u>Piloto 1</u>	<u>Piloto 2</u>	<u>Vehículo</u>	<u>Cat</u>	<u>Tiempo</u>	<u>Km/h</u>
2	11:49:24.566	-35,434	21	RACE	Jose M. De Los Milagros		SUBARU WRX Sti	5	1:55.922	119.5
2	11:50:42.280	-17,720	19	A.D. DESGUACES LA	Enrique Hernando Alonso	Jr	RENAULT CLIO CUP IV	4 SMC	1:55.504	119.9
3	11:51:13.917	-46,083	21	RACE	Jose M. De Los Milagros		SUBARU WRX Sti	5	1:49.351	126.7
3	11:52:52.099	-7,901	44	SMC Junior Motorsport	Mariano Esteban Trilla		RENAULT CLIO CUP IV	4 SMC	1:49.152	126.9
4	11:54:40.191	-19,809	44	SMC Junior Motorsport	Mariano Esteban Trilla		RENAULT CLIO CUP IV	4 SMC	1:48.092	128.2
4	11:56:22.460	-37,540	15	A.D. DESGUACES LA	Carlos Esteban García		SEAT LEON MK 2	5	1:47.334	129.1
5	11:58:07.891	-52,109	15	A.D. DESGUACES LA	Carlos Esteban García		SEAT LEON MK 2	5	1:45.431	131.4
6	12:00:21.776	-38,224	21	RACE	Jose M. De Los Milagros		SUBARU WRX Sti	5	1:42.950	134.6
8	12:04:10.359	-49,641	21	RACE	Jose M. De Los Milagros		SUBARU WRX Sti	5	1:42.833	134.7



Circuito del Jarama
División 2
1ª Carrera
Parrilla de Salida Provisional

29	3	Lucas Gonzalez-Anleo Polo	1:59.023	.15.	1:51.100	Diego Blanco Torrecilla	41	28
27	14	Juan Carlos Martin Hernandez	1:57.085	.14.	1:56.257	Mario Alberto Moreno Rojas	20	26
25	45	Alvaro Pinto Fernandez	1:53.288	.13.	1:52.526	Alfonso Colomina Fajardo	47	24
23	48	Jaime Luis Latapia Llinas	1:51.841	.12.	1:51.004	Miguel Cadenas Vega	16	22
21	49	Pablo Marcos Santamaria	1:50.901	.11.	1:50.457	Borja Hormigos Nicolás	26	20
19	46	Fernando Navarrete Rodrigo	1:49.130	.10.	1:57.373	Antonio Angel Garcia Delicad	43	18
17	42	Jesus Hernandez Jimenez	1:54.894	.9.	1:54.073	Javier Caño Hidalgo	25	16
15	22	Sergio Morera Hernandez	1:48.069	.8.	1:47.760	Iván Hernández González	36	14
13	19	Enrique Hernando Alonso	1:47.696	.7.	1:47.635	Javier Aguado Ortega	27	12
11	17	Francisco Pérez Sierra	1:47.125	.6.	1:46.925	Mariano Esteban Trilla	44	10
9	50	Sergio Gualix Piris	1:54.620	.5.	1:46.802	Fernando J. Bea Marton	23	8
7	6	Francisco Comendador Rome	1:45.982	.4.	1:45.537	Luis Ruiz Moya	13	6
5	38	Jorge Otero Agreda	1:44.685	.3.	1:43.454	Carlos Esteban García	15	4
3	21	Jose M. De Los Milagros	1:42.833	.2.	1:46.905	Luis García García	8	2
1	33	Juan Francisco Gastañaga M	1:45.633	.1.				

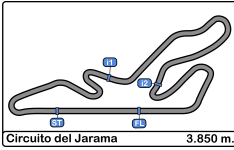


Pole

Publicada a las:.....

Comisarios Deportivos:

Cronometrador:



Circuito del Jarama

División 2

1ª Carrera

Resultados Provisionales

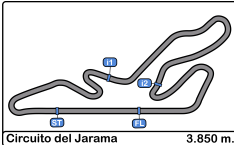
Cls	Nº	Concursante	Piloto 1	Piloto 2	Vehiculo	Cat	Cl	Vtas.	Tiempo	Dif 1º	Intervalo	Km/h	V.R.	Tiempo	Km/h
1	21	RACE	Jose M. De Los Milagros		SUBARU WRX Sti	5	1	9	15:43.444			132.2	2	1:43.533	133.8
2	33	A.D. DESGUACES LA TORR	Juan Francisco Gastañaga		SEAT LEON MK 2	6A	1	9	15:49.350	5.906	5.906	131.3	5	1:44.301	132.8
3	15	A.D. DESGUACES LA TORR	Carlos Esteban García		SEAT LEON MK 2	5	2	9	15:50.837	7.393	1.487	131.1	4	1:44.856	132.1
4	6	C.D.E. DEYSCOM SPORT	Francisco Comendador Romero		SUBARU WRX Sti	5	3	9	15:57.454	14.010	6.617	130.2	7	1:45.610	131.2
5	13	C.D.E. ULTIMA VUELTA	Luis Ruiz Moya		SEAT LEON MK 2	5	4	9	16:07.395	23.951	9.941	128.9	4	1:46.239	130.4
6	19	A.D. DESGUACES LA TORR	Enrique Hernando Alonso	Jr	RENAULT CLIO CUP IV	4	1	SMC 9	16:09.493	26.049	2.098	128.6	4	1:46.708	129.8
7	8	A.D. DESGUACES LA TORR	Luis García García		CUPRA TCR	6A	2	9	16:21.344	37.900	11.851	127.1	5	1:45.607	131.2
8	36	CHEFO SPORT	Iván Hernández González	Jr	RENAULT CLIO CUP IV	4	2	9	16:23.803	40.359	2.459	126.7	2	1:47.686	128.7
9	22	SMC Junior Motorsport	Sergio Morera Hernandez		RENAULT CLIO CUP IV	4	3	SMC 9	16:27.134	43.690	3.331	126.3	2	1:48.026	128.3
10	46	A.D. DESGUACES LA TORR	Fernando Navarrete Rodrigo		RENAULT CLIO CUP III	3	1	9	16:36.289	52.845	9.155	125.2	4	1:49.856	126.1
11	23	C.D.E. ULTIMA VUELTA	Fernando J. Bea Marton		SEAT LEON MK 2	5	5	9	16:39.865	56.421	3.576	124.7	6	1:46.978	129.5
12	26	RACE	Borja Hormigos Nicolás	Hector Hernandez Benito	MINI Challenge	3	2	9	16:56.325	1:12.881	16.460	122.7	2	1:51.265	124.5
13	16	SMC Junior Motorsport	Miguel Cadenas Vega		RENAULT CLIO CUP III	3	3	SMC 9	17:07.377	1:23.933	11.052	121.4	3	1:50.767	125.1
14	49	SMC Junior Motorsport	Pablo Marcos Santamaria		RENAULT CLIO CUP III	3	4	SMC 9	17:10.268	1:26.824	2.891	121.0	3	1:52.763	122.9
15	25	C.D.E. ULTIMA VUELTA	Javier Caño Hidalgo		RENAULT CLIO CUP IV	4	4	9	17:10.873	1:27.429	0.605	121.0	7	1:52.321	123.3
16	27	SMC Junior Motorsport	Javier Aguado Ortega		RENAULT CLIO CUP IV	4	5	9	17:10.879	1:27.435	0.006	121.0	5	1:48.528	127.7
17	50	ESCUDERIA LEMANS	Sergio Gualix Piris		SEAT LEON MK 2	5	6	9	17:11.734	1:28.290	0.855	120.9	8	1:51.539	124.2
18	48	SMC Junior Motorsport	Jaime Luis Latapia Llinas		RENAULT CLIO CUP III	3	5	SMC 9	17:12.500	1:29.056	0.766	120.8	8	1:51.401	124.4
19	47	A.D. DESGUACES LA TORR	Alfonso Colomina Fajardo		RENAULT CLIO CUP III	3	6	9	17:15.025	1:31.581	2.525	120.5	7	1:52.113	123.6
20	45	SMC Junior Motorsport	Alvaro Pinto Fernandez		RENAULT CLIO CUP III	3	7	SMC 9	17:16.420	1:32.976	1.395	120.3	7	1:50.742	125.1
21	43	SMC Junior Motorsport	Antonio Angel Garcia Delicado		RENAULT CLIO CUP IV	4	6	SMC 9	17:16.934	1:33.490	0.514	120.2	8	1:52.304	123.4
22	42	CHEFO SPORT	Jesus Hernandez Jimenez		RENAULT CLIO CUP IV	4	7	9	17:18.351	1:34.907	1.417	120.1	3	1:53.190	122.4
23	20	SMC Junior Motorsport	Mario Alberto Moreno Rojas		RENAULT CLIO CUP III	3	8	SMC 9	17:28.587	1:45.143	10.236	118.9	9	1:53.447	122.1
24	14	ESCUDERIA GREDOS	Juan Carlos Martin Hernandez		MINI COOPER 1.5 T	3	9	9	17:34.692	1:51.248	6.105	118.2	8	1:54.755	120.7
25	3	A.E.C.D.	Lucas Gonzalez-Anleo Polo		PORSCHE 968 CS	CL	1	8	16:30.270	1 Vta	1 Vta	111.9	3	1:58.998	116.4
No clasificados: (Requerimientos: 75% del número de vueltas del lider = 7 Vueltas)															
41		Club Jarama Sport	Diego Blanco Torrecilla		PORSCHE 928	CL	2	1	2:05.808	8 Vtas	7 Vtas	110.1	1	2:05.808	110.1
38		JORGE OTERO AGREDA	Jorge Otero Agreda		SEAT LEON MK 2	5	7								
44		SMC Junior Motorsport	Mariano Esteban Trilla		RENAULT CLIO CUP IV	4	8	SMC							
17		C.D.E. ULTIMA VUELTA	Francisco Pérez Sierra		PEUGEOT 207 EVO	4	9								

Vuelta Rápida Jose M. De Los Milagros en 1:43.533 a 133.9 Km/h en la vuelta 2

Publicado a las:.....

Comisarios Deportivos:	Director de Carrera:	Cronometrador:
-------------------------------	-----------------------------	-----------------------





Circuito del Jarama

División 2

1ª Carrera

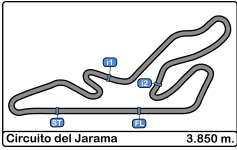
Resultados Provisionales por categoría

Cls	Nº	Concursante	Piloto 1	Piloto 2	Vehiculo	Cat	Cl	Vtas.	Tiempo	Dif 1º	Intervalo	Km/h	V.R.	Tiempo	Km/h	
5																
1	21	RACE	Jose M. De Los Milagros		SUBARU WRX Sti	5	1	9	15:43.444			132.2	2	1:43.533	133.8	
2	15	A.D. DESGUACES LA TORR	Carlos Esteban García		SEAT LEON MK 2	5	2	9	15:50.837	7.393	7.393	131.1	4	1:44.856	132.1	
3	6	C.D.E. DEYSCOM SPORT	Francisco Comendador Romero		SUBARU WRX Sti	5	3	9	15:57.454	14.010	6.617	130.2	7	1:45.610	131.2	
4	13	C.D.E. ULTIMA VUELTA	Luis Ruiz Moya		SEAT LEON MK 2	5	4	9	16:07.395	23.951	9.941	128.9	4	1:46.239	130.4	
5	23	C.D.E. ULTIMA VUELTA	Fernando J. Bea Marton		SEAT LEON MK 2	5	5	9	16:39.865	56.421	32.470	124.7	6	1:46.978	129.5	
6	50	ESCUADERIA LEMANS	Sergio Gualix Piris		SEAT LEON MK 2	5	6	9	17:11.734	1:28.290	31.869	120.9	8	1:51.539	124.2	
No clasificados: (Requerimientos: 75% del número de vueltas del lider = 7 Vueltas)																
38	JORGE OTERO AGREDA	Jorge Otero Agreda			SEAT LEON MK 2	5	7									
6A																
1	33	A.D. DESGUACES LA TORR	Juan Francisco Gastañaga		SEAT LEON MK 2	6A	1	9	15:49.350			131.3	5	1:44.301	132.8	
2	8	A.D. DESGUACES LA TORR	Luis García García		CUPRA TCR	6A	2	9	16:21.344	37.900	31.994	127.1	5	1:45.607	131.2	
4																
1	19	A.D. DESGUACES LA TORR	Enrique Hernando Alonso	Jr	RENAULT CLIO CUP IV	4	1	SMC	9	16:09.493		128.6	4	1:46.708	129.8	
2	36	CHEFO SPORT	Iván Hernández González	Jr	RENAULT CLIO CUP IV	4	2	9	16:23.803	40.359	14.310	126.7	2	1:47.686	128.7	
3	22	SMC Junior Motorsport	Sergio Morera Hernandez		RENAULT CLIO CUP IV	4	3	SMC	9	16:27.134	43.690	3.331	126.3	2	1:48.026	128.3
4	25	C.D.E. ULTIMA VUELTA	Javier Caño Hidalgo		RENAULT CLIO CUP IV	4	4	9	17:10.873	1:27.429	43.739	121.0	7	1:52.321	123.3	
5	27	SMC Junior Motorsport	Javier Aguado Ortega		RENAULT CLIO CUP IV	4	5	9	17:10.879	1:27.435	0.006	121.0	5	1:48.528	127.7	
6	43	SMC Junior Motorsport	Antonio Angel García Delicado		RENAULT CLIO CUP IV	4	6	SMC	9	17:16.934	1:33.490	6.055	120.2	8	1:52.304	123.4
7	42	CHEFO SPORT	Jesus Hernandez Jimenez		RENAULT CLIO CUP IV	4	7	9	17:18.351	1:34.907	1.417	120.1	3	1:53.190	122.4	
No clasificados: (Requerimientos: 75% del número de vueltas del lider = 7 Vueltas)																
44	SMC Junior Motorsport	Mariano Esteban Trilla			RENAULT CLIO CUP IV	4	8	SMC								
17	C.D.E. ULTIMA VUELTA	Francisco Pérez Sierra			PEUGEOT 207 EVO	4	9									
3																
1	46	A.D. DESGUACES LA TORR	Fernando Navarrete Rodrigo		RENAULT CLIO CUP III	3	1	9	16:36.289			125.2	4	1:49.856	126.1	
2	26	RACE	Borja Hormigos Nicolás	Hector Hernandez Benito	MINI Challenge	3	2	9	16:56.325	1:12.881	20.036	122.7	2	1:51.265	124.5	
3	16	SMC Junior Motorsport	Miguel Cadenas Vega		RENAULT CLIO CUP III	3	3	SMC	9	17:07.377	1:23.933	11.052	121.4	3	1:50.767	125.1
4	49	SMC Junior Motorsport	Pablo Marcos Santamaria		RENAULT CLIO CUP III	3	4	SMC	9	17:10.268	1:26.824	2.891	121.0	3	1:52.763	122.9
5	48	SMC Junior Motorsport	Jaime Luis Latapia Llinas		RENAULT CLIO CUP III	3	5	SMC	9	17:12.500	1:29.056	2.232	120.8	8	1:51.401	124.4
6	47	A.D. DESGUACES LA TORR	Alfonso Colomina Fajardo		RENAULT CLIO CUP III	3	6	9	17:15.025	1:31.581	2.525	120.5	7	1:52.113	123.6	
7	45	SMC Junior Motorsport	Alvaro Pinto Fernandez		RENAULT CLIO CUP III	3	7	SMC	9	17:16.420	1:32.976	1.395	120.3	7	1:50.742	125.1
8	20	SMC Junior Motorsport	Mario Alberto Moreno Rojas		RENAULT CLIO CUP III	3	8	SMC	9	17:28.587	1:45.143	12.167	118.9	9	1:53.447	122.1
9	14	ESCUADERIA GREDOS	Juan Carlos Martin Hernandez		MINI COOPER 1.5 T	3	9	9	17:34.692	1:51.248	6.105	118.2	8	1:54.755	120.7	
CL																
1	3	A.E.C.D.	Lucas Gonzalez-Anleo Polo		PORSCHE 968 CS	CL	1	8	16:30.270			111.9	3	1:58.998	116.4	
No clasificados: (Requerimientos: 75% del número de vueltas del lider = 7 Vueltas)																

Publicado a las:.....

Comisarios Deportivos:	Director de Carrera:	Cronometrador:
-------------------------------	-----------------------------	-----------------------





Circuito del Jarama

División 2

1ª Carrera

Resultados Provisionales por categoría

Cls	Nº	Concursante	Piloto 1	Piloto 2	Vehiculo	Cat	Cl	Vtas.	Tiempo	Dif 1º	Intervalo	Km/h	V.R.	Tiempo	Km/h
	41	Club Jarama Sport	Diego Blanco Torrecilla		PORSCHE 928	CL	2	1	2:05.808	8 Vtas	7 Vtas	110.1	1	2:05.808	110.1

Vuelta Rápida Jose M. De Los Milagros en 1:43.533 a 133.9 Km/h en la vuelta 2

Publicado a las:.....

Comisarios Deportivos:	Director de Carrera:	Cronometrador:
-------------------------------	-----------------------------	-----------------------





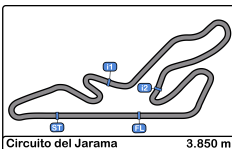
Circuito del Jarama

División 2

1ª Carrera

Clasificación Provisional por Vuelta Rápida de Piloto

Clas	Nº	Concursante	Vehiculo	Piloto	Cat	Clas	Vtas.	V.R	Tiempo	Dif 1º	Intervalo	Km/h
1	21	RACE	SUBARU WRX Sti	Jose M. De Los Milagros	5	1	9	2	1:43.533			133.8
2	33	A.D. DESGUACES LA TORRE	SEAT LEON MK 2	Juan Francisco Gastañaga Martín	6A	1	9	5	1:44.301	0.768	0.768	132.8
3	15	A.D. DESGUACES LA TORRE	SEAT LEON MK 2	Carlos Esteban García	5	2	9	4	1:44.856	1.323	0.555	132.1
4	8	A.D. DESGUACES LA TORRE	CUPRA TCR	Luis García García	6A	2	9	5	1:45.607	2.074	0.751	131.2
5	6	C.D.E. DEYSCOM SPORT	SUBARU WRX Sti	Francisco Comendador Romero	5	3	9	7	1:45.610	2.077	0.003	131.2
6	13	C.D.E. ULTIMA VUELTA	SEAT LEON MK 2	Luis Ruiz Moya	5	4	9	4	1:46.239	2.706	0.629	130.4
7	19	A.D. DESGUACES LA TORRE	RENAULT CLIO CUP IV	Enrique Hernando Alonso	4	SMC	1	9	1:46.708	3.175	0.469	129.8
8	23	C.D.E. ULTIMA VUELTA	SEAT LEON MK 2	Fernando J. Bea Marton	5	5	9	6	1:46.978	3.445	0.270	129.5
9	36	CHEFO SPORT	RENAULT CLIO CUP IV	Iván Hernández González	4	2	9	2	1:47.686	4.153	0.708	128.7
10	22	SMC Junior Motorsport	RENAULT CLIO CUP IV	Sergio Morera Hernandez	4	SMC	3	9	1:48.026	4.493	0.340	128.3
11	27	SMC Junior Motorsport	RENAULT CLIO CUP IV	Javier Aguado Ortega	4	4	9	5	1:48.528	4.995	0.502	127.7
12	46	A.D. DESGUACES LA TORRE	RENAULT CLIO CUP III	Fernando Navarrete Rodrigo	3	1	9	4	1:49.856	6.323	1.328	126.1
13	45	SMC Junior Motorsport	RENAULT CLIO CUP III	Alvaro Pinto Fernandez	3	SMC	2	9	1:50.742	7.209	0.886	125.1
14	16	SMC Junior Motorsport	RENAULT CLIO CUP III	Miguel Cadenas Vega	3	SMC	3	9	1:50.767	7.234	0.025	125.1
15	26	RACE	MINI Challenge	Borja Hormigos Nicolás	3	4	9	2	1:51.265	7.732	0.498	124.5
16	48	SMC Junior Motorsport	RENAULT CLIO CUP III	Jaime Luis Latapia Llinas	3	SMC	5	9	1:51.401	7.868	0.136	124.4
17	50	ESCUADERIA LEMANS	SEAT LEON MK 2	Sergio Gualix Piris	5	6	9	8	1:51.539	8.006	0.138	124.2
18	47	A.D. DESGUACES LA TORRE	RENAULT CLIO CUP III	Alfonso Colomina Fajardo	3	6	9	7	1:52.113	8.580	0.574	123.6
19	43	SMC Junior Motorsport	RENAULT CLIO CUP IV	Antonio Angel Garcia Delicado	4	SMC	5	9	1:52.304	8.771	0.191	123.4
20	25	C.D.E. ULTIMA VUELTA	RENAULT CLIO CUP IV	Javier Caño Hidalgo	4	6	9	7	1:52.321	8.788	0.017	123.3
21	49	SMC Junior Motorsport	RENAULT CLIO CUP III	Pablo Marcos Santamaria	3	SMC	7	9	1:52.763	9.230	0.442	122.9
22	42	CHEFO SPORT	RENAULT CLIO CUP IV	Jesus Hernandez Jimenez	4	7	9	3	1:53.190	9.657	0.427	122.4
23	20	SMC Junior Motorsport	RENAULT CLIO CUP III	Mario Alberto Moreno Rojas	3	SMC	8	9	1:53.447	9.914	0.257	122.1
24	14	ESCUADERIA GREDOS	MINI COOPER 1.5 T	Juan Carlos Martin Hernandez	3	9	9	8	1:54.755	11.222	1.308	120.7
25	3	A.E.C.D.	PORSCHE 968 CS	Lucas Gonzalez-Anleo Polo	CL	1	8	3	1:58.998	15.465	4.243	116.4
26	41	Club Jarama Sport	PORSCHE 928	Diego Blanco Torrecilla	CL	2	1	1	2:05.808	22.275	6.810	110.1



Circuito del Jarama

División 2

1ª Carrera

Distancia y Velocidad Media

Cls	Nº	Concursante	Piloto 1	Piloto 2	Vehiculo	Cat	Cls	Vtas.	Distancia	Tiempo	Km/h
1	21	RACE	Jose M. De Los Milagros		SUBARU WRX Sti	5	1	9	34.65	15:43.444	132.2
2	33	A.D. DESGUACES LA TORR	Juan Francisco Gastañaga Ma		SEAT LEON MK 2	6A	1	9	34.65	15:49.350	131.3
3	15	A.D. DESGUACES LA TORR	Carlos Esteban García		SEAT LEON MK 2	5	2	9	34.65	15:50.837	131.1
4	6	C.D.E. DEYSCOM SPORT	Francisco Comendador Rome		SUBARU WRX Sti	5	3	9	34.65	15:57.454	130.2
5	13	C.D.E. ULTIMA VUELTA	Luis Ruiz Moya		SEAT LEON MK 2	5	4	9	34.65	16:07.395	128.9
6	19	A.D. DESGUACES LA TORR	Enrique Hernando Alonso	Jr	RENAULT CLIO CUP IV	4	1	SMC 9	34.65	16:09.493	128.6
7	8	A.D. DESGUACES LA TORR	Luis García García		CUPRA TCR	6A	2	9	34.65	16:21.344	127.1
8	36	CHEFO SPORT	Iván Hernández González	Jr	RENAULT CLIO CUP IV	4	2	9	34.65	16:23.803	126.7
9	22	SMC Junior Motorsport	Sergio Morera Hernandez		RENAULT CLIO CUP IV	4	3	SMC 9	34.65	16:27.134	126.3
10	46	A.D. DESGUACES LA TORR	Fernando Navarrete Rodrigo		RENAULT CLIO CUP III	3	1	9	34.65	16:36.289	125.2
11	23	C.D.E. ULTIMA VUELTA	Fernando J. Bea Marton		SEAT LEON MK 2	5	5	9	34.65	16:39.865	124.7
12	26	RACE	Borja Hormigos Nicolás	Hector Hernandez Benito	MINI Challenge	3	2	9	34.65	16:56.325	122.7
13	16	SMC Junior Motorsport	Miguel Cadenas Vega		RENAULT CLIO CUP III	3	3	SMC 9	34.65	17:07.377	121.4
14	49	SMC Junior Motorsport	Pablo Marcos Santamaria		RENAULT CLIO CUP III	3	4	SMC 9	34.65	17:10.268	121.0
15	25	C.D.E. ULTIMA VUELTA	Javier Caño Hidalgo		RENAULT CLIO CUP IV	4	4	9	34.65	17:10.873	121.0
16	27	SMC Junior Motorsport	Javier Aguado Ortega		RENAULT CLIO CUP IV	4	5	9	34.65	17:10.879	121.0
17	50	ESCUADERIA LEMANS	Sergio Gualix Piris		SEAT LEON MK 2	5	6	9	34.65	17:11.734	120.9
18	48	SMC Junior Motorsport	Jaime Luis Latapia Llinas		RENAULT CLIO CUP III	3	5	SMC 9	34.65	17:12.500	120.8
19	47	A.D. DESGUACES LA TORR	Alfonso Colomina Fajardo		RENAULT CLIO CUP III	3	6	9	34.65	17:15.025	120.5
20	45	SMC Junior Motorsport	Alvaro Pinto Fernandez		RENAULT CLIO CUP III	3	7	SMC 9	34.65	17:16.420	120.3
21	43	SMC Junior Motorsport	Antonio Angel Garcia Delicado		RENAULT CLIO CUP IV	4	6	SMC 9	34.65	17:16.934	120.2
22	42	CHEFO SPORT	Jesus Hernandez Jimenez		RENAULT CLIO CUP IV	4	7	9	34.65	17:18.351	120.1
23	20	SMC Junior Motorsport	Mario Alberto Moreno Rojas		RENAULT CLIO CUP III	3	8	SMC 9	34.65	17:28.587	118.9
24	14	ESCUADERIA GREDOS	Juan Carlos Martin Hernandez		MINI COOPER 1.5 T	3	9	9	34.65	17:34.692	118.2
25	3	A.E.C.D.	Lucas Gonzalez-Anleo Polo		PORSCHE 968 CS	CL	1	8	30.80	16:30.270	111.9
No clasificados: (Requerimientos: 75% del número de vueltas del lider = 7 Vueltas)											
	41	Club Jarama Sport	Diego Blanco Torrecilla		PORSCHE 928	CL	2	1	03.85	2:05.808	110.1
	38	JORGE OTERO AGREDA	Jorge Otero Agreda		SEAT LEON MK 2	5	7				
	44	SMC Junior Motorsport	Mariano Esteban Trilla		RENAULT CLIO CUP IV	4	8	SMC			
	17	C.D.E. ULTIMA VUELTA	Francisco Pérez Sierra		PEUGEOT 207 EVO	4	9				



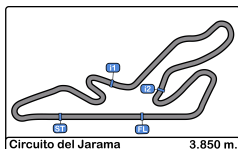
Circuito del Jarama

División 2

1ª Carrera

Tiempos Por Vuelta

3							14								
CL		1 Lucas Gonzalez-Anleo Polo		PORSCHÉ 968 CS			3		1 Juan Carlos Martin Hernandez		MINI COOPER 1.5 T				
5		2		A.E.C.D.			2		ESCUDERIA GREDOS						
Vta	D	Tiempo	Sector 1	Sector 2	Sector 3	V.Max	Elapsed	Vta	D	Tiempo	Sector 1	Sector 2	Sector 3	V.Max	Elapsed
1		2:12.511	57.405	41.146	33.960		2:12.511	1		2:08.486	54.554	40.466	33.466		2:08.486
2		2:03.482	45.792	43.611	34.079		4:15.993	2		1:56.174	45.035	39.043	32.096		4:04.660
3		1:58.998	45.059	40.419	33.520		6:14.991	3		1:55.061	44.715	38.458	31.888		5:59.721
4		1:59.821	45.274	40.761	33.786		8:14.812	4		1:55.587	44.614	38.488	32.485		7:55.308
5		1:59.572	45.192	40.906	33.474		10:14.384	5		1:55.688	44.866	38.542	32.280		9:50.996
6		2:01.717	45.105	40.414	36.198		12:16.101	6		1:55.126	44.393	38.547	32.186		11:46.122
7		2:08.183	51.629	40.491	36.063		14:24.284	7		1:57.276	45.088	39.999	32.189		13:43.398
8		2:05.986	45.302	43.280	37.404		16:30.270	8		1:54.755	44.516	38.273	31.966		15:38.153
6							9								
5		1 Francisco Comendador Romero		SUBARU WRX Sti			2		1 Carlos Esteban García		SEAT LEON MK 2				
5		2		C.D.E. DEYSCOM SPORT			5		2		A.D. DESGUACES LA TORRE				
Vta	D	Tiempo	Sector 1	Sector 2	Sector 3	V.Max	Elapsed	Vta	D	Tiempo	Sector 1	Sector 2	Sector 3	V.Max	Elapsed
1		1:48.891	43.738	35.650	29.503		1:48.891	1		1:47.536	43.020	35.331	29.185		1:47.536
2		1:45.721	40.728	35.428	29.565		3:34.612	2		1:45.007	40.529	35.249	29.229		3:32.543
3		1:45.657	40.735	35.134	29.788		5:20.269	3		1:45.399	40.620	35.597	29.182		5:17.942
4		1:46.468	41.279	35.577	29.612		7:06.737	4		1:44.856	40.319	35.387	29.150		7:02.798
5		1:46.107	40.955	35.309	29.843		8:52.844	5		1:45.875	40.775	35.655	29.445		8:48.673
6		1:46.280	40.978	35.482	29.820		10:39.124	6		1:45.821	41.102	35.316	29.403		10:34.494
7		1:45.610	40.748	35.493	29.369		12:24.734	7		1:45.166	40.536	35.223	29.407		12:19.660
8		1:46.207	41.062	35.348	29.797		14:10.941	8		1:45.774	40.918	35.246	29.610		14:05.434
9		1:46.513	41.217	35.385	29.911		15:57.454	9		1:45.403	40.437	35.355	29.611		15:50.837
8							16								
6A		1 Luis García García		CUPRA TCR			3		1 Miguel Cadenas Vega		RENAULT CLIO CUP III				
6A		2		A.D. DESGUACES LA TORRE			2		2		SMC Junior Motorsport				
Vta	D	Tiempo	Sector 1	Sector 2	Sector 3	V.Max	Elapsed	Vta	D	Tiempo	Sector 1	Sector 2	Sector 3	V.Max	Elapsed
1		2:01.630	51.161	39.693	30.776		2:01.630	1		2:06.284	53.904	40.105	32.275		2:06.284
2		1:50.221	43.209	37.063	29.949		3:51.851	2		1:54.628	44.796	38.520	31.312		4:00.912
3		1:47.512	41.093	36.365	30.054		5:39.363	3		1:50.767	42.367	37.431	30.969		5:51.679
4		1:46.989	41.091	36.444	29.454		7:26.352	4		1:51.885	42.620	37.679	31.586		7:43.564
5		1:45.607	40.307	35.496	29.804		9:11.959	5		1:53.989	44.713	38.004	31.272		9:37.553
6		1:46.070	40.747	35.646	29.677		10:58.029	6		1:52.818	43.984	37.454	31.380		11:30.371
7		1:48.557	41.128	37.444	29.985		12:46.586	7		1:52.059	43.259	37.714	31.086		13:22.430
8		1:46.440	41.436	35.239	29.765		14:33.026	8		1:52.502	42.892	38.143	31.467		15:14.932
9		1:48.318	40.473	36.478	31.367		16:21.344	9		1:52.445	43.045	37.677	31.723		17:07.377
13							19								
5		1 Luis Ruiz Moya		SEAT LEON MK 2			4		1 Enrique Hernando Alonso		RENAULT CLIO CUP IV				
5		2		C.D.E. ULTIMA VUELTA			2		2		A.D. DESGUACES LA TORRE				
Vta	D	Tiempo	Sector 1	Sector 2	Sector 3	V.Max	Elapsed	Vta	D	Tiempo	Sector 1	Sector 2	Sector 3	V.Max	Elapsed
1		1:50.613	45.010	36.006	29.597		1:50.613	1		1:51.773	46.065	35.731	29.977		1:51.773
2		1:46.640	41.636	35.449	29.555		3:37.253	2		1:46.778	41.223	35.488	30.067		3:38.551
3		1:47.138	41.077	36.124	29.937		5:24.391	3		1:46.880	41.429	35.496	29.955		5:25.431
4		1:46.239	41.020	35.471	29.748		7:10.630	4		1:46.708	41.048	35.533	30.127		7:12.139
5		1:47.231	41.305	35.951	29.975		8:57.861	5		1:47.173	41.237	35.717	30.219		8:59.312
6		1:47.289	41.282	36.084	29.923		10:45.150	6		1:47.138	41.362	35.656	30.120		10:46.450
7		1:48.279	41.873	36.207	30.199		12:33.429	7		1:47.642	41.765	35.836	30.041		12:34.092
8		1:47.044	41.625	35.777	29.642		14:20.473	8		1:47.407	41.550	35.767	30.090		14:21.499
9		1:46.922	41.293	35.657	29.972		16:07.395	9		1:47.994	41.621	36.173	30.200		16:09.493



Circuito del Jarama

División 2

1ª Carrera

Tiempos Por Vuelta

20 1 Mario Alberto Moreno Rojas RENAULT CLIO CUP III **25** 1 Javier Caño Hidalgo RENAULT CLIO CUP IV
 3 2 SMC Junior Motorsport 4 2 C.D.E. ULTIMA VUELTA

Vta	D	Tiempo	Sector 1	Sector 2	Sector 3	V.Max	Elapsed	Vta	D	Tiempo	Sector 1	Sector 2	Sector 3	V.Max	Elapsed
1		2:09.283	55.381	40.420	33.482		2:09.283	1		2:00.434	49.706	39.290	31.438		2:00.434
2		1:56.785	45.241	39.469	32.075		4:06.068	2		1:55.047	44.018	39.140	31.889		3:55.481
3		1:55.739	44.532	38.480	32.727		6:01.807	3		1:53.633	43.354	38.755	31.524		5:49.114
4		1:54.177	44.038	38.338	31.801		7:55.984	4		1:53.754	43.554	38.479	31.721		7:42.868
5		1:55.352	44.407	38.990	31.955		9:51.336	5		1:54.568	44.397	38.627	31.544		9:37.436
6		1:55.191	44.326	38.775	32.090		11:46.527	6		1:54.460	44.720	38.428	31.312		11:31.896
7		1:54.414	44.732	37.980	31.702		13:40.941	7		1:52.321	43.182	37.918	31.221		13:24.217
8		1:54.199	44.135	38.166	31.898		15:35.140	8		1:52.835	43.311	38.151	31.373		15:17.052
9		1:53.447	43.323	38.102	32.022		17:28.587	9		1:53.821	43.796	38.577	31.448		17:10.873

21 1 Jose M. De Los Milagros SUBARU WRX Sti **26** 1 Borja Hormigos Nicolás MINI Challenge
 5 2 RACE 3 2 Hector Hernandez Benito RACE

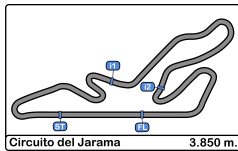
Vta	D	Tiempo	Sector 1	Sector 2	Sector 3	V.Max	Elapsed	Vta	D	Tiempo	Sector 1	Sector 2	Sector 3	V.Max	Elapsed
1		1:45.593	41.733	34.813	29.047		1:45.593	1	1	1:57.890	49.363	37.525	31.002		1:57.890
2		1:43.533	39.840	34.662	29.031		3:29.126	2	1	1:51.265	42.957	37.053	31.255		3:49.155
3		1:44.331	40.205	35.087	29.039		5:13.457	3	1	1:53.095	43.175	38.504	31.416		5:42.250
4		1:44.008	40.057	34.923	29.028		6:57.465	4	1	1:51.873	43.148	37.318	31.407		7:34.123
5		1:44.785	40.155	35.223	29.407		8:42.250	5	1	1:51.836	43.102	37.287	31.447		9:25.959
6		1:44.856	40.265	35.089	29.502		10:27.106	6	1	1:51.880	43.319	37.122	31.439		11:17.839
7		1:44.763	40.381	34.998	29.384		12:11.869	7	1	1:52.735	43.648	37.570	31.517		13:10.574
8		1:45.337	40.486	35.285	29.566		13:57.206	8	1	1:52.984	43.634	37.328	32.022		15:03.558
9		1:46.238	40.777	35.606	29.855		15:43.444	9	1	1:52.767	43.449	37.452	31.866		16:56.325

22 1 Sergio Morera Hernandez RENAULT CLIO CUP IV **27** 1 Javier Aguado Ortega RENAULT CLIO CUP IV
 4 2 SMC Junior Motorsport 4 2 SMC Junior Motorsport

Vta	D	Tiempo	Sector 1	Sector 2	Sector 3	V.Max	Elapsed	Vta	D	Tiempo	Sector 1	Sector 2	Sector 3	V.Max	Elapsed
1		1:53.122	46.698	36.117	30.307		1:53.122	1		1:55.073	48.103	36.704	30.266		1:55.073
2		1:48.026	41.614	36.022	30.390		3:41.148	2		2:15.894	1:07.253	37.798	30.843		4:10.967
3		1:48.257	41.612	36.128	30.517		5:29.405	3		1:49.840	42.026	36.961	30.853		6:00.807
4		1:49.636	42.452	36.775	30.409		7:19.041	4		1:53.795	44.158	38.287	31.350		7:54.602
5		1:48.387	41.646	36.347	30.394		9:07.428	5		1:48.528	41.577	36.439	30.512		9:43.130
6		1:48.938	41.909	36.253	30.776		10:56.366	6		1:52.528	42.958	38.632	30.938		11:35.658
7		1:50.248	42.357	37.146	30.745		12:46.614	7		1:49.983	41.810	37.624	30.549		13:25.641
8		1:49.464	42.282	36.306	30.876		14:36.078	8		1:51.463	42.532	37.845	31.086		15:17.104
9		1:51.056	42.894	36.729	31.433		16:27.134	9		1:53.775	44.114	38.383	31.278		17:10.879

23 1 Fernando J. Bea Marton SEAT LEON MK 2 **33** 1 Juan Francisco Gastañaga Martínez SEAT LEON MK 2
 5 2 C.D.E. ULTIMA VUELTA 6A 2 A.D. DESGUACES LA TORRE

Vta	D	Tiempo	Sector 1	Sector 2	Sector 3	V.Max	Elapsed	Vta	D	Tiempo	Sector 1	Sector 2	Sector 3	V.Max	Elapsed
1		1:50.423	44.398	36.050	29.975		1:50.423	1		1:46.989	42.376	35.469	29.144		1:46.989
2		2:14.417	1:04.695	38.300	31.422		4:04.840	2		1:45.194	40.550	35.232	29.412		3:32.183
3		1:49.952	42.535	37.388	30.029		5:54.792	3		1:44.860	40.306	35.277	29.277		5:17.043
4		1:48.881	40.952	36.677	31.252		7:43.673	4		1:44.781	40.318	35.407	29.056		7:01.824
5		1:47.458	41.311	36.040	30.107		9:31.131	5		1:44.301	40.070	34.930	29.301		8:46.125
6		1:46.978	41.258	35.624	30.096		11:18.109	6		1:44.865	40.212	35.372	29.281		10:30.990
7		1:46.998	41.019	36.134	29.845		13:05.107	7		1:45.708	40.695	35.429	29.584		12:16.698
8		1:47.468	41.443	36.090	29.935		14:52.575	8		1:45.941	40.716	35.601	29.624		14:02.639
9		1:47.290	41.290	36.006	29.994		16:39.865	9		1:46.711	40.832	35.774	30.105		15:49.350



Circuito del Jarama

División 2

1ª Carrera

Tiempos Por Vuelta

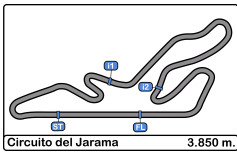
36							46								
4		2		CHEFO SPORT			3		2		A.D. DESGUACES LA TORRE				
Vta	D	Tiempo	Sector 1	Sector 2	Sector 3	V.Max	Elapsed	Vta	D	Tiempo	Sector 1	Sector 2	Sector 3	V.Max	Elapsed
1		1:53.932	47.331	36.339	30.262		1:53.932	1		1:56.356	48.684	37.023	30.649		1:56.356
2		1:47.686	41.285	36.214	30.187		3:41.618	2		1:49.897	42.109	37.059	30.729		3:46.253
3		1:47.981	41.600	36.148	30.233		5:29.599	3		1:49.868	42.275	36.845	30.748		5:36.121
4		1:50.240	42.317	37.177	30.746		7:19.839	4		1:49.856	42.264	36.774	30.818		7:25.977
5		1:47.864	41.350	36.233	30.281		9:07.703	5		1:49.958	42.156	36.927	30.875		9:15.935
6		1:48.591	41.911	36.409	30.271		10:56.294	6		1:50.210	42.362	36.952	30.896		11:06.145
7		1:49.515	42.230	36.985	30.300		12:45.809	7		1:50.037	42.255	36.823	30.959		12:56.182
8		1:49.019	41.733	36.732	30.554		14:34.828	8		1:50.008	42.348	36.796	30.864		14:46.190
9		1:48.975	42.074	36.387	30.514		16:23.803	9		1:50.099	42.194	36.999	30.906		16:36.289

41							47								
CL		2		Club Jarama Sport			3		2		A.D. DESGUACES LA TORRE				
Vta	D	Tiempo	Sector 1	Sector 2	Sector 3	V.Max	Elapsed	Vta	D	Tiempo	Sector 1	Sector 2	Sector 3	V.Max	Elapsed
1		2:05.808	53.759	39.945	32.104		2:05.808	1		2:05.946	52.722	40.294	32.930		2:05.946
2			45.079					2		1:55.835	45.435	38.842	31.558		4:01.781
3								3		1:52.469	42.997	38.138	31.334		5:54.250
4								4		1:53.130	43.330	38.389	31.411		7:47.380
5								5		1:52.671	42.970	38.301	31.400		9:40.051
6								6		1:52.330	43.178	37.860	31.292		11:32.381
7								7		1:52.113	43.047	37.947	31.119		13:24.494
8								8		1:57.611	46.743	39.690	31.178		15:22.105
9								9		1:52.920	43.054	38.215	31.651		17:15.025

42							48								
4		2		CHEFO SPORT			3		2		SMC Junior Motorsport				
Vta	D	Tiempo	Sector 1	Sector 2	Sector 3	V.Max	Elapsed	Vta	D	Tiempo	Sector 1	Sector 2	Sector 3	V.Max	Elapsed
1		2:03.713	50.794	40.796	32.123		2:03.713	1		2:07.243	53.171	41.144	32.928		2:07.243
2		1:53.923	43.816	38.559	31.548		3:57.636	2		1:56.406	44.525	39.003	32.878		4:03.649
3		1:53.190	43.562	38.053	31.575		5:50.826	3		1:53.713	43.370	39.023	31.320		5:57.362
4		1:55.941	45.387	38.996	31.558		7:46.767	4		1:52.322	42.816	38.117	31.389		7:49.684
5		1:54.690	44.398	38.489	31.803		9:41.457	5		1:52.118	42.708	38.135	31.275		9:41.802
6		1:53.821	44.331	37.894	31.596		11:35.278	6		1:54.875	44.211	38.200	32.464		11:36.677
7		1:54.624	43.716	39.528	31.380		13:29.902	7		1:52.290	42.601	38.599	31.090		13:28.967
8		1:55.240	45.013	38.540	31.687		15:25.142	8		1:51.401	42.347	37.759	31.295		15:20.368
9		1:53.209	43.565	38.289	31.355		17:18.351	9		1:52.132	42.848	37.945	31.339		17:12.500

43							49								
4		2		SMC Junior Motorsport			3		2		SMC Junior Motorsport				
Vta	D	Tiempo	Sector 1	Sector 2	Sector 3	V.Max	Elapsed	Vta	D	Tiempo	Sector 1	Sector 2	Sector 3	V.Max	Elapsed
1		2:05.595	52.481	39.953	33.161		2:05.595	1		2:02.282	50.916	39.325	32.041		2:02.282
2		1:57.551	44.727	38.952	33.872		4:03.146	2		1:54.952	43.467	38.197	33.288		3:57.234
3		1:53.532	43.445	37.897	32.190		5:56.678	3		1:52.763	43.473	37.884	31.406		5:49.997
4		1:52.750	43.287	37.753	31.710		7:49.428	4		1:53.091	42.944	38.519	31.628		7:43.088
5		1:53.583	43.790	38.062	31.731		9:43.011	5		1:53.228	43.464	37.935	31.829		9:36.316
6		1:54.221	44.059	38.406	31.756		11:37.232	6		1:53.874	43.508	38.599	31.767		11:30.190
7		1:53.155	43.172	38.460	31.523		13:30.387	7		1:53.264	43.769	38.078	31.417		13:23.454
8		1:52.304	43.248	37.774	31.282		15:22.691	8		1:53.033	43.186	38.217	31.630		15:16.487
9		1:54.243	43.900	39.006	31.337		17:16.934	9		1:53.781	43.369	38.716	31.696		17:10.268

45							
3		2		SMC Junior Motorsport			
Vta	D	Tiempo	Sector 1	Sector 2	Sector 3	V.Max	Elapsed
1		2:08.838	55.198	40.271	33.369		2:08.838
2		1:56.666	45.112	39.110	32.444		4:05.504
3		1:54.347	44.178	38.671	31.498		5:59.851
4		1:55.283	45.047	38.814	31.422		7:55.134
5		1:52.538	42.998	38.275	31.265		9:47.672
6		1:52.437	43.093	37.895	31.449		11:40.109
7		1:50.742	42.458	37.463	30.821		13:30.851
8		1:52.185	43.224	38.009	30.952		15:23.036
9		1:53.384	43.282	38.860	31.242		17:16.420



Circuito del Jarama

División 2

1ª Carrera

Tiempos Por Vuelta

50

1 Sergio Gualix Piris

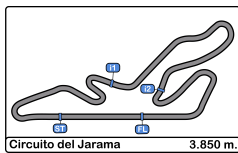
SEAT LEON MK 2

5

2

ESCUADERIA LEMANS

Vta	D	Tiempo	Sector 1	Sector 2	Sector 3	V.Max	Elapsed
1		2:03.154	50.143	39.329	33.682		2:03.154
2		1:53.813	43.633	37.774	32.406		3:56.967
3		1:52.889	43.066	38.050	31.773		5:49.856
4		1:55.967	45.374	39.003	31.590		7:45.823
5		1:52.735	43.283	38.014	31.438		9:38.558
6		1:55.155	45.479	38.126	31.550		11:33.713
7		1:53.441	43.170	37.860	32.411		13:27.154
8		<u>1:51.539</u>	<u>43.058</u>	<u>37.470</u>	<u>31.011</u>		15:18.693
9		1:53.041	44.085	37.717	31.239		17:11.734



Circuito del Jarama

División 2

1ª Carrera

Análisis

Num	Tiempo Vta.	Dif. 1º
-----	-------------	---------

Vta 1

21	1:45.593	
33	1:46.989	01.396
15	1:47.536	01.943
6	1:48.891	03.298
23	1:50.423	04.830
13	1:50.613	05.020
19	1:51.773	06.180
22	1:53.122	07.529
36	1:53.932	08.339
27	1:55.073	09.480
46	1:56.356	10.763
26	1:57.890	12.297
25	2:00.434	14.841
8	2:01.630	16.037
49	2:02.282	16.689
50	2:03.154	17.561
42	2:03.713	18.120
43	2:05.595	20.002
41	2:05.808	20.215
47	2:05.946	20.353
16	2:06.284	20.691
48	2:07.243	21.650
14	2:08.486	22.893
45	2:08.838	23.245
20	2:09.283	23.690
3	2:12.511	26.918

Num	Tiempo Vta.	Dif. 1º
-----	-------------	---------

Vta 2

21	1:43.533	
33	1:45.194	03.057
15	1:45.007	03.417
6	1:45.721	05.486
13	1:46.640	08.127
19	1:46.778	09.425
22	1:48.026	12.022
36	1:47.686	12.492
46	1:49.897	17.127
26	1:51.265	20.029
8	1:50.221	22.725

25	1:55.047	26.355
50	1:53.813	27.841
49	1:54.952	28.108
42	1:53.923	28.510
16	1:54.628	31.786
47	1:55.835	32.655
43	1:57.551	34.020
48	1:56.406	34.523
14	1:56.174	35.534
23	2:14.417	35.714
45	1:56.666	36.378
20	1:56.785	36.942
27	2:15.894	41.841
3	2:03.482	46.867

Num	Tiempo Vta.	Dif. 1º
-----	-------------	---------

Vta 3

21	1:44.331	
33	1:44.860	03.586
15	1:45.399	04.485
6	1:45.657	06.812
13	1:47.138	10.934
19	1:46.880	11.974
22	1:48.257	15.948
36	1:47.981	16.142
46	1:49.868	22.664
8	1:47.512	25.906
26	1:53.095	28.793
25	1:53.633	35.657
50	1:52.889	36.399
49	1:52.763	36.540
42	1:53.190	37.369
16	1:50.767	38.222
47	1:52.469	40.793
23	1:49.952	41.335
43	1:53.532	43.221
48	1:53.713	43.905
14	1:55.061	46.264
45	1:54.347	46.394
27	1:49.840	47.350
20	1:55.739	48.350
3	1:58.998	1:01.534

Num	Tiempo Vta.	Dif. 1º
-----	-------------	---------

Vta 4

21	1:44.008	
33	1:44.781	04.359
15	1:44.856	05.333
6	1:46.468	09.272
13	1:46.239	13.165
19	1:46.708	14.674
22	1:49.636	21.576
36	1:50.240	22.374
46	1:49.856	28.512
8	1:46.989	28.887
26	1:51.873	36.658
25	1:53.754	45.403
49	1:53.091	45.623
16	1:51.885	46.099
23	1:48.881	46.208
50	1:55.967	48.358
42	1:55.941	49.302
47	1:53.130	49.915
43	1:52.750	51.963
48	1:52.322	52.219
27	1:53.795	57.137
45	1:55.283	57.669
14	1:55.587	57.843
20	1:54.177	58.519
3	1:59.821	1:17.347

Num	Tiempo Vta.	Dif. 1º
-----	-------------	---------

Vta 5

21	1:44.785	
33	1:44.301	03.875
15	1:45.875	06.423
6	1:46.107	10.594
13	1:47.231	15.611
19	1:47.173	17.062
22	1:48.387	25.178
36	1:47.864	25.453
8	1:45.607	29.709
46	1:49.958	33.685
26	1:51.836	43.709
23	1:47.458	48.881

49	1:53.228	54.066
25	1:54.568	55.186
16	1:53.989	55.303
50	1:52.735	56.308
47	1:52.671	57.801
42	1:54.690	59.207
48	1:52.118	59.552
43	1:53.583	1:00.761
27	1:48.528	1:00.880
45	1:52.538	1:05.422
14	1:55.688	1:08.746
20	1:55.352	1:09.086
3	1:59.572	1:32.134

Num	Tiempo Vta.	Dif. 1º
-----	-------------	---------

Vta 6

21	1:44.856	
33	1:44.865	03.884
15	1:45.821	07.388
6	1:46.280	12.018
13	1:47.289	18.044
19	1:47.138	19.344
36	1:48.591	29.188
22	1:48.938	29.260
8	1:46.070	30.923
46	1:50.210	39.039
26	1:51.880	50.733
23	1:46.978	51.003
49	1:53.874	1:03.084
16	1:52.818	1:03.265
25	1:54.460	1:04.790
47	1:52.330	1:05.275
50	1:55.155	1:06.607
42	1:53.821	1:08.172
27	1:52.528	1:08.552
48	1:54.875	1:09.571
43	1:54.221	1:10.126
45	1:52.437	1:13.003
14	1:55.126	1:19.016
20	1:55.191	1:19.421

Num	Tiempo Vta.	Dif. 1º
-----	-------------	---------

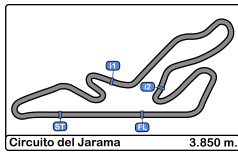
21	1:44.763	
3	2:01.717	1 Lap
33	1:45.708	04.829
15	1:45.166	07.791
6	1:45.610	12.865
13	1:48.279	21.560
19	1:47.642	22.223
36	1:49.515	33.940
8	1:48.557	34.717
22	1:50.248	34.745
46	1:50.037	44.313
23	1:46.998	53.238
26	1:52.735	58.705
16	1:52.059	1:10.561
49	1:53.264	1:11.585
25	1:52.321	1:12.348
47	1:52.113	1:12.625
27	1:49.983	1:13.772
50	1:53.441	1:15.285
48	1:52.290	1:17.098
42	1:54.624	1:18.033
43	1:53.155	1:18.518
45	1:50.742	1:18.982
20	1:54.414	1:29.072
14	1:57.276	1:31.529

Num	Tiempo Vta.	Dif. 1º
-----	-------------	---------

Vta 7

21	1:45.337	
33	1:45.941	05.433
15	1:45.774	08.228
6	1:46.207	13.735
13	1:47.044	23.267
19	1:47.407	24.293
3	2:08.183	1 Lap
8	1:46.440	35.820
36	1:49.019	37.622
22	1:49.464	38.872
46	1:50.008	48.984
23	1:47.468	55.369
26	1:52.984	1:06.352
16	1:52.502	1:17.726





Circuito del Jarama

División 2

1ª Carrera

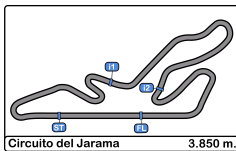
Análisis

49	1:53.033	1:19.281
25	1:52.835	1:19.846
27	1:51.463	1:19.898
50	1:51.539	1:21.487
48	1:51.401	1:23.162
47	1:57.611	1:24.899
43	1:52.304	1:25.485
45	1:52.185	1:25.830
42	1:55.240	1:27.936
20	1:54.199	1:37.934
14	1:54.755	1:40.947

Num	Tiempo Vta.	Dif. 1º
-----	-------------	---------

Vta 9

21	1:46.238	
33	1:46.711	05.906
15	1:45.403	07.393
6	1:46.513	14.010
13	1:46.922	23.951
19	1:47.994	26.049
8	1:48.318	37.900
36	1:48.975	40.359
22	1:51.056	43.690
3	2:05.986	1 Lap
46	1:50.099	52.845
23	1:47.290	56.421
26	1:52.767	1:12.881
16	1:52.445	1:23.933
49	1:53.781	1:26.824
25	1:53.821	1:27.429
27	1:53.775	1:27.435
50	1:53.041	1:28.290
48	1:52.132	1:29.056
47	1:52.920	1:31.581
45	1:53.384	1:32.976
43	1:54.243	1:33.490
42	1:53.209	1:34.907
20	1:53.447	1:45.143
14	1:56.539	1:51.248



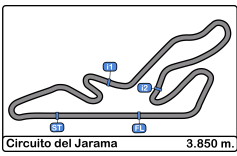
Circuito del Jarama

División 2

1ª Carrera

Mejores Sectores

Sector - 1				Sector - 2				Sector - 3				Vuelta Ideal vs Mejor Vuelta				
Clas	Nº	Piloto	Tiempo	Nº	Piloto	Tiempo	Nº	Piloto	Tiempo	Clas	Nº	Piloto	Vta. Ideal	Mejor V.	Clas	
1	21	Jose M. De Los Milagros	39.840	21	Jose M. De Los Milagros	34.662	21	Jose M. De Los Milagros	29.028	1	21	Jose M. De Los Milagros	1:43.530	1:43.533	1	
2	33	Juan Francisco Gastañaga Medina	40.070	33	Juan Francisco Gastañaga Medina	34.930	33	Juan Francisco Gastañaga Medina	29.056	2	33	Juan Francisco Gastañaga Medina	1:44.056	1:44.301	2	
3	8	Luis García García	40.307	6	Francisco Comendador	35.134	15	Carlos Esteban García	29.150	3	15	Carlos Esteban García	1:44.692	1:44.856	3	
4	15	Carlos Esteban García	40.319	15	Carlos Esteban García	35.223	6	Francisco Comendador	29.369	4	8	Luis García García	1:45.000	1:45.607	4	
5	6	Francisco Comendador	40.728	8	Luis García García	35.239	8	Luis García García	29.454	5	6	Francisco Comendador	1:45.231	1:45.610	5	
6	23	Fernando J. Bea Marto	40.952	13	Luis Ruiz Moya	35.449	13	Luis Ruiz Moya	29.555	6	13	Luis Ruiz Moya	1:46.024	1:46.239	6	
7	13	Luis Ruiz Moya	41.020	19	Enrique Hernando Alonso	35.488	23	Fernando J. Bea Marto	29.845	7	23	Fernando J. Bea Marto	1:46.421	1:46.978	8	
8	19	Enrique Hernando Alonso	41.048	23	Fernando J. Bea Marto	35.624	19	Enrique Hernando Alonso	29.955	8	19	Enrique Hernando Alonso	1:46.491	1:46.708	7	
9	36	Iván Hernández González	41.285	22	Sergio Morera Hernandez	36.022	36	Iván Hernández González	30.187	9	36	Iván Hernández González	1:47.620	1:47.686	9	
10	27	Javier Aguado Ortega	41.577	36	Iván Hernández González	36.148	27	Javier Aguado Ortega	30.266	10	22	Sergio Morera Hernandez	1:47.941	1:48.026	10	
11	22	Sergio Morera Hernandez	41.612	27	Javier Aguado Ortega	36.439	22	Sergio Morera Hernandez	30.307	11	27	Javier Aguado Ortega	1:48.282	1:48.528	11	
12	46	Fernando Navarrete Rodrigo	42.109	46	Fernando Navarrete Rodrigo	36.774	46	Fernando Navarrete Rodrigo	30.649	12	46	Fernando Navarrete Rodrigo	1:49.532	1:49.856	12	
13	48	Jaime Luis Latapia Llinas	42.347	26	Hormigos Nicolás - Hernandez	37.053	45	Alvaro Pinto Fernandez	30.821	13	45	Alvaro Pinto Fernandez	1:50.742	1:50.742	13	
14	16	Miguel Cadenas Vega	42.367	16	Miguel Cadenas Vega	37.431	16	Miguel Cadenas Vega	30.969	14	16	Miguel Cadenas Vega	1:50.767	1:50.767	14	
15	45	Alvaro Pinto Fernandez	42.458	45	Alvaro Pinto Fernandez	37.463	26	Hormigos Nicolás - Hernandez	31.002	15	26	Hormigos Nicolás - Hernandez	1:51.012	1:51.265	15	
16	49	Pablo Marcos Santamaria	42.944	50	Sergio Gualix Piris	37.470	50	Sergio Gualix Piris	31.011	16	48	Jaime Luis Latapia Llinas	1:51.196	1:51.401	16	
17	26	Hormigos Nicolás - Hernandez	42.957	43	Antonio Angel Garcia	37.753	48	Jaime Luis Latapia Llinas	31.090	17	50	Sergio Gualix Piris	1:51.539	1:51.539	17	
18	47	Alfonso Colomina Fajardo	42.970	48	Jaime Luis Latapia Llinas	37.759	47	Alfonso Colomina Fajardo	31.119	18	47	Alfonso Colomina Fajardo	1:51.949	1:52.113	18	
19	50	Sergio Gualix Piris	43.058	47	Alfonso Colomina Fajardo	37.860	25	Javier Caño Hidalgo	31.221	19	43	Antonio Angel Garcia	1:52.207	1:52.304	19	
20	43	Antonio Angel Garcia	43.172	49	Pablo Marcos Santamaria	37.884	43	Antonio Angel Garcia	31.282	20	49	Pablo Marcos Santamaria	1:52.234	1:52.763	21	
21	25	Javier Caño Hidalgo	43.182	42	Jesus Hernandez Jimenez	37.894	42	Jesus Hernandez Jimenez	31.355	21	25	Javier Caño Hidalgo	1:52.321	1:52.321	20	
22	20	Mario Alberto Moreno Rojas	43.323	25	Javier Caño Hidalgo	37.918	49	Pablo Marcos Santamaria	31.406	22	42	Jesus Hernandez Jimenez	1:52.811	1:53.190	22	
23	42	Jesus Hernandez Jimenez	43.562	20	Mario Alberto Moreno Rojas	37.980	20	Mario Alberto Moreno Rojas	31.702	23	20	Mario Alberto Moreno Rojas	1:53.005	1:53.447	23	
24	14	Juan Carlos Martin Hernandez	44.393	14	Juan Carlos Martin Hernandez	38.273	14	Juan Carlos Martin Hernandez	31.888	24	14	Juan Carlos Martin Hernandez	1:54.554	1:54.755	24	
25	3	Lucas Gonzalez-Anleo	45.059	41	Diego Blanco Torrecilla	39.945	41	Diego Blanco Torrecilla	32.104	25	41	Diego Blanco Torrecilla	1:57.128	2:05.808	26	
26	41	Diego Blanco Torrecilla	45.079	3	Lucas Gonzalez-Anleo	40.414	3	Lucas Gonzalez-Anleo	33.474	26	3	Lucas Gonzalez-Anleo	1:58.947	1:58.998	25	



Circuito del Jarama

División 2

1ª Carrera

Secuencia Lider

<u>Nº</u>	<u>Concursante</u>	<u>Piloto 1</u>	<u>Piloto 2</u>	<u>Vehiculo</u>	<u>Cat</u>	<u>Vta. Inici</u>	<u>Vta. Fin</u>	<u>Vtas.</u>	<u>Total Vtas.</u>
21	RACE	Jose M. De Los Milagros		SUBARU WRX Sti	5	1	9	9	9





Circuito del Jarama

División 2

1ª Carrera

5 Mejores Tiempos

Cl	Nº	Concursante	Piloto 1	Piloto 2	Vehiculo	Cat	Cl	Mejor 1		Mejor 2		Mejor 3		Mejor 4		Mejor 5	
								Tiempo	Vta.	Tiempo	Vta.	Tiempo	Vta.	Tiempo	Vta.	Tiempo	Vta.
1	21	RACE	Jose M. De Los Milagros		SUBARU WRX Sti	5	1	1:43.533	2	1:44.008	4	1:44.331	3	1:44.763	7	1:44.785	5
2	33	A.D. DESGUACES LA TORRE	Juan Francisco Gastañaga Martínez		SEAT LEON MK 2	6A	1	1:44.301	5	1:44.781	4	1:44.860	3	1:44.865	6	1:45.194	2
3	15	A.D. DESGUACES LA TORRE	Carlos Esteban García		SEAT LEON MK 2	5	2	1:44.856	4	1:45.007	2	1:45.166	7	1:45.399	3	1:45.403	9
4	8	A.D. DESGUACES LA TORRE	Luis García García		CUPRA TCR	6A	2	1:45.607	5	1:46.070	6	1:46.440	8	1:46.989	4	1:47.512	3
5	6	C.D.E. DEYSCOM SPORT	Francisco Comendador Romero		SUBARU WRX Sti	5	3	1:45.610	7	1:45.657	3	1:45.721	2	1:46.107	5	1:46.207	8
6	13	C.D.E. ULTIMA VUELTA	Luis Ruiz Moya		SEAT LEON MK 2	5	4	1:46.239	4	1:46.640	2	1:46.922	9	1:47.044	8	1:47.138	3
7	19	A.D. DESGUACES LA TORRE	Enrique Hernando Alonso	Jr	RENAULT CLIO CUP IV	4	1	SMC 1:46.708	4	1:46.778	2	1:46.880	3	1:47.138	6	1:47.173	5
8	23	C.D.E. ULTIMA VUELTA	Fernando J. Bea Marton		SEAT LEON MK 2	5	5	1:46.978	6	1:46.998	7	1:47.290	9	1:47.458	5	1:47.468	8
9	36	CHEFO SPORT	Iván Hernández González	Jr	RENAULT CLIO CUP IV	4	2	1:47.686	2	1:47.864	5	1:47.981	3	1:48.591	6	1:48.975	9
10	22	SMC Junior Motorsport	Sergio Morera Hernandez		RENAULT CLIO CUP IV	4	3	SMC 1:48.026	2	1:48.257	3	1:48.387	5	1:48.938	6	1:49.464	8
11	27	SMC Junior Motorsport	Javier Aguado Ortega		RENAULT CLIO CUP IV	4	4	1:48.528	5	1:49.840	3	1:49.983	7	1:51.463	8	1:52.528	6
12	46	A.D. DESGUACES LA TORRE	Fernando Navarrete Rodrigo		RENAULT CLIO CUP III	3	1	1:49.856	4	1:49.868	3	1:49.897	2	1:49.958	5	1:50.008	8
13	45	SMC Junior Motorsport	Alvaro Pinto Fernandez		RENAULT CLIO CUP III	3	2	SMC 1:50.742	7	1:52.185	8	1:52.437	6	1:52.538	5	1:53.384	9
14	16	SMC Junior Motorsport	Miguel Cadenas Vega		RENAULT CLIO CUP III	3	3	SMC 1:50.767	3	1:51.885	4	1:52.059	7	1:52.445	9	1:52.502	8
15	26	RACE	Borja Hormigos Nicolás	Hector Hernandez Benito	MINI Challenge	3	4	1:51.265	2	1:51.836	5	1:51.873	4	1:51.880	6	1:52.735	7
16	48	SMC Junior Motorsport	Jaime Luis Latapia Llinas		RENAULT CLIO CUP III	3	5	SMC 1:51.401	8	1:52.118	5	1:52.132	9	1:52.290	7	1:52.322	4
17	50	ESCUADERIA LEMANS	Sergio Gualix Piris		SEAT LEON MK 2	5	6	1:51.539	8	1:52.735	5	1:52.889	3	1:53.041	9	1:53.441	7
18	47	A.D. DESGUACES LA TORRE	Alfonso Colomina Fajardo		RENAULT CLIO CUP III	3	6	1:52.113	7	1:52.330	6	1:52.469	3	1:52.671	5	1:52.920	9
19	43	SMC Junior Motorsport	Antonio Angel Garcia Delicado		RENAULT CLIO CUP IV	4	5	SMC 1:52.304	8	1:52.750	4	1:53.155	7	1:53.532	3	1:53.583	5
20	25	C.D.E. ULTIMA VUELTA	Javier Caño Hidalgo		RENAULT CLIO CUP IV	4	6	1:52.321	7	1:52.835	8	1:53.633	3	1:53.754	4	1:53.821	9
21	49	SMC Junior Motorsport	Pablo Marcos Santamaria		RENAULT CLIO CUP III	3	7	SMC 1:52.763	3	1:53.033	8	1:53.091	4	1:53.228	5	1:53.264	7
22	42	CHEFO SPORT	Jesus Hernandez Jimenez		RENAULT CLIO CUP IV	4	7	1:53.190	3	1:53.209	9	1:53.821	6	1:53.923	2	1:54.624	7
23	20	SMC Junior Motorsport	Mario Alberto Moreno Rojas		RENAULT CLIO CUP III	3	8	SMC 1:53.447	9	1:54.177	4	1:54.199	8	1:54.414	7	1:55.191	6
24	14	ESCUADERIA GREDOS	Juan Carlos Martin Hernandez		MINI COOPER 1.5 T	3	9	1:54.755	8	1:55.061	3	1:55.126	6	1:55.587	4	1:55.688	5
25	3	A.E.C.D.	Lucas Gonzalez-Anleo Polo		PORSCHE 968 CS	CL	1	1:58.998	3	1:59.572	5	1:59.821	4	2:01.717	6	2:03.482	2
26	41	Club Jarama Sport	Diego Blanco Torrecilla		PORSCHE 928	CL	2	2:05.808	1								



Circuito del Jarama

División 2

1ª Carrera

Secuencia Vueltas Rápidas

<u>Vta.</u>	<u>Hora Día</u>	<u>Tiempo Sesión</u>	<u>Nº</u>	<u>Concursante</u>	<u>Piloto 1</u>	<u>Piloto 2</u>	<u>Vehículo</u>	<u>Cat</u>	<u>Tiempo</u>	<u>Km/h</u>
2	14:28:56.746	2:03:28.746	21	RACE	Jose M. De Los Milagros		SUBARU WRX Sti	5	1:43.533	133.8





Circuito del Jarama

División 2

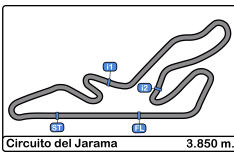
1ª Carrera

Cuentavueltas

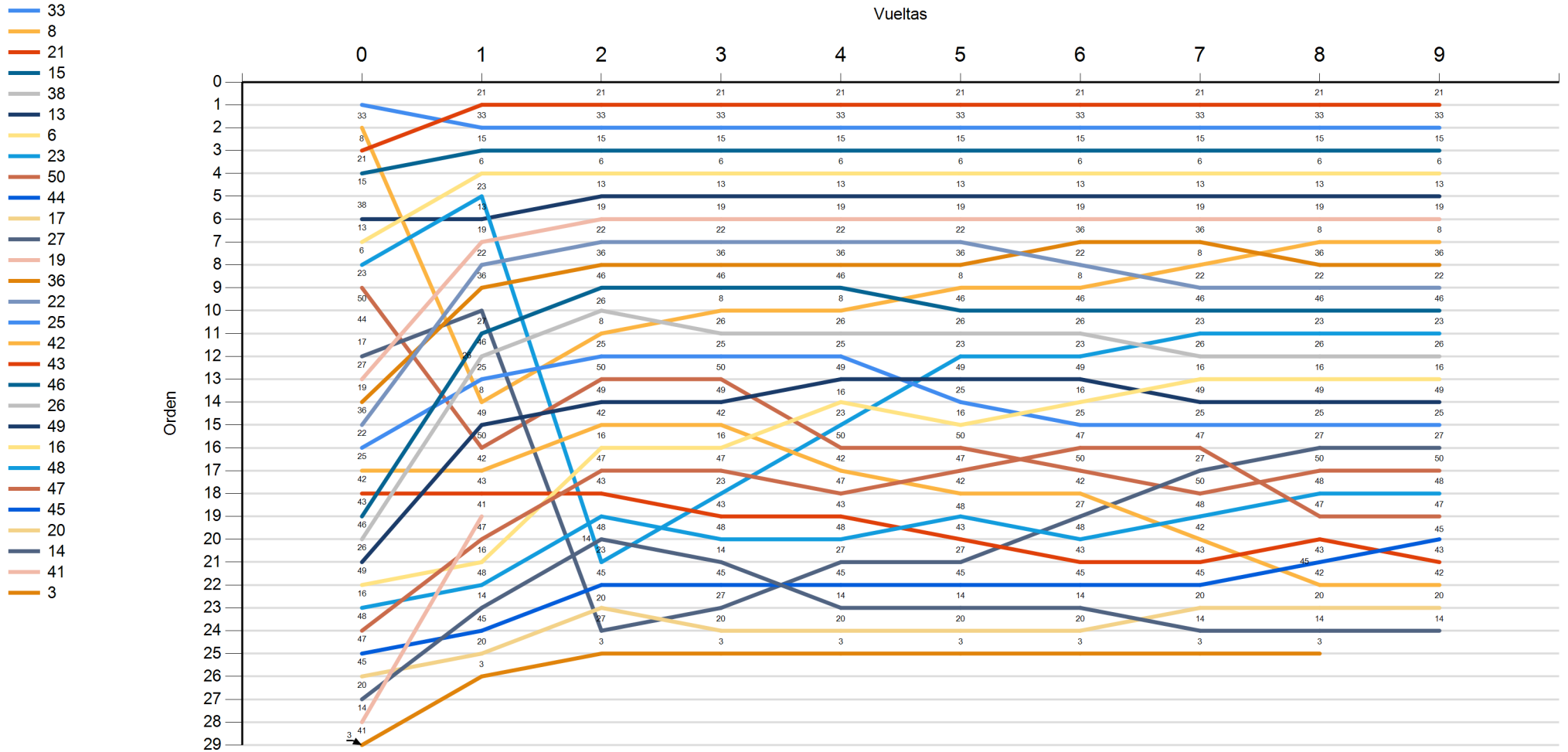
Vta.

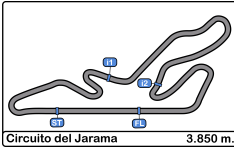
Nr	Po	Grid	1	2	3	4	5	6	7	8	9
33	1	33	21	21	21	21	21	21	21	21	21
8	2	8	33	33	33	33	33	33	33	33	33
21	3	21	15	15	15	15	15	15	15	15	15
15	4	15	6	6	6	6	6	6	6	6	6
38	5	38	23	13	13	13	13	13	13	13	13
13	6	13	13	19	19	19	19	19	19	19	19
6	7	6	19	22	22	22	22	36	36	8	8
23	8	23	22	36	36	36	36	22	8	36	36
50	9	50	36	46	46	46	8	8	22	22	22
44	10	44	27	26	8	8	46	46	46	46	46
17	11	17	46	8	26	26	26	26	23	23	23
27	12	27	26	25	25	25	23	23	26	26	26
19	13	19	25	50	50	49	49	49	16	16	16
36	14	36	8	49	49	16	25	16	49	49	49
22	15	22	49	42	42	23	16	25	25	25	25
25	16	25	50	16	16	50	50	47	47	27	27
42	17	42	42	47	47	42	47	50	27	50	50
43	18	43	43	43	23	47	42	42	50	48	48
46	19	46	41	48	43	43	48	27	48	47	47
26	20	26	47	14	48	48	43	48	42	43	45
49	21	49	16	23	14	27	27	43	43	45	43
16	22	16	48	45	45	45	45	45	45	42	42
48	23	48	14	20	27	14	14	14	20	20	20
47	24	47	45	27	20	20	20	20	14	14	14
45	25	45	20	3	3	3	3	3	3	3	3
20	26	20	3								
14	27	14									
41	28	41									
3	29	3									





Circuito del Jarama
División 2
1ª Carrera
Cuentavueltas Gráfico





Circuito del Jarama

División 2

1ª Carrera

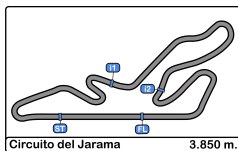
Resultados Finales

Cls	Nº	Concursante	Piloto 1	Piloto 2	Vehiculo	Cat	Cl	Vtas.	Tiempo	Dif 1º	Intervalo	Km/h	V.R.	Tiempo	Km/h
1	21	RACE	Jose M. De Los Milagros		SUBARU WRX Sti	5	1	9	15:43.444			132.2	2	1:43.533	133.8
2	33	A.D. DESGUACES LA TORR	Juan Francisco Gastañaga		SEAT LEON MK 2	6A	1	9	15:49.350	5.906	5.906	131.3	5	1:44.301	132.8
3	15	A.D. DESGUACES LA TORR	Carlos Esteban García		SEAT LEON MK 2	5	2	9	15:50.837	7.393	1.487	131.1	4	1:44.856	132.1
4	6	C.D.E. DEYSCOM SPORT	Francisco Comendador Romero		SUBARU WRX Sti	5	3	9	15:57.454	14.010	6.617	130.2	7	1:45.610	131.2
5	13	C.D.E. ULTIMA VUELTA	Luis Ruiz Moya		SEAT LEON MK 2	5	4	9	16:07.395	23.951	9.941	128.9	4	1:46.239	130.4
6	19	A.D. DESGUACES LA TORR	Enrique Hernando Alonso	Jr	RENAULT CLIO CUP IV	4	1	SMC 9	16:09.493	26.049	2.098	128.6	4	1:46.708	129.8
7	8	A.D. DESGUACES LA TORR	Luis García García		CUPRA TCR	6A	2	9	16:21.344	37.900	11.851	127.1	5	1:45.607	131.2
8	36	CHEFO SPORT	Iván Hernández González	Jr	RENAULT CLIO CUP IV	4	2	9	16:23.803	40.359	2.459	126.7	2	1:47.686	128.7
9	22	SMC Junior Motorsport	Sergio Morera Hernandez		RENAULT CLIO CUP IV	4	3	SMC 9	16:27.134	43.690	3.331	126.3	2	1:48.026	128.3
10	46	A.D. DESGUACES LA TORR	Fernando Navarrete Rodrigo		RENAULT CLIO CUP III	3	1	9	16:36.289	52.845	9.155	125.2	4	1:49.856	126.1
11	23	C.D.E. ULTIMA VUELTA	Fernando J. Bea Marton		SEAT LEON MK 2	5	5	9	16:39.865	56.421	3.576	124.7	6	1:46.978	129.5
12	26	RACE	Borja Hormigos Nicolás	Hector Hernandez Benito	MINI Challenge	3	2	9	16:56.325	1:12.881	16.460	122.7	2	1:51.265	124.5
13	16	SMC Junior Motorsport	Miguel Cadenas Vega		RENAULT CLIO CUP III	3	3	SMC 9	17:07.377	1:23.933	11.052	121.4	3	1:50.767	125.1
14	49	SMC Junior Motorsport	Pablo Marcos Santamaria		RENAULT CLIO CUP III	3	4	SMC 9	17:10.268	1:26.824	2.891	121.0	3	1:52.763	122.9
15	25	C.D.E. ULTIMA VUELTA	Javier Caño Hidalgo		RENAULT CLIO CUP IV	4	4	9	17:10.873	1:27.429	0.605	121.0	7	1:52.321	123.3
16	27	SMC Junior Motorsport	Javier Aguado Ortega		RENAULT CLIO CUP IV	4	5	9	17:10.879	1:27.435	0.006	121.0	5	1:48.528	127.7
17	50	ESCUDERIA LEMANS	Sergio Gualix Piris		SEAT LEON MK 2	5	6	9	17:11.734	1:28.290	0.855	120.9	8	1:51.539	124.2
18	48	SMC Junior Motorsport	Jaime Luis Latapia Llinas		RENAULT CLIO CUP III	3	5	SMC 9	17:12.500	1:29.056	0.766	120.8	8	1:51.401	124.4
19	47	A.D. DESGUACES LA TORR	Alfonso Colomina Fajardo		RENAULT CLIO CUP III	3	6	9	17:15.025	1:31.581	2.525	120.5	7	1:52.113	123.6
20	45	SMC Junior Motorsport	Alvaro Pinto Fernandez		RENAULT CLIO CUP III	3	7	SMC 9	17:16.420	1:32.976	1.395	120.3	7	1:50.742	125.1
21	43	SMC Junior Motorsport	Antonio Angel Garcia Delicado		RENAULT CLIO CUP IV	4	6	SMC 9	17:16.934	1:33.490	0.514	120.2	8	1:52.304	123.4
22	42	CHEFO SPORT	Jesus Hernandez Jimenez		RENAULT CLIO CUP IV	4	7	9	17:18.351	1:34.907	1.417	120.1	3	1:53.190	122.4
23	20	SMC Junior Motorsport	Mario Alberto Moreno Rojas		RENAULT CLIO CUP III	3	8	SMC 9	17:28.587	1:45.143	10.236	118.9	9	1:53.447	122.1
24	14	ESCUDERIA GREDOS	Juan Carlos Martin Hernandez		MINI COOPER 1.5 T	3	9	9	17:34.692	1:51.248	6.105	118.2	8	1:54.755	120.7
25	3	A.E.C.D.	Lucas Gonzalez-Anleo Polo		PORSCHE 968 CS	CL	1	8	16:30.270	1 Vta	1 Vta	111.9	3	1:58.998	116.4
No clasificados: (Requerimientos: 75% del número de vueltas del lider = 7 Vueltas)															
41		Club Jarama Sport	Diego Blanco Torrecilla		PORSCHE 928	CL	2	1	2:05.808	8 Vtas	7 Vtas	110.1	1	2:05.808	110.1
38		JORGE OTERO AGREDA	Jorge Otero Agreda		SEAT LEON MK 2	5	7								
44		SMC Junior Motorsport	Mariano Esteban Trilla		RENAULT CLIO CUP IV	4	8	SMC							
17		C.D.E. ULTIMA VUELTA	Francisco Pérez Sierra		PEUGEOT 207 EVO	4	9								

Vuelta Rápida Jose M. De Los Milagros en 1:43.533 a 133.9 Km/h en la vuelta 2

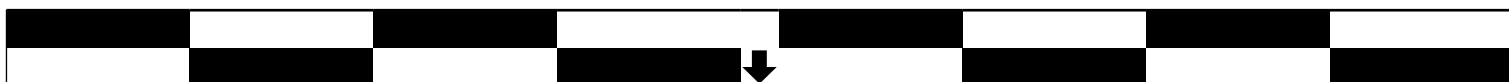
Publicado a las:.....

Comisarios Deportivos:	Director de Carrera:	Cronometrador:
-------------------------------	-----------------------------	-----------------------



Circuito del Jarama
División 2
2ª Carrera
Parrilla de Salida Provisional

29	41	Diego Blanco Torrecilla	1:51.100	.15.	1:59.023	Lucas Gonzalez-Anleo Polo	3	28
27	14	Juan Carlos Martin Hernandez	1:57.085	.14.	1:49.130	Fernando Navarrete Rodrigo	46	26
25	26	Hector Hernandez Benito	1:50.457	.13.	1:50.901	Pablo Marcos Santamaria	49	24
23	16	Miguel Cadenas Vega	1:51.004	.12.	1:51.841	Jaime Luis Latapia Llinas	48	22
21	47	Alfonso Colomina Fajardo	1:52.526	.11.	1:53.288	Alvaro Pinto Fernandez	45	20
19	20	Mario Alberto Moreno Rojas	1:56.257	.10.	1:57.373	Antonio Angel Garcia Delicad	43	18
17	44	Mariano Esteban Trilla	1:46.925	.9.	1:47.125	Francisco Pérez Sierra	17	16
15	27	Javier Aguado Ortega	1:47.635	.8.	1:47.696	Enrique Hernando Alonso	19	14
13	36	Iván Hernández González	1:47.760	.7.	1:48.069	Sergio Morera Hernandez	22	12
11	25	Javier Caño Hidalgo	1:54.073	.6.	1:54.894	Jesus Hernandez Jimenez	42	10
9	21	Jose M. De Los Milagros	1:42.833	.5.	1:43.454	Carlos Esteban García	15	8
7	38	Jorge Otero Agreda	1:44.685	.4.	1:45.537	Luis Ruiz Moya	13	6
5	6	Francisco Comendador Rome	1:45.982	.3.	1:46.802	Fernando J. Bea Marton	23	4
3	50	Sergio Gualix Piris	1:54.620	.2.	1:45.633	Juan Francisco Gastañaga M	33	2
1	8	Luis García García	1:46.905	.1.				

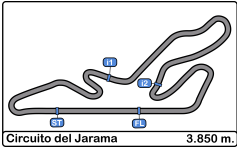


Pole

Publicada a las:.....

Comisarios Deportivos:

Cronometrador:



Circuito del Jarama

División 2

2ª Carrera

Resultados Provisionales

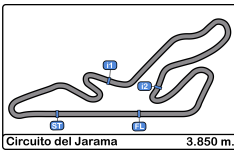
Cls	Nº	Concursante	Piloto 1	Piloto 2	Vehiculo	Cat	Cl	Vtas.	Tiempo	Dif 1º	Intervalo	Km/h	V.R.	Tiempo	Km/h
1	21	RACE	Jose M. De Los Milagros		SUBARU WRX Sti	5	1	12	26:31.058			104.5	6	1:46.183	130.5
2	15	A.D. DESGUACES LA TORR	Carlos Esteban García		SEAT LEON MK 2	5	2	12	26:35.983	4.925	4.925	104.2	11	1:47.230	129.2
3	8	A.D. DESGUACES LA TORR	Luis García García		CUPRA TCR	6A	1	12	26:36.347	5.289	0.364	104.1	10	1:46.528	130.1
4	33	A.D. DESGUACES LA TORR	Juan Francisco Gastañaga		SEAT LEON MK 2	6A	2	12	26:53.644	22.586	17.297	103.0	10	1:48.539	127.6
5	22	SMC Junior Motorsport	Sergio Morera Hernandez		RENAULT CLIO CUP IV	4	1	SMC 12	26:54.446	23.388	0.802	103.0	10	1:48.946	127.2
6	19	A.D. DESGUACES LA TORR	Enrique Hernando Alonso	Jr	RENAULT CLIO CUP IV	4	2	SMC 12	26:55.257	24.199	0.811	102.9	11	1:48.547	127.6
7	36	CHEFO SPORT	Iván Hernández González	Jr	RENAULT CLIO CUP IV	4	3	12	26:55.304	24.246	0.047	102.9	11	1:48.690	127.5
8	17	C.D.E. ULTIMA VUELTA	Francisco Pérez Sierra		PEUGEOT 207 EVO	4	4	12	27:34.081	1:03.023	38.777	100.5	9	1:53.207	122.4
9	26	RACE	Borja Hormigos Nicolás	<u>Hector Hernandez Benito</u>	MINI Challenge	3	1	12	27:38.085	1:07.027	4.004	100.3	9	1:52.785	122.8
10	43	SMC Junior Motorsport	Antonio Angel Garcia Delicado		RENAULT CLIO CUP IV	4	5	SMC 12	27:42.273	1:11.215	4.188	100.0	12	1:53.100	122.5
11	45	SMC Junior Motorsport	Alvaro Pinto Fernandez		RENAULT CLIO CUP III	3	2	SMC 12	27:43.137	1:12.079	0.864	100.0	8	1:52.697	122.9
12	16	SMC Junior Motorsport	Miguel Cadenas Vega		RENAULT CLIO CUP III	3	3	SMC 12	27:43.458	1:12.400	0.321	99.9	10	1:53.337	122.2
13	47	A.D. DESGUACES LA TORR	Alfonso Colomina Fajardo		RENAULT CLIO CUP III	3	4	12	27:53.074	1:22.016	9.616	99.4	12	1:53.720	121.8
14	20	SMC Junior Motorsport	Mario Alberto Moreno Rojas		RENAULT CLIO CUP III	3	5	SMC 12	27:53.531	1:22.473	0.457	99.3	12	1:53.628	121.9
15	48	SMC Junior Motorsport	Jaime Luis Latapia Llinas		RENAULT CLIO CUP III	3	6	SMC 12	27:54.012	1:22.954	0.481	99.3	9	1:53.024	122.6
16	23	C.D.E. ULTIMA VUELTA	Fernando J. Bea Marton		SEAT LEON MK 2	5	3	12	28:02.634	1:31.576	8.622	98.8	11	1:48.923	127.2
17	25	C.D.E. ULTIMA VUELTA	Javier Caño Hidalgo		RENAULT CLIO CUP IV	4	6	12	28:10.639	1:39.581	8.005	98.3	9	1:55.642	119.8
18	42	CHEFO SPORT	Jesus Hernandez Jimenez		RENAULT CLIO CUP IV	4	7	11	27:01.561	1 Vta	1 Vta	94.0	7	1:55.204	120.3
19	3	A.E.C.D.	Lucas Gonzalez-Anleo Polo		PORSCHE 968 CS	CL	1	11	27:30.309	1 Vta	28.748	92.3	11	2:00.363	115.1
20	27	SMC Junior Motorsport	Javier Aguado Ortega		RENAULT CLIO CUP IV	4	8	10	27:00.059	2 Vtas	1 Vta	85.5	8	1:50.657	125.2
No clasificados: (Requerimientos: 75% del número de vueltas del lider = 9 Vueltas)															
6	C.D.E. DEYSCOM SPORT	Francisco Comendador Romero			SUBARU WRX Sti	5	4	5	13:57.823	7 Vtas	5 Vtas	82.7	5	1:48.981	127.1
46	A.D. DESGUACES LA TORR	Fernando Navarrete Rodrigo			RENAULT CLIO CUP III	3	7	4	12:34.805	8 Vtas	1 Vta	73.4	4	2:06.917	109.2
44	SMC Junior Motorsport	Mariano Esteban Trilla			RENAULT CLIO CUP IV	4	9	SMC 1	2:37.705	11 Vtas	3 Vtas	87.8	1	2:37.705	87.8
50	ESCUADERIA LEMANS	Sergio Gualix Piris			SEAT LEON MK 2	5	5								
13	C.D.E. ULTIMA VUELTA	Luis Ruiz Moya			SEAT LEON MK 2	5	6								
49	SMC Junior Motorsport	Pablo Marcos Santamaría			RENAULT CLIO CUP III	3	8	SMC							
14	ESCUADERIA GREDOS	Juan Carlos Martin Hernandez			MINI COOPER 1.5 T	3	9								
41	Club Jarama Sport	Diego Blanco Torrecilla			PORSCHE 928	CL	2								

Vuelta Rápida Jose M. De Los Milagros en 1:46.183 a 130.5 Km/h en la vuelta 6

Publicado a las:.....

Comisarios Deportivos:	Director de Carrera:	Cronometrador:
-------------------------------	-----------------------------	-----------------------





Circuito del Jarama

División 2

2ª Carrera

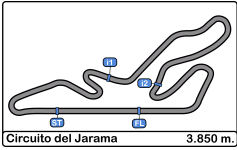
Resultados Provisionales por categoría

Cls	Nº	Concursante	Piloto 1	Piloto 2	Vehiculo	Cat	Cl	Vtas.	Tiempo	Dif 1º	Intervalo	Km/h	V.R.	Tiempo	Km/h
5															
1	21	RACE	Jose M. De Los Milagros		SUBARU WRX Sti	5	1	12	26:31.058			104.5	6	1:46.183	130.5
2	15	A.D. DESGUACES LA TORR	Carlos Esteban García		SEAT LEON MK 2	5	2	12	26:35.983	4.925	4.925	104.2	11	1:47.230	129.2
3	23	C.D.E. ULTIMA VUELTA	Fernando J. Bea Marton		SEAT LEON MK 2	5	3	12	28:02.634	1:31.576	1:26.651	98.8	11	1:48.923	127.2
No clasificados: (Requerimientos: 75% del número de vueltas del lider = 9 Vueltas)															
6		C.D.E. DEYSCOM SPORT	Francisco Comendador Romero		SUBARU WRX Sti	5	4	5	13:57.823	7 Vtas	7 Vtas	82.7	5	1:48.981	127.1
50		ESCUADERIA LEMANS	Sergio Gualix Piris		SEAT LEON MK 2	5	5								
13		C.D.E. ULTIMA VUELTA	Luis Ruiz Moya		SEAT LEON MK 2	5	6								
6A															
1	8	A.D. DESGUACES LA TORR	Luis García García		CUPRA TCR	6A	1	12	26:36.347			104.1	10	1:46.528	130.1
2	33	A.D. DESGUACES LA TORR	Juan Francisco Gastañaga		SEAT LEON MK 2	6A	2	12	26:53.644	22.586	17.297	103.0	10	1:48.539	127.6
4															
1	22	SMC Junior Motorsport	Sergio Morera Hernandez		RENAULT CLIO CUP IV	4	1	SMC 12	26:54.446			103.0	10	1:48.946	127.2
2	19	A.D. DESGUACES LA TORR	Enrique Hernando Alonso	Jr	RENAULT CLIO CUP IV	4	2	SMC 12	26:55.257	24.199	0.811	102.9	11	1:48.547	127.6
3	36	CHEFO SPORT	Iván Hernández González	Jr	RENAULT CLIO CUP IV	4	3		26:55.304	24.246	0.047	102.9	11	1:48.690	127.5
4	17	C.D.E. ULTIMA VUELTA	Francisco Pérez Sierra		PEUGEOT 207 EVO	4	4	12	27:34.081	1:03.023	38.777	100.5	9	1:53.207	122.4
5	43	SMC Junior Motorsport	Antonio Angel García Delicado		RENAULT CLIO CUP IV	4	5	SMC 12	27:42.273	1:11.215	8.192	100.0	12	1:53.100	122.5
6	25	C.D.E. ULTIMA VUELTA	Javier Caño Hidalgo		RENAULT CLIO CUP IV	4	6	12	28:10.639	1:39.581	28.366	98.3	9	1:55.642	119.8
7	42	CHEFO SPORT	Jesus Hernandez Jimenez		RENAULT CLIO CUP IV	4	7	11	27:01.561	1 Vta	1 Vta	94.0	7	1:55.204	120.3
8	27	SMC Junior Motorsport	Javier Aguado Ortega		RENAULT CLIO CUP IV	4	8	10	27:00.059	2 Vtas	1 Vta	85.5	8	1:50.657	125.2
No clasificados: (Requerimientos: 75% del número de vueltas del lider = 9 Vueltas)															
44		SMC Junior Motorsport	Mariano Esteban Trilla		RENAULT CLIO CUP IV	4	9	SMC 1	2:37.705	11 Vtas	9 Vtas	87.8	1	2:37.705	87.8
3															
1	26	RACE	Borja Hormigos Nicolás	<u>Hector Hernandez Benito</u>	MINI Challenge	3	1	12	27:38.085			100.3	9	1:52.785	122.8
2	45	SMC Junior Motorsport	Alvaro Pinto Fernandez		RENAULT CLIO CUP III	3	2	SMC 12	27:43.137	1:12.079	5.052	100.0	8	1:52.697	122.9
3	16	SMC Junior Motorsport	Miguel Cadenas Vega		RENAULT CLIO CUP III	3	3	SMC 12	27:43.458	1:12.400	0.321	99.9	10	1:53.337	122.2
4	47	A.D. DESGUACES LA TORR	Alfonso Colomina Fajardo		RENAULT CLIO CUP III	3	4	12	27:53.074	1:22.016	9.616	99.4	12	1:53.720	121.8
5	20	SMC Junior Motorsport	Mario Alberto Moreno Rojas		RENAULT CLIO CUP III	3	5	SMC 12	27:53.531	1:22.473	0.457	99.3	12	1:53.628	121.9
6	48	SMC Junior Motorsport	Jaime Luis Latapia Llinas		RENAULT CLIO CUP III	3	6	SMC 12	27:54.012	1:22.954	0.481	99.3	9	1:53.024	122.6
No clasificados: (Requerimientos: 75% del número de vueltas del lider = 9 Vueltas)															
46		A.D. DESGUACES LA TORR	Fernando Navarrete Rodrigo		RENAULT CLIO CUP III	3	7	4	12:34.805	8 Vtas	8 Vtas	73.4	4	2:06.917	109.2
49		SMC Junior Motorsport	Pablo Marcos Santamaria		RENAULT CLIO CUP III	3	8	SMC							
14		ESCUADERIA GREDOS	Juan Carlos Martin Hernandez		MINI COOPER 1.5 T	3	9								
CL															
1	3	A.E.C.D.	Lucas Gonzalez-Anleo Polo		PORSCHE 968 CS	CL	1	11	27:30.309			92.3	11	2:00.363	115.1
No clasificados: (Requerimientos: 75% del número de vueltas del lider = 9 Vueltas)															

Publicado a las:.....

Comisarios Deportivos:	Director de Carrera:	Cronometrador:
-------------------------------	-----------------------------	-----------------------





Circuito del Jarama

División 2

2ª Carrera

Resultados Provisionales por categoria

Cls	Nº	Concursante	Piloto 1	Piloto 2	Vehiculo	Cat	Cl	Vtas.	Tiempo	Dif 1º	Intervalo	Km/h	V.R.	Tiempo	Km/h
	41	Club Jarama Sport	Diego Blanco Torrecilla		PORSCHE 928	CL	2								

Vuelta Rápida Jose M. De Los Milagros en 1:46.183 a 130.5 Km/h en la vuelta 6

Publicado a las:.....

Comisarios Deportivos:	Director de Carrera:	Cronometrador:
-------------------------------	-----------------------------	-----------------------





Circuito del Jarama

División 2

2ª Carrera

Clasificación Provisional por Vuelta Rápida de Piloto

Clas	Nº	Concursante	Vehiculo	Piloto	Cat	Clas	Vtas.	V.R	Tiempo	Dif 1º	Intervalo	Km/h
1	21	RACE	SUBARU WRX Sti	Jose M. De Los Milagros	5	1	12	6	1:46.183			130.5
2	8	A.D. DESGUACES LA TORRE	CUPRA TCR	Luis García García	6A	1	12	10	1:46.528	0.345	0.345	130.1
3	15	A.D. DESGUACES LA TORRE	SEAT LEON MK 2	Carlos Esteban García	5	2	12	11	1:47.230	1.047	0.702	129.2
4	33	A.D. DESGUACES LA TORRE	SEAT LEON MK 2	Juan Francisco Gastañaga Martín	6A	2	12	10	1:48.539	2.356	1.309	127.6
5	19	A.D. DESGUACES LA TORRE	RENAULT CLIO CUP IV	Enrique Hernando Alonso	4	SMC	1	12	1:48.547	2.364	0.008	127.6
6	36	CHEFO SPORT	RENAULT CLIO CUP IV	Iván Hernández González	4		2	12	1:48.690	2.507	0.143	127.5
7	23	C.D.E. ULTIMA VUELTA	SEAT LEON MK 2	Fernando J. Bea Marton	5		3	12	1:48.923	2.740	0.233	127.2
8	22	SMC Junior Motorsport	RENAULT CLIO CUP IV	Sergio Morera Hernandez	4	SMC	3	12	1:48.946	2.763	0.023	127.2
9	6	C.D.E. DEYSCOM SPORT	SUBARU WRX Sti	Francisco Comendador Romero	5		4	5	1:48.981	2.798	0.035	127.1
10	27	SMC Junior Motorsport	RENAULT CLIO CUP IV	Javier Aguado Ortega	4		4	10	1:50.657	4.474	1.676	125.2
11	45	SMC Junior Motorsport	RENAULT CLIO CUP III	Alvaro Pinto Fernandez	3	SMC	1	12	1:52.697	6.514	2.040	122.9
12	26	RACE	MINI Challenge	Hector Hernandez Benito	3		2	12	1:52.785	6.602	0.088	122.8
13	48	SMC Junior Motorsport	RENAULT CLIO CUP III	Jaime Luis Latapia Llinas	3	SMC	3	12	1:53.024	6.841	0.239	122.6
14	43	SMC Junior Motorsport	RENAULT CLIO CUP IV	Antonio Angel Garcia Delicado	4	SMC	5	12	1:53.100	6.917	0.076	122.5
15	17	C.D.E. ULTIMA VUELTA	PEUGEOT 207 EVO	Francisco Pérez Sierra	4		6	12	1:53.207	7.024	0.107	122.4
16	16	SMC Junior Motorsport	RENAULT CLIO CUP III	Miguel Cadenas Vega	3	SMC	4	12	1:53.337	7.154	0.130	122.2
17	20	SMC Junior Motorsport	RENAULT CLIO CUP III	Mario Alberto Moreno Rojas	3	SMC	5	12	1:53.628	7.445	0.291	121.9
18	47	A.D. DESGUACES LA TORRE	RENAULT CLIO CUP III	Alfonso Colomina Fajardo	3		6	12	1:53.720	7.537	0.092	121.8
19	42	CHEFO SPORT	RENAULT CLIO CUP IV	Jesus Hernandez Jimenez	4		7	11	1:55.204	9.021	1.484	120.3
20	25	C.D.E. ULTIMA VUELTA	RENAULT CLIO CUP IV	Javier Caño Hidalgo	4		8	12	1:55.642	9.459	0.438	119.8
21	3	A.E.C.D.	PORSCHE 968 CS	Lucas Gonzalez-Anleo Polo	CL		1	11	2:00.363	14.180	4.721	115.1
22	46	A.D. DESGUACES LA TORRE	RENAULT CLIO CUP III	Fernando Navarrete Rodrigo	3		7	4	2:06.917	20.734	6.554	109.2
23	44	SMC Junior Motorsport	RENAULT CLIO CUP IV	Mariano Esteban Trilla	4	SMC	9	1	2:37.705	51.522	30.788	87.8



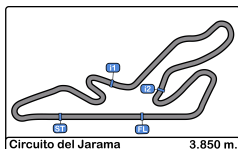
Circuito del Jarama

División 2

2ª Carrera

Distancia y Velocidad Media

Cls	Nº	Concursante	Piloto 1	Piloto 2	Vehiculo	Cat	Cls	Vtas.	Distancia	Tiempo	Km/h
1	21	RACE	Jose M. De Los Milagros		SUBARU WRX Sti	5	1	12	46.20	26:31.058	104.5
2	15	A.D. DESGUACES LA TORR	Carlos Esteban García		SEAT LEON MK 2	5	2	12	46.20	26:35.983	104.2
3	8	A.D. DESGUACES LA TORR	Luis García García		CUPRA TCR	6A	1	12	46.20	26:36.347	104.1
4	33	A.D. DESGUACES LA TORR	Juan Francisco Gastañaga Ma		SEAT LEON MK 2	6A	2	12	46.20	26:53.644	103.0
5	22	SMC Junior Motorsport	Sergio Morera Hernandez		RENAULT CLIO CUP IV	4	1	SMC 12	46.20	26:54.446	103.0
6	19	A.D. DESGUACES LA TORR	Enrique Hernando Alonso	Jr	RENAULT CLIO CUP IV	4	2	SMC 12	46.20	26:55.257	102.9
7	36	CHEFO SPORT	Iván Hernández González	Jr	RENAULT CLIO CUP IV	4	3	12	46.20	26:55.304	102.9
8	17	C.D.E. ULTIMA VUELTA	Francisco Pérez Sierra		PEUGEOT 207 EVO	4	4	12	46.20	27:34.081	100.5
9	26	RACE	Borja Hormigos Nicolás	Hector Hernandez Benito	MINI Challenge	3	1	12	46.20	27:38.085	100.3
10	43	SMC Junior Motorsport	Antonio Angel Garcia Delicado		RENAULT CLIO CUP IV	4	5	SMC 12	46.20	27:42.273	100.0
11	45	SMC Junior Motorsport	Alvaro Pinto Fernandez		RENAULT CLIO CUP III	3	2	SMC 12	46.20	27:43.137	100.0
12	16	SMC Junior Motorsport	Miguel Cadenas Vega		RENAULT CLIO CUP III	3	3	SMC 12	46.20	27:43.458	99.9
13	47	A.D. DESGUACES LA TORR	Alfonso Colomina Fajardo		RENAULT CLIO CUP III	3	4	12	46.20	27:53.074	99.4
14	20	SMC Junior Motorsport	Mario Alberto Moreno Rojas		RENAULT CLIO CUP III	3	5	SMC 12	46.20	27:53.531	99.3
15	48	SMC Junior Motorsport	Jaime Luis Latapia Llinas		RENAULT CLIO CUP III	3	6	SMC 12	46.20	27:54.012	99.3
16	23	C.D.E. ULTIMA VUELTA	Fernando J. Bea Marton		SEAT LEON MK 2	5	3	12	46.20	28:02.634	98.8
17	25	C.D.E. ULTIMA VUELTA	Javier Caño Hidalgo		RENAULT CLIO CUP IV	4	6	12	46.20	28:10.639	98.3
18	42	CHEFO SPORT	Jesus Hernandez Jimenez		RENAULT CLIO CUP IV	4	7	11	42.35	27:01.561	94.0
19	3	A.E.C.D.	Lucas Gonzalez-Anleo Polo		PORSCHE 968 CS	CL	1	11	42.35	27:30.309	92.3
20	27	SMC Junior Motorsport	Javier Aguado Ortega		RENAULT CLIO CUP IV	4	8	10	38.50	27:00.059	85.5
No clasificados: (Requerimientos: 75% del número de vueltas del lider = 9 Vueltas)											
6		C.D.E. DEYSCOM SPORT	Francisco Comendador Rome		SUBARU WRX Sti	5	4	5	19.25	13:57.823	82.7
46		A.D. DESGUACES LA TORR	Fernando Navarrete Rodrigo		RENAULT CLIO CUP III	3	7	4	15.40	12:34.805	73.4
44		SMC Junior Motorsport	Mariano Esteban Trilla		RENAULT CLIO CUP IV	4	9	SMC 1	03.85	2:37.705	87.8
50		ESCUADERIA LEMANS	Sergio Gualix Piris		SEAT LEON MK 2	5	5				
13		C.D.E. ULTIMA VUELTA	Luis Ruiz Moya		SEAT LEON MK 2	5	6				
49		SMC Junior Motorsport	Pablo Marcos Santamaria		RENAULT CLIO CUP III	3	8	SMC			
14		ESCUADERIA GREDOS	Juan Carlos Martin Hernandez		MINI COOPER 1.5 T	3	9				
41		Club Jarama Sport	Diego Blanco Torrecilla		PORSCHE 928	CL	2				



Circuito del Jarama

División 2

2ª Carrera

Tiempos Por Vuelta

3							15								
CL		1 Lucas Gonzalez-Anleo Polo					A.E.C.D.		5		2		1 Carlos Esteban García		
		2											A.D. DESGUACES LA TORRE		
Vta	D	Tiempo	Sector 1	Sector 2	Sector 3	V.Max	Elapsed	Vta	D	Tiempo	Sector 1	Sector 2	Sector 3	V.Max	Elapsed
1		2:41.591	1:01.049	54.291	46.251		2:41.591	1		2:12.827	45.357	36.588	50.882		2:12.827
2		3:57.630	1:22.234	1:29.911	1:05.485		6:39.221	2		4:03.327	1:18.420	1:39.686	1:05.221		6:16.154
3		3:57.229	1:55.692	1:22.040	39.497		10:36.450	3		4:04.183	1:44.369	1:28.790	51.024		10:20.337
4		2:13.739	51.360	43.468	38.911		12:50.189	4		1:49.775	43.925	36.336	29.514		12:10.112
5		2:07.419	47.373	41.498	38.548		14:57.608	5		1:47.859	40.582	35.747	31.530		13:57.971
6		2:10.387	49.144	44.272	36.971		17:07.995	6		1:49.581	41.339	36.618	31.624		15:47.552
7		2:04.436	46.681	41.319	36.436		19:12.431	7		1:49.129	41.040	35.775	32.314		17:36.681
8		2:08.829	48.028	42.361	38.440		21:21.260	8		1:48.599	40.921	35.707	31.971		19:25.280
9		2:07.733	51.489	41.478	34.766		23:28.993	9		1:48.093	41.481	35.331	31.281		21:13.373
10		2:00.953	45.952	40.519	34.482		25:29.946	10		1:47.705	41.288	35.443	30.974		23:01.078
11		2:00.363	45.486	40.796	34.081		27:30.309	11		1:47.230	40.881	35.381	30.968		24:48.308
12								12		1:47.675	41.347	35.635	30.693		26:35.983
6							16								
5		1 Francisco Comendador Romero					C.D.E. DEYSCOM SPORT		3		2		1 Miguel Cadenas Vega		
		2											RENAULT CLIO CUP III		
Vta	D	Tiempo	Sector 1	Sector 2	Sector 3	V.Max	Elapsed	Vta	D	Tiempo	Sector 1	Sector 2	Sector 3	V.Max	Elapsed
1		2:10.131	44.523	36.928	48.680		2:10.131	1		2:26.816	52.569	45.215	49.032		2:26.816
2		4:02.658	1:16.500	1:40.470	1:05.688		6:12.789	2		4:00.350	1:21.305	1:34.406	1:04.639		6:27.166
3		4:05.908	1:43.517	1:29.731	52.660		10:18.697	3		4:00.003	1:47.623	1:26.474	45.906		10:27.169
4		1:50.145	44.519	35.946	29.680		12:08.842	4		1:57.695	44.710	37.969	35.016		12:24.864
5		1:48.981	40.744	35.562	32.675		13:57.823	5		1:59.052	45.177	38.893	34.982		14:23.916
6			42.607					6		1:55.749	44.008	38.635	33.106		16:19.665
7								7		1:54.701	43.847	37.929	32.925		18:14.366
8								8		1:53.886	43.035	37.850	33.001		20:08.252
9								9		1:54.366	43.594	37.784	32.988		22:02.618
10								10		1:53.337	43.056	37.906	32.375		23:55.955
11								11		1:54.125	43.837	38.261	32.027		25:50.080
12								12		1:53.378	43.107	38.376	31.895		27:43.458
8							17								
6A		1 Luis García García					A.D. DESGUACES LA TORRE		4		2		1 Francisco Pérez Sierra		
		2											PEUGEOT 207 EVO		
Vta	D	Tiempo	Sector 1	Sector 2	Sector 3	V.Max	Elapsed	Vta	D	Tiempo	Sector 1	Sector 2	Sector 3	V.Max	Elapsed
1		1:49.740	41.557	36.405	31.778		1:49.740	1		2:19.267	48.907	40.437	49.923		2:19.267
2		4:20.245	1:33.811	1:41.053	1:05.381		6:09.985	2		4:02.183	1:18.949	1:39.044	1:04.190		6:21.450
3		4:07.456	1:41.143	1:32.023	54.290		10:17.441	3		4:01.546	1:45.086	1:29.039	47.421		10:22.996
4		1:52.412	46.193	36.659	29.560		12:09.853	4		1:53.615	43.581	38.710	31.324		12:16.611
5		1:50.956	41.687	35.948	33.321		14:00.809	5		1:55.236	43.175	38.407	33.654		14:11.847
6		1:51.302	42.227	36.742	32.333		15:52.111	6		1:55.881	44.398	38.904	32.579		16:07.728
7		1:48.378	41.088	35.787	31.503		17:40.489	7		1:54.201	43.813	38.345	32.043		18:01.929
8		1:48.189	41.211	35.741	31.237		19:28.678	8		1:53.657	43.283	38.374	32.000		19:55.586
9		1:46.883	41.074	35.361	30.448		21:15.561	9		1:53.207	43.433	38.040	31.734		21:48.793
10		1:46.528	40.820	35.298	30.410		23:02.089	10		1:53.674	43.414	38.450	31.810		23:42.467
11		1:47.159	40.682	35.825	30.652		24:49.248	11		1:54.613	43.606	38.867	32.140		25:37.080
12		1:47.099	41.115	35.735	30.249		26:36.347	12		1:57.001	44.023	39.848	33.130		27:34.081
13							14								
5		1 Luis Ruiz Moya					C.D.E. ULTIMA VUELTA		3		2		1 Juan Carlos Martín Hernández		
		2											MINI COOPER 1.5 T		
Vta	D	Tiempo	Sector 1	Sector 2	Sector 3	V.Max	Elapsed	Vta	D	Tiempo	Sector 1	Sector 2	Sector 3	V.Max	Elapsed
1			2:29.146					1		8:40.042					
3		2					ESCUDERIA GREDOS		3		2		ESCUDERIA GREDOS		
Vta	D	Tiempo	Sector 1	Sector 2	Sector 3	V.Max	Elapsed	Vta	D	Tiempo	Sector 1	Sector 2	Sector 3	V.Max	Elapsed
1			8:40.042					1							



Circuito del Jarama

División 2

2ª Carrera

Tiempos Por Vuelta

19

1 Enrique Hernando Alonso

RENAULT CLIO CUP IV

22

1 Sergio Morera Hernandez

RENAULT CLIO CUP IV

4

2

A.D. DESGUACES LA TORRE

4

2

SMC Junior Motorsport

Vta	D	Tiempo	Sector 1	Sector 2	Sector 3	V.Max	Elapsed	Vta	D	Tiempo	Sector 1	Sector 2	Sector 3	V.Max	Elapsed
1		2:16.224	46.498	38.498	51.228		2:16.224	1		2:17.630	46.920	39.029	51.681		2:17.630
2		4:00.932	1:17.592	1:38.594	1:04.746		6:17.156	2		4:00.621	1:17.355	1:39.945	1:03.321		6:18.251
3		4:04.155	1:44.618	1:28.855	50.682		10:21.311	3		4:03.836	1:46.225	1:28.560	49.051		10:22.087
4		1:53.995	43.488	40.276	30.231		12:15.306	4		1:50.377	43.105	36.695	30.577		12:12.464
5		1:51.008	41.522	35.958	33.528		14:06.314	5		1:52.286	41.875	36.256	34.155		14:04.750
6		1:54.914	46.069	36.388	32.457		16:01.228	6		1:52.028	42.417	36.521	33.090		15:56.778
7		1:49.233	42.229	35.797	31.207		17:50.461	7		1:50.965	42.137	36.457	32.371		17:47.743
8		1:49.269	41.871	35.867	31.531		19:39.730	8		1:50.024	41.859	36.343	31.822		19:37.767
9		1:48.593	41.702		2:20.124		21:28.323	9		1:49.124	41.692	36.170	31.262		21:26.891
10		1:49.024	41.752	35.969	31.303		23:17.347	10		1:48.946	41.769	36.097	31.080		23:15.837
11		1:48.547	41.762	35.893	30.892		25:05.894	11		1:49.030	41.850	36.087	31.093		25:04.867
12		1:49.363	41.814	36.183	31.366		26:55.257	12		1:49.579	41.801	36.291	31.487		26:54.446

20

1 Mario Alberto Moreno Rojas

RENAULT CLIO CUP III

23

1 Fernando J. Bea Marton

SEAT LEON MK 2

3

2

SMC Junior Motorsport

5

2

C.D.E. ULTIMA VUELTA

Vta	D	Tiempo	Sector 1	Sector 2	Sector 3	V.Max	Elapsed	Vta	D	Tiempo	Sector 1	Sector 2	Sector 3	V.Max	Elapsed
1		2:39.592	53.843	59.407	46.342		2:39.592	1		1:51.789	42.794	37.268	31.727		1:51.789
2		3:57.234	1:22.173	1:29.761	1:05.300		6:36.826	2		4:19.683	1:33.437	1:40.678	1:05.568		6:11.472
3		3:56.044	1:55.762	1:21.826	38.456		10:32.870	3		4:06.691	1:41.371	1:31.714	53.606		10:18.163
4		1:58.807	45.647	38.986	34.174		12:31.677	4		1:50.372	44.108	36.236	30.028		12:08.535
5		1:59.039	45.578	38.745	34.716		14:30.716	5		2:59.921	41.797	35.595	1:42.529		15:08.456
6		1:57.799	44.949	39.153	33.697		16:28.515	6		1:53.273	42.955	37.106	33.212		17:01.729
7		1:55.733	44.120	38.757	32.856		18:24.248	7		1:51.429	42.070	37.069	32.290		18:53.158
8		1:53.794	43.689	38.108	31.997		20:18.042	8		1:51.781	44.022	36.263	31.496		20:44.939
9		1:53.861	43.552	37.904	32.405		22:11.903	9		1:49.726	41.675	36.467	31.584		22:34.665
10		1:54.347	43.702	38.586	32.059		24:06.250	10		1:49.794	41.875	36.355	31.564		24:24.459
11		1:53.653	43.434	37.982	32.237		25:59.903	11		1:48.923	41.618	36.037	31.268		26:13.382
12		1:53.628	43.284	38.018	32.326		27:53.531	12		1:49.252	41.457	36.029	31.766		28:02.634

21

1 Jose M. De Los Milagros

SUBARU WRX Sti

25

1 Javier Caño Hidalgo

RENAULT CLIO CUP IV

5

2

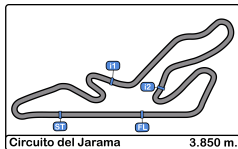
RACE

4

2

C.D.E. ULTIMA VUELTA

Vta	D	Tiempo	Sector 1	Sector 2	Sector 3	V.Max	Elapsed	Vta	D	Tiempo	Sector 1	Sector 2	Sector 3	V.Max	Elapsed
1		2:12.139	44.301	37.483	50.355		2:12.139	1		2:38.215	49.608	1:02.446	46.161		2:38.215
2		4:02.985	1:17.560	1:40.433	1:04.992		6:15.124	2		3:57.903	1:22.389	1:29.831	1:05.683		6:36.118
3		4:04.974	1:44.349	1:28.557	52.068		10:20.098	3		3:55.001	1:55.337	1:21.538	38.126		10:31.119
4		1:46.986	41.809	35.764	29.413		12:07.084	4		2:02.990	45.942	39.928	37.120		12:34.109
5		1:46.459	40.060	34.675	31.724		13:53.543	5		2:00.257	45.618	39.959	34.680		14:34.366
6		1:46.183	40.530	35.032	30.621		15:39.726	6		1:57.765	44.454	39.285	34.026		16:32.131
7		1:46.839	40.754	35.486	30.599		17:26.565	7		1:56.755	44.230	39.338	33.187		18:28.886
8		1:46.438	40.475	35.394	30.569		19:13.003	8		1:56.084	44.465	38.953	32.666		20:24.970
9		1:48.736	41.797	36.662	30.277		21:01.739	9		1:55.642	44.100	38.769	32.773		22:20.612
10		1:48.750	41.871	36.462	30.417		22:50.489	10		1:56.385	44.286	39.172	32.927		24:16.997
11		1:49.485	42.272	36.544	30.669		24:39.974	11		1:56.242	44.254	39.345	32.643		26:13.239
12		1:51.084	42.165	36.465	32.454		26:31.058	12		1:57.400	44.449	39.710	33.241		28:10.639



Circuito del Jarama

División 2

2ª Carrera

Tiempos Por Vuelta

26 1 Borja Hormigos Nicolás MINI Challenge **36** 1 Iván Hernández González RENAULT CLIO CUP IV
 3 2 Hector Hernandez Benito RACE 4 2 CHEFO SPORT

Vta	D	Tiempo	Sector 1	Sector 2	Sector 3	V.Max	Elapsed	Vta	D	Tiempo	Sector 1	Sector 2	Sector 3	V.Max	Elapsed
1	2	2:31.598	53.593	46.935	51.070		2:31.598	1	2	2:18.173	47.974	39.221	50.978		2:18.173
2	2	4:01.887	1:23.290	1:33.445	1:05.152		6:33.485	2	2	4:01.084	1:18.177	1:39.455	1:03.452		6:19.257
3	2	3:56.757	1:54.587	1:21.847	40.323		10:30.242	3	2	4:03.469	1:46.294	1:29.416	47.759		10:22.726
4	2	1:55.023	44.061	38.290	32.672		12:25.265	4	2	1:50.254	42.595	37.151	30.508		12:12.980
5	2	1:56.981	44.499	38.188	34.294		14:22.246	5	2	1:53.245	41.738	36.453	35.054		14:06.225
6	2	1:55.381	43.863	37.685	33.833		16:17.627	6	2	1:55.613	46.508	37.157	31.948		16:01.838
7	2	1:54.508	43.102	38.052	33.354		18:12.135	7	2	1:49.070	41.795	36.465	30.810		17:50.908
8	2	1:53.254	43.133	37.614	32.507		20:05.389	8	2	1:48.997	41.818	36.184	30.995		19:39.905
9	2	1:52.785	43.241	37.474	32.070		21:58.174	9	2	1:48.800	42.045	36.038	30.717		21:28.705
10	2	1:54.216	43.726	37.968	32.522		23:52.390	10	2	1:48.769	41.794	36.519	30.456		23:17.474
11	2	1:52.906	43.233	37.672	32.001		25:45.296	11	2	1:48.690	41.826	36.112	30.752		25:06.164
12	2	1:52.789	43.426	37.260	32.103		27:38.085	12	2	1:49.140	41.985	36.288	30.867		26:55.304

27 1 Javier Aguado Ortega RENAULT CLIO CUP IV **42** 1 Jesus Hernandez Jimenez RENAULT CLIO CUP IV
 4 2 SMC Junior Motorsport 4 2 CHEFO SPORT

Vta	D	Tiempo	Sector 1	Sector 2	Sector 3	V.Max	Elapsed	Vta	D	Tiempo	Sector 1	Sector 2	Sector 3	V.Max	Elapsed
1	2	2:21.144	49.657	42.314	49.173		2:21.144	1	2	2:23.797	50.268	44.100	49.429		2:23.797
2	2	4:01.325	1:19.035	1:38.056	1:04.234		6:22.469	2	2	3:59.854	1:19.015	1:37.783	1:03.056		6:23.651
3	2	4:01.362	1:45.644	1:28.360	47.358		10:23.831	3	2	4:00.759	1:47.490	1:27.244	46.025		10:24.410
4	2	2:27.532 P	1:02.899	42.805	41.828		12:51.363	4	2	2:02.976	48.911	38.852	35.213		12:27.386
5	2	4:38.927	3:22.990	41.143	34.794		17:30.290	5	2	1:58.025	44.244	38.385	35.396		14:25.411
6	2	1:56.304	44.092	38.268	33.944		19:26.594	6	2	1:56.845	44.210	38.539	34.096		16:22.256
7	2	1:54.300	44.932	37.360	32.008		21:20.894	7	2	1:55.204	44.573	37.758	32.873		18:17.460
8	2	1:50.657	42.457	36.669	31.531		23:11.551	8	2	2:38.453	1:25.048	40.031	33.374		20:55.913
9	2	1:50.663	42.189	36.915	31.559		25:02.214	9	2	1:59.354	44.627	41.064	33.663		22:55.267
10	2	1:57.845	45.948	38.203	33.694		27:00.059	10	2	2:00.675	45.010	41.754	33.911		24:55.942
11	2	2:05.619	45.282	40.095	40.242		27:01.561	11	2	2:05.619	45.282	40.095	40.242		27:01.561

33 1 Juan Francisco Gastañaga Martínez SEAT LEON MK 2 **43** 1 Antonio Angel Garcia Delicado RENAULT CLIO CUP IV
 6A 2 A.D. DESGUACES LA TORRE 4 2 SMC Junior Motorsport

Vta	D	Tiempo	Sector 1	Sector 2	Sector 3	V.Max	Elapsed	Vta	D	Tiempo	Sector 1	Sector 2	Sector 3	V.Max	Elapsed
1	2	2:10.972	43.303	37.635	50.034		2:10.972	1	2	2:24.516	51.344	43.585	49.587		2:24.516
2	2	4:02.895	1:16.778	1:40.600	1:05.517		6:13.867	2	2	4:00.444	1:21.415	1:35.561	1:03.468		6:24.960
3	2	4:05.131	1:43.358	1:29.769	52.004		10:18.998	3	2	4:00.064	1:47.835	1:26.755	45.474		10:25.024
4	2	1:48.850	42.419	36.310	30.121		12:07.848	4	2	1:56.207	45.389	38.520	32.298		12:21.231
5	2	1:49.364	40.975	35.774	32.615		13:57.212	5	2	1:58.016	43.805	38.552	35.659		14:19.247
6	2	1:59.219	41.751	43.123	34.345		15:56.431	6	2	1:57.170	44.159	38.429	34.582		16:16.417
7	2	1:50.805	42.114	36.287	32.404		17:47.236	7	2	1:55.531	43.945	38.009	33.577		18:11.948
8	2	1:49.759	41.607	36.818	31.334		19:36.995	8	2	1:55.586	44.317	38.033	33.236		20:07.534
9	2	1:48.916	41.096	36.595	31.225		21:25.911	9	2	1:54.183	43.515	37.624	33.044		22:01.717
10	2	1:48.539	41.245	36.594	30.700		23:14.450	10	2	1:53.774	43.123	37.852	32.799		23:55.491
11	2	1:49.095	41.402	36.722	30.971		25:03.545	11	2	1:53.682	43.539	37.669	32.474		25:49.173
12	2	1:50.099	41.729	37.055	31.315		26:53.644	12	2	1:53.100	43.223	37.363	32.514		27:42.273

44 1 Mariano Esteban Trilla RENAULT CLIO CUP IV
 4 2 SMC Junior Motorsport

Vta	D	Tiempo	Sector 1	Sector 2	Sector 3	V.Max	Elapsed
1	2	2:37.705 P	48.229	1:00.745	48.731		2:37.705



Circuito del Jarama

División 2

2ª Carrera

Tiempos Por Vuelta

45

1 Alvaro Pinto Fernandez

RENAULT CLIO CUP III

50

1 Sergio Gualix Piris

SEAT LEON MK 2

3

2

SMC Junior Motorsport

5

2

ESCUADERIA LEMANS

Vta	D	Tiempo	Sector 1	Sector 2	Sector 3	V.Max	Elapsed	Vta	D	Tiempo	Sector 1	Sector 2	Sector 3	V.Max	Elapsed
1		2:29.999	52.100	47.153	50.746		2:29.999	1		48.065					
2		4:01.207	1:22.943	1:34.040	1:04.224		6:31.206								
3		3:58.651	1:53.479	1:23.845	41.327		10:29.857								
4		2:00.097	46.278	39.621	34.198		12:29.954								
5		1:56.762	44.102	38.539	34.121		14:26.716								
6		1:55.576	43.664	38.614	33.298		16:22.292								
7		1:53.979	43.881	37.752	32.346		18:16.271								
8		1:52.697	43.057	37.769	31.871		20:08.968								
9		1:53.911	43.186	37.940	32.785		22:02.879								
10		1:53.578	43.559	37.558	32.461		23:56.457								
11		1:53.107	43.234	37.980	31.893		25:49.564								
12		1:53.573	43.334	38.166	32.073		27:43.137								

46

1 Fernando Navarrete
Rodrigo

RENAULT CLIO CUP III

3

2

A.D. DESGUACES LA TORRE

Vta	D	Tiempo	Sector 1	Sector 2	Sector 3	V.Max	Elapsed
1		2:28.345	52.199	45.738	50.408		2:28.345
2		3:59.801	1:21.313	1:34.418	1:04.070		6:28.146
3		3:59.742	1:50.587	1:24.651	44.504		10:27.888
4		2:06.917 P	44.333	37.861	44.723		12:34.805

47

1 Alfonso Colomina Fajardo

RENAULT CLIO CUP III

3

2

A.D. DESGUACES LA TORRE

Vta	D	Tiempo	Sector 1	Sector 2	Sector 3	V.Max	Elapsed
1		2:29.142	51.938	46.579	50.625		2:29.142
2		3:59.708	1:22.927	1:33.058	1:03.723		6:28.850
3		3:59.915	1:52.633	1:23.759	43.523		10:28.765
4		1:59.766	44.964	39.549	35.253		12:28.531
5		1:57.972	44.760	38.981	34.231		14:26.503
6		1:56.988	45.205	38.349	33.434		16:23.491
7		1:55.610	44.025	38.603	32.982		18:19.101
8		1:57.297	46.164	38.366	32.767		20:16.398
9		1:54.749	43.468	38.342	32.939		22:11.147
10		1:54.291	43.561	38.219	32.511		24:05.438
11		1:53.916	43.519	38.076	32.321		25:59.354
12		1:53.720	43.144	38.063	32.513		27:53.074

48

1 Jaime Luis Latapia Llinas

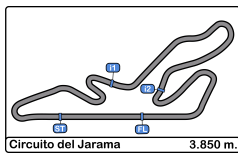
RENAULT CLIO CUP III

3

2

SMC Junior Motorsport

Vta	D	Tiempo	Sector 1	Sector 2	Sector 3	V.Max	Elapsed
1		2:32.410	53.693	47.996	50.721		2:32.410
2		4:02.761	1:23.181	1:33.513	1:06.067		6:35.171
3		3:55.477	1:53.585	1:22.218	39.674		10:30.648
4		2:02.859	45.525	38.990	38.344		12:33.507
5		1:59.473	45.684	39.902	33.887		14:32.980
6		1:57.022	43.889	38.877	34.256		16:30.002
7		1:55.079	43.304	38.749	33.026		18:25.081
8		1:54.214	43.416	38.046	32.752		20:19.295
9		1:53.024	43.014	38.001	32.009		22:12.319
10		1:54.354	43.646	38.823	31.885		24:06.673
11		1:53.769	43.474	38.417	31.878		26:00.442
12		1:53.570	43.685	37.987	31.898		27:54.012



Circuito del Jarama

División 2

2ª Carrera

Análisis

Num	Tiempo Vta.	Dif. 1º
-----	-------------	---------

Vta 1

8	1:49.740	
23	1:51.789	02.049
6	2:10.131	20.391
33	2:10.972	21.232
21	2:12.139	22.399
15	2:12.827	23.087
19	2:16.224	26.484
22	2:17.630	27.890
36	2:18.173	28.433
17	2:19.267	29.527
27	2:21.144	31.404
42	2:23.797	34.057
43	2:24.516	34.776
16	2:26.816	37.076
46	2:28.345	38.605
47	2:29.142	39.402
45	2:29.999	40.259
26	2:31.598	41.858
48	2:32.410	42.670
44	2:37.705	47.965
25	2:38.215	48.475
20	2:39.592	49.852
3	2:41.591	51.851

Num	Tiempo Vta.	Dif. 1º
-----	-------------	---------

Vta 2

8	4:20.245	
23	4:19.683	01.487
6	4:02.658	02.804
33	4:02.895	03.882
21	4:02.985	05.139
15	4:03.327	06.169
19	4:00.932	07.171
22	4:00.621	08.266
36	4:01.084	09.272
17	4:02.183	11.465
27	4:01.325	12.484
42	3:59.854	13.666
43	4:00.444	14.975
16	4:00.350	17.181

46	3:59.801	18.161
47	3:59.708	18.865
45	4:01.207	21.221
26	4:01.887	23.500
48	4:02.761	25.186
25	3:57.903	26.133
20	3:57.234	26.841
3	3:57.630	29.236

Num	Tiempo Vta.	Dif. 1º
-----	-------------	---------

Vta 3

8	4:07.456	
23	4:06.691	00.722
6	4:05.908	01.256
33	4:05.131	01.557
21	4:04.974	02.657
15	4:04.183	02.896
19	4:04.155	03.870
22	4:03.836	04.646
36	4:03.469	05.285
17	4:01.546	05.555
27	4:01.362	06.390
42	4:00.759	06.969
43	4:00.064	07.583
16	4:00.003	09.728
46	3:59.742	10.447
47	3:59.915	11.324
45	3:58.651	12.416
26	3:56.757	12.801
48	3:55.477	13.207
25	3:55.001	13.678
20	3:56.044	15.429
3	3:57.229	19.009

Num	Tiempo Vta.	Dif. 1º
-----	-------------	---------

Vta 4

21	1:46.986	
33	1:48.850	00.764
23	1:50.372	01.451
6	1:50.145	01.758
8	1:52.412	02.769
15	1:49.775	03.028
22	1:50.377	05.380

36	1:50.254	05.896
19	1:53.995	08.222
17	1:53.615	09.527
43	1:56.207	14.147
16	1:57.695	17.780
26	1:55.023	18.181
42	2:02.976	20.302
47	1:59.766	21.447
45	2:00.097	22.870
20	1:58.807	24.593
48	2:02.859	26.423
25	2:02.990	27.025
46	2:06.917	27.721
3	2:13.739	43.105
27	2:27.532	44.279

Num	Tiempo Vta.	Dif. 1º
-----	-------------	---------

Vta 5

21	1:46.459	
33	1:49.364	03.669
6	1:48.981	04.280
15	1:47.859	04.428
8	1:50.956	07.266
22	1:52.286	11.207
36	1:53.245	12.682
19	1:51.008	12.771
17	1:55.236	18.304
43	1:58.016	25.704
26	1:56.981	28.703
16	1:59.052	30.373
42	1:58.025	31.868
47	1:57.972	32.960
45	1:56.762	33.173
20	1:59.039	37.173
48	1:59.473	39.437
25	2:00.257	40.823
3	2:07.419	1:04.065
23	2:59.921	1:14.913

Num	Tiempo Vta.	Dif. 1º
-----	-------------	---------

Vta 6

21	1:46.183	
15	1:49.581	07.826

8	1:51.302	12.385
33	1:59.219	16.705
22	1:52.028	17.052
19	1:54.914	21.502
36	1:55.613	22.112
17	1:55.881	28.002
43	1:57.170	36.691
26	1:55.381	37.901
16	1:55.749	39.939
42	1:56.845	42.530
45	1:55.576	42.566
47	1:56.988	43.765
20	1:57.799	48.789
48	1:57.022	50.276
25	1:57.765	52.405
23	1:53.273	1:22.003
3	2:10.387	1:28.269

Num	Tiempo Vta.	Dif. 1º
-----	-------------	---------

Vta 7

21	1:46.839	
27	4:38.927	2 Laps
15	1:49.129	10.116
8	1:48.378	13.924
33	1:50.805	20.671
22	1:50.965	21.178
19	1:49.233	23.896
36	1:49.070	24.343
17	1:54.201	35.364
43	1:55.531	45.383
26	1:54.508	45.570
16	1:54.701	47.801
45	1:53.979	49.706
42	1:55.204	50.895
47	1:55.610	52.536
20	1:55.733	57.683
48	1:55.079	58.516
25	1:56.755	1:02.321
23	1:51.429	1:26.593
3	2:04.436	1:45.866

Num	Tiempo Vta.	Dif. 1º
-----	-------------	---------

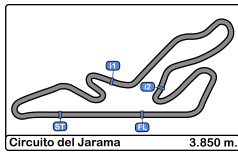
Vta 8

21	1:46.438	
15	1:48.599	12.277
27	1:56.304	2 Laps
8	1:48.189	15.675
33	1:49.759	23.992
22	1:50.024	24.764
19	1:49.269	26.727
36	1:48.997	26.902
17	1:53.657	42.583
26	1:53.254	52.386
43	1:55.586	54.531
16	1:53.886	55.249
45	1:52.697	55.965
47	1:57.297	1:03.395
20	1:53.794	1:05.039
48	1:54.214	1:06.292
25	1:56.084	1:11.967
23	1:51.781	1:31.936
42	2:38.453	1:42.910

Num	Tiempo Vta.	Dif. 1º
-----	-------------	---------

Vta 9

21	1:48.736	
15	1:48.093	11.634
8	1:46.883	13.822
27	1:54.300	2 Laps
3	2:08.829	1 Lap
33	1:48.916	24.172
22	1:49.124	25.152
19	1:48.593	26.584
36	1:48.800	26.966
17	1:53.207	47.054
26	1:52.785	56.435
43	1:54.183	59.978
16	1:54.366	1:00.879
45	1:53.911	1:01.140
47	1:54.749	1:09.408
20	1:53.861	1:10.164
48	1:53.024	1:10.580
25	1:55.642	1:18.873
23	1:49.726	1:32.926



Circuito del Jarama

División 2

2ª Carrera

Análisis

Num	Tiempo Vta.	Dif. 1º
48	1:53.769	1:20.468

25	1:56.242	1:33.265
----	----------	----------

23	1:48.923	1:33.408
----	----------	----------

Num	Tiempo Vta.	Dif. 1º
-----	-------------	---------

21	1:51.084	
----	----------	--

15	1:47.675	04.925
----	----------	--------

8	1:47.099	05.289
---	----------	--------

33	1:50.099	22.586
----	----------	--------

22	1:49.579	23.388
----	----------	--------

19	1:49.363	24.199
----	----------	--------

36	1:49.140	24.246
----	----------	--------

27	1:57.845	2 Laps
----	----------	--------

42	2:05.619	1 Lap
----	----------	-------

3	2:00.363	1 Lap
---	----------	-------

17	1:57.001	1:03.023
----	----------	----------

26	1:52.789	1:07.027
----	----------	----------

43	1:53.100	1:11.215
----	----------	----------

45	1:53.573	1:12.079
----	----------	----------

16	1:53.378	1:12.400
----	----------	----------

47	1:53.720	1:22.016
----	----------	----------

20	1:53.628	1:22.473
----	----------	----------

48	1:53.570	1:22.954
----	----------	----------

23	1:49.252	1:31.576
----	----------	----------

25	1:57.400	1:39.581
----	----------	----------

21	1:49.485	
----	----------	--

15	1:47.230	08.334
----	----------	--------

8	1:47.159	09.274
---	----------	--------

42	2:00.675	1 Lap
----	----------	-------

27	1:50.663	2 Laps
----	----------	--------

33	1:49.095	23.571
----	----------	--------

22	1:49.030	24.893
----	----------	--------

19	1:48.547	25.920
----	----------	--------

36	1:48.690	26.190
----	----------	--------

3	2:00.953	1 Lap
---	----------	-------

17	1:54.613	57.106
----	----------	--------

26	1:52.906	1:05.322
----	----------	----------

43	1:53.682	1:09.199
----	----------	----------

45	1:53.107	1:09.590
----	----------	----------

16	1:54.125	1:10.106
----	----------	----------

47	1:53.916	1:19.380
----	----------	----------

20	1:53.653	1:19.929
----	----------	----------



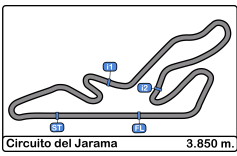
Circuito del Jarama

División 2

2ª Carrera

Mejores Sectores

Sector - 1				Sector - 2				Sector - 3				Vuelta Ideal vs Mejor Vuelta				
Clas	Nº	Piloto	Tiempo	Nº	Piloto	Tiempo	Nº	Piloto	Tiempo	Clas	Nº	Piloto	Vta. Ideal	Mejor V.	Clas	
1	21	Jose M. De Los Milagros	40.060	21	Jose M. De Los Milagros	34.675	21	Jose M. De Los Milagros	29.413	1	21	Jose M. De Los Milagros	1:44.148	1:46.183	1	
2	15	Carlos Esteban García	40.582	8	Luis García García	35.298	15	Carlos Esteban García	29.514	2	15	Carlos Esteban García	1:45.427	1:47.230	3	
3	8	Luis García García	40.682	15	Carlos Esteban García	35.331	8	Luis García García	29.560	3	8	Luis García García	1:45.540	1:46.528	2	
4	6	Francisco Comendador	40.744	6	Francisco Comendador	35.562	6	Francisco Comendador	29.680	4	6	Francisco Comendador	1:45.986	1:48.981	9	
5	33	Juan Francisco Gastañaga	40.975	23	Fernando J. Bea Marto	35.595	23	Fernando J. Bea Marto	30.028	5	33	Juan Francisco Gastañaga	1:46.870	1:48.539	4	
6	23	Fernando J. Bea Marto	41.457	33	Juan Francisco Gastañaga	35.774	33	Juan Francisco Gastañaga	30.121	6	23	Fernando J. Bea Marto	1:47.080	1:48.923	7	
7	19	Enrique Hernando Alonso	41.522	19	Enrique Hernando Alonso	35.797	19	Enrique Hernando Alonso	30.231	7	19	Enrique Hernando Alonso	1:47.550	1:48.547	5	
8	22	Sergio Morera Hernandez	41.692	36	Iván Hernández González	36.038	36	Iván Hernández González	30.456	8	36	Iván Hernández González	1:48.232	1:48.690	6	
9	36	Iván Hernández González	41.738	22	Sergio Morera Hernandez	36.087	22	Sergio Morera Hernandez	30.577	9	22	Sergio Morera Hernandez	1:48.356	1:48.946	8	
10	27	Javier Aguado Ortega	42.189	27	Javier Aguado Ortega	36.669	17	Francisco Pérez Sierra	31.324	10	27	Javier Aguado Ortega	1:50.389	1:50.657	10	
11	48	Jaime Luis Latapia Llinas	43.014	26	Hormigos Nicolás - Hernandez	37.260	27	Javier Aguado Ortega	31.531	11	26	Hormigos Nicolás - Hernandez	1:52.363	1:52.785	12	
12	16	Miguel Cadenas Vega	43.035	43	Antonio Angel Garcia	37.363	45	Alvaro Pinto Fernandez	31.871	12	45	Alvaro Pinto Fernandez	1:52.486	1:52.697	11	
13	45	Alvaro Pinto Fernandez	43.057	45	Alvaro Pinto Fernandez	37.558	48	Jaime Luis Latapia Llinas	31.878	13	17	Francisco Pérez Sierra	1:52.539	1:53.207	15	
14	26	Hormigos Nicolás - Hernandez	43.102	42	Jesus Hernandez Jimenez	37.758	16	Miguel Cadenas Vega	31.895	14	16	Miguel Cadenas Vega	1:52.714	1:53.337	16	
15	43	Antonio Angel Garcia	43.123	16	Miguel Cadenas Vega	37.784	20	Mario Alberto Moreno Rojas	31.997	15	43	Antonio Angel Garcia	1:52.784	1:53.100	14	
16	47	Alfonso Colomina Fajardo	43.144	46	Fernando Navarrete Rodrigo	37.861	26	Hormigos Nicolás - Hernandez	32.001	16	48	Jaime Luis Latapia Llinas	1:52.879	1:53.024	13	
17	17	Francisco Pérez Sierra	43.175	20	Mario Alberto Moreno Rojas	37.904	43	Antonio Angel Garcia	32.298	17	20	Mario Alberto Moreno Rojas	1:53.185	1:53.628	17	
18	20	Mario Alberto Moreno Rojas	43.284	48	Jaime Luis Latapia Llinas	37.987	47	Alfonso Colomina Fajardo	32.321	18	47	Alfonso Colomina Fajardo	1:53.528	1:53.720	18	
19	25	Javier Caño Hidalgo	44.100	17	Francisco Pérez Sierra	38.040	25	Javier Caño Hidalgo	32.643	19	42	Jesus Hernandez Jimenez	1:54.841	1:55.204	19	
20	42	Jesus Hernandez Jimenez	44.210	47	Alfonso Colomina Fajardo	38.063	42	Jesus Hernandez Jimenez	32.873	20	25	Javier Caño Hidalgo	1:55.512	1:55.642	20	
21	46	Fernando Navarrete Rodrigo	44.333	25	Javier Caño Hidalgo	38.769	3	Lucas Gonzalez-Anleo	34.081	21	3	Lucas Gonzalez-Anleo	2:00.086	2:00.363	21	
22	3	Lucas Gonzalez-Anleo	45.486	3	Lucas Gonzalez-Anleo	40.519	46	Fernando Navarrete Rodrigo	44.504	22	46	Fernando Navarrete Rodrigo	2:06.698	2:06.917	22	
23	50	Sergio Gualix Piris	48.065	44	Mariano Esteban Trilla	1:00.745	44	Mariano Esteban Trilla	48.731	23	44	Mariano Esteban Trilla	2:37.705	2:37.705	23	
24	44	Mariano Esteban Trilla	48.229	50	Sergio Gualix Piris	Transpon	50	Sergio Gualix Piris	Transpon	24	50	Sergio Gualix Piris	Transpon	Transpo	24	
25	13	Luis Ruiz Moya	2:29.146	13	Luis Ruiz Moya	Transpon	13	Luis Ruiz Moya	Transpon	25	13	Luis Ruiz Moya	Transpon	Transpo	25	
26	14	Juan Carlos Martin Hernandez	8:40.042	14	Juan Carlos Martin Hernandez	Transpon	14	Juan Carlos Martin Hernandez	Transpon	26	14	Juan Carlos Martin Hernandez	Transpon	Transpo	26	



Circuito del Jarama

División 2

2ª Carrera

Secuencia Líder

<u>Nº</u>	<u>Concursante</u>	<u>Piloto 1</u>	<u>Piloto 2</u>	<u>Vehículo</u>	<u>Cat</u>	<u>Vta. Inici</u>	<u>Vta. Fin</u>	<u>Vtas.</u>	<u>Total Vtas.</u>
8	A.D. DESGUACES LA TORRE	Luis García García		CUPRA TCR	6A	1	3	3	3
21	RACE	Jose M. De Los Milagros		SUBARU WRX Sti	5	4	12	9	9



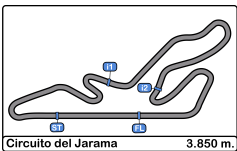
Circuito del Jarama

División 2

2ª Carrera

5 Mejores Tiempos

Cl	Nº	Concursante	Piloto 1	Piloto 2	Vehiculo	Cat	Cl	Mejor 1		Mejor 2		Mejor 3		Mejor 4		Mejor 5	
								Tiempo	Vta.	Tiempo	Vta.	Tiempo	Vta.	Tiempo	Vta.	Tiempo	Vta.
1	21	RACE	Jose M. De Los Milagros		SUBARU WRX Sti	5	1	1:46.183	6	1:46.438	8	1:46.459	5	1:46.839	7	1:46.986	4
2	8	A.D. DESGUACES LA TORRE	Luis García García		CUPRA TCR	6A	1	1:46.528	10	1:46.883	9	1:47.099	12	1:47.159	11	1:48.189	8
3	15	A.D. DESGUACES LA TORRE	Carlos Esteban García		SEAT LEON MK 2	5	2	1:47.230	11	1:47.675	12	1:47.705	10	1:47.859	5	1:48.093	9
4	33	A.D. DESGUACES LA TORRE	Juan Francisco Gastañaga Martínez		SEAT LEON MK 2	6A	2	1:48.539	10	1:48.850	4	1:48.916	9	1:49.095	11	1:49.364	5
5	19	A.D. DESGUACES LA TORRE	Enrique Hernando Alonso	Jr	RENAULT CLIO CUP IV	4	1	SMC 1:48.547	11	1:48.593	9	1:49.024	10	1:49.233	7	1:49.269	8
6	36	CHEFO SPORT	Iván Hernández González	Jr	RENAULT CLIO CUP IV	4	2	1:48.690	11	1:48.769	10	1:48.800	9	1:48.997	8	1:49.070	7
7	23	C.D.E. ULTIMA VUELTA	Fernando J. Bea Marton		SEAT LEON MK 2	5	3	1:48.923	11	1:49.252	12	1:49.726	9	1:49.794	10	1:50.372	4
8	22	SMC Junior Motorsport	Sergio Morera Hernandez		RENAULT CLIO CUP IV	4	3	SMC 1:48.946	10	1:49.030	11	1:49.124	9	1:49.579	12	1:50.024	8
9	6	C.D.E. DEYSCOM SPORT	Francisco Comendador Romero		SUBARU WRX Sti	5	4	1:48.981	5	1:50.145	4	2:10.131	1	4:02.658	2	4:05.908	3
10	27	SMC Junior Motorsport	Javier Aguado Ortega		RENAULT CLIO CUP IV	4	4	1:50.657	8	1:50.663	9	1:54.300	7	1:56.304	6	1:57.845	10
11	45	SMC Junior Motorsport	Alvaro Pinto Fernandez		RENAULT CLIO CUP III	3	1	SMC 1:52.697	8	1:53.107	11	1:53.573	12	1:53.578	10	1:53.911	9
12	26	RACE	Borja Hormigos Nicolás	Hector Hernandez Benito	MINI Challenge	3	2	1:52.785	9	1:52.789	12	1:52.906	11	1:53.254	8	1:54.216	10
13	48	SMC Junior Motorsport	Jaime Luis Latapia Llinas		RENAULT CLIO CUP III	3	3	SMC 1:53.024	9	1:53.570	12	1:53.769	11	1:54.214	8	1:54.354	10
14	43	SMC Junior Motorsport	Antonio Angel Garcia Delicado		RENAULT CLIO CUP IV	4	5	SMC 1:53.100	12	1:53.682	11	1:53.774	10	1:54.183	9	1:55.531	7
15	17	C.D.E. ULTIMA VUELTA	Francisco Pérez Sierra		PEUGEOT 207 EVO	4	6	1:53.207	9	1:53.615	4	1:53.657	8	1:53.674	10	1:54.201	7
16	16	SMC Junior Motorsport	Miguel Cadenas Vega		RENAULT CLIO CUP III	3	4	SMC 1:53.337	10	1:53.378	12	1:53.886	8	1:54.125	11	1:54.366	9
17	20	SMC Junior Motorsport	Mario Alberto Moreno Rojas		RENAULT CLIO CUP III	3	5	SMC 1:53.628	12	1:53.653	11	1:53.794	8	1:53.861	9	1:54.347	10
18	47	A.D. DESGUACES LA TORRE	Alfonso Colomina Fajardo		RENAULT CLIO CUP III	3	6	1:53.720	12	1:53.916	11	1:54.291	10	1:54.749	9	1:55.610	7
19	42	CHEFO SPORT	Jesus Hernandez Jimenez		RENAULT CLIO CUP IV	4	7	1:55.204	7	1:56.845	6	1:58.025	5	1:59.354	9	2:00.675	10
20	25	C.D.E. ULTIMA VUELTA	Javier Caño Hidalgo		RENAULT CLIO CUP IV	4	8	1:55.642	9	1:56.084	8	1:56.242	11	1:56.385	10	1:56.755	7
21	3	A.E.C.D.	Lucas Gonzalez-Anleo Polo		PORSCHE 968 CS	CL	1	2:00.363	11	2:00.953	10	2:04.436	7	2:07.419	5	2:07.733	9
22	46	A.D. DESGUACES LA TORRE	Fernando Navarrete Rodrigo		RENAULT CLIO CUP III	3	7	2:06.917	4	2:28.345	1	3:59.742	3	3:59.801	2		
23	44	SMC Junior Motorsport	Mariano Esteban Trilla		RENAULT CLIO CUP IV	4	9	SMC 2:37.705	1								
24	13	C.D.E. ULTIMA VUELTA	Luis Ruiz Moya		SEAT LEON MK 2	5	5										
25	14	ESCUADERIA GREDOS	Juan Carlos Martin Hernandez		MINI COOPER 1.5 T	3	8										
26	50	ESCUADERIA LEMANS	Sergio Gualix Piris		SEAT LEON MK 2	5	6										



Circuito del Jarama

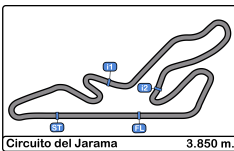
División 2

2ª Carrera

Secuencia Vueltas Rápidas

<u>Vta.</u>	<u>Hora Día</u>	<u>Tiempo Sesión</u>	<u>Nº</u>	<u>Concursante</u>	<u>Piloto 1</u>	<u>Piloto 2</u>	<u>Vehículo</u>	<u>Cat</u>	<u>Tiempo</u>	<u>Km/h</u>
4	16:38:49.162	2:12:07.162	21	RACE	Jose M. De Los Milagros		SUBARU WRX Sti	5	1:46.986	129.5
5	16:40:35.621	2:13:53.621	21	RACE	Jose M. De Los Milagros		SUBARU WRX Sti	5	1:46.459	130.1
6	16:42:21.804	2:15:39.804	21	RACE	Jose M. De Los Milagros		SUBARU WRX Sti	5	1:46.183	130.5





Circuito del Jarama

División 2

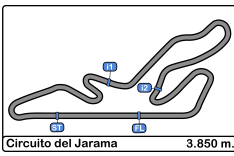
2ª Carrera

Cuentavueltas

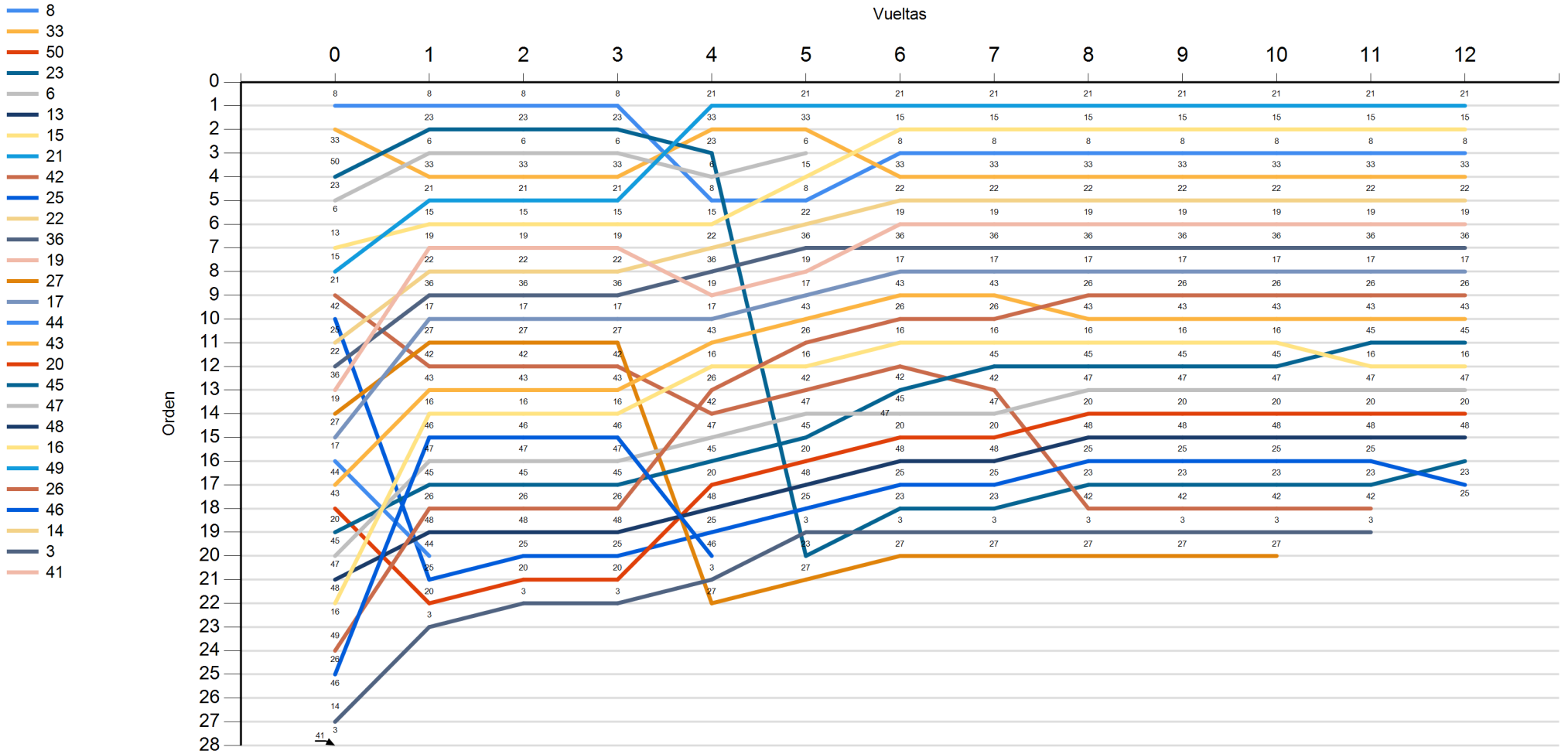
Vta.

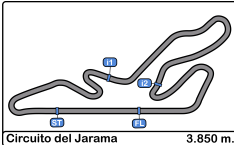
Nr	Po	Grid	1	2	3	4	5	6	7	8	9	10	11	12
8	1	8	8	8	8	21	21	21	21	21	21	21	21	21
33	2	33	23	23	23	33	33	15	15	15	15	15	15	15
50	3	50	6	6	6	23	6	8	8	8	8	8	8	8
23	4	23	33	33	33	6	15	33	33	33	33	33	33	33
6	5	6	21	21	21	8	8	22	22	22	22	22	22	22
13	6	13	15	15	15	15	22	19	19	19	19	19	19	19
15	7	15	19	19	19	22	36	36	36	36	36	36	36	36
21	8	21	22	22	22	36	19	17	17	17	17	17	17	17
42	9	42	36	36	36	19	17	43	43	26	26	26	26	26
25	10	25	17	17	17	17	43	26	26	43	43	43	43	43
22	11	22	27	27	27	43	26	16	16	16	16	16	45	45
36	12	36	42	42	42	16	16	42	45	45	45	45	16	16
19	13	19	43	43	43	26	42	45	42	47	47	47	47	47
27	14	27	16	16	16	42	47	47	47	20	20	20	20	20
17	15	17	46	46	46	47	45	20	20	48	48	48	48	48
44	16	44	47	47	47	45	20	48	48	25	25	25	25	23
43	17	43	45	45	45	20	48	25	25	23	23	23	23	25
20	18	20	26	26	26	48	25	23	23	42	42	42	42	
45	19	45	48	48	48	25	3	3	3	3	3	3	3	
47	20	47	44	25	25	46	23	27	27	27	27	27		
48	21	48	25	20	20	3	27							
16	22	16	20	3	3	27								
49	23	49	3											
26	24	26												
46	25	46												
14	26	14												
3	27	3												
41	28	41												





Circuito del Jarama
División 2
2ª Carrera
Cuentavueltas Gráfico





Circuito del Jarama

División 2

1ª Carrera

Resultados Finales

Cls	Nº	Concursante	Piloto 1	Piloto 2	Vehiculo	Cat	Cl	Vtas.	Tiempo	Dif 1º	Intervalo	Km/h	V.R.	Tiempo	Km/h
1	21	RACE	Jose M. De Los Milagros		SUBARU WRX Sti	5	1	9	15:43.444			132.2	2	1:43.533	133.8
2	33	A.D. DESGUACES LA TORR	Juan Francisco Gastañaga		SEAT LEON MK 2	6A	1	9	15:49.350	5.906	5.906	131.3	5	1:44.301	132.8
3	15	A.D. DESGUACES LA TORR	Carlos Esteban García		SEAT LEON MK 2	5	2	9	15:50.837	7.393	1.487	131.1	4	1:44.856	132.1
4	6	C.D.E. DEYSCOM SPORT	Francisco Comendador Romero		SUBARU WRX Sti	5	3	9	15:57.454	14.010	6.617	130.2	7	1:45.610	131.2
5	13	C.D.E. ULTIMA VUELTA	Luis Ruiz Moya		SEAT LEON MK 2	5	4	9	16:07.395	23.951	9.941	128.9	4	1:46.239	130.4
6	19	A.D. DESGUACES LA TORR	Enrique Hernando Alonso	Jr	RENAULT CLIO CUP IV	4	1	SMC 9	16:09.493	26.049	2.098	128.6	4	1:46.708	129.8
7	8	A.D. DESGUACES LA TORR	Luis García García		CUPRA TCR	6A	2	9	16:21.344	37.900	11.851	127.1	5	1:45.607	131.2
8	36	CHEFO SPORT	Iván Hernández González	Jr	RENAULT CLIO CUP IV	4	2	9	16:23.803	40.359	2.459	126.7	2	1:47.686	128.7
9	22	SMC Junior Motorsport	Sergio Morera Hernandez		RENAULT CLIO CUP IV	4	3	SMC 9	16:27.134	43.690	3.331	126.3	2	1:48.026	128.3
10	46	A.D. DESGUACES LA TORR	Fernando Navarrete Rodrigo		RENAULT CLIO CUP III	3	1	9	16:36.289	52.845	9.155	125.2	4	1:49.856	126.1
11	23	C.D.E. ULTIMA VUELTA	Fernando J. Bea Marton		SEAT LEON MK 2	5	5	9	16:39.865	56.421	3.576	124.7	6	1:46.978	129.5
12	26	RACE	Borja Hormigos Nicolás	Hector Hernandez Benito	MINI Challenge	3	2	9	16:56.325	1:12.881	16.460	122.7	2	1:51.265	124.5
13	16	SMC Junior Motorsport	Miguel Cadenas Vega		RENAULT CLIO CUP III	3	3	SMC 9	17:07.377	1:23.933	11.052	121.4	3	1:50.767	125.1
14	49	SMC Junior Motorsport	Pablo Marcos Santamaria		RENAULT CLIO CUP III	3	4	SMC 9	17:10.268	1:26.824	2.891	121.0	3	1:52.763	122.9
15	25	C.D.E. ULTIMA VUELTA	Javier Caño Hidalgo		RENAULT CLIO CUP IV	4	4	9	17:10.873	1:27.429	0.605	121.0	7	1:52.321	123.3
16	27	SMC Junior Motorsport	Javier Aguado Ortega		RENAULT CLIO CUP IV	4	5	9	17:10.879	1:27.435	0.006	121.0	5	1:48.528	127.7
17	50	ESCUDERIA LEMANS	Sergio Gualix Piris		SEAT LEON MK 2	5	6	9	17:11.734	1:28.290	0.855	120.9	8	1:51.539	124.2
18	48	SMC Junior Motorsport	Jaime Luis Latapia Llinas		RENAULT CLIO CUP III	3	5	SMC 9	17:12.500	1:29.056	0.766	120.8	8	1:51.401	124.4
19	47	A.D. DESGUACES LA TORR	Alfonso Colomina Fajardo		RENAULT CLIO CUP III	3	6	9	17:15.025	1:31.581	2.525	120.5	7	1:52.113	123.6
20	45	SMC Junior Motorsport	Alvaro Pinto Fernandez		RENAULT CLIO CUP III	3	7	SMC 9	17:16.420	1:32.976	1.395	120.3	7	1:50.742	125.1
21	43	SMC Junior Motorsport	Antonio Angel Garcia Delicado		RENAULT CLIO CUP IV	4	6	SMC 9	17:16.934	1:33.490	0.514	120.2	8	1:52.304	123.4
22	42	CHEFO SPORT	Jesus Hernandez Jimenez		RENAULT CLIO CUP IV	4	7	9	17:18.351	1:34.907	1.417	120.1	3	1:53.190	122.4
23	20	SMC Junior Motorsport	Mario Alberto Moreno Rojas		RENAULT CLIO CUP III	3	8	SMC 9	17:28.587	1:45.143	10.236	118.9	9	1:53.447	122.1
24	14	ESCUDERIA GREDOS	Juan Carlos Martin Hernandez		MINI COOPER 1.5 T	3	9	9	17:34.692	1:51.248	6.105	118.2	8	1:54.755	120.7
25	3	A.E.C.D.	Lucas Gonzalez-Anleo Polo		PORSCHE 968 CS	CL	1	8	16:30.270	1 Vta	1 Vta	111.9	3	1:58.998	116.4
No clasificados: (Requerimientos: 75% del número de vueltas del lider = 7 Vueltas)															
41	41	Club Jarama Sport	Diego Blanco Torrecilla		PORSCHE 928	CL	2	1	2:05.808	8 Vtas	7 Vtas	110.1	1	2:05.808	110.1
38	38	JORGE OTERO AGREDA	Jorge Otero Agreda		SEAT LEON MK 2	5	7								
44	44	SMC Junior Motorsport	Mariano Esteban Trilla		RENAULT CLIO CUP IV	4	8	SMC							
17	17	C.D.E. ULTIMA VUELTA	Francisco Pérez Sierra		PEUGEOT 207 EVO	4	9								

Vuelta Rápida Jose M. De Los Milagros en 1:43.533 a 133.9 Km/h en la vuelta 2

Publicado a las:.....

Comisarios Deportivos:	Director de Carrera:	Cronometrador:
-------------------------------	-----------------------------	-----------------------