




# Campeonato RACE de Turismos - 2ª Prueba

## División I

Circuito del Jarama

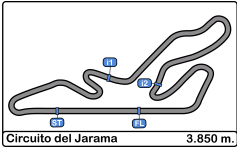
13 de abril de 2019

*Libro de resultados*



Cronococa S.L.

[www.cronococa.com](http://www.cronococa.com)



# Circuito del Jarama

## División 1

### Entrenamiento cronometrado

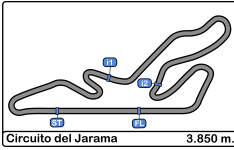
### Resultados Provisionales

| Cls | Nº | Concursante                  | Piloto 1                     | Piloto 2                  | Vehiculo              | Cat | Cls | Vtas. | V.R. | Tiempo          | Dif 1º   | Intervalo | Km/h  |
|-----|----|------------------------------|------------------------------|---------------------------|-----------------------|-----|-----|-------|------|-----------------|----------|-----------|-------|
| 1   | 15 | EFICAR TEAM                  | Jesus Lopez-Pozuelo Rivas    |                           | PEUGEOT 205 1.6       | 2B  | 1   | 14    | 13   | <b>1:48.930</b> |          |           | 127.2 |
| 2   | 1  | IGNACIO LEIRANA CASTILLO     | Ignacio J. Leirana Castillo  |                           | CITROEN AX 1.6        | 2B  | 2   | 10    | 9    | <b>1:49.306</b> | 0.376    | 0.376     | 126.7 |
| 3   | 12 | RASANTE SPORT                | Jaime Cela Talavera          |                           | CITROEN SAXO 1.6      | 2B  | 3   | 11    | 10   | <b>1:54.025</b> | 5.095    | 4.719     | 121.5 |
| 4   | 8  | ESCUADERIA GREDOS            | Javier Moreno García         |                           | PEUGEOT 205 1.6       | 2B  | 4   | 12    | 7    | <b>1:54.335</b> | 5.405    | 0.310     | 121.2 |
| 5   | 31 | C.D.E. DEYSCOM SPORT         | Oscar Plazio Gómez           |                           | HONDA CIVIC 1.6       | 2B  | 5   | 8     | 7    | <b>1:55.064</b> | 6.134    | 0.729     | 120.4 |
| 6   | 9  | EFICAR TEAM                  | Santiago Castilla Salinero   |                           | HYUNDAI GETZ 1.5 CRDi | 2B  | 6   | 7     | 6    | <b>1:56.046</b> | 7.116    | 0.982     | 119.4 |
| 7   | 29 | C.D.E. DEYSCOM SPORT         | Carlos Plazio Gómez          |                           | CITROEN SAXO 1.6      | 2A  | 1   | 6     | 4    | <b>1:56.798</b> | 7.868    | 0.752     | 118.6 |
| 8   | 5  | C.D.E. ULTIMA VUELTA         | Juan C. Fernandez Pedrero    |                           | CITROEN AX 1.6        | EN  | 1   | 8     | 6    | <b>1:56.829</b> | 7.899    | 0.031     | 118.6 |
| 9   | 18 | C.D.E. ULTIMA VUELTA         | Francisco Torres Alcala      | Jr                        | HYUNDAI GETZ 1.5 CRDi | 2A  | 2   | 14    | 11   | <b>1:57.048</b> | 8.118    | 0.219     | 118.4 |
| 10  | 28 | VSR MOTORSPORT               | Enrique Sánchez González     | Rk                        | BMW E36 325i          | EN  | 2   | 11    | 5    | <b>1:57.234</b> | 8.304    | 0.186     | 118.2 |
| 11  | 20 | EFICAR TEAM                  | Juan Carlos Lopez Olmo       |                           | MERCEDES BENZ 190 2.3 | EN  | 3   | 9     | 6    | <b>1:57.790</b> | 8.860    | 0.556     | 117.6 |
| 12  | 47 | C.D.E. ULTIMA VUELTA         | Miguel A. Abuin Taeño        |                           | PEUGEOT 205 2.0       | EN  | 4   | 11    | 7    | <b>1:57.817</b> | 8.887    | 0.027     | 117.6 |
| 13  | 14 | RACE                         | Christian García García      | Jr                        | HYUNDAI ACCENT 1.6    | 2A  | 3   | 12    | 9    | <b>1:58.805</b> | 9.875    | 0.988     | 116.6 |
| 14  | 17 | RACE                         | Ernesto Nava Hidalgo         |                           | MAZDA RX8 Sport Cup   | 2A  | 4   | 16    | 9    | <b>1:59.820</b> | 10.890   | 1.015     | 115.6 |
| 15  | 19 | C.D.E. ULTIMA VUELTA         | Adrián Martín Abrales        | Rk                        | HYUNDAI GETZ 1.5 CRDi | 2A  | 5   | 11    | 9    | <b>2:00.130</b> | 11.200   | 0.310     | 115.3 |
| 16  | 27 | EFICAR TEAM                  | Teo Antonio Pérez Palomo     |                           | BMW E36 325i          | EN  | 5   | 14    | 13   | <b>2:00.256</b> | 11.326   | 0.126     | 115.2 |
| 17  | 4  | LA RUINA RACING              | Luis Barroso Catalina        |                           | HONDA CIVIC 1.6       | 2A  | 6   | 7     | 7    | <b>2:00.259</b> | 11.329   | 0.003     | 115.2 |
| 18  | 16 | VSR MOTORSPORT               | Raúl Ramperez Morán          | Oscar Auñon Fernandez     | BMW 325i              | EN  | 6   | 17    | 6    | <b>2:00.968</b> | 12.038   | 0.709     | 114.5 |
| 19  | 23 | A.D. CLEMENTE ARROYO         | Jesus Escolar Álvarez        | Antonio Vigara Tena       | HYUNDAI ACCENT 1.5    | 2A  | 7   | 16    | 6    | <b>2:01.949</b> | 13.019   | 0.981     | 113.6 |
| 20  | 30 | ESCUADERIA MADRID HISTORICOS | Julio Chapatte Cortes        | Jaime Artajo De No        | BMW E30 325i          | EN  | 7   | 16    | 6    | <b>2:02.302</b> | 13.372   | 0.353     | 113.3 |
| 21  | 45 | CLUB AUTOMOVIL SIERO         | Jose Luis Crespillo Calderón | Miguel Angel Ureña García | FORD PUMA 1.6         | 1   | 1   | 10    | 9    | <b>2:03.755</b> | 14.825   | 1.453     | 111.9 |
| 22  | 24 | JOSE D. BARTOL SALAZAR       | José David Bartol Salazar    | Rk                        | OPEL KADETT 2.0       | EN  | 8   | 13    | 12   | <b>2:04.093</b> | 15.163   | 0.338     | 111.6 |
| 23  | 40 | ANDRES SANCHEZ PEREZ         | Andrés Sanchez Perez         |                           | HONDA CIVIC 1.6       | EN  | 9   | 16    | 10   | <b>2:04.502</b> | 15.572   | 0.409     | 111.3 |
| 24  | 38 | RASANTE SPORT                | Eduardo Martin Martinez      | Miguel Angel Martin Calvo | VOLKSWAGEN GOLF       | EN  | 10  | 13    | 3    | <b>2:09.014</b> | 20.084   | 4.512     | 107.4 |
| 25  | 46 | EFICAR TEAM                  | José M. Rodriguez Cañibano   | Rk                        | TOYOTA AYGO           | KR  | 1   | 13    | 6    | <b>2:16.852</b> | 27.922   | 7.838     | 101.2 |
| 26  | 49 | EFICAR TEAM                  | Jorge J. Rodriguez Cañibano  |                           | TOYOTA AYGO           | KR  | 2   | 10    | 7    | <b>2:16.897</b> | 27.967   | 0.045     | 101.2 |
| 27  | 48 | AS PONTES MOTORSPORT         | Antonio Otero Montero        |                           | TOYOTA AYGO           | KR  | 3   | 14    | 10   | <b>2:17.554</b> | 28.624   | 0.657     | 100.7 |
| 28  | 50 | A.E.C.D.                     | Alvaro Serrano Aguilar       |                           | TOYOTA AYGO           | KR  | 4   | 11    | 9    | <b>2:18.216</b> | 29.286   | 0.662     | 100.2 |
| 29  | 11 | PARADINAS MOTORSPORT         | Agustín Gómez Serrano        |                           | HYUNDAI GETZ 1.6      | 2A  | 8   | 4     | 2    | <b>3:09.252</b> | 1:20.322 | 51.036    | 73.2  |

Publicado a las:.....

|                               |                             |                       |
|-------------------------------|-----------------------------|-----------------------|
| <b>Comisarios Deportivos:</b> | <b>Director de Carrera:</b> | <b>Cronometrador:</b> |
|-------------------------------|-----------------------------|-----------------------|





# Circuito del Jarama

## División 1

### Entrenamiento cronometrado

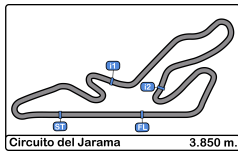
### Resultados Provisionales por categoría

| Cls       | Nº | Concursante                  | Piloto 1                     | Piloto 2                  | Vehiculo              | Cat | Cls | Vtas. | Tiemp | Tiempo   | Dif 1º   | Intervalo | Km/h  |
|-----------|----|------------------------------|------------------------------|---------------------------|-----------------------|-----|-----|-------|-------|----------|----------|-----------|-------|
| <b>2B</b> |    |                              |                              |                           |                       |     |     |       |       |          |          |           |       |
| 1         | 15 | EFICAR TEAM                  | Jesus Lopez-Pozuelo Rivas    |                           | PEUGEOT 205 1.6       | 2B  | 1   | 14    | 13    | 1:48.930 |          |           | 127.2 |
| 2         | 1  | IGNACIO LEIRANA CASTILLO     | Ignacio J. Leirana Castillo  |                           | CITROEN AX 1.6        | 2B  | 2   | 10    | 9     | 1:49.306 | 0.376    | 0.376     | 126.7 |
| 3         | 12 | RASANTE SPORT                | Jaime Cela Talavera          |                           | CITROEN SAXO 1.6      | 2B  | 3   | 11    | 10    | 1:54.025 | 5.095    | 4.719     | 121.5 |
| 4         | 8  | ESCUADERIA GREDOS            | Javier Moreno García         |                           | PEUGEOT 205 1.6       | 2B  | 4   | 12    | 7     | 1:54.335 | 5.405    | 0.310     | 121.2 |
| 5         | 31 | C.D.E. DEYSCOM SPORT         | Oscar Plazio Gómez           |                           | HONDA CIVIC 1.6       | 2B  | 5   | 8     | 7     | 1:55.064 | 6.134    | 0.729     | 120.4 |
| 6         | 9  | EFICAR TEAM                  | Santiago Castilla Salinero   |                           | HYUNDAI GETZ 1.5 CRDi | 2B  | 6   | 7     | 6     | 1:56.046 | 7.116    | 0.982     | 119.4 |
| <b>2A</b> |    |                              |                              |                           |                       |     |     |       |       |          |          |           |       |
| 1         | 29 | C.D.E. DEYSCOM SPORT         | Carlos Plazio Gómez          |                           | CITROEN SAXO 1.6      | 2A  | 1   | 6     | 4     | 1:56.798 |          |           | 118.6 |
| 2         | 18 | C.D.E. ULTIMA VUELTA         | Francisco Torres Alcalá      | Jr                        | HYUNDAI GETZ 1.5 CRDi | 2A  | 2   | 14    | 11    | 1:57.048 | 0.250    | 0.250     | 118.4 |
| 3         | 14 | RACE                         | Christian García García      | Jr                        | HYUNDAI ACCENT 1.6    | 2A  | 3   | 12    | 9     | 1:58.805 | 2.007    | 1.757     | 116.6 |
| 4         | 17 | RACE                         | Ernesto Nava Hidalgo         |                           | MAZDA RX8 Sport Cup   | 2A  | 4   | 16    | 9     | 1:59.820 | 3.022    | 1.015     | 115.6 |
| 5         | 19 | C.D.E. ULTIMA VUELTA         | Adrián Martín Abrales        | Rk                        | HYUNDAI GETZ 1.5 CRDi | 2A  | 5   | 11    | 9     | 2:00.130 | 3.332    | 0.310     | 115.3 |
| 6         | 4  | LA RUINA RACING              | Luis Barroso Catalina        |                           | HONDA CIVIC 1.6       | 2A  | 6   | 7     | 7     | 2:00.259 | 3.461    | 0.129     | 115.2 |
| 7         | 23 | A.D. CLEMENTE ARROYO         | Jesus Escolar Álvarez        | Antonio Vígara Tena       | HYUNDAI ACCENT 1.5    | 2A  | 7   | 16    | 6     | 2:01.949 | 5.151    | 1.690     | 113.6 |
| 8         | 11 | PARADINAS MOTORSPORT         | Agustín Gómez Serrano        |                           | HYUNDAI GETZ 1.6      | 2A  | 8   | 4     | 2     | 3:09.252 | 1:12.454 | 1:07.303  | 73.2  |
| <b>EN</b> |    |                              |                              |                           |                       |     |     |       |       |          |          |           |       |
| 1         | 5  | C.D.E. ULTIMA VUELTA         | Juan C. Fernandez Pedrero    |                           | CITROEN AX 1.6        | EN  | 1   | 8     | 6     | 1:56.829 |          |           | 118.6 |
| 2         | 28 | VSR MOTORSPORT               | Enrique Sánchez González     | Rk                        | BMW E36 325i          | EN  | 2   | 11    | 5     | 1:57.234 | 0.405    | 0.405     | 118.2 |
| 3         | 20 | EFICAR TEAM                  | Juan Carlos Lopez Olmo       |                           | MERCEDES BENZ 190 2.3 | EN  | 3   | 9     | 6     | 1:57.790 | 0.961    | 0.556     | 117.6 |
| 4         | 47 | C.D.E. ULTIMA VUELTA         | Miguel A. Abuin Taño         |                           | PEUGEOT 205 2.0       | EN  | 4   | 11    | 7     | 1:57.817 | 0.988    | 0.027     | 117.6 |
| 5         | 27 | EFICAR TEAM                  | Teo Antonio Pérez Palomo     |                           | BMW E36 325i          | EN  | 5   | 14    | 13    | 2:00.256 | 3.427    | 2.439     | 115.2 |
| 6         | 16 | VSR MOTORSPORT               | Raúl Ramperez Morán          | Oscar Auñón Fernandez     | BMW 325i              | EN  | 6   | 17    | 6     | 2:00.968 | 4.139    | 0.712     | 114.5 |
| 7         | 30 | ESCUADERIA MADRID HISTORICOS | Julio Chapatte Cortes        | Jaime Artajo De No        | BMW E30 325i          | EN  | 7   | 16    | 6     | 2:02.302 | 5.473    | 1.334     | 113.3 |
| 8         | 24 | JOSE D. BARTOL SALAZAR       | José David Bartol Salazar    | Rk                        | OPEL KADETT 2.0       | EN  | 8   | 13    | 12    | 2:04.093 | 7.264    | 1.791     | 111.6 |
| 9         | 40 | ANDRES SANCHEZ PEREZ         | Andrés Sanchez Perez         |                           | HONDA CIVIC 1.6       | EN  | 9   | 16    | 10    | 2:04.502 | 7.673    | 0.409     | 111.3 |
| 10        | 38 | RASANTE SPORT                | Eduardo Martín Martínez      | Miguel Angel Martin Calvo | VOLKSWAGEN GOLF       | EN  | 10  | 13    | 3     | 2:09.014 | 12.185   | 4.512     | 107.4 |
| <b>1</b>  |    |                              |                              |                           |                       |     |     |       |       |          |          |           |       |
| 1         | 45 | CLUB AUTOMOVIL SIERO         | Jose Luis Crespillo Calderón | Miguel Angel Ureña García | FORD PUMA 1.6         | 1   | 1   | 10    | 9     | 2:03.755 |          |           | 111.9 |
| <b>KR</b> |    |                              |                              |                           |                       |     |     |       |       |          |          |           |       |
| 1         | 46 | EFICAR TEAM                  | José M. Rodríguez Cañibano   | Rk                        | TOYOTA AYGO           | KR  | 1   | 13    | 6     | 2:16.852 |          |           | 101.2 |
| 2         | 49 | EFICAR TEAM                  | Jorge J. Rodríguez Cañibano  |                           | TOYOTA AYGO           | KR  | 2   | 10    | 7     | 2:16.897 | 0.045    | 0.045     | 101.2 |
| 3         | 48 | AS PONTES MOTORSPORT         | Antonio Otero Montero        |                           | TOYOTA AYGO           | KR  | 3   | 14    | 10    | 2:17.554 | 0.702    | 0.657     | 100.7 |
| 4         | 50 | A.E.C.D.                     | Alvaro Serrano Aguilar       |                           | TOYOTA AYGO           | KR  | 4   | 11    | 9     | 2:18.216 | 1.364    | 0.662     | 100.2 |

Publicado a las:.....

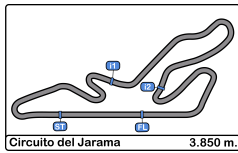
|                               |                             |                       |
|-------------------------------|-----------------------------|-----------------------|
| <b>Comisarios Deportivos:</b> | <b>Director de Carrera:</b> | <b>Cronometrador:</b> |
|-------------------------------|-----------------------------|-----------------------|





**Circuito del Jarama**  
**División 1**  
**Entrenamiento cronometrado**  
**Tiempos Por Vuelta**

| 1                             |   |             |             |          |          |       | 9                            |                         |   |             |             |          |          |       |             |
|-------------------------------|---|-------------|-------------|----------|----------|-------|------------------------------|-------------------------|---|-------------|-------------|----------|----------|-------|-------------|
| 1 Ignacio J. Leirana Castillo |   |             |             |          |          |       | 1 Santiago Castilla Salinero |                         |   |             |             |          |          |       |             |
| CITROEN AX 1.6                |   |             |             |          |          |       | HYUNDAI GETZ 1.5 CRDI        |                         |   |             |             |          |          |       |             |
| 2B                            |   |             |             |          |          |       | 2B                           |                         |   |             |             |          |          |       |             |
| 2                             |   |             |             |          |          |       | 2                            |                         |   |             |             |          |          |       |             |
| IGNACIO LEIRANA CASTILLO      |   |             |             |          |          |       | EFICAR TEAM                  |                         |   |             |             |          |          |       |             |
| Vta                           | D | Tiempo      | Sector 1    | Sector 2 | Sector 3 | V.Max | Elapsed                      | Vta                     | D | Tiempo      | Sector 1    | Sector 2 | Sector 3 | V.Max | Elapsed     |
| 1                             |   | 9:04:16.541 | 9:02:45.489 | 53.114   | 37.938   |       | 9:04:16.541                  | 1                       |   | 9:06:21.316 | 9:04:17.161 | 43.778   | 1:20.377 |       | 9:06:21.316 |
| 2                             |   | 2:03.762    | 47.383      | 41.620   | 34.759   |       | 9:06:20.303                  | 2                       |   | 1:58.690    | 46.005      | 39.942   | 32.743   |       | 9:08:20.006 |
| 3                             |   | 1:53.250    | 44.437      | 37.779   | 31.034   |       | 9:08:13.553                  | 3                       |   | 2:12.911 P  | 45.023      | 42.948   | 44.940   |       | 9:10:32.917 |
| 4                             |   | 1:52.122    | 43.209      | 37.657   | 31.256   |       | 9:10:05.675                  | 4                       |   | 3:58.703    | 2:46.346    | 39.899   | 32.458   |       | 9:14:31.620 |
| 5                             |   | 1:50.123    | 42.557      | 36.904   | 30.662   |       | 9:11:55.798                  | 5                       |   | 1:56.972    | 45.052      | 39.458   | 32.462   |       | 9:16:28.592 |
| 6                             |   | 1:50.110    | 42.255      | 37.440   | 30.415   |       | 9:13:45.908                  | 6                       |   | 1:56.046    | 44.410      | 39.263   | 32.373   |       | 9:18:24.638 |
| 7                             |   | 1:50.565    | 43.388      | 36.729   | 30.448   |       | 9:15:36.473                  | 7                       |   | 2:32.188 P  | 54.379      | 47.987   | 49.822   |       | 9:20:56.826 |
| 8                             |   | 1:50.992    | 42.590      | 36.608   | 31.794   |       | 9:17:27.465                  | <b>11</b>               |   |             |             |          |          |       |             |
| 9                             |   | 1:49.306    | 42.196      | 36.609   | 30.501   |       | 9:19:16.771                  | 1 Agustín Gómez Serrano |   |             |             |          |          |       |             |
| 10                            |   | 2:20.560 P  | 47.103      | 49.307   | 44.150   |       | 9:21:37.331                  | HYUNDAI GETZ 1.6        |   |             |             |          |          |       |             |
| <b>4</b>                      |   |             |             |          |          |       | 2A                           |                         |   |             |             |          |          |       |             |
| 1 Luis Barroso Catalina       |   |             |             |          |          |       | 2                            |                         |   |             |             |          |          |       |             |
| HONDA CIVIC 1.6               |   |             |             |          |          |       | PARADINAS MOTORSPORT         |                         |   |             |             |          |          |       |             |
| 2A                            |   |             |             |          |          |       | 2                            |                         |   |             |             |          |          |       |             |
| LA RUINA RACING               |   |             |             |          |          |       |                              |                         |   |             |             |          |          |       |             |
| Vta                           | D | Tiempo      | Sector 1    | Sector 2 | Sector 3 | V.Max | Elapsed                      | Vta                     | D | Tiempo      | Sector 1    | Sector 2 | Sector 3 | V.Max | Elapsed     |
| 1                             |   | 9:04:06.899 | 9:02:33.480 | 52.611   | 40.808   |       | 9:04:06.899                  | 1                       |   | 9:04:16.650 | 9:02:34.359 | 58.250   | 44.041   |       | 9:04:16.650 |
| 2                             |   | 2:25.646    | 58.827      | 47.797   | 39.022   |       | 9:06:32.545                  | 2                       |   | 3:09.252 P  | 1:04.883    | 1:11.635 | 52.734   |       | 9:07:25.902 |
| 3                             |   | 2:04.969    | 49.691      | 41.432   | 33.846   |       | 9:08:37.514                  | 3                       |   | 10:52.709 P | 8:57.547    | 1:05.620 | 49.542   |       | 9:18:18.611 |
| 4                             |   | 2:00.839    | 46.342      | 41.150   | 33.347   |       | 9:10:38.353                  | 4                       |   | 12:24.011 P | 10:40.441   | 52.294   | 51.276   |       | 9:30:42.622 |
| 5                             |   | 2:12.688 P  | 48.837      | 39.956   | 43.895   |       | 9:12:51.041                  | <b>12</b>               |   |             |             |          |          |       |             |
| 6                             |   | 4:56.100    | 3:33.783    | 44.798   | 37.519   |       | 9:17:47.141                  | 1 Jaime Cela Talavera   |   |             |             |          |          |       |             |
| 7                             |   | 2:00.259    | 46.790      | 40.133   | 33.336   |       | 9:19:47.400                  | CITROEN SAXO 1.6        |   |             |             |          |          |       |             |
| <b>5</b>                      |   |             |             |          |          |       | 2B                           |                         |   |             |             |          |          |       |             |
| 1 Juan C. Fernandez Pedrero   |   |             |             |          |          |       | 2                            |                         |   |             |             |          |          |       |             |
| CITROEN AX 1.6                |   |             |             |          |          |       | RASANTE SPORT                |                         |   |             |             |          |          |       |             |
| EN                            |   |             |             |          |          |       | C.D.E. ULTIMA VUELTA         |                         |   |             |             |          |          |       |             |
| Vta                           | D | Tiempo      | Sector 1    | Sector 2 | Sector 3 | V.Max | Elapsed                      | Vta                     | D | Tiempo      | Sector 1    | Sector 2 | Sector 3 | V.Max | Elapsed     |
| 1                             |   | 9:07:53.054 | 9:06:35.574 | 43.045   | 34.435   |       | 9:07:53.054                  | 1                       |   | 9:06:15.509 | 9:04:45.623 | 49.677   | 40.209   |       | 9:06:15.509 |
| 2                             |   | 1:59.703    | 46.961      | 39.774   | 32.968   |       | 9:09:52.757                  | 2                       |   | 2:19.615    | 54.483      | 46.637   | 38.495   |       | 9:08:35.124 |
| 3                             |   | 1:57.499    | 45.443      | 39.013   | 33.043   |       | 9:11:50.256                  | 3                       |   | 2:04.314    | 48.160      | 42.406   | 33.748   |       | 9:10:39.438 |
| 4                             |   | 1:59.046    | 45.494      | 40.709   | 32.843   |       | 9:13:49.302                  | 4                       |   | 1:57.993    | 47.009      | 38.880   | 32.104   |       | 9:12:37.431 |
| 5                             |   | 1:57.464    | 45.262      | 39.321   | 32.881   |       | 9:15:46.766                  | 5                       |   | 1:59.090    | 44.671      | 39.792   | 34.627   |       | 9:14:36.521 |
| 6                             |   | 1:56.829    | 45.170      | 38.904   | 32.755   |       | 9:17:43.595                  | 6                       |   | 1:57.026    | 46.001      | 39.251   | 31.774   |       | 9:16:33.547 |
| 7                             |   | 1:57.386    | 45.306      | 38.883   | 33.197   |       | 9:19:40.981                  | 7                       |   | 2:01.253    | 49.610      | 39.484   | 32.159   |       | 9:18:34.800 |
| 8                             |   | 2:24.751 P  | 48.396      | 48.279   | 48.076   |       | 9:22:05.732                  | 8                       |   | 2:00.912 P  | 44.051      | 38.087   | 38.774   |       | 9:20:35.712 |
| <b>8</b>                      |   |             |             |          |          |       | 9                            |                         |   |             |             |          |          |       |             |
| 1 Javier Moreno García        |   |             |             |          |          |       | 1 Christian García García    |                         |   |             |             |          |          |       |             |
| PEUGEOT 205 1.6               |   |             |             |          |          |       | HYUNDAI ACCENT 1.6           |                         |   |             |             |          |          |       |             |
| 2B                            |   |             |             |          |          |       | 2A                           |                         |   |             |             |          |          |       |             |
| 2                             |   |             |             |          |          |       | 2                            |                         |   |             |             |          |          |       |             |
| ESCUDERIA GREDOS              |   |             |             |          |          |       | RACE                         |                         |   |             |             |          |          |       |             |
| Vta                           | D | Tiempo      | Sector 1    | Sector 2 | Sector 3 | V.Max | Elapsed                      | Vta                     | D | Tiempo      | Sector 1    | Sector 2 | Sector 3 | V.Max | Elapsed     |
| 1                             |   | 9:03:35.861 | 9:02:14.968 | 45.270   | 35.623   |       | 9:03:35.861                  | 1                       |   | 9:07:57.854 | 9:06:33.239 | 48.187   | 36.428   |       | 9:07:57.854 |
| 2                             |   | 2:04.025    | 48.227      | 40.716   | 35.082   |       | 9:05:39.886                  | 2                       |   | 2:05.548    | 48.325      | 43.253   | 33.970   |       | 9:10:03.402 |
| 3                             |   | 1:59.154    | 46.887      | 39.760   | 32.507   |       | 9:07:39.040                  | 3                       |   | 2:09.407 P  | 47.729      | 41.082   | 40.596   |       | 9:12:12.809 |
| 4                             |   | 1:56.066    | 45.053      | 38.683   | 32.330   |       | 9:09:35.106                  | 4                       |   | 3:25.846    | 2:10.090    | 41.460   | 34.296   |       | 9:15:38.655 |
| 5                             |   | 1:55.691    | 43.659      | 39.889   | 32.143   |       | 9:11:30.797                  | 5                       |   | 1:59.902    | 45.852      | 40.815   | 33.235   |       | 9:17:38.557 |
| 6                             |   | 1:54.615    | 44.404      | 38.335   | 31.876   |       | 9:13:25.412                  | 6                       |   | 1:59.862    | 45.429      | 40.833   | 33.600   |       | 9:19:38.419 |
| 7                             |   | 1:54.335    | 43.776      | 38.010   | 32.549   |       | 9:15:19.747                  | 7                       |   | 1:58.858    | 45.196      | 40.790   | 32.872   |       | 9:21:37.277 |
| 8                             |   | 2:19.819 P  | 48.472      | 45.056   | 46.291   |       | 9:17:39.566                  | 8                       |   | 1:59.978    | 46.464      | 40.416   | 33.098   |       | 9:23:37.255 |
| 9                             |   | 15:07.947   | 13:53.108   | 40.743   | 34.096   |       | 9:32:47.513                  | 9                       |   | 1:58.805    | 45.025      | 40.580   | 33.200   |       | 9:25:36.060 |
| 10                            |   | 1:55.006    | 44.776      | 38.355   | 31.875   |       | 9:34:42.519                  | 10                      |   | 2:01.090    | 47.383      | 40.565   | 33.142   |       | 9:27:37.150 |
| 11                            |   | 1:54.645    | 43.804      | 38.617   | 32.224   |       | 9:36:37.164                  | 11                      |   | 1:59.343    | 45.207      | 40.587   | 33.549   |       | 9:29:36.493 |
| 12                            |   | 2:29.054 P  | 50.837      | 47.535   | 50.682   |       | 9:39:06.218                  | 12                      |   | 2:35.917 P  | 52.305      | 53.386   | 50.226   |       | 9:32:12.410 |



**Circuito del Jarama**  
**División 1**  
**Entrenamiento cronometrado**  
**Tiempos Por Vuelta**

**15** 1 Jesus Lopez-Pozuelo PEUGEOT 205 1.6 **18** 1 Francisco Torres Alcalá HYUNDAI GETZ 1.5 CRDi  
 2B 2 EFICAR TEAM 2A 2 C.D.E. ULTIMA VUELTA

| Vta | D | Tiempo      | Sector 1    | Sector 2 | Sector 3 | V.Max | Elapsed     | Vta | D | Tiempo      | Sector 1    | Sector 2 | Sector 3 | V.Max | Elapsed     |
|-----|---|-------------|-------------|----------|----------|-------|-------------|-----|---|-------------|-------------|----------|----------|-------|-------------|
| 1   |   | 9:04:22.709 | 9:02:54.671 | 49.465   | 38.573   |       | 9:04:22.709 | 1   |   | 9:02:54.215 | 9:01:37.995 | 42.109   | 34.111   |       | 9:02:54.215 |
| 2   |   | 2:10.621    | 52.690      | 43.877   | 34.054   |       | 9:06:33.330 | 2   |   | 1:59.316    | 46.504      | 39.918   | 32.894   |       | 9:04:53.531 |
| 3   |   | 2:01.039    | 47.100      | 39.986   | 33.953   |       | 9:08:34.369 | 3   |   | 2:05.041 P  | 45.270      | 39.712   | 40.059   |       | 9:06:58.572 |
| 4   |   | 1:53.469    | 44.225      | 37.478   | 31.766   |       | 9:10:27.838 | 4   |   | 3:17.838    | 2:04.081    | 40.937   | 32.820   |       | 9:10:16.410 |
| 5   |   | 1:51.090    | 42.795      | 36.996   | 31.299   |       | 9:12:18.928 | 5   |   | 1:57.252    | 45.165      | 39.351   | 32.736   |       | 9:12:13.662 |
| 6   |   | 2:02.673 P  | 42.262      | 39.406   | 41.005   |       | 9:14:21.601 | 6   |   | 2:00.549    | 45.061      | 39.965   | 35.523   |       | 9:14:14.211 |
| 7   |   | 3:55.099    | 2:43.717    | 39.236   | 32.146   |       | 9:18:16.700 | 7   |   | 1:58.783    | 46.239      | 39.449   | 33.095   |       | 9:16:12.994 |
| 8   |   | 1:49.953    | 42.416      | 36.687   | 30.850   |       | 9:20:06.653 | 8   |   | 2:07.553 P  | 44.964      | 39.881   | 42.708   |       | 9:18:20.547 |
| 9   |   | 1:51.907    | 44.213      | 36.542   | 31.152   |       | 9:21:58.560 | 9   |   | 4:31.811    | 3:18.234    | 39.748   | 33.829   |       | 9:22:52.358 |
| 10  |   | 1:50.439    | 41.951      | 37.907   | 30.581   |       | 9:23:48.999 | 10  |   | 1:57.532    | 45.314      | 39.294   | 32.924   |       | 9:24:49.890 |
| 11  |   | 1:49.502    | 42.199      | 36.426   | 30.877   |       | 9:25:38.501 | 11  |   | 1:57.048    | 45.129      | 39.099   | 32.820   |       | 9:26:46.938 |
| 12  |   | 1:54.368    | 45.178      | 37.747   | 31.443   |       | 9:27:32.869 | 12  |   | 2:07.292 P  | 46.185      | 39.431   | 41.676   |       | 9:28:54.230 |
| 13  |   | 1:48.930    | 42.063      | 36.512   | 30.355   |       | 9:29:21.799 | 13  |   | 3:52.215    | 2:37.573    | 40.524   | 34.118   |       | 9:32:46.445 |
| 14  |   | 3:03.992 P  | 1:02.836    | 1:00.932 | 1:00.224 |       | 9:32:25.791 | 14  |   | 2:06.233 P  | 46.417      | 39.078   | 40.738   |       | 9:34:52.678 |

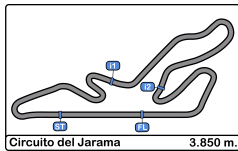
**16** 1 Raúl Ramperez Morán BMW 325i **19** 1 Adrián Martín Abalades HYUNDAI GETZ 1.5 CRDi  
 EN 2 Oscar Añón Fernandez VSR MOTORSPORT 2A 2 C.D.E. ULTIMA VUELTA

| Vta | D | Tiempo      | Sector 1    | Sector 2 | Sector 3 | V.Max | Elapsed     | Vta | D | Tiempo      | Sector 1    | Sector 2 | Sector 3 | V.Max | Elapsed     |
|-----|---|-------------|-------------|----------|----------|-------|-------------|-----|---|-------------|-------------|----------|----------|-------|-------------|
| 1   |   | 9:03:40.208 | 9:02:09.710 | 51.904   | 38.594   |       | 9:03:40.208 | 1   |   | 9:04:39.684 | 9:02:57.454 | 58.028   | 44.202   |       | 9:04:39.684 |
| 2   |   | 2:11.411    | 51.589      | 43.054   | 36.768   |       | 9:05:51.619 | 2   |   | 2:32.993    | 56.900      | 53.310   | 42.783   |       | 9:07:12.677 |
| 3   |   | 2:01.759    | 46.706      | 40.996   | 34.057   |       | 9:07:53.378 | 3   |   | 2:27.880 P  | 55.130      | 49.682   | 43.068   |       | 9:09:40.557 |
| 4   |   | 2:00.988    | 45.899      | 41.620   | 33.469   |       | 9:09:54.366 | 4   |   | 3:59.802    | 2:41.301    | 43.586   | 34.915   |       | 9:13:40.359 |
| 5   |   | 2:01.479    | 45.811      | 42.208   | 33.460   |       | 9:11:55.845 | 5   |   | 2:09.511 P  | 47.686      | 42.102   | 39.723   |       | 9:15:49.870 |
| 6   |   | 2:00.968    | 46.247      | 40.403   | 34.318   |       | 9:13:56.813 | 6   |   | 5:16.936    | 3:58.910    | 43.572   | 34.454   |       | 9:21:06.806 |
| 7   |   | 2:15.379 P  | 46.496      | 43.667   | 45.216   |       | 9:16:12.192 | 7   |   | 2:02.037    | 46.913      | 41.143   | 33.981   |       | 9:23:08.843 |
| 8   |   | 4:00.494    | 2:42.067    | 42.771   | 35.656   |       | 9:20:12.686 | 8   |   | 2:00.847    | 46.343      | 40.884   | 33.620   |       | 9:25:09.690 |
| 9   |   | 2:07.859    | 49.670      | 43.591   | 34.598   |       | 9:22:20.545 | 9   |   | 2:00.130    | 45.855      | 40.479   | 33.796   |       | 9:27:09.820 |
| 10  |   | 2:06.253    | 48.066      | 43.204   | 34.983   |       | 9:24:26.798 | 10  |   | 2:00.259    | 46.044      | 40.705   | 33.510   |       | 9:29:10.079 |
| 11  |   | 2:04.645    | 48.132      | 42.450   | 34.063   |       | 9:26:31.443 | 11  |   | 2:23.657 P  | 46.843      | 47.572   | 49.242   |       | 9:31:33.736 |
| 12  |   | 2:04.175    | 47.831      | 42.024   | 34.320   |       | 9:28:35.618 |     |   |             |             |          |          |       |             |
| 13  |   | 2:05.678    | 47.814      | 42.402   | 35.462   |       | 9:30:41.296 |     |   |             |             |          |          |       |             |
| 14  |   | 2:05.635    | 48.108      | 41.730   | 35.797   |       | 9:32:46.931 |     |   |             |             |          |          |       |             |
| 15  |   | 2:03.900    | 47.538      | 41.998   | 34.364   |       | 9:34:50.831 |     |   |             |             |          |          |       |             |
| 16  |   | 2:03.770    | 47.852      | 41.772   | 34.146   |       | 9:36:54.601 |     |   |             |             |          |          |       |             |
| 17  |   | 3:01.546 P  | 55.580      | 1:04.338 | 1:01.628 |       | 9:39:56.147 |     |   |             |             |          |          |       |             |

**17** 1 Ernesto Nava Hidalgo MAZDA RX8 Sport Cup **20** 1 Juan Carlos Lopez Olmo MERCEDES BENZ 190 2.3  
 2A 2 RACE EN 2 EFICAR TEAM

| Vta | D | Tiempo      | Sector 1    | Sector 2 | Sector 3 | V.Max | Elapsed     | Vta | D | Tiempo      | Sector 1    | Sector 2 | Sector 3 | V.Max | Elapsed     |
|-----|---|-------------|-------------|----------|----------|-------|-------------|-----|---|-------------|-------------|----------|----------|-------|-------------|
| 1   |   | 9:03:02.464 | 9:01:37.842 | 48.328   | 36.294   |       | 9:03:02.464 | 1   |   | 9:02:31.726 | 9:01:16.181 | 41.606   | 33.939   |       | 9:02:31.726 |
| 2   |   | 2:04.237    | 48.882      | 40.750   | 34.605   |       | 9:05:06.701 | 2   |   | 1:58.502    | 45.518      | 39.891   | 33.093   |       | 9:04:30.228 |
| 3   |   | 2:06.780    | 50.159      | 42.217   | 34.404   |       | 9:07:13.481 | 3   |   | 1:57.798    | 45.477      | 39.197   | 33.124   |       | 9:06:28.026 |
| 4   |   | 2:03.243    | 48.476      | 40.501   | 34.266   |       | 9:09:16.724 | 4   |   | 2:24.787 P  | 47.866      | 49.887   | 47.034   |       | 9:08:52.813 |
| 5   |   | 2:02.531    | 47.711      | 40.672   | 34.148   |       | 9:11:19.255 | 5   |   | 4:55.634    | 3:41.975    | 41.067   | 32.592   |       | 9:13:48.447 |
| 6   |   | 2:00.015    | 46.804      | 39.488   | 33.723   |       | 9:13:19.270 | 6   |   | 1:57.790    | 45.359      | 39.572   | 32.859   |       | 9:15:46.237 |
| 7   |   | 2:00.334    | 46.918      | 39.736   | 33.680   |       | 9:15:19.604 | 7   |   | 1:58.952    | 46.200      | 39.764   | 32.988   |       | 9:17:45.189 |
| 8   |   | 2:07.543    | 47.653      | 42.904   | 36.986   |       | 9:17:27.147 | 8   |   | 2:29.907 P  | 50.211      | 51.019   | 48.677   |       | 9:20:15.096 |
| 9   |   | 1:59.820    | 46.473      | 40.056   | 33.291   |       | 9:19:26.967 | 9   |   | 15:37.031 P | 14:04.711   | 47.468   | 44.852   |       | 9:35:52.127 |
| 10  |   | 2:02.934    | 46.449      | 41.613   | 34.872   |       | 9:21:29.901 |     |   |             |             |          |          |       |             |
| 11  |   | 2:01.153    | 46.560      | 40.601   | 33.992   |       | 9:23:31.054 |     |   |             |             |          |          |       |             |
| 12  |   | 2:00.470    | 46.212      | 39.954   | 34.304   |       | 9:25:31.524 |     |   |             |             |          |          |       |             |
| 13  |   | 2:07.990    | 54.217      | 39.929   | 33.844   |       | 9:27:39.514 |     |   |             |             |          |          |       |             |
| 14  |   | 2:02.405    | 46.515      | 42.062   | 33.828   |       | 9:29:41.919 |     |   |             |             |          |          |       |             |
| 15  |   | 2:07.024    | 47.041      | 41.917   | 38.066   |       | 9:31:48.943 |     |   |             |             |          |          |       |             |
| 16  |   | 2:43.097 P  | 47.025      | 51.644   | 1:04.428 |       | 9:34:32.040 |     |   |             |             |          |          |       |             |





**Circuito del Jarama**  
**División 1**  
**Entrenamiento cronometrado**  
**Tiempos Por Vuelta**

**23** 1 Jesus Escolar Álvarez HYUNDAI ACCENT 1.5  
 2A 2 Antonio Vigara Tena A.D. CLEMENTE ARROYO

| Vta | D | Tiempo      | Sector 1    | Sector 2 | Sector 3 | V.Max | Elapsed     |
|-----|---|-------------|-------------|----------|----------|-------|-------------|
| 1   |   | 9:02:58.834 | 9:01:33.272 | 48.155   | 37.407   |       | 9:02:58.834 |
| 2   |   | 2:04.216    | 48.137      | 41.780   | 34.299   |       | 9:05:03.050 |
| 3   |   | 2:03.835    | 47.608      | 42.063   | 34.164   |       | 9:07:06.885 |
| 4   |   | 2:02.471    | 46.857      | 41.397   | 34.217   |       | 9:09:09.356 |
| 5   |   | 2:02.154    | 46.766      | 41.210   | 34.178   |       | 9:11:11.510 |
| 6   |   | 2:01.949    | 46.790      | 41.147   | 34.012   |       | 9:13:13.459 |
| 7   |   | 2:02.413    | 47.267      | 41.278   | 33.868   |       | 9:15:15.872 |
| 8   |   | 2:17.572 P  | 46.904      | 43.319   | 47.349   |       | 9:17:33.444 |
| 9   |   | 6:12.110    | 4:53.144    | 43.578   | 35.388   |       | 9:23:45.554 |
| 10  |   | 2:08.834    | 49.452      | 44.395   | 34.987   |       | 9:25:54.388 |
| 11  |   | 2:08.015    | 49.462      | 43.300   | 35.253   |       | 9:28:02.403 |
| 12  |   | 2:06.851    | 48.925      | 42.617   | 35.309   |       | 9:30:09.254 |
| 13  |   | 2:08.437    | 48.652      | 43.687   | 36.098   |       | 9:32:17.691 |
| 14  |   | 2:06.846    | 48.336      | 42.964   | 35.546   |       | 9:34:24.537 |
| 15  |   | 2:06.172    | 48.654      | 42.374   | 35.144   |       | 9:36:30.709 |
| 16  |   | 2:27.137 P  | 50.267      | 44.060   | 52.810   |       | 9:38:57.846 |

**24** 1 José David Bartol Salazar OPEL KADETT 2.0  
 EN 2 JOSE D. BARTOL SALAZAR

| Vta | D | Tiempo      | Sector 1    | Sector 2 | Sector 3 | V.Max | Elapsed     |
|-----|---|-------------|-------------|----------|----------|-------|-------------|
| 1   |   | 9:03:05.503 | 9:01:40.210 | 48.618   | 36.675   |       | 9:03:05.503 |
| 2   |   | 2:08.268    | 50.234      | 42.588   | 35.446   |       | 9:05:13.771 |
| 3   |   | 2:06.399    | 49.146      | 41.691   | 35.562   |       | 9:07:20.170 |
| 4   |   | 2:07.654    | 49.520      | 42.785   | 35.349   |       | 9:09:27.824 |
| 5   |   | 2:06.755    | 48.406      | 43.349   | 35.000   |       | 9:11:34.579 |
| 6   |   | 2:18.872 P  | 50.849      | 42.380   | 45.643   |       | 9:13:53.451 |
| 7   |   | 4:21.560    | 2:58.013    | 45.896   | 37.651   |       | 9:18:15.011 |
| 8   |   | 2:05.332    | 48.530      | 41.810   | 34.992   |       | 9:20:20.343 |
| 9   |   | 2:07.363    | 49.023      | 43.683   | 34.657   |       | 9:22:27.706 |
| 10  |   | 2:04.195    | 47.821      | 41.811   | 34.563   |       | 9:24:31.901 |
| 11  |   | 2:08.440    | 48.476      | 44.456   | 35.508   |       | 9:26:40.341 |
| 12  |   | 2:04.093    | 47.926      | 41.848   | 34.319   |       | 9:28:44.434 |
| 13  |   | 2:31.737 P  | 54.532      | 46.722   | 50.483   |       | 9:31:16.171 |

**27** 1 Teo Antonio Pérez Palomo BMW E36 325i  
 EN 2 EFICAR TEAM

| Vta | D | Tiempo      | Sector 1    | Sector 2 | Sector 3 | V.Max | Elapsed     |
|-----|---|-------------|-------------|----------|----------|-------|-------------|
| 1   |   | 9:03:02.965 | 9:01:37.904 | 48.922   | 36.139   |       | 9:03:02.965 |
| 2   |   | 2:04.148    | 49.071      | 40.785   | 34.292   |       | 9:05:07.113 |
| 3   |   | 2:04.532    | 49.411      | 40.821   | 34.300   |       | 9:07:11.645 |
| 4   |   | 2:01.125    | 46.207      | 40.981   | 33.937   |       | 9:09:12.770 |
| 5   |   | 2:00.709    | 45.879      | 41.005   | 33.825   |       | 9:11:13.479 |
| 6   |   | 2:00.511    | 46.050      | 40.558   | 33.903   |       | 9:13:13.990 |
| 7   |   | 2:00.878    | 46.051      | 40.735   | 34.092   |       | 9:15:14.868 |
| 8   |   | 2:14.279 P  | 47.117      | 42.872   | 44.290   |       | 9:17:29.147 |
| 9   |   | 4:24.038    | 3:08.314    | 41.979   | 33.745   |       | 9:21:53.185 |
| 10  |   | 2:00.615    | 45.584      | 41.419   | 33.612   |       | 9:23:53.800 |
| 11  |   | 2:01.746    | 46.148      | 41.639   | 33.959   |       | 9:25:55.546 |
| 12  |   | 2:01.645    | 46.780      | 41.050   | 33.815   |       | 9:27:57.191 |
| 13  |   | 2:00.256    | 45.977      | 40.560   | 33.719   |       | 9:29:57.447 |
| 14  |   | 2:29.583 P  | 50.433      | 45.316   | 53.834   |       | 9:32:27.030 |

**28** 1 Enrique Sánchez González BMW E36 325i  
 EN 2 VSR MOTORSPORT

| Vta | D | Tiempo      | Sector 1    | Sector 2 | Sector 3 | V.Max | Elapsed     |
|-----|---|-------------|-------------|----------|----------|-------|-------------|
| 1   |   | 9:08:05.708 | 9:06:35.532 | 50.203   | 39.973   |       | 9:08:05.708 |
| 2   |   | 2:06.952    | 51.471      | 41.232   | 34.249   |       | 9:10:12.660 |
| 3   |   | 1:59.672    | 46.552      | 39.898   | 33.222   |       | 9:12:12.332 |
| 4   |   | 2:02.866    | 45.160      | 44.740   | 32.966   |       | 9:14:15.198 |
| 5   |   | 1:57.234    | 44.973      | 39.258   | 33.003   |       | 9:16:12.432 |
| 6   |   | 2:02.417    | 45.005      | 40.021   | 37.391   |       | 9:18:14.849 |
| 7   |   | 2:10.671    | 53.279      | 44.422   | 32.970   |       | 9:20:25.520 |
| 8   |   | 1:58.878    | 44.798      | 41.397   | 32.683   |       | 9:22:24.398 |
| 9   |   | 2:00.725    | 46.217      | 41.166   | 33.342   |       | 9:24:25.123 |
| 10  |   | 2:00.717    | 48.412      | 39.517   | 32.788   |       | 9:26:25.840 |
| 11  |   | 2:10.093 P  | 45.023      | 39.370   | 45.700   |       | 9:28:35.933 |

**29** 1 Carlos Plazio Gómez CITROEN SAXO 1.6  
 2A 2 C.D.E. DEYSCOM SPORT

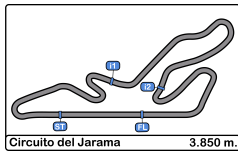
| Vta | D | Tiempo      | Sector 1    | Sector 2 | Sector 3 | V.Max | Elapsed     |
|-----|---|-------------|-------------|----------|----------|-------|-------------|
| 1   |   | 9:10:08.283 | 9:08:42.224 | 49.107   | 36.952   |       | 9:10:08.283 |
| 2   |   | 2:01.166    | 48.280      | 39.783   | 33.103   |       | 9:12:09.449 |
| 3   |   | 1:59.074    | 46.578      | 39.687   | 32.809   |       | 9:14:08.523 |
| 4   |   | 1:56.798    | 44.924      | 39.060   | 32.814   |       | 9:16:05.321 |
| 5   |   | 1:58.979    | 46.358      | 39.531   | 33.090   |       | 9:18:04.300 |
| 6   |   | 2:14.903 P  | 47.926      | 42.881   | 44.096   |       | 9:20:19.203 |

**30** 1 Julio Chapatte Cortes BMW E30 325i  
 EN 2 Jaime Artajo De No ESCUDERIA MADRID HISTORICOS

| Vta | D | Tiempo      | Sector 1    | Sector 2 | Sector 3 | V.Max | Elapsed     |
|-----|---|-------------|-------------|----------|----------|-------|-------------|
| 1   |   | 9:03:46.838 | 9:02:20.045 | 49.805   | 36.988   |       | 9:03:46.838 |
| 2   |   | 2:09.997    | 50.557      | 43.292   | 36.148   |       | 9:05:56.835 |
| 3   |   | 2:13.751 P  | 48.441      | 42.148   | 43.162   |       | 9:08:10.586 |
| 4   |   | 3:48.514    | 2:31.949    | 41.869   | 34.696   |       | 9:11:59.100 |
| 5   |   | 2:03.087    | 47.216      | 41.470   | 34.401   |       | 9:14:02.187 |
| 6   |   | 2:02.302    | 46.951      | 41.033   | 34.318   |       | 9:16:04.489 |
| 7   |   | 2:10.808 P  | 48.500      | 41.450   | 40.858   |       | 9:18:15.297 |
| 8   |   | 4:08.194    | 2:45.715    | 46.108   | 36.371   |       | 9:22:23.491 |
| 9   |   | 2:06.485    | 49.020      | 42.276   | 35.189   |       | 9:24:29.976 |
| 10  |   | 2:07.858    | 48.835      | 44.316   | 34.707   |       | 9:26:37.834 |
| 11  |   | 2:03.786    | 47.349      | 41.702   | 34.735   |       | 9:28:41.620 |
| 12  |   | 2:05.034    | 47.460      | 42.383   | 35.191   |       | 9:30:46.654 |
| 13  |   | 2:04.834    | 47.808      | 41.874   | 35.152   |       | 9:32:51.488 |
| 14  |   | 2:04.469    | 47.468      | 42.150   | 34.851   |       | 9:34:55.957 |
| 15  |   | 2:04.305    | 47.406      | 42.272   | 34.627   |       | 9:37:00.262 |
| 16  |   | 3:12.113 P  | 1:04.996    | 1:03.969 | 1:03.148 |       | 9:40:12.375 |

**31** 1 Oscar Plazio Gómez HONDA CIVIC 1.6  
 2B 2 C.D.E. DEYSCOM SPORT

| Vta | D | Tiempo      | Sector 1    | Sector 2 | Sector 3 | V.Max | Elapsed     |
|-----|---|-------------|-------------|----------|----------|-------|-------------|
| 1   |   | 9:10:30.277 | 9:09:00.673 | 53.340   | 36.264   |       | 9:10:30.277 |
| 2   |   | 2:19.346    | 1:04.211    | 41.718   | 33.417   |       | 9:12:49.623 |
| 3   |   | 1:57.613    | 46.254      | 39.260   | 32.099   |       | 9:14:47.236 |
| 4   |   | 1:55.741    | 44.846      | 38.380   | 32.515   |       | 9:16:42.977 |
| 5   |   | 2:03.466    | 51.599      | 39.214   | 32.653   |       | 9:18:46.443 |
| 6   |   | 1:55.498    | 43.963      | 38.723   | 32.812   |       | 9:20:41.941 |
| 7   |   | 1:55.064    | 44.654      | 38.519   | 31.891   |       | 9:22:37.005 |
| 8   |   | 2:10.253 P  | 44.146      | 39.043   | 47.064   |       | 9:24:47.258 |

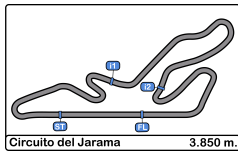


**Circuito del Jarama**  
**División 1**  
**Entrenamiento cronometrado**  
**Tiempos Por Vuelta**

| 38   |   |             |             |          |          |       | 46                                       |     |   |             |          |          |             |       |             |
|--|---|-------------|-------------|----------|----------|-------|--|-----|---|-------------|----------|----------|-------------|-------|-------------|
| 1 Eduardo Martin Martinez VOLKSWAGEN GOLF    |   |             |             |          |          |       | 1 José M. Rodriguez Cañibano TOYOTA AYGO |     |   |             |          |          |             |       |             |
| EN 2 Miguel Angel Martin Calvo RASANTE SPORT |   |             |             |          |          |       | KR 2 EFICAR TEAM                         |     |   |             |          |          |             |       |             |
| Vta  | D | Tiempo      | Sector 1    | Sector 2 | Sector 3 | V.Max | Elapsed                                  | Vta | D | Tiempo      | Sector 1 | Sector 2 | Sector 3    | V.Max | Elapsed     |
| 1  |   | 9:03:49.202 | 9:02:17.428 | 51.847   | 39.927   |       | 9:03:49.202                              | 1   |   | 9:09:19.483 |          |          | 9:09:19.483 |       | 9:09:19.483 |
| 2  |   | 2:14.841    | 51.279      | 45.482   | 38.080   |       | 9:06:04.043                              | 2   |   | 2:19.113    |          |          | 9:11:38.596 |       | 9:11:38.596 |
| 3  |   | 2:09.014    | 49.041      | 43.693   | 36.280   |       | 9:08:13.057                              | 3   |   | 3:23.936 P  |          |          | 9:15:02.532 |       | 9:15:02.532 |
| 4  |   | 2:12.360    | 49.331      | 45.060   | 37.969   |       | 9:10:25.417                              | 4   |   | 2:25.128    | 58.233   | 48.226   | 38.669      |       | 9:17:27.660 |
| 5  |   | 2:10.152    | 49.546      | 44.104   | 36.502   |       | 9:12:35.569                              | 5   |   | 2:16.934    | 51.571   | 47.563   | 37.800      |       | 9:19:44.594 |
| 6  |   | 2:10.310    | 50.531      | 43.502   | 36.277   |       | 9:14:45.879                              | 6   |   | 2:16.852    | 51.635   | 47.371   | 37.846      |       | 9:22:01.446 |
| 7  |   | 2:22.094 P  | 50.341      | 45.861   | 45.892   |       | 9:17:07.973                              | 7   |   | 2:19.827    | 53.099   | 47.449   | 39.279      |       | 9:24:21.273 |
| 8  |   | 4:28.925    | 3:06.436    | 45.162   | 37.327   |       | 9:21:36.898                              | 8   |   | 2:21.232    | 53.892   | 48.378   | 38.962      |       | 9:26:42.505 |
| 9  |   | 2:11.905    | 50.355      | 44.745   | 36.805   |       | 9:23:48.803                              | 9   |   | 2:17.453    | 52.341   | 47.345   | 37.767      |       | 9:28:59.958 |
| 10   |   | 2:10.705    | 49.751      | 44.429   | 36.525   |       | 9:25:59.508                              | 10  |   | 2:22.051    | 51.846   | 48.953   | 41.252      |       | 9:31:22.009 |
| 11   |   | 2:09.508    | 49.365      | 43.885   | 36.258   |       | 9:28:09.016                              | 11  |   | 2:17.370    | 52.004   | 47.385   | 37.981      |       | 9:33:39.379 |
| 12   |   | 2:11.744    | 49.905      | 44.201   | 37.638   |       | 9:30:20.760                              | 12  |   | 2:16.977    | 51.695   | 47.239   | 38.043      |       | 9:35:56.356 |
| 13   |   | 2:19.842 P  | 50.101      | 44.478   | 45.263   |       | 9:32:40.602                              | 13  |   | 2:34.765 P  | 54.835   | 50.465   | 49.465      |       | 9:38:31.121 |

| 40                                     |   |             |             |          |          |       | 47                                      |     |   |             |             |          |          |       |             |
|--|---|-------------|-------------|----------|----------|-------|---|-----|---|-------------|-------------|----------|----------|-------|-------------|
| 1 Andrés Sanchez Perez HONDA CIVIC 1.6 |   |             |             |          |          |       | 1 Miguel A. Abuin Taeño PEUGEOT 205 2.0 |     |   |             |             |          |          |       |             |
| EN 2 ANDRES SANCHEZ PEREZ              |   |             |             |          |          |       | EN 2 C.D.E. ULTIMA VUELTA               |     |   |             |             |          |          |       |             |
| Vta                                    | D | Tiempo      | Sector 1    | Sector 2 | Sector 3 | V.Max | Elapsed                                 | Vta | D | Tiempo      | Sector 1    | Sector 2 | Sector 3 | V.Max | Elapsed     |
| 1                                      |   | 9:03:21.079 | 9:01:58.021 | 47.064   | 35.994   |       | 9:03:21.079                             | 1   |   | 9:10:47.972 | 9:09:33.010 | 41.109   | 33.853   |       | 9:10:47.972 |
| 2                                      |   | 2:09.932    | 51.733      | 43.049   | 35.150   |       | 9:05:31.011                             | 2   |   | 2:03.035    | 47.196      | 41.448   | 34.391   |       | 9:12:51.007 |
| 3                                      |   | 2:05.669    | 48.447      | 42.291   | 34.931   |       | 9:07:36.680                             | 3   |   | 2:00.311    | 46.494      | 39.999   | 33.818   |       | 9:14:51.318 |
| 4                                      |   | 2:16.944 P  | 48.870      | 42.660   | 45.414   |       | 9:09:53.624                             | 4   |   | 1:59.643    | 45.739      | 40.254   | 33.650   |       | 9:16:50.961 |
| 5                                      |   | 3:44.671    | 2:23.531    | 45.291   | 35.849   |       | 9:13:38.295                             | 5   |   | 2:01.202    | 45.703      | 41.983   | 33.516   |       | 9:18:52.163 |
| 6                                      |   | 2:11.313    | 49.075      | 46.551   | 35.687   |       | 9:15:49.608                             | 6   |   | 1:58.336    | 45.597      | 39.279   | 33.460   |       | 9:20:50.499 |
| 7                                      |   | 2:06.497    | 47.741      | 43.569   | 35.187   |       | 9:17:56.105                             | 7   |   | 1:57.817    | 45.401      | 39.305   | 33.111   |       | 9:22:48.316 |
| 8                                      |   | 2:06.211    | 48.129      | 42.031   | 36.051   |       | 9:20:02.316                             | 8   |   | 1:58.281    | 45.740      | 39.335   | 33.206   |       | 9:24:46.597 |
| 9                                      |   | 2:29.194    | 53.002      | 50.689   | 45.503   |       | 9:22:31.510                             | 9   |   | 1:58.558    | 45.542      | 39.723   | 33.293   |       | 9:26:45.155 |
| 10                                     |   | 2:04.502    | 47.928      | 41.888   | 34.686   |       | 9:24:36.012                             | 10  |   | 2:00.127    | 46.823      | 39.659   | 33.645   |       | 9:28:45.282 |
| 11                                     |   | 2:15.659    | 47.889      | 45.320   | 42.450   |       | 9:26:51.671                             | 11  |   | 2:19.410 P  | 50.554      | 45.264   | 43.592   |       | 9:31:04.692 |
| 12                                     |   | 2:26.432    | 55.281      | 53.621   | 37.530   |       | 9:29:18.103                             |     |   |             |             |          |          |       |             |
| 13                                     |   | 2:05.184    | 47.759      | 42.125   | 35.300   |       | 9:31:23.287                             |     |   |             |             |          |          |       |             |
| 14                                     |   | 2:11.233    | 49.396      | 46.307   | 35.530   |       | 9:33:34.520                             |     |   |             |             |          |          |       |             |
| 15                                     |   | 2:04.558    | 48.198      | 41.877   | 34.483   |       | 9:35:39.078                             |     |   |             |             |          |          |       |             |
| 16                                     |   | 2:48.595 P  | 55.314      | 53.569   | 59.712   |       | 9:38:27.673                             |     |   |             |             |          |          |       |             |

| 45   |   |             |             |          |          |       | 48                                  |     |   |             |             |          |          |       |             |
|--|---|-------------|-------------|----------|----------|-------|-------------------------------------|-----|---|-------------|-------------|----------|----------|-------|-------------|
| 1 Jose Luis Crespillo Calderón FORD PUMA 1.6       |   |             |             |          |          |       | 1 Antonio Otero Montero TOYOTA AYGO |     |   |             |             |          |          |       |             |
| 1 2 Miguel Angel Ureña García CLUB AUTOMOVIL SIERO |   |             |             |          |          |       | KR 2 AS PONTES MOTORSPORT           |     |   |             |             |          |          |       |             |
| Vta  | D | Tiempo      | Sector 1    | Sector 2 | Sector 3 | V.Max | Elapsed                             | Vta | D | Tiempo      | Sector 1    | Sector 2 | Sector 3 | V.Max | Elapsed     |
| 1  |   | 9:03:23.946 | 9:01:59.607 | 47.430   | 36.909   |       | 9:03:23.946                         | 1   |   | 9:08:59.175 | 9:07:31.395 | 48.731   | 39.049   |       | 9:08:59.175 |
| 2  |   | 2:11.031    | 49.979      | 44.425   | 36.627   |       | 9:05:34.977                         | 2   |   | 2:21.439    | 54.787      | 48.068   | 38.584   |       | 9:11:20.614 |
| 3  |   | 2:12.582    | 50.871      | 45.545   | 36.166   |       | 9:07:47.559                         | 3   |   | 2:19.010    | 52.515      | 47.727   | 38.768   |       | 9:13:39.624 |
| 4  |   | 2:24.580 P  | 49.591      | 45.191   | 49.798   |       | 9:10:12.139                         | 4   |   | 2:18.302    | 52.559      | 47.524   | 38.219   |       | 9:15:57.926 |
| 5  |   | 4:24.916    | 3:08.254    | 41.919   | 34.743   |       | 9:14:37.055                         | 5   |   | 2:19.905    | 52.089      | 48.367   | 39.449   |       | 9:18:17.831 |
| 6  |   | 2:42.523    | 48.088      | 41.057   | 1:13.378 |       | 9:17:19.578                         | 6   |   | 2:18.360    | 52.337      | 47.557   | 38.466   |       | 9:20:36.191 |
| 7  |   | 2:04.745    | 48.426      | 42.146   | 34.173   |       | 9:19:24.323                         | 7   |   | 2:18.319    | 52.337      | 47.632   | 38.350   |       | 9:22:54.510 |
| 8  |   | 2:05.870    | 48.257      | 42.303   | 35.310   |       | 9:21:30.193                         | 8   |   | 2:17.995    | 51.885      | 47.813   | 38.297   |       | 9:25:12.505 |
| 9  |   | 2:03.755    | 47.271      | 41.805   | 34.679   |       | 9:23:33.948                         | 9   |   | 2:17.670    | 51.772      | 47.887   | 38.011   |       | 9:27:30.175 |
| 10   |   | 2:18.798 P  | 46.983      | 42.477   | 49.338   |       | 9:25:52.746                         | 10  |   | 2:17.554    | 51.995      | 47.655   | 37.904   |       | 9:29:47.729 |
|  |   |             |             |          |          |       |                                     | 11  |   | 2:19.417    | 52.023      | 47.842   | 39.552   |       | 9:32:07.146 |
|  |   |             |             |          |          |       |                                     | 12  |   | 2:17.694    | 51.939      | 47.755   | 38.000   |       | 9:34:24.840 |
|  |   |             |             |          |          |       |                                     | 13  |   | 2:18.056    | 51.941      | 47.838   | 38.277   |       | 9:36:42.896 |
|  |   |             |             |          |          |       |                                     | 14  |   | 3:03.600 P  | 1:03.902    | 1:00.914 | 58.784   |       | 9:39:46.496 |



**Circuito del Jarama**  
**División 1**  
**Entrenamiento cronometrado**  
**Tiempos Por Vuelta**

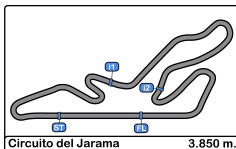
**49** 1 Jorge J. Rodriguez Cañibano TOYOTA AYGO  
 KR 2 EFICAR TEAM

| Vta | D | Tiempo      | Sector 1 | Sector 2 | Sector 3    | V.Max | Elapsed     |
|-----|---|-------------|----------|----------|-------------|-------|-------------|
| 1   |   | 9:09:20.106 |          |          | 9:09:20.106 |       | 9:09:20.106 |
| 2   |   | 2:19.010    |          |          | 9:11:39.116 |       | 9:11:39.116 |
| 3   |   | 3:23.691 P  |          |          | 9:15:02.807 |       | 9:15:02.807 |
| 4   |   | 2:27.273    | 1:01.764 | 47.066   | 38.443      |       | 9:17:30.080 |
| 5   |   | 2:16.936    | 51.628   | 47.105   | 38.203      |       | 9:19:47.016 |
| 6   |   | 2:17.465    | 52.506   | 46.993   | 37.966      |       | 9:22:04.481 |
| 7   |   | 2:16.897    | 51.572   | 47.373   | 37.952      |       | 9:24:21.378 |
| 8   |   | 2:19.425    | 53.271   | 48.129   | 38.025      |       | 9:26:40.803 |
| 9   |   | 2:18.212    | 52.456   | 47.190   | 38.566      |       | 9:28:59.015 |
| 10  |   | 2:32.693 P  | 52.089   | 49.293   | 51.311      |       | 9:31:31.708 |

**50** 1 Alvaro Serrano Aguilar TOYOTA AYGO  
 KR 2 A.E.C.D.

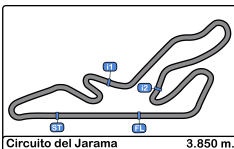
| Vta | D | Tiempo      | Sector 1    | Sector 2 | Sector 3 | V.Max | Elapsed     |
|-----|---|-------------|-------------|----------|----------|-------|-------------|
| 1   |   | 9:09:41.332 | 9:08:07.425 | 52.513   | 41.394   |       | 9:09:41.332 |
| 2   |   | 2:21.635    | 54.114      | 48.428   | 39.093   |       | 9:12:02.967 |
| 3   |   | 2:20.848    | 53.201      | 48.081   | 39.566   |       | 9:14:23.815 |
| 4   |   | 2:19.535    | 52.838      | 47.860   | 38.837   |       | 9:16:43.350 |
| 5   |   | 2:19.096    | 52.569      | 47.603   | 38.924   |       | 9:19:02.446 |
| 6   |   | 2:19.562    | 52.623      | 47.907   | 39.032   |       | 9:21:22.008 |
| 7   |   | 3:03.647    | 1:07.733    | 1:16.408 | 39.506   |       | 9:24:25.655 |
| 8   |   | 2:20.314    | 53.948      | 47.743   | 38.623   |       | 9:26:45.969 |
| 9   |   | 2:18.216    | 51.979      | 47.573   | 38.664   |       | 9:29:04.185 |
| 10  |   | 2:19.381    | 52.341      | 48.007   | 39.033   |       | 9:31:23.566 |
| 11  |   | 2:18.525    | 52.476      | 47.729   | 38.320   |       | 9:33:42.091 |
| 12  |   |             | 56.166      | 58.922   |          |       |             |





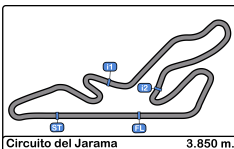
**Circuito del Jarama**  
**División 1**  
**Entrenamiento cronometrado**  
**Mejores Sectores**

| Sector - 1 |    |                                   |          | Sector - 2 |                                   |        |    | Sector - 3                        |        |      |    | Vuelta Ideal vs Mejor Vuelta      |            |          |      |  |
|------------|----|-----------------------------------|----------|------------|-----------------------------------|--------|----|-----------------------------------|--------|------|----|-----------------------------------|------------|----------|------|--|
| Clas       | Nº | Piloto                            | Tiempo   | Nº         | Piloto                            | Tiempo | Nº | Piloto                            | Tiempo | Clas | Nº | Piloto                            | Vta. Ideal | Mejor V. | Clas |  |
| 1          | 15 | Jesus Lopez-Pozuelo               | 41.951   | 15         | Jesus Lopez-Pozuelo               | 36.426 | 15 | Jesus Lopez-Pozuelo               | 30.355 | 1    | 15 | Jesus Lopez-Pozuelo               | 1:48.732   | 1:48.930 | 1    |  |
| 2          | 1  | Ignacio J. Leirana Castillo       | 42.196   | 1          | Ignacio J. Leirana Castillo       | 36.608 | 1  | Ignacio J. Leirana Castillo       | 30.415 | 2    | 1  | Ignacio J. Leirana Castillo       | 1:49.219   | 1:49.306 | 2    |  |
| 3          | 12 | Jaime Cela Talavera               | 43.578   | 8          | Javier Moreno García              | 38.010 | 12 | Jaime Cela Talavera               | 31.772 | 3    | 12 | Jaime Cela Talavera               | 1:53.437   | 1:54.025 | 3    |  |
| 4          | 8  | Javier Moreno García              | 43.659   | 12         | Jaime Cela Talavera               | 38.087 | 8  | Javier Moreno García              | 31.875 | 4    | 8  | Javier Moreno García              | 1:53.544   | 1:54.335 | 4    |  |
| 5          | 31 | Oscar Plazio Gómez                | 43.963   | 31         | Oscar Plazio Gómez                | 38.380 | 31 | Oscar Plazio Gómez                | 31.891 | 5    | 31 | Oscar Plazio Gómez                | 1:54.234   | 1:55.064 | 5    |  |
| 6          | 9  | Santiago Castilla Salinero        | 44.410   | 5          | Juan C. Fernandez                 | 38.883 | 9  | Santiago Castilla Salinero        | 32.373 | 6    | 9  | Santiago Castilla Salinero        | 1:56.046   | 1:56.046 | 6    |  |
| 7          | 28 | Enrique Sánchez                   | 44.798   | 29         | Carlos Plazio Gómez               | 39.060 | 20 | Juan Carlos Lopez Olm             | 32.592 | 7    | 28 | Enrique Sánchez                   | 1:56.739   | 1:57.234 | 10   |  |
| 8          | 29 | Carlos Plazio Gómez               | 44.924   | 18         | Francisco Torres Alcalá           | 39.078 | 28 | Enrique Sánchez                   | 32.683 | 8    | 18 | Francisco Torres Alcalá           | 1:56.778   | 1:57.048 | 9    |  |
| 9          | 18 | Francisco Torres Alcalá           | 44.964   | 20         | Juan Carlos Lopez Olm             | 39.197 | 18 | Francisco Torres Alcalá           | 32.736 | 9    | 29 | Carlos Plazio Gómez               | 1:56.793   | 1:56.798 | 7    |  |
| 10         | 14 | Christian García García           | 45.025   | 28         | Enrique Sánchez                   | 39.258 | 5  | Juan C. Fernandez                 | 32.755 | 10   | 5  | Juan C. Fernandez                 | 1:56.808   | 1:56.829 | 8    |  |
| 11         | 5  | Juan C. Fernandez                 | 45.170   | 9          | Santiago Castilla Salinero        | 39.263 | 29 | Carlos Plazio Gómez               | 32.809 | 11   | 20 | Juan Carlos Lopez Olm             | 1:57.148   | 1:57.790 | 11   |  |
| 12         | 20 | Juan Carlos Lopez Olm             | 45.359   | 47         | Miguel A. Abuin Taeño             | 39.279 | 14 | Christian García García           | 32.872 | 12   | 47 | Miguel A. Abuin Taeño             | 1:57.791   | 1:57.817 | 12   |  |
| 13         | 47 | Miguel A. Abuin Taeño             | 45.401   | 17         | Ernesto Nava Hidalgo              | 39.488 | 47 | Miguel A. Abuin Taeño             | 33.111 | 13   | 14 | Christian García García           | 1:58.313   | 1:58.805 | 13   |  |
| 14         | 27 | Teo Antonio Pérez                 | 45.584   | 4          | Luis Barroso Catalina             | 39.956 | 17 | Ernesto Nava Hidalgo              | 33.291 | 14   | 17 | Ernesto Nava Hidalgo              | 1:58.991   | 1:59.820 | 14   |  |
| 15         | 16 | Ramperez Morán - Auñón            | 45.811   | 16         | Ramperez Morán - Auñón            | 40.403 | 4  | Luis Barroso Catalina             | 33.336 | 15   | 4  | Luis Barroso Catalina             | 1:59.634   | 2:00.259 | 17   |  |
| 16         | 19 | Adrián Martín Abraldes            | 45.855   | 14         | Christian García García           | 40.416 | 16 | Ramperez Morán - Auñón            | 33.460 | 16   | 16 | Ramperez Morán - Auñón            | 1:59.674   | 2:00.968 | 18   |  |
| 17         | 17 | Ernesto Nava Hidalgo              | 46.212   | 19         | Adrián Martín Abraldes            | 40.479 | 19 | Adrián Martín Abraldes            | 33.510 | 17   | 27 | Teo Antonio Pérez                 | 1:59.754   | 2:00.256 | 16   |  |
| 18         | 4  | Luis Barroso Catalina             | 46.342   | 27         | Teo Antonio Pérez                 | 40.558 | 27 | Teo Antonio Pérez                 | 33.612 | 18   | 19 | Adrián Martín Abraldes            | 1:59.844   | 2:00.130 | 15   |  |
| 19         | 23 | Escolar Álvarez - Vigara Tena     | 46.766   | 30         | Chapatte Cortes - Artajo De No    | 41.033 | 23 | Escolar Álvarez - Vigara Tena     | 33.868 | 19   | 23 | Escolar Álvarez - Vigara Tena     | 2:01.781   | 2:01.949 | 19   |  |
| 20         | 30 | Chapatte Cortes - Artajo De No    | 46.951   | 45         | Crespillo Calderón - Ureña García | 41.057 | 45 | Crespillo Calderón - Ureña García | 34.173 | 20   | 45 | Crespillo Calderón - Ureña García | 2:02.213   | 2:03.755 | 21   |  |
| 21         | 45 | Crespillo Calderón - Ureña García | 46.983   | 23         | Escolar Álvarez - Vigara Tena     | 41.147 | 30 | Chapatte Cortes - Artajo De No    | 34.318 | 21   | 30 | Chapatte Cortes - Artajo De No    | 2:02.302   | 2:02.302 | 20   |  |
| 22         | 40 | Andrés Sanchez Perez              | 47.741   | 24         | José David Bartol Salazar         | 41.691 | 24 | José David Bartol Salazar         | 34.319 | 22   | 24 | José David Bartol Salazar         | 2:03.831   | 2:04.093 | 22   |  |
| 23         | 24 | José David Bartol Salazar         | 47.821   | 40         | Andrés Sanchez Perez              | 41.877 | 40 | Andrés Sanchez Perez              | 34.483 | 23   | 40 | Andrés Sanchez Perez              | 2:04.101   | 2:04.502 | 23   |  |
| 24         | 38 | Martin Martinez - Angel Martin    | 49.041   | 38         | Martin Martinez - Angel Martin    | 43.502 | 38 | Martin Martinez - Angel Martin    | 36.258 | 24   | 38 | Martin Martinez - Angel Martin    | 2:08.801   | 2:09.014 | 24   |  |
| 25         | 46 | José M. Rodriguez Cañibano        | 51.571   | 49         | Jorge J. Rodriguez Cañibano       | 46.993 | 46 | José M. Rodriguez Cañibano        | 37.767 | 25   | 49 | Jorge J. Rodriguez Cañibano       | 2:16.517   | 2:16.897 | 26   |  |
| 26         | 49 | Jorge J. Rodriguez Cañibano       | 51.572   | 46         | José M. Rodriguez Cañibano        | 47.239 | 48 | Antonio Otero Montero             | 37.904 | 26   | 46 | José M. Rodriguez Cañibano        | 2:16.577   | 2:16.852 | 25   |  |
| 27         | 48 | Antonio Otero Montero             | 51.772   | 48         | Antonio Otero Montero             | 47.524 | 49 | Jorge J. Rodriguez Cañibano       | 37.952 | 27   | 48 | Antonio Otero Montero             | 2:17.200   | 2:17.554 | 27   |  |
| 28         | 50 | Alvaro Serrano Aguilar            | 51.979   | 50         | Alvaro Serrano Aguilar            | 47.573 | 50 | Alvaro Serrano Aguilar            | 38.320 | 28   | 50 | Alvaro Serrano Aguilar            | 2:17.872   | 2:18.216 | 28   |  |
| 29         | 11 | Agustín Gómez Serran              | 1:04.883 | 11         | Agustín Gómez Serran              | 52.294 | 11 | Agustín Gómez Serran              | 44.041 | 29   | 11 | Agustín Gómez Serran              | 2:41.218   | 3:09.252 | 29   |  |



**Circuito del Jarama**  
**División 1**  
**Entrenamiento cronometrado**  
**5 Mejores Tiempos**

| Cl | Nº | Concursante              | Piloto 1                     | Piloto 2                  | Vehiculo              | Cat | Cl | Mejor 1         |      | Mejor 2  |      | Mejor 3  |      | Mejor 4  |      | Mejor 5  |      |
|----|----|--------------------------|------------------------------|---------------------------|-----------------------|-----|----|-----------------|------|----------|------|----------|------|----------|------|----------|------|
|    |    |                          |                              |                           |                       |     |    | Tiempo          | Vta. | Tiempo   | Vta. | Tiempo   | Vta. | Tiempo   | Vta. | Tiempo   | Vta. |
| 1  | 15 | EFICAR TEAM              | Jesus Lopez-Pozuelo Rivas    |                           | PEUGEOT 205 1.6       | 2B  | 1  | <b>1:48.930</b> | 13   | 1:49.502 | 11   | 1:49.953 | 8    | 1:50.439 | 10   | 1:51.090 | 5    |
| 2  | 1  | IGNACIO LEIRANA CASTILLO | Ignacio J. Leirana Castillo  |                           | CITROEN AX 1.6        | 2B  | 2  | <b>1:49.306</b> | 9    | 1:50.110 | 6    | 1:50.123 | 5    | 1:50.565 | 7    | 1:50.992 | 8    |
| 3  | 12 | RASANTE SPORT            | Jaime Cela Talavera          |                           | CITROEN SAXO 1.6      | 2B  | 3  | <b>1:54.025</b> | 10   | 1:57.026 | 6    | 1:57.993 | 4    | 1:59.090 | 5    | 2:00.912 | 8    |
| 4  | 8  | ESCUADERIA GREDOS        | Javier Moreno García         |                           | PEUGEOT 205 1.6       | 2B  | 4  | <b>1:54.335</b> | 7    | 1:54.615 | 6    | 1:54.645 | 11   | 1:55.006 | 10   | 1:55.691 | 5    |
| 5  | 31 | C.D.E. DEYSCOM SPORT     | Oscar Plazio Gómez           |                           | HONDA CIVIC 1.6       | 2B  | 5  | <b>1:55.064</b> | 7    | 1:55.498 | 6    | 1:55.741 | 4    | 1:57.613 | 3    | 2:03.466 | 5    |
| 6  | 9  | EFICAR TEAM              | Santiago Castilla Salinero   |                           | HYUNDAI GETZ 1.5 CRDi | 2B  | 6  | <b>1:56.046</b> | 6    | 1:56.972 | 5    | 1:58.690 | 2    | 2:12.911 | 3    | 2:32.188 | 7    |
| 7  | 29 | C.D.E. DEYSCOM SPORT     | Carlos Plazio Gómez          |                           | CITROEN SAXO 1.6      | 2A  | 1  | <b>1:56.798</b> | 4    | 1:58.979 | 5    | 1:59.074 | 3    | 2:01.166 | 2    | 2:14.903 | 6    |
| 8  | 5  | C.D.E. ULTIMA VUELTA     | Juan C. Fernandez Pedrero    |                           | CITROEN AX 1.6        | EN  | 1  | <b>1:56.829</b> | 6    | 1:57.386 | 7    | 1:57.464 | 5    | 1:57.499 | 3    | 1:59.046 | 4    |
| 9  | 18 | C.D.E. ULTIMA VUELTA     | Francisco Torres Alcalá      | Jr                        | HYUNDAI GETZ 1.5 CRDi | 2A  | 2  | <b>1:57.048</b> | 11   | 1:57.252 | 5    | 1:57.532 | 10   | 1:58.783 | 7    | 1:59.316 | 2    |
| 10 | 28 | VSR MOTORSPORT           | Enrique Sánchez González     | Rk                        | BMW E36 325i          | EN  | 2  | <b>1:57.234</b> | 5    | 1:58.878 | 8    | 1:59.672 | 3    | 2:00.717 | 10   | 2:00.725 | 9    |
| 11 | 20 | EFICAR TEAM              | Juan Carlos Lopez Olmo       |                           | MERCEDES BENZ 190 2.3 | EN  | 3  | <b>1:57.790</b> | 6    | 1:57.798 | 3    | 1:58.502 | 2    | 1:58.952 | 7    | 2:24.787 | 4    |
| 12 | 47 | C.D.E. ULTIMA VUELTA     | Miguel A. Abuín Taeño        |                           | PEUGEOT 205 2.0       | EN  | 4  | <b>1:57.817</b> | 7    | 1:58.281 | 8    | 1:58.336 | 6    | 1:58.558 | 9    | 1:59.643 | 4    |
| 13 | 14 | RACE                     | Christian García García      | Jr                        | HYUNDAI ACCENT 1.6    | 2A  | 3  | <b>1:58.805</b> | 9    | 1:58.858 | 7    | 1:59.343 | 11   | 1:59.862 | 6    | 1:59.902 | 5    |
| 14 | 17 | RACE                     | Ernesto Nava Hidalgo         |                           | MAZDA RX8 Sport Cup   | 2A  | 4  | <b>1:59.820</b> | 9    | 2:00.015 | 6    | 2:00.334 | 7    | 2:00.470 | 12   | 2:01.153 | 11   |
| 15 | 19 | C.D.E. ULTIMA VUELTA     | Adrián Martín Abraldes       | Rk                        | HYUNDAI GETZ 1.5 CRDi | 2A  | 5  | <b>2:00.130</b> | 9    | 2:00.259 | 10   | 2:00.847 | 8    | 2:02.037 | 7    | 2:09.511 | 5    |
| 16 | 27 | EFICAR TEAM              | Teo Antonio Pérez Palomo     |                           | BMW E36 325i          | EN  | 5  | <b>2:00.256</b> | 13   | 2:00.511 | 6    | 2:00.615 | 10   | 2:00.709 | 5    | 2:00.878 | 7    |
| 17 | 4  | LA RUINA RACING          | Luis Barroso Catalina        |                           | HONDA CIVIC 1.6       | 2A  | 6  | <b>2:00.259</b> | 7    | 2:00.839 | 4    | 2:04.969 | 3    | 2:12.688 | 5    | 2:25.646 | 2    |
| 18 | 16 | VSR MOTORSPORT           | Raúl Ramperez Morán          | Oscar Auñón Fernandez     | BMW 325i              | EN  | 6  | <b>2:00.968</b> | 6    | 2:00.988 | 4    | 2:01.479 | 5    | 2:01.759 | 3    | 2:03.770 | 16   |
| 19 | 23 | A.D. CLEMENTE ARROYO     | Jesus Escolar Álvarez        | Antonio Vígara Tena       | HYUNDAI ACCENT 1.5    | 2A  | 7  | <b>2:01.949</b> | 6    | 2:02.154 | 5    | 2:02.413 | 7    | 2:02.471 | 4    | 2:03.835 | 3    |
| 20 | 30 | ESCUADERIA MADRID        | Julio Chapatte Cortes        | Jaime Artajo De No        | BMW E30 325i          | EN  | 7  | <b>2:02.302</b> | 6    | 2:03.087 | 5    | 2:03.786 | 11   | 2:04.305 | 15   | 2:04.469 | 14   |
| 21 | 45 | CLUB AUTOMOVIL SIERO     | Jose Luis Crespillo Calderón | Miguel Angel Ureña García | FORD PUMA 1.6         | 1   | 1  | <b>2:03.755</b> | 9    | 2:04.745 | 7    | 2:05.870 | 8    | 2:11.031 | 2    | 2:12.582 | 3    |
| 22 | 24 | JOSE D. BARTOL SALAZAR   | José David Bartol Salazar    | Rk                        | OPEL KADETT 2.0       | EN  | 8  | <b>2:04.093</b> | 12   | 2:04.195 | 10   | 2:05.332 | 8    | 2:06.399 | 3    | 2:06.755 | 5    |
| 23 | 40 | ANDRES SANCHEZ PEREZ     | Andrés Sanchez Perez         |                           | HONDA CIVIC 1.6       | EN  | 9  | <b>2:04.502</b> | 10   | 2:04.558 | 15   | 2:05.184 | 13   | 2:05.669 | 3    | 2:06.211 | 8    |
| 24 | 38 | RASANTE SPORT            | Eduardo Martín Martínez      | Miguel Angel Martín Calvo | VOLKSWAGEN GOLF       | EN  | 10 | <b>2:09.014</b> | 3    | 2:09.508 | 11   | 2:10.152 | 5    | 2:10.310 | 6    | 2:10.705 | 10   |
| 25 | 46 | EFICAR TEAM              | José M. Rodríguez Cañibano   | Rk                        | TOYOTA AYGO           | KR  | 1  | <b>2:16.852</b> | 6    | 2:16.934 | 5    | 2:16.977 | 12   | 2:17.370 | 11   | 2:17.453 | 9    |
| 26 | 49 | EFICAR TEAM              | Jorge J. Rodríguez Cañibano  |                           | TOYOTA AYGO           | KR  | 2  | <b>2:16.897</b> | 7    | 2:16.936 | 5    | 2:17.465 | 6    | 2:18.212 | 9    | 2:19.010 | 2    |
| 27 | 48 | AS PONTES MOTORSPORT     | Antonio Otero Montero        |                           | TOYOTA AYGO           | KR  | 3  | <b>2:17.554</b> | 10   | 2:17.670 | 9    | 2:17.694 | 12   | 2:17.995 | 8    | 2:18.056 | 13   |
| 28 | 50 | A.E.C.D.                 | Alvaro Serrano Aguilar       |                           | TOYOTA AYGO           | KR  | 4  | <b>2:18.216</b> | 9    | 2:18.525 | 11   | 2:19.096 | 5    | 2:19.381 | 10   | 2:19.535 | 4    |
| 29 | 11 | PARADINAS MOTORSPORT     | Agustín Gómez Serrano        |                           | HYUNDAI GETZ 1.6      | 2A  | 8  | <b>3:09.252</b> | 2    | 10:52.70 | 3    | 12:24.01 | 4    |          |      |          |      |



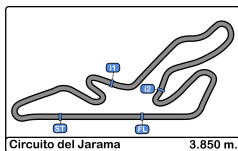
## Circuito del Jarama

### División 1

### Entrenamiento cronometrado

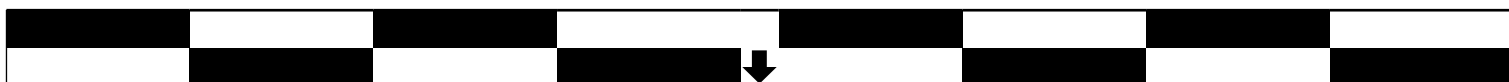
### Secuencia Vueltas Rápidas

| <u>Vta.</u> | <u>Hora Día</u> | <u>Tiempo Sesión</u> | <u>Nº</u> | <u>Concursante</u> | <u>Piloto 1</u>             | <u>Piloto 2</u> | <u>Vehículo</u>       | <u>Cat</u> | <u>Tiempo</u>   | <u>Km/h</u> |
|-------------|-----------------|----------------------|-----------|--------------------|-----------------------------|-----------------|-----------------------|------------|-----------------|-------------|
| 2           | 11:04:30.228    | -29,772              | 20        | EFICAR TEAM        | Juan Carlos Lopez Olmo      |                 | MERCEDES BENZ 190 2.3 | EN         | <b>1:58.502</b> | 116.9       |
| 3           | 11:06:28.026    | -31,974              | 20        | EFICAR TEAM        | Juan Carlos Lopez Olmo      |                 | MERCEDES BENZ 190 2.3 | EN         | <b>1:57.798</b> | 117.6       |
| 3           | 11:08:13.553    | -46,447              | 1         | IGNACIO LEIRANA    | Ignacio J. Leirana Castillo |                 | CITROEN AX 1.6        | 2B         | <b>1:53.250</b> | 122.3       |
| 4           | 11:10:05.675    | -54,325              | 1         | IGNACIO LEIRANA    | Ignacio J. Leirana Castillo |                 | CITROEN AX 1.6        | 2B         | <b>1:52.122</b> | 123.6       |
| 5           | 11:11:55.798    | -4,202               | 1         | IGNACIO LEIRANA    | Ignacio J. Leirana Castillo |                 | CITROEN AX 1.6        | 2B         | <b>1:50.123</b> | 125.8       |
| 6           | 11:13:45.908    | -14,092              | 1         | IGNACIO LEIRANA    | Ignacio J. Leirana Castillo |                 | CITROEN AX 1.6        | 2B         | <b>1:50.110</b> | 125.8       |
| 9           | 11:19:16.771    | -43,229              | 1         | IGNACIO LEIRANA    | Ignacio J. Leirana Castillo |                 | CITROEN AX 1.6        | 2B         | <b>1:49.306</b> | 126.7       |
| 13          | 11:29:21.799    | -38,201              | 15        | EFICAR TEAM        | Jesus Lopez-Pozuelo Rivas   |                 | PEUGEOT 205 1.6       | 2B         | <b>1:48.930</b> | 127.2       |



**Circuito del Jarama**  
**División 1**  
**1ª Carrera**  
**Parrilla de Salida Provisional**

|    |    |                              |          |      |          |                             |    |    |
|----|----|------------------------------|----------|------|----------|-----------------------------|----|----|
| 29 | 50 | Alvaro Serrano Aguilar       | 2:18.216 | .15. | 2:17.554 | Antonio Otero Montero       | 48 | 28 |
| 27 | 49 | Jorge J. Rodriguez Cañibano  | 2:16.897 | .14. | 2:16.852 | José M. Rodriguez Cañibano  | 46 | 26 |
| 25 | 45 | Jose Luis Crespillo Calderón | 2:03.755 | .13. | 2:09.014 | Eduardo Martin Martinez     | 38 | 24 |
| 23 | 40 | Andrés Sanchez Perez         | 2:04.502 | .12. | 2:04.093 | José David Bartol Salazar   | 24 | 22 |
| 21 | 30 | Julio Chapatte Cortes        | 2:02.302 | .11. | 2:00.968 | Raúl Ramperez Morán         | 16 | 20 |
| 19 | 27 | Teo Antonio Pérez Palomo     | 2:00.256 | .10. | 1:57.817 | Miguel A. Abuin Taeño       | 47 | 18 |
| 17 | 20 | Juan Carlos Lopez Olmo       | 1:57.790 | .9.  | 1:57.234 | Enrique Sánchez González    | 28 | 16 |
| 15 | 5  | Juan C. Fernandez Pedrero    | 1:56.829 | .8.  | 3:09.252 | Agustín Gómez Serrano       | 11 | 14 |
| 13 | 23 | Jesus Escolar Álvarez        | 2:01.949 | .7.  | 2:00.259 | Luis Barroso Catalina       | 4  | 12 |
| 11 | 19 | Adrián Martín Abrales        | 2:00.130 | .6.  | 1:59.820 | Ernesto Nava Hidalgo        | 17 | 10 |
| 9  | 14 | Christian García García      | 1:58.805 | .5.  | 1:57.048 | Francisco Torres Alcala     | 18 | 8  |
| 7  | 29 | Carlos Plazio Gómez          | 1:56.798 | .4.  | 1:56.046 | Santiago Castilla Salinero  | 9  | 6  |
| 5  | 31 | Oscar Plazio Gómez           | 1:55.064 | .3.  | 1:54.335 | Javier Moreno García        | 8  | 4  |
| 3  | 12 | Jaime Cela Talavera          | 1:54.025 | .2.  | 1:49.306 | Ignacio J. Leirana Castillo | 1  | 2  |
| 1  | 15 | Jesus Lopez-Pozuelo Rivas    | 1:48.930 | .1.  |          |                             |    |    |

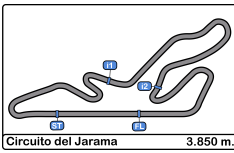


Pole

Publicada a las:.....

**Comisarios Deportivos:**

**Cronometrador:**



# Circuito del Jarama

## División 1

### 1ª Carrera

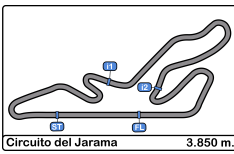
### Resultados Provisionales

| Cls   | Nº                   | Concursante                | Piloto 1                            | Piloto 2                  | Vehiculo              | Cat | Cl | Vtas. | Tiempo           | Dif 1º   | Intervalo | Km/h  | V.R. | Tiempo   | Km/h  |
|---|----------------------|----------------------------|-------------------------------------|---------------------------|-----------------------|-----|----|-------|------------------|----------|-----------|-------|------|----------|-------|
| 1   | 1                    | IGNACIO LEIRANA CASTILL    | Ignacio J. Leirana Castillo         |                           | CITROEN AX 1.6        | 2B  | 1  | 10    | <b>19:04.709</b> |          |           | 121.0 | 1    | 1:51.165 | 124.6 |
| 2   | 8                    | ESCUADERIA GREDOS          | Javier Moreno García                |                           | PEUGEOT 205 1.6       | 2B  | 2  | 10    | <b>19:11.497</b> | 6.788    | 6.788     | 120.3 | 3    | 1:52.952 | 122.7 |
| 3   | 12                   | RASANTE SPORT              | Jaime Cela Talavera                 |                           | CITROEN SAXO 1.6      | 2B  | 3  | 10    | <b>19:30.642</b> | 25.933   | 19.145    | 118.3 | 2    | 1:53.290 | 122.3 |
| 4   | 18                   | C.D.E. ULTIMA VUELTA       | Francisco Torres Alcalá             | Jr                        | HYUNDAI GETZ 1.5 CRDi | 2A  | 1  | 10    | <b>19:43.541</b> | 38.832   | 12.899    | 117.1 | 4    | 1:57.338 | 118.1 |
| 5   | 29                   | C.D.E. DEYSCOM SPORT       | Carlos Plazio Gómez                 |                           | CITROEN SAXO 1.6      | 2A  | 2  | 10    | <b>19:44.488</b> | 39.779   | 0.947     | 117.0 | 5    | 1:57.551 | 117.9 |
| 6   | 28                   | VSR MOTORSPORT             | Enrique Sánchez González            | Rk                        | BMW E36 325i          | EN  | 1  | 10    | <b>19:44.650</b> | 39.941   | 0.162     | 116.9 | 4    | 1:56.413 | 119.0 |
| 7   | 5                    | C.D.E. ULTIMA VUELTA       | Juan C. Fernandez Pedrero           |                           | CITROEN AX 1.6        | EN  | 2  | 10    | <b>19:45.541</b> | 40.832   | 0.891     | 116.9 | 10   | 1:56.625 | 118.8 |
| 8   | 14                   | RACE                       | Christian García García             | Jr                        | HYUNDAI ACCENT 1.6    | 2A  | 3  | 10    | <b>20:01.140</b> | 56.431   | 15.599    | 115.3 | 4    | 1:58.019 | 117.4 |
| 9   | 47                   | C.D.E. ULTIMA VUELTA       | Miguel A. Abuin Taeño               |                           | PEUGEOT 205 2.0       | EN  | 3  | 10    | <b>20:06.803</b> | 1:02.094 | 5.663     | 114.8 | 3    | 1:58.325 | 117.1 |
| 10  | 16                   | VSR MOTORSPORT             | <b>Raúl Ramperez Morán</b>          | Oscar Auñón Fernandez     | BMW 325i              | EN  | 4  | 10    | <b>20:16.651</b> | 1:11.942 | 9.848     | 113.9 | 3    | 1:59.806 | 115.6 |
| 11  | 27                   | EFICAR TEAM                | Teo Antonio Pérez Palomo            |                           | BMW E36 325i          | EN  | 5  | 10    | <b>20:25.652</b> | 1:20.943 | 9.001     | 113.0 | 3    | 2:00.642 | 114.8 |
| 12  | 11                   | PARADINAS MOTORSPORT       | Agustín Gómez Serrano               |                           | HYUNDAI GETZ 1.6      | 2A  | 4  | 10    | <b>20:49.701</b> | 1:44.992 | 24.049    | 110.9 | 7    | 2:00.879 | 114.6 |
| 13  | 19                   | C.D.E. ULTIMA VUELTA       | Adrián Martín Abrales               | Rk                        | HYUNDAI GETZ 1.5 CRDi | 2A  | 5  | 10    | <b>20:56.812</b> | 1:52.103 | 7.111     | 110.2 | 9    | 2:01.978 | 113.6 |
| 14  | 40                   | ANDRES SANCHEZ PEREZ       | Andrés Sanchez Perez                |                           | HONDA CIVIC 1.6       | EN  | 6  | 10    | <b>21:00.807</b> | 1:56.098 | 3.995     | 109.9 | 6    | 2:03.363 | 112.3 |
| 15  | 30                   | ESCUADERIA MADRID          | <b>Julio Chapatte Cortes</b>        | Jaime Artajo De No        | BMW E30 325i          | EN  | 7  | 9     | <b>19:07.129</b> | 1 Vta    | 1 Vta     | 108.7 | 5    | 2:05.566 | 110.3 |
| 16  | 24                   | JOSE D. BARTOL SALAZAR     | José David Bartol Salazar           | Rk                        | OPEL KADETT 2.0       | EN  | 8  | 9     | <b>19:12.887</b> | 1 Vta    | 5.758     | 108.1 | 5    | 2:05.570 | 110.3 |
| 17  | 23                   | A.D. CLEMENTE ARROYO       | <b>Jesus Escolar Álvarez</b>        | Antonio Vígara Tena       | HYUNDAI ACCENT 1.5    | 2A  | 6  | 9     | <b>19:33.500</b> | 1 Vta    | 20.613    | 106.2 | 9    | 2:05.800 | 110.1 |
| 18  | 38                   | RASANTE SPORT              | <b>Eduardo Martín Martínez</b>      | Miguel Angel Martín Calvo | VOLKSWAGEN GOLF       | EN  | 9  | 9     | <b>19:36.065</b> | 1 Vta    | 2.565     | 106.0 | 6    | 2:08.115 | 108.1 |
| 19  | 45                   | CLUB AUTOMOVIL SIERO       | <b>Jose Luis Crespillo Calderón</b> | Miguel Angel Ureña García | FORD PUMA 1.6         | 1   | 1  | 9     | <b>19:37.432</b> | 1 Vta    | 1.367     | 105.9 | 6    | 2:07.476 | 108.7 |
| 20  | 46                   | EFICAR TEAM                | José M. Rodríguez Cañibano          | Rk                        | TOYOTA AYGO           | KR  | 1  | 9     | <b>20:46.606</b> | 1 Vta    | 1:09.174  | 100.0 | 2    | 2:16.681 | 101.4 |
| 21  | 48                   | AS PONTES MOTORSPORT       | Antonio Otero Montero               |                           | TOYOTA AYGO           | KR  | 2  | 9     | <b>20:53.180</b> | 1 Vta    | 6.574     | 99.5  | 3    | 2:17.629 | 100.7 |
| 22  | 50                   | A.E.C.D.                   | Alvaro Serrano Aguilar              |                           | TOYOTA AYGO           | KR  | 3  | 9     | <b>21:05.765</b> | 1 Vta    | 12.585    | 98.5  | 7    | 2:18.777 | 99.8  |
| 23  | 49                   | EFICAR TEAM                | Jorge J. Rodríguez Cañibano         |                           | TOYOTA AYGO           | KR  | 4  | 9     | <b>21:08.140</b> | 1 Vta    | 2.375     | 98.3  | 7    | 2:18.811 | 99.8  |
| <b>No clasificados: (Requerimientos: 75% del número de vueltas del líder = 8 Vueltas)</b> |                      |                            |                                     |                           |                       |     |    |       |                  |          |           |       |      |          |       |
| 31  | C.D.E. DEYSCOM SPORT | Oscar Plazio Gómez         |                                     |                           | HONDA CIVIC 1.6       | 2B  | 4  | 7     | <b>13:37.488</b> | 3 Vtas   | 2 Vtas    | 118.6 | 2    | 1:54.115 | 121.4 |
| 20  | EFICAR TEAM          | Juan Carlos Lopez Olmo     |                                     |                           | MERCEDES BENZ 190 2.3 | EN  | 10 | 7     | <b>14:50.649</b> | 3 Vtas   | 1:13.161  | 108.9 | 3    | 1:57.356 | 118.1 |
| 9   | EFICAR TEAM          | Santiago Castilla Salinero |                                     |                           | HYUNDAI GETZ 1.5 CRDi | 2B  | 5  | 4     | <b>7:56.540</b>  | 6 Vtas   | 3 Vtas    | 116.3 | 3    | 1:55.814 | 119.6 |
| 17  | RACE                 | Ernesto Nava Hidalgo       |                                     |                           | MAZDA RX8 Sport Cup   | 2A  | 7  | 2     | <b>4:15.150</b>  | 8 Vtas   | 2 Vtas    | 108.6 | 2    | 2:03.429 | 112.2 |
| 15  | EFICAR TEAM          | Jesus Lopez-Pozuelo Rivas  |                                     |                           | PEUGEOT 205 1.6       | 2B  | 6  |       |                  |          |           |       |      |          |       |
| 4   | LA RUINA RACING      | Luis Barroso Catalina      |                                     |                           | HONDA CIVIC 1.6       | 2A  | 8  |       |                  |          |           |       |      |          |       |

Vuelta Rápida Ignacio J. Leirana Castillo en 1:51.165 a 124.7 Km/h en la vuelta 1

Publicado a las:.....

|                               |                             |                       |
|-------------------------------|-----------------------------|-----------------------|
| <b>Comisarios Deportivos:</b> | <b>Director de Carrera:</b> | <b>Cronometrador:</b> |
|-------------------------------|-----------------------------|-----------------------|



# Circuito del Jarama

## División 1

### 1ª Carrera

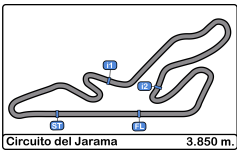
#### Resultados Provisionales por categoría

| Cls   | Nº | Concursante             | Piloto 1                            | Piloto 2                  | Vehiculo              | Cat | Cl | Vtas. | Tiempo           | Dif 1º   | Intervalo | Km/h  | V.R. | Tiempo   | Km/h  |
|---|----|-------------------------|-------------------------------------|---------------------------|-----------------------|-----|----|-------|------------------|----------|-----------|-------|------|----------|-------|
| <b>2B</b>   |    |                         |                                     |                           |                       |     |    |       |                  |          |           |       |      |          |       |
| 1   | 1  | IGNACIO LEIRANA CASTILL | Ignacio J. Leirana Castillo         |                           | CITROEN AX 1.6        | 2B  | 1  | 10    | <b>19:04.709</b> |          |           | 121.0 | 1    | 1:51.165 | 124.6 |
| 2   | 8  | ESCUADERIA GREDOS       | Javier Moreno García                |                           | PEUGEOT 205 1.6       | 2B  | 2  | 10    | <b>19:11.497</b> | 6.788    | 6.788     | 120.3 | 3    | 1:52.952 | 122.7 |
| 3   | 12 | RASANTE SPORT           | Jaime Cela Talavera                 |                           | CITROEN SAXO 1.6      | 2B  | 3  | 10    | <b>19:30.642</b> | 25.933   | 19.145    | 118.3 | 2    | 1:53.290 | 122.3 |
| <b>No clasificados: (Requerimientos: 75% del número de vueltas del lider = 8 Vueltas)</b> |    |                         |                                     |                           |                       |     |    |       |                  |          |           |       |      |          |       |
| 31  |    | C.D.E. DEYSCOM SPORT    | Oscar Plazio Gómez                  |                           | HONDA CIVIC 1.6       | 2B  | 4  | 7     | <b>13:37.488</b> | 3 Vtas   | 3 Vtas    | 118.6 | 2    | 1:54.115 | 121.4 |
| 9   |    | EFICAR TEAM             | Santiago Castilla Salinero          |                           | HYUNDAI GETZ 1.5 CRDi | 2B  | 5  | 4     | <b>7:56.540</b>  | 6 Vtas   | 3 Vtas    | 116.3 | 3    | 1:55.814 | 119.6 |
| 15  |    | EFICAR TEAM             | Jesus Lopez-Pozuelo Rivas           |                           | PEUGEOT 205 1.6       | 2B  | 6  |       |                  |          |           |       |      |          |       |
| <b>2A</b>   |    |                         |                                     |                           |                       |     |    |       |                  |          |           |       |      |          |       |
| 1   | 18 | C.D.E. ULTIMA VUELTA    | Francisco Torres Alcalá             | Jr                        | HYUNDAI GETZ 1.5 CRDi | 2A  | 1  | 10    | <b>19:43.541</b> |          |           | 117.1 | 4    | 1:57.338 | 118.1 |
| 2   | 29 | C.D.E. DEYSCOM SPORT    | Carlos Plazio Gómez                 |                           | CITROEN SAXO 1.6      | 2A  | 2  | 10    | <b>19:44.488</b> | 39.779   | 0.947     | 117.0 | 5    | 1:57.551 | 117.9 |
| 3   | 14 | RACE                    | Christian García García             | Jr                        | HYUNDAI ACCENT 1.6    | 2A  | 3  | 10    | <b>20:01.140</b> | 56.431   | 16.652    | 115.3 | 4    | 1:58.019 | 117.4 |
| 4   | 11 | PARADINAS MOTORSPORT    | Agustín Gómez Serrano               |                           | HYUNDAI GETZ 1.6      | 2A  | 4  | 10    | <b>20:49.701</b> | 1:44.992 | 48.561    | 110.9 | 7    | 2:00.879 | 114.6 |
| 5   | 19 | C.D.E. ULTIMA VUELTA    | Adrián Martín Abrales               | Rk                        | HYUNDAI GETZ 1.5 CRDi | 2A  | 5  | 10    | <b>20:56.812</b> | 1:52.103 | 7.111     | 110.2 | 9    | 2:01.978 | 113.6 |
| 6   | 23 | A.D. CLEMENTE ARROYO    | <u>Jesus Escolar Álvarez</u>        | Antonio Vígara Tena       | HYUNDAI ACCENT 1.5    | 2A  | 6  | 9     | <b>19:33.500</b> | 1 Vta    | 1 Vta     | 106.2 | 9    | 2:05.800 | 110.1 |
| <b>No clasificados: (Requerimientos: 75% del número de vueltas del lider = 8 Vueltas)</b> |    |                         |                                     |                           |                       |     |    |       |                  |          |           |       |      |          |       |
| 17  |    | RACE                    | Ernesto Nava Hidalgo                |                           | MAZDA RX8 Sport Cup   | 2A  | 7  | 2     | <b>4:15.150</b>  | 8 Vtas   | 7 Vtas    | 108.6 | 2    | 2:03.429 | 112.2 |
| 4   |    | LA RUINA RACING         | Luis Barroso Catalina               |                           | HONDA CIVIC 1.6       | 2A  | 8  |       |                  |          |           |       |      |          |       |
| <b>EN</b>   |    |                         |                                     |                           |                       |     |    |       |                  |          |           |       |      |          |       |
| 1   | 28 | VSR MOTORSPORT          | Enrique Sánchez González            | Rk                        | BMW E36 325i          | EN  | 1  | 10    | <b>19:44.650</b> |          |           | 116.9 | 4    | 1:56.413 | 119.0 |
| 2   | 5  | C.D.E. ULTIMA VUELTA    | Juan C. Fernandez Pedrero           |                           | CITROEN AX 1.6        | EN  | 2  | 10    | <b>19:45.541</b> | 40.832   | 0.891     | 116.9 | 10   | 1:56.625 | 118.8 |
| 3   | 47 | C.D.E. ULTIMA VUELTA    | Miguel A. Abuin Taeño               |                           | PEUGEOT 205 2.0       | EN  | 3  | 10    | <b>20:06.803</b> | 1:02.094 | 21.262    | 114.8 | 3    | 1:58.325 | 117.1 |
| 4   | 16 | VSR MOTORSPORT          | <u>Raúl Ramperez Morán</u>          | Oscar Auñón Fernandez     | BMW 325i              | EN  | 4  | 10    | <b>20:16.651</b> | 1:11.942 | 9.848     | 113.9 | 3    | 1:59.806 | 115.6 |
| 5   | 27 | EFICAR TEAM             | Teo Antonio Pérez Palomo            |                           | BMW E36 325i          | EN  | 5  | 10    | <b>20:25.652</b> | 1:20.943 | 9.001     | 113.0 | 3    | 2:00.642 | 114.8 |
| 6   | 40 | ANDRES SANCHEZ PEREZ    | Andrés Sanchez Perez                |                           | HONDA CIVIC 1.6       | EN  | 6  | 10    | <b>21:00.807</b> | 1:56.098 | 35.155    | 109.9 | 6    | 2:03.363 | 112.3 |
| 7   | 30 | ESCUADERIA MADRID       | <u>Julio Chapatte Cortes</u>        | Jaime Artajo De No        | BMW E30 325i          | EN  | 7  | 9     | <b>19:07.129</b> | 1 Vta    | 1 Vta     | 108.7 | 5    | 2:05.566 | 110.3 |
| 8   | 24 | JOSE D. BARTOL SALAZAR  | José David Bartol Salazar           | Rk                        | OPEL KADETT 2.0       | EN  | 8  | 9     | <b>19:12.887</b> | 1 Vta    | 5.758     | 108.1 | 5    | 2:05.570 | 110.3 |
| 9   | 38 | RASANTE SPORT           | <u>Eduardo Martín Martínez</u>      | Miguel Angel Martín Calvo | VOLKSWAGEN GOLF       | EN  | 9  | 9     | <b>19:36.065</b> | 1 Vta    | 23.178    | 106.0 | 6    | 2:08.115 | 108.1 |
| <b>No clasificados: (Requerimientos: 75% del número de vueltas del lider = 8 Vueltas)</b> |    |                         |                                     |                           |                       |     |    |       |                  |          |           |       |      |          |       |
| 20  |    | EFICAR TEAM             | Juan Carlos Lopez Olmo              |                           | MERCEDES BENZ 190 2.3 | EN  | 10 | 7     | <b>14:50.649</b> | 3 Vtas   | 2 Vtas    | 108.9 | 3    | 1:57.356 | 118.1 |
| <b>1</b>  |    |                         |                                     |                           |                       |     |    |       |                  |          |           |       |      |          |       |
| 1   | 45 | CLUB AUTOMOVIL SIERO    | <u>Jose Luis Crespillo Calderón</u> | Miguel Angel Ureña García | FORD PUMA 1.6         | 1   | 1  | 9     | <b>19:37.432</b> |          |           | 105.9 | 6    | 2:07.476 | 108.7 |
| <b>KR</b>   |    |                         |                                     |                           |                       |     |    |       |                  |          |           |       |      |          |       |
| 1   | 46 | EFICAR TEAM             | José M. Rodríguez Cañibano          | Rk                        | TOYOTA AYGO           | KR  | 1  | 9     | <b>20:46.606</b> |          |           | 100.0 | 2    | 2:16.681 | 101.4 |
| 2   | 48 | AS PONTES MOTORSPORT    | Antonio Otero Montero               |                           | TOYOTA AYGO           | KR  | 2  | 9     | <b>20:53.180</b> | 1 Vta    | 6.574     | 99.5  | 3    | 2:17.629 | 100.7 |
| 3   | 50 | A.E.C.D.                | Alvaro Serrano Aguilar              |                           | TOYOTA AYGO           | KR  | 3  | 9     | <b>21:05.765</b> | 1 Vta    | 12.585    | 98.5  | 7    | 2:18.777 | 99.8  |

Publicado a las:.....

|                               |                             |                       |
|-------------------------------|-----------------------------|-----------------------|
| <b>Comisarios Deportivos:</b> | <b>Director de Carrera:</b> | <b>Cronometrador:</b> |
|-------------------------------|-----------------------------|-----------------------|





# Circuito del Jarama

División 1

1ª Carrera

## Resultados Provisionales por categoria

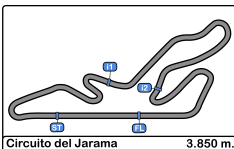
| Cls | Nº | Concursante | Piloto 1                    | Piloto 2 | Vehiculo    | Cat | Cl | Vtas. | Tiempo           | Dif 1º | Intervalo | Km/h | V.R. | Tiempo   | Km/h |
|-----|----|-------------|-----------------------------|----------|-------------|-----|----|-------|------------------|--------|-----------|------|------|----------|------|
| 4   | 49 | EFICAR TEAM | Jorge J. Rodriguez Cañibano |          | TOYOTA AYGO | KR  | 4  | 9     | <b>21:08.140</b> | 1 Vta  | 2.375     | 98.3 | 7    | 2:18.811 | 99.8 |

Vuelta Rápida Ignacio J. Leirana Castillo en 1:51.165 a 124.7 Km/h en la vuelta 1

Publicado a las:.....

|                               |                             |                       |
|-------------------------------|-----------------------------|-----------------------|
| <b>Comisarios Deportivos:</b> | <b>Director de Carrera:</b> | <b>Cronometrador:</b> |
|-------------------------------|-----------------------------|-----------------------|





## Circuito del Jarama

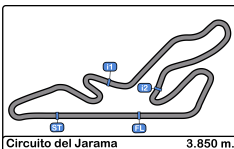
### División 1

### 1ª Carrera

### Clasificación Provisional por Vuelta Rápida de Piloto

| Clas | Nº | Concursante                | Vehiculo              | Piloto                       | Cat | Clas | Vtas. | V.R | Tiempo          | Dif 1º | Intervalo | Km/h  |
|------|----|----------------------------|-----------------------|------------------------------|-----|------|-------|-----|-----------------|--------|-----------|-------|
| 1    | 1  | IGNACIO LEIRANA CASTILLO   | CITROEN AX 1.6        | Ignacio J. Leirana Castillo  | 2B  | 1    | 10    | 1   | <b>1:51.165</b> |        |           | 124.6 |
| 2    | 8  | ESCUADERIA GREDOS          | PEUGEOT 205 1.6       | Javier Moreno García         | 2B  | 2    | 10    | 3   | <b>1:52.952</b> | 1.787  | 1.787     | 122.7 |
| 3    | 12 | RASANTE SPORT              | CITROEN SAXO 1.6      | Jaime Cela Talavera          | 2B  | 3    | 10    | 2   | <b>1:53.290</b> | 2.125  | 0.338     | 122.3 |
| 4    | 31 | C.D.E. DEYSCOM SPORT       | HONDA CIVIC 1.6       | Oscar Plazio Gómez           | 2B  | 4    | 7     | 2   | <b>1:54.115</b> | 2.950  | 0.825     | 121.4 |
| 5    | 9  | EFICAR TEAM                | HYUNDAI GETZ 1.5 CRDi | Santiago Castilla Salinero   | 2B  | 5    | 4     | 3   | <b>1:55.814</b> | 4.649  | 1.699     | 119.6 |
| 6    | 28 | VSR MOTORSPORT             | BMW E36 325i          | Enrique Sánchez González     | EN  | 1    | 10    | 4   | <b>1:56.413</b> | 5.248  | 0.599     | 119.0 |
| 7    | 5  | C.D.E. ULTIMA VUELTA       | CITROEN AX 1.6        | Juan C. Fernandez Pedrero    | EN  | 2    | 10    | 10  | <b>1:56.625</b> | 5.460  | 0.212     | 118.8 |
| 8    | 18 | C.D.E. ULTIMA VUELTA       | HYUNDAI GETZ 1.5 CRDi | Francisco Torres Alcala      | 2A  | 1    | 10    | 4   | <b>1:57.338</b> | 6.173  | 0.713     | 118.1 |
| 9    | 20 | EFICAR TEAM                | MERCEDES BENZ 190 2.3 | Juan Carlos Lopez Olmo       | EN  | 3    | 7     | 3   | <b>1:57.356</b> | 6.191  | 0.018     | 118.1 |
| 10   | 29 | C.D.E. DEYSCOM SPORT       | CITROEN SAXO 1.6      | Carlos Plazio Gómez          | 2A  | 2    | 10    | 5   | <b>1:57.551</b> | 6.386  | 0.195     | 117.9 |
| 11   | 14 | RACE                       | HYUNDAI ACCENT 1.6    | Christian García García      | 2A  | 3    | 10    | 4   | <b>1:58.019</b> | 6.854  | 0.468     | 117.4 |
| 12   | 47 | C.D.E. ULTIMA VUELTA       | PEUGEOT 205 2.0       | Miguel A. Abuin Taeño        | EN  | 4    | 10    | 3   | <b>1:58.325</b> | 7.160  | 0.306     | 117.1 |
| 13   | 16 | VSR MOTORSPORT             | BMW 325i              | Raúl Ramperez Morán          | EN  | 5    | 10    | 3   | <b>1:59.806</b> | 8.641  | 1.481     | 115.6 |
| 14   | 27 | EFICAR TEAM                | BMW E36 325i          | Teo Antonio Pérez Palomo     | EN  | 6    | 10    | 3   | <b>2:00.642</b> | 9.477  | 0.836     | 114.8 |
| 15   | 11 | PARADINAS MOTORSPORT       | HYUNDAI GETZ 1.6      | Agustín Gómez Serrano        | 2A  | 4    | 10    | 7   | <b>2:00.879</b> | 9.714  | 0.237     | 114.6 |
| 16   | 19 | C.D.E. ULTIMA VUELTA       | HYUNDAI GETZ 1.5 CRDi | Adrián Martín Abrales        | 2A  | 5    | 10    | 9   | <b>2:01.978</b> | 10.813 | 1.099     | 113.6 |
| 17   | 40 | ANDRES SANCHEZ PEREZ       | HONDA CIVIC 1.6       | Andrés Sanchez Perez         | EN  | 7    | 10    | 6   | <b>2:03.363</b> | 12.198 | 1.385     | 112.3 |
| 18   | 17 | RACE                       | MAZDA RX8 Sport Cup   | Ernesto Nava Hidalgo         | 2A  | 6    | 2     | 2   | <b>2:03.429</b> | 12.264 | 0.066     | 112.2 |
| 19   | 30 | ESCUADERIA MADRID HISTORIC | BMW E30 325i          | Julio Chapatte Cortes        | EN  | 8    | 9     | 5   | <b>2:05.566</b> | 14.401 | 2.137     | 110.3 |
| 20   | 24 | JOSE D. BARTOL SALAZAR     | OPEL KADETT 2.0       | José David Bartol Salazar    | EN  | 9    | 9     | 5   | <b>2:05.570</b> | 14.405 | 0.004     | 110.3 |
| 21   | 23 | A.D. CLEMENTE ARROYO       | HYUNDAI ACCENT 1.5    | Jesus Escolar Álvarez        | 2A  | 7    | 9     | 9   | <b>2:05.800</b> | 14.635 | 0.230     | 110.1 |
| 22   | 45 | CLUB AUTOMOVIL SIERO       | FORD PUMA 1.6         | Jose Luis Crespillo Calderón | 1   | 1    | 9     | 6   | <b>2:07.476</b> | 16.311 | 1.676     | 108.7 |
| 23   | 38 | RASANTE SPORT              | VOLKSWAGEN GOLF       | Eduardo Martin Martinez      | EN  | 10   | 9     | 6   | <b>2:08.115</b> | 16.950 | 0.639     | 108.1 |
| 24   | 46 | EFICAR TEAM                | TOYOTA AYGO           | José M. Rodríguez Cañibano   | KR  | 1    | 9     | 2   | <b>2:16.681</b> | 25.516 | 8.566     | 101.4 |
| 25   | 48 | AS PONTES MOTORSPORT       | TOYOTA AYGO           | Antonio Otero Montero        | KR  | 2    | 9     | 3   | <b>2:17.629</b> | 26.464 | 0.948     | 100.7 |
| 26   | 50 | A.E.C.D.                   | TOYOTA AYGO           | Alvaro Serrano Aguilar       | KR  | 3    | 9     | 7   | <b>2:18.777</b> | 27.612 | 1.148     | 99.8  |
| 27   | 49 | EFICAR TEAM                | TOYOTA AYGO           | Jorge J. Rodríguez Cañibano  | KR  | 4    | 9     | 7   | <b>2:18.811</b> | 27.646 | 0.034     | 99.8  |





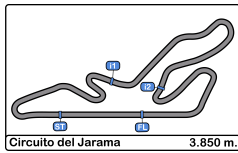
## Circuito del Jarama

### División 1

### 1ª Carrera

### Distancia y Velocidad Media

| Cls   | Nº | Concursante             | Piloto 1                           | Piloto 2                  | Vehiculo              | Cat | Cls | Vtas. | Distancia | Tiempo    | Km/h  |
|---|----|-------------------------|------------------------------------|---------------------------|-----------------------|-----|-----|-------|-----------|-----------|-------|
| 1   | 1  | IGNACIO LEIRANA CASTILL | Ignacio J. Leirana Castillo        |                           | CITROEN AX 1.6        | 2B  | 1   | 10    | 38.50     | 19:04.709 | 121.0 |
| 2   | 8  | ESCUADERIA GREDOS       | Javier Moreno García               |                           | PEUGEOT 205 1.6       | 2B  | 2   | 10    | 38.50     | 19:11.497 | 120.3 |
| 3   | 12 | RASANTE SPORT           | Jaime Cela Talavera                |                           | CITROEN SAXO 1.6      | 2B  | 3   | 10    | 38.50     | 19:30.642 | 118.3 |
| 4   | 18 | C.D.E. ULTIMA VUELTA    | Francisco Torres Alcalá            | Jr                        | HYUNDAI GETZ 1.5 CRDi | 2A  | 1   | 10    | 38.50     | 19:43.541 | 117.1 |
| 5   | 29 | C.D.E. DEYSCOM SPORT    | Carlos Plazio Gómez                |                           | CITROEN SAXO 1.6      | 2A  | 2   | 10    | 38.50     | 19:44.488 | 117.0 |
| 6   | 28 | VSR MOTORSPORT          | Enrique Sánchez González           | Rk                        | BMW E36 325i          | EN  | 1   | 10    | 38.50     | 19:44.650 | 116.9 |
| 7   | 5  | C.D.E. ULTIMA VUELTA    | Juan C. Fernandez Pedrero          |                           | CITROEN AX 1.6        | EN  | 2   | 10    | 38.50     | 19:45.541 | 116.9 |
| 8   | 14 | RACE                    | Christian García García            | Jr                        | HYUNDAI ACCENT 1.6    | 2A  | 3   | 10    | 38.50     | 20:01.140 | 115.3 |
| 9   | 47 | C.D.E. ULTIMA VUELTA    | Miguel A. Abuin Taeño              |                           | PEUGEOT 205 2.0       | EN  | 3   | 10    | 38.50     | 20:06.803 | 114.8 |
| 10  | 16 | VSR MOTORSPORT          | <u>Raúl Ramperez Morán</u>         | Oscar Auñón Fernandez     | BMW 325i              | EN  | 4   | 10    | 38.50     | 20:16.651 | 113.9 |
| 11  | 27 | EFICAR TEAM             | Teo Antonio Pérez Palomo           |                           | BMW E36 325i          | EN  | 5   | 10    | 38.50     | 20:25.652 | 113.0 |
| 12  | 11 | PARADINAS MOTORSPORT    | Agustín Gómez Serrano              |                           | HYUNDAI GETZ 1.6      | 2A  | 4   | 10    | 38.50     | 20:49.701 | 110.9 |
| 13  | 19 | C.D.E. ULTIMA VUELTA    | Adrián Martín Abraldes             | Rk                        | HYUNDAI GETZ 1.5 CRDi | 2A  | 5   | 10    | 38.50     | 20:56.812 | 110.2 |
| 14  | 40 | ANDRES SANCHEZ PEREZ    | Andrés Sanchez Perez               |                           | HONDA CIVIC 1.6       | EN  | 6   | 10    | 38.50     | 21:00.807 | 109.9 |
| 15  | 30 | ESCUADERIA MADRID HISTO | <u>Julio Chapatte Cortes</u>       | Jaime Artajo De No        | BMW E30 325i          | EN  | 7   | 9     | 34.65     | 19:07.129 | 108.7 |
| 16  | 24 | JOSE D. BARTOL SALAZAR  | José David Bartol Salazar          | Rk                        | OPEL KADETT 2.0       | EN  | 8   | 9     | 34.65     | 19:12.887 | 108.1 |
| 17  | 23 | A.D. CLEMENTE ARROYO    | <u>Jesus Escolar Álvarez</u>       | Antonio Vígara Tena       | HYUNDAI ACCENT 1.5    | 2A  | 6   | 9     | 34.65     | 19:33.500 | 106.2 |
| 18  | 38 | RASANTE SPORT           | <u>Eduardo Martin Martinez</u>     | Miguel Angel Martin Calvo | VOLKSWAGEN GOLF       | EN  | 9   | 9     | 34.65     | 19:36.065 | 106.0 |
| 19  | 45 | CLUB AUTOMOVIL SIERO    | <u>Jose Luis Crespillo Calderó</u> | Miguel Angel Ureña García | FORD PUMA 1.6         | 1   | 1   | 9     | 34.65     | 19:37.432 | 105.9 |
| 20  | 46 | EFICAR TEAM             | José M. Rodríguez Cañibano         | Rk                        | TOYOTA AYGO           | KR  | 1   | 9     | 34.65     | 20:46.606 | 100.0 |
| 21  | 48 | AS PONTES MOTORSPORT    | Antonio Otero Montero              |                           | TOYOTA AYGO           | KR  | 2   | 9     | 34.65     | 20:53.180 | 99.5  |
| 22  | 50 | A.E.C.D.                | Alvaro Serrano Aguilar             |                           | TOYOTA AYGO           | KR  | 3   | 9     | 34.65     | 21:05.765 | 98.5  |
| 23  | 49 | EFICAR TEAM             | Jorge J. Rodríguez Cañibano        |                           | TOYOTA AYGO           | KR  | 4   | 9     | 34.65     | 21:08.140 | 98.3  |
| <b>No clasificados: (Requerimientos: 75% del número de vueltas del líder = 8 Vueltas)</b> |    |                         |                                    |                           |                       |     |     |       |           |           |       |
| 31  |    | C.D.E. DEYSCOM SPORT    | Oscar Plazio Gómez                 |                           | HONDA CIVIC 1.6       | 2B  | 4   | 7     | 26.95     | 13:37.488 | 118.6 |
| 20  |    | EFICAR TEAM             | Juan Carlos Lopez Olmo             |                           | MERCEDES BENZ 190 2.3 | EN  | 10  | 7     | 26.95     | 14:50.649 | 108.9 |
| 9   |    | EFICAR TEAM             | Santiago Castilla Salinero         |                           | HYUNDAI GETZ 1.5 CRDi | 2B  | 5   | 4     | 15.40     | 7:56.540  | 116.3 |
| 17  |    | RACE                    | Ernesto Nava Hidalgo               |                           | MAZDA RX8 Sport Cup   | 2A  | 7   | 2     | 07.70     | 4:15.150  | 108.6 |
| 15  |    | EFICAR TEAM             | Jesus Lopez-Pozuelo Rivas          |                           | PEUGEOT 205 1.6       | 2B  | 6   |       |           |           |       |
| 4   |    | LA RUINA RACING         | Luis Barroso Catalina              |                           | HONDA CIVIC 1.6       | 2A  | 8   |       |           |           |       |



# Circuito del Jarama

## División 1

### 1ª Carrera

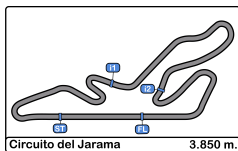
#### Tiempos Por Vuelta

| 1                             |   |          |          |          |          |       | 11                      |     |   |          |          |          |          |       |           |
|-------------------------------|---|----------|----------|----------|----------|-------|-------------------------|-----|---|----------|----------|----------|----------|-------|-----------|
| 1 Ignacio J. Leirana Castillo |   |          |          |          |          |       | 1 Agustín Gómez Serrano |     |   |          |          |          |          |       |           |
| CITROEN AX 1.6                |   |          |          |          |          |       | HYUNDAI GETZ 1.6        |     |   |          |          |          |          |       |           |
| 2B                            |   |          |          |          |          |       | 2A                      |     |   |          |          |          |          |       |           |
| 2 IGNACIO LEIRANA CASTILLO    |   |          |          |          |          |       | 2 PARADINAS MOTORSPORT  |     |   |          |          |          |          |       |           |
| Vta                           | D | Tiempo   | Sector 1 | Sector 2 | Sector 3 | V.Max | Elapsed                 | Vta | D | Tiempo   | Sector 1 | Sector 2 | Sector 3 | V.Max | Elapsed   |
| 1                             |   | 1:51.165 | 43.547   | 36.764   | 30.854   |       | 1:51.165                | 1   |   | 2:21.660 | 1:04.196 | 43.049   | 34.415   |       | 2:21.660  |
| 2                             |   | 1:52.335 | 43.048   | 37.647   | 31.640   |       | 3:43.500                | 2   |   | 2:00.923 | 46.004   | 41.331   | 33.588   |       | 4:22.583  |
| 3                             |   | 1:55.163 | 44.123   | 38.559   | 32.481   |       | 5:38.663                | 3   |   | 2:07.590 | 46.549   | 41.853   | 39.188   |       | 6:30.173  |
| 4                             |   | 1:56.192 | 43.865   | 38.623   | 33.704   |       | 7:34.855                | 4   |   | 2:04.798 | 48.840   | 42.216   | 33.742   |       | 8:34.971  |
| 5                             |   | 1:52.319 | 43.382   | 37.310   | 31.627   |       | 9:27.174                | 5   |   | 2:04.560 | 47.253   | 43.280   | 34.027   |       | 10:39.531 |
| 6                             |   | 1:53.551 | 43.974   | 38.214   | 31.363   |       | 11:20.725               | 6   |   | 2:00.900 | 46.369   | 40.663   | 33.868   |       | 12:40.431 |
| 7                             |   | 1:54.314 | 43.422   | 38.945   | 31.947   |       | 13:15.039               | 7   |   | 2:00.879 | 45.654   | 40.299   | 34.926   |       | 14:41.310 |
| 8                             |   | 1:58.187 | 44.059   | 42.205   | 31.923   |       | 15:13.226               | 8   |   | 2:02.026 | 46.225   | 41.621   | 34.180   |       | 16:43.336 |
| 9                             |   | 1:53.838 | 43.829   | 38.387   | 31.622   |       | 17:07.064               | 9   |   | 2:01.484 | 46.221   | 41.407   | 33.856   |       | 18:44.820 |
| 10                            |   | 1:57.645 | 44.339   | 39.020   | 34.286   |       | 19:04.709               | 10  |   | 2:04.881 | 46.170   | 43.047   | 35.664   |       | 20:49.701 |

| 5                           |   |          |          |          |          |       | 12                    |     |   |          |          |          |          |       |           |
|-----------------------------|---|----------|----------|----------|----------|-------|-----------------------|-----|---|----------|----------|----------|----------|-------|-----------|
| 1 Juan C. Fernandez Pedrero |   |          |          |          |          |       | 1 Jaime Cela Talavera |     |   |          |          |          |          |       |           |
| CITROEN AX 1.6              |   |          |          |          |          |       | CITROEN SAXO 1.6      |     |   |          |          |          |          |       |           |
| EN                          |   |          |          |          |          |       | 2B                    |     |   |          |          |          |          |       |           |
| 2 C.D.E. ULTIMA VUELTA      |   |          |          |          |          |       | 2 RASANTE SPORT       |     |   |          |          |          |          |       |           |
| Vta                         | D | Tiempo   | Sector 1 | Sector 2 | Sector 3 | V.Max | Elapsed               | Vta | D | Tiempo   | Sector 1 | Sector 2 | Sector 3 | V.Max | Elapsed   |
| 1                           |   | 2:05.457 | 51.231   | 40.073   | 34.153   |       | 2:05.457              | 1   |   | 1:56.491 | 45.931   | 38.436   | 32.124   |       | 1:56.491  |
| 2                           |   | 1:58.143 | 45.580   | 39.210   | 33.353   |       | 4:03.600              | 2   |   | 1:53.290 | 43.358   | 38.095   | 31.837   |       | 3:49.781  |
| 3                           |   | 1:57.501 | 45.392   | 39.067   | 33.042   |       | 6:01.101              | 3   |   | 1:54.009 | 43.955   | 38.128   | 31.926   |       | 5:43.790  |
| 4                           |   | 1:57.009 | 45.253   | 38.750   | 33.006   |       | 7:58.110              | 4   |   | 1:54.451 | 43.398   | 37.772   | 33.281   |       | 7:38.241  |
| 5                           |   | 1:57.202 | 44.863   | 39.016   | 33.323   |       | 9:55.312              | 5   |   | 1:54.979 | 43.627   | 38.460   | 32.892   |       | 9:33.220  |
| 6                           |   | 1:58.534 | 45.928   | 39.566   | 33.040   |       | 11:53.846             | 6   |   | 1:57.136 | 46.190   | 38.475   | 32.471   |       | 11:30.356 |
| 7                           |   | 2:00.701 | 47.195   | 40.407   | 33.099   |       | 13:54.547             | 7   |   | 2:02.830 | 46.039   | 38.759   | 38.032   |       | 13:33.186 |
| 8                           |   | 1:57.179 | 45.096   | 38.898   | 33.185   |       | 15:51.726             | 8   |   | 1:59.587 | 45.000   | 42.081   | 32.506   |       | 15:32.773 |
| 9                           |   | 1:57.190 | 45.380   | 38.947   | 32.863   |       | 17:48.916             | 9   |   | 1:59.124 | 45.064   | 40.654   | 33.406   |       | 17:31.897 |
| 10                          |   | 1:56.625 | 45.029   | 38.872   | 32.724   |       | 19:45.541             | 10  |   | 1:58.745 | 45.163   | 40.453   | 33.129   |       | 19:30.642 |

| 8                      |   |          |          |          |          |       | 14                        |     |   |          |          |          |          |       |           |
|------------------------|---|----------|----------|----------|----------|-------|---------------------------|-----|---|----------|----------|----------|----------|-------|-----------|
| 1 Javier Moreno García |   |          |          |          |          |       | 1 Christian García García |     |   |          |          |          |          |       |           |
| PEUGEOT 205 1.6        |   |          |          |          |          |       | HYUNDAI ACCENT 1.6        |     |   |          |          |          |          |       |           |
| 2B                     |   |          |          |          |          |       | 2A                        |     |   |          |          |          |          |       |           |
| 2 ESCUDERIA GREDOS     |   |          |          |          |          |       | 2 RACE                    |     |   |          |          |          |          |       |           |
| Vta                    | D | Tiempo   | Sector 1 | Sector 2 | Sector 3 | V.Max | Elapsed                   | Vta | D | Tiempo   | Sector 1 | Sector 2 | Sector 3 | V.Max | Elapsed   |
| 1                      |   | 1:57.995 | 46.905   | 39.046   | 32.044   |       | 1:57.995                  | 1   |   | 2:09.807 | 49.862   | 40.750   | 39.195   |       | 2:09.807  |
| 2                      |   | 1:53.735 | 43.511   | 38.077   | 32.147   |       | 3:51.730                  | 2   |   | 1:59.473 | 45.882   | 40.710   | 32.881   |       | 4:09.280  |
| 3                      |   | 1:52.952 | 43.433   | 37.929   | 31.590   |       | 5:44.682                  | 3   |   | 1:58.023 | 45.032   | 40.080   | 32.911   |       | 6:07.303  |
| 4                      |   | 1:54.282 | 43.906   | 38.044   | 32.332   |       | 7:38.964                  | 4   |   | 1:58.019 | 45.030   | 40.010   | 32.979   |       | 8:05.322  |
| 5                      |   | 1:53.918 | 43.624   | 38.138   | 32.156   |       | 9:32.882                  | 5   |   | 1:59.578 | 45.500   | 40.705   | 33.373   |       | 10:04.900 |
| 6                      |   | 1:55.377 | 44.335   | 39.144   | 31.898   |       | 11:28.259                 | 6   |   | 1:59.201 | 45.913   | 39.648   | 33.640   |       | 12:04.101 |
| 7                      |   | 1:53.909 | 43.860   | 38.174   | 31.875   |       | 13:22.168                 | 7   |   | 1:58.308 | 45.127   | 40.163   | 33.018   |       | 14:02.409 |
| 8                      |   | 1:56.501 | 43.867   | 38.939   | 33.695   |       | 15:18.669                 | 8   |   | 2:00.253 | 46.735   | 40.495   | 33.023   |       | 16:02.662 |
| 9                      |   | 1:54.542 | 44.122   | 38.266   | 32.154   |       | 17:13.211                 | 9   |   | 1:58.995 | 45.192   | 40.272   | 33.531   |       | 18:01.657 |
| 10                     |   | 1:58.286 | 44.898   | 39.914   | 33.474   |       | 19:11.497                 | 10  |   | 1:59.483 | 45.424   | 40.060   | 33.999   |       | 20:01.140 |

| 9                            |   |          |          |          |          |       | 15                          |     |   |        |          |          |          |       |         |
|------------------------------|---|----------|----------|----------|----------|-------|-----------------------------|-----|---|--------|----------|----------|----------|-------|---------|
| 1 Santiago Castilla Salinero |   |          |          |          |          |       | 1 Jesus Lopez-Pozuelo Rivas |     |   |        |          |          |          |       |         |
| HYUNDAI GETZ 1.5 CRDi        |   |          |          |          |          |       | PEUGEOT 205 1.6             |     |   |        |          |          |          |       |         |
| 2B                           |   |          |          |          |          |       | 2B                          |     |   |        |          |          |          |       |         |
| 2 EFICAR TEAM                |   |          |          |          |          |       | 2 EFICAR TEAM               |     |   |        |          |          |          |       |         |
| Vta                          | D | Tiempo   | Sector 1 | Sector 2 | Sector 3 | V.Max | Elapsed                     | Vta | D | Tiempo | Sector 1 | Sector 2 | Sector 3 | V.Max | Elapsed |
| 1                            |   | 2:06.173 | 51.719   | 40.356   | 34.098   |       | 2:06.173                    | 1   |   |        | 42.551   | 37.132   |          |       |         |
| 2                            |   | 1:57.505 | 44.950   | 39.330   | 33.225   |       | 4:03.678                    |     |   |        |          |          |          |       |         |
| 3                            |   | 1:55.814 | 44.012   | 38.881   | 32.921   |       | 5:59.492                    |     |   |        |          |          |          |       |         |
| 4                            |   | 1:57.048 | 45.118   | 39.101   | 32.829   |       | 7:56.540                    |     |   |        |          |          |          |       |         |
| 5                            |   |          | 45.301   |          |          |       |                             |     |   |        |          |          |          |       |         |



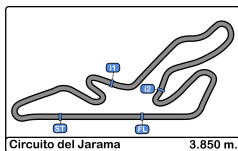
# Circuito del Jarama

## División 1

### 1ª Carrera

#### Tiempos Por Vuelta

| 16                    |   |          |                         |          |          |       | 20                        |           |   |                       |                       |          |          |          |                            |          |       |                        |  |  |             |                 |  |  |        |        |  |  |        |        |  |  |        |           |  |  |           |           |  |  |  |
|-----------------------|---|----------|-------------------------|----------|----------|-------|---------------------------|-----------|---|-----------------------|-----------------------|----------|----------|----------|----------------------------|----------|-------|------------------------|--|--|-------------|-----------------|--|--|--------|--------|--|--|--------|--------|--|--|--------|-----------|--|--|-----------|-----------|--|--|--|
| 1 Raúl Ramperez Morán |   |          | BMW 325i                |          |          |       | 1 Juan Carlos Lopez Olmo  |           |   | MERCEDES BENZ 190 2.3 |                       |          |          |          |                            |          |       |                        |  |  |             |                 |  |  |        |        |  |  |        |        |  |  |        |           |  |  |           |           |  |  |  |
| EN                    |   |          | 2 Oscar Auñon Fernandez |          |          |       | VSR MOTORSPORT            |           |   |                       | EN                    |          |          | 2        |                            |          |       | EFICAR TEAM            |  |  |             |                 |  |  |        |        |  |  |        |        |  |  |        |           |  |  |           |           |  |  |  |
| Vta                   | D | Tiempo   | Sector 1                | Sector 2 | Sector 3 | V.Max | Elapsed                   | Vta       | D | Tiempo                | Sector 1              | Sector 2 | Sector 3 | V.Max    | Elapsed                    |          |       |                        |  |  |             |                 |  |  |        |        |  |  |        |        |  |  |        |           |  |  |           |           |  |  |  |
| 1                     | 1 | 2:09.795 | 53.193                  | 41.872   | 34.730   |       | 2:09.795                  | 1         | 1 | 2:02.297              | 50.229                | 39.509   | 32.559   |          | 2:02.297                   |          |       |                        |  |  |             |                 |  |  |        |        |  |  |        |        |  |  |        |           |  |  |           |           |  |  |  |
| 2                     | 1 | 2:00.698 | 46.447                  | 40.616   | 33.635   |       | 4:10.493                  | 2         | 1 | 1:57.420              | 44.848                | 39.503   | 33.069   |          | 3:59.717                   |          |       |                        |  |  |             |                 |  |  |        |        |  |  |        |        |  |  |        |           |  |  |           |           |  |  |  |
| 3                     | 1 | 1:59.806 | 45.710                  | 40.369   | 33.727   |       | 6:10.299                  | 3         | 1 | 1:57.356              | 44.962                | 39.524   | 32.870   |          | 5:57.073                   |          |       |                        |  |  |             |                 |  |  |        |        |  |  |        |        |  |  |        |           |  |  |           |           |  |  |  |
| 4                     | 1 | 2:00.361 | 45.798                  | 40.670   | 33.893   |       | 8:10.660                  | 4         | 1 | 1:58.983              | 45.143                | 39.989   | 33.851   |          | 7:56.056                   |          |       |                        |  |  |             |                 |  |  |        |        |  |  |        |        |  |  |        |           |  |  |           |           |  |  |  |
| 5                     | 1 | 2:00.507 | 45.890                  | 40.939   | 33.678   |       | 10:11.167                 | 5         | 1 | 1:59.031              | 45.551                | 39.913   | 33.567   |          | 9:55.087                   |          |       |                        |  |  |             |                 |  |  |        |        |  |  |        |        |  |  |        |           |  |  |           |           |  |  |  |
| 6                     | 1 | 2:00.519 | 46.014                  | 40.706   | 33.799   |       | 12:11.686                 | 6         | 1 | 1:58.059              | 45.143                | 39.718   | 33.198   |          | 11:53.146                  |          |       |                        |  |  |             |                 |  |  |        |        |  |  |        |        |  |  |        |           |  |  |           |           |  |  |  |
| 7                     | 1 | 2:00.455 | 46.025                  | 40.619   | 33.811   |       | 14:12.141                 | 7         | 1 | 2:57.503 P            | 47.024                | 46.923   | 1:23.556 |          | 14:50.649                  |          |       |                        |  |  |             |                 |  |  |        |        |  |  |        |        |  |  |        |           |  |  |           |           |  |  |  |
| 8                     | 1 | 2:01.487 | 46.484                  | 40.856   | 34.147   |       | 16:13.628                 | 8         |   | 4:53.606              |                       |          |          |          |                            |          |       |                        |  |  |             |                 |  |  |        |        |  |  |        |        |  |  |        |           |  |  |           |           |  |  |  |
| 9                     | 1 | 2:01.656 | 46.528                  | 41.214   | 33.914   |       | 18:15.284                 | <b>23</b> |   |                       |                       |          |          |          | 1 Jesus Escolar Álvarez    |          |       | HYUNDAI ACCENT 1.5     |  |  |             |                 |  |  |        |        |  |  |        |        |  |  |        |           |  |  |           |           |  |  |  |
| 10                    | 1 | 2:01.367 | 46.413                  | 40.804   | 34.150   |       | 20:16.651                 | 2A        |   |                       | 2 Antonio Vigara Tena |          |          |          | A.D. CLEMENTE ARROYO       |          |       |                        |  |  |             |                 |  |  |        |        |  |  |        |        |  |  |        |           |  |  |           |           |  |  |  |
| Vta                   | D | Tiempo   | Sector 1                | Sector 2 | Sector 3 | V.Max | Elapsed                   | Vta       | D | Tiempo                | Sector 1              | Sector 2 | Sector 3 | V.Max    | Elapsed                    |          |       |                        |  |  |             |                 |  |  |        |        |  |  |        |        |  |  |        |           |  |  |           |           |  |  |  |
| 1                     | 1 | 2:11.721 | 52.401                  | 40.991   | 38.329   |       | 2:11.721                  | 1         | 1 | 2:33.244              | 55.422                | 43.934   | 53.888   |          | 2:33.244                   |          |       |                        |  |  |             |                 |  |  |        |        |  |  |        |        |  |  |        |           |  |  |           |           |  |  |  |
| 2                     |   | 2:03.429 | 46.738                  | 40.480   | 36.211   |       | 4:15.150                  | 2         | 1 | 2:10.759              | 50.024                | 43.478   | 37.257   |          | 4:44.003                   |          |       |                        |  |  |             |                 |  |  |        |        |  |  |        |        |  |  |        |           |  |  |           |           |  |  |  |
| 3                     |   |          | 47.296                  | 40.170   |          |       |                           | 3         | 1 | 2:08.373              | 48.817                | 43.136   | 36.420   |          | 6:52.376                   |          |       |                        |  |  |             |                 |  |  |        |        |  |  |        |        |  |  |        |           |  |  |           |           |  |  |  |
| <b>17</b>             |   |          |                         |          |          |       | 1 Ernesto Nava Hidalgo    |           |   | MAZDA RX8 Sport Cup   |                       |          |          | 5        |                            |          |       | 1                      |  |  |             | 2:07.109        |  |  |        | 48.591 |  |  |        | 43.282 |  |  |        | 35.236    |  |  |           | 11:07.358 |  |  |  |
| 2A                    |   |          | 2                       |          |          |       | RACE                      |           |   |                       | 6                     |          |          | 1        |                            |          |       | 2:06.651               |  |  |             | 48.396          |  |  |        | 43.231 |  |  |        | 35.024 |  |  |        | 13:14.009 |  |  |           |           |  |  |  |
| Vta                   | D | Tiempo   | Sector 1                | Sector 2 | Sector 3 | V.Max | Elapsed                   | Vta       | D | Tiempo                | Sector 1              | Sector 2 | Sector 3 | V.Max    | Elapsed                    |          |       |                        |  |  |             |                 |  |  |        |        |  |  |        |        |  |  |        |           |  |  |           |           |  |  |  |
| 1                     | 1 | 2:11.721 | 52.401                  | 40.991   | 38.329   |       | 2:11.721                  | 6         | 1 | 2:06.855              | 48.813                | 42.994   | 35.048   |          | 15:20.864                  |          |       |                        |  |  |             |                 |  |  |        |        |  |  |        |        |  |  |        |           |  |  |           |           |  |  |  |
| 2                     |   | 2:03.429 | 46.738                  | 40.480   | 36.211   |       | 4:15.150                  | 7         | 1 | 2:06.855              | 48.813                | 42.994   | 35.048   |          | 15:20.864                  |          |       |                        |  |  |             |                 |  |  |        |        |  |  |        |        |  |  |        |           |  |  |           |           |  |  |  |
| 3                     |   |          | 47.296                  | 40.170   |          |       |                           | 8         | 1 | 2:06.836              | 48.308                | 42.860   | 35.668   |          | 17:27.700                  |          |       |                        |  |  |             |                 |  |  |        |        |  |  |        |        |  |  |        |           |  |  |           |           |  |  |  |
| <b>18</b>             |   |          |                         |          |          |       | 1 Francisco Torres Alcalá |           |   | HYUNDAI GETZ 1.5 CRDi |                       |          |          | 9        |                            |          | 1     |                        |  |  | 2:05.800    |                 |  |  | 48.536 |        |  |  | 42.321 |        |  |  | 34.943 |           |  |  | 19:33.500 |           |  |  |  |
| 2A                    |   |          | 2                       |          |          |       | C.D.E. ULTIMA VUELTA      |           |   |                       | EN                    |          |          | 2        |                            |          |       | JOSE D. BARTOL SALAZAR |  |  |             | OPEL KADETT 2.0 |  |  |        |        |  |  |        |        |  |  |        |           |  |  |           |           |  |  |  |
| Vta                   | D | Tiempo   | Sector 1                | Sector 2 | Sector 3 | V.Max | Elapsed                   | Vta       | D | Tiempo                | Sector 1              | Sector 2 | Sector 3 | V.Max    | Elapsed                    |          |       |                        |  |  |             |                 |  |  |        |        |  |  |        |        |  |  |        |           |  |  |           |           |  |  |  |
| 1                     | 1 | 2:00.196 | 47.979                  | 39.582   | 32.635   |       | 2:00.196                  | 1         | 1 | 2:15.881              | 56.216                | 43.590   | 36.075   |          | 2:15.881                   |          |       |                        |  |  |             |                 |  |  |        |        |  |  |        |        |  |  |        |           |  |  |           |           |  |  |  |
| 2                     |   | 1:57.988 | 45.465                  | 39.614   | 32.909   |       | 3:58.184                  | 2         | 1 | 2:06.336              | 49.064                | 42.116   | 35.156   |          | 4:22.217                   |          |       |                        |  |  |             |                 |  |  |        |        |  |  |        |        |  |  |        |           |  |  |           |           |  |  |  |
| 3                     |   | 1:57.577 | 45.178                  | 39.181   | 33.218   |       | 5:55.761                  | 3         | 1 | 2:07.033              | 48.714                | 41.795   | 36.524   |          | 6:29.250                   |          |       |                        |  |  |             |                 |  |  |        |        |  |  |        |        |  |  |        |           |  |  |           |           |  |  |  |
| 4                     |   | 1:57.338 | 44.837                  | 39.609   | 32.892   |       | 7:53.099                  | 4         | 1 | 2:12.372              | 49.464                | 41.750   | 41.158   |          | 8:41.622                   |          |       |                        |  |  |             |                 |  |  |        |        |  |  |        |        |  |  |        |           |  |  |           |           |  |  |  |
| 5                     |   | 1:57.850 | 45.522                  | 39.556   | 32.772   |       | 9:50.949                  | 5         | 1 | 2:05.570              | 48.124                | 42.282   | 35.164   |          | 10:47.192                  |          |       |                        |  |  |             |                 |  |  |        |        |  |  |        |        |  |  |        |           |  |  |           |           |  |  |  |
| 6                     |   | 1:59.160 | 45.422                  | 41.031   | 32.707   |       | 11:50.109                 | 6         | 1 | 2:05.839              | 48.350                | 42.141   | 35.348   |          | 12:53.031                  |          |       |                        |  |  |             |                 |  |  |        |        |  |  |        |        |  |  |        |           |  |  |           |           |  |  |  |
| 7                     |   | 1:58.746 | 45.258                  | 40.611   | 32.877   |       | 13:48.855                 | 7         | 1 | 2:05.966              | 48.243                | 42.111   | 35.612   |          | 14:58.997                  |          |       |                        |  |  |             |                 |  |  |        |        |  |  |        |        |  |  |        |           |  |  |           |           |  |  |  |
| 8                     |   | 1:57.589 | 44.749                  | 39.849   | 32.991   |       | 15:46.444                 | 8         | 1 | 2:05.948              | 48.650                | 41.959   | 35.339   |          | 17:04.945                  |          |       |                        |  |  |             |                 |  |  |        |        |  |  |        |        |  |  |        |           |  |  |           |           |  |  |  |
| 9                     |   | 1:59.238 | 45.378                  | 40.366   | 33.494   |       | 17:45.682                 | 9         | 1 | 2:07.942              | 49.273                | 42.534   | 36.135   |          | 19:12.887                  |          |       |                        |  |  |             |                 |  |  |        |        |  |  |        |        |  |  |        |           |  |  |           |           |  |  |  |
| 10                    |   | 1:57.859 | 45.223                  | 39.762   | 32.874   |       | 19:43.541                 | <b>24</b> |   |                       |                       |          |          |          | 1 Teo Antonio Pérez Palomo |          |       | BMW E36 325i           |  |  |             |                 |  |  |        |        |  |  |        |        |  |  |        |           |  |  |           |           |  |  |  |
| <b>19</b>             |   |          |                         |          |          |       | 1 Adrián Martín Abrales   |           |   | HYUNDAI GETZ 1.5 CRDi |                       |          |          | EN       |                            |          | 2     |                        |  |  | EFICAR TEAM |                 |  |  |        |        |  |  |        |        |  |  |        |           |  |  |           |           |  |  |  |
| 2A                    |   |          | 2                       |          |          |       | C.D.E. ULTIMA VUELTA      |           |   |                       | Vta                   | D        | Tiempo   | Sector 1 | Sector 2                   | Sector 3 | V.Max | Elapsed                |  |  |             |                 |  |  |        |        |  |  |        |        |  |  |        |           |  |  |           |           |  |  |  |
| Vta                   | D | Tiempo   | Sector 1                | Sector 2 | Sector 3 | V.Max | Elapsed                   | Vta       | D | Tiempo                | Sector 1              | Sector 2 | Sector 3 | V.Max    | Elapsed                    |          |       |                        |  |  |             |                 |  |  |        |        |  |  |        |        |  |  |        |           |  |  |           |           |  |  |  |
| 1                     | 1 | 2:13.971 | 52.745                  | 45.169   | 36.057   |       | 2:13.971                  | 1         | 1 | 2:10.271              | 53.394                | 42.172   | 34.705   |          | 2:10.271                   |          |       |                        |  |  |             |                 |  |  |        |        |  |  |        |        |  |  |        |           |  |  |           |           |  |  |  |
| 2                     |   | 2:03.018 | 47.402                  | 41.864   | 33.752   |       | 4:16.989                  | 2         | 1 | 2:01.424              | 46.433                | 40.829   | 34.162   |          | 4:11.695                   |          |       |                        |  |  |             |                 |  |  |        |        |  |  |        |        |  |  |        |           |  |  |           |           |  |  |  |
| 3                     |   | 2:10.186 | 46.350                  | 40.556   | 43.280   |       | 6:27.175                  | 3         | 1 | 2:00.642              | 45.804                | 40.854   | 33.984   |          | 6:12.337                   |          |       |                        |  |  |             |                 |  |  |        |        |  |  |        |        |  |  |        |           |  |  |           |           |  |  |  |
| 4                     |   | 2:06.917 | 49.174                  | 42.088   | 35.655   |       | 8:34.092                  | 4         | 1 | 2:01.535              | 45.903                | 41.062   | 34.570   |          | 8:13.872                   |          |       |                        |  |  |             |                 |  |  |        |        |  |  |        |        |  |  |        |           |  |  |           |           |  |  |  |
| 5                     |   | 2:05.187 | 47.786                  | 42.715   | 34.686   |       | 10:39.279                 | 5         | 1 | 2:01.393              | 46.227                | 41.033   | 34.133   |          | 10:15.265                  |          |       |                        |  |  |             |                 |  |  |        |        |  |  |        |        |  |  |        |           |  |  |           |           |  |  |  |
| 6                     |   | 2:02.109 | 47.464                  | 41.107   | 33.538   |       | 12:41.388                 | 6         | 1 | 2:01.514              | 46.019                | 41.044   | 34.451   |          | 12:16.779                  |          |       |                        |  |  |             |                 |  |  |        |        |  |  |        |        |  |  |        |           |  |  |           |           |  |  |  |
| 7                     |   | 2:05.872 | 48.078                  | 43.225   | 34.569   |       | 14:47.260                 | 7         | 1 | 2:02.011              | 46.452                | 41.200   | 34.359   |          | 14:18.790                  |          |       |                        |  |  |             |                 |  |  |        |        |  |  |        |        |  |  |        |           |  |  |           |           |  |  |  |
| 8                     |   | 2:03.180 | 47.657                  | 41.756   | 33.767   |       | 16:50.440                 | 8         | 1 | 2:02.974              | 46.626                | 42.092   | 34.256   |          | 16:21.764                  |          |       |                        |  |  |             |                 |  |  |        |        |  |  |        |        |  |  |        |           |  |  |           |           |  |  |  |
| 9                     |   | 2:01.978 | 46.523                  | 41.235   | 34.220   |       | 18:52.418                 | 9         | 1 | 2:02.165              | 46.584                | 41.315   | 34.266   |          | 18:23.929                  |          |       |                        |  |  |             |                 |  |  |        |        |  |  |        |        |  |  |        |           |  |  |           |           |  |  |  |
| 10                    |   | 2:04.394 | 47.494                  | 42.540   | 34.360   |       | 20:56.812                 | 10        | 1 | 2:01.723              | 46.318                | 41.147   | 34.258   |          | 20:25.652                  |          |       |                        |  |  |             |                 |  |  |        |        |  |  |        |        |  |  |        |           |  |  |           |           |  |  |  |



# Circuito del Jarama

## División 1

### 1ª Carrera

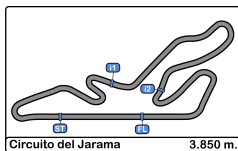
#### Tiempos Por Vuelta

| 28                         |   |                 |               |               |               |       | 38                        |     |   |                 |               |               |               |       |           |
|----------------------------|---|-----------------|---------------|---------------|---------------|-------|---------------------------|-----|---|-----------------|---------------|---------------|---------------|-------|-----------|
| 1 Enrique Sánchez González |   |                 |               |               |               |       | 1 Eduardo Martín Martínez |     |   |                 |               |               |               |       |           |
| BMW E36 325i               |   |                 |               |               |               |       | VOLKSWAGEN GOLF           |     |   |                 |               |               |               |       |           |
| EN                         |   |                 |               |               |               |       | EN                        |     |   |                 |               |               |               |       |           |
| 2                          |   |                 |               |               |               |       | 2                         |     |   |                 |               |               |               |       |           |
| VSR MOTORSPORT             |   |                 |               |               |               |       | RASANTE SPORT             |     |   |                 |               |               |               |       |           |
| Vta                        | D | Tiempo          | Sector 1      | Sector 2      | Sector 3      | V.Max | Elapsed                   | Vta | D | Tiempo          | Sector 1      | Sector 2      | Sector 3      | V.Max | Elapsed   |
| 1                          |   | 2:06.512        | 51.475        | 40.424        | 34.613        |       | 2:06.512                  | 1   | 1 | 2:19.499        | 57.150        | 44.088        | 38.261        |       | 2:19.499  |
| 2                          |   | 1:58.710        | 45.623        | 39.601        | 33.486        |       | 4:05.222                  | 2   | 1 | 2:11.520        | 50.940        | 44.144        | 36.436        |       | 4:31.019  |
| 3                          |   | 1:56.825        | 44.808        | 39.383        | 32.634        |       | 6:02.047                  | 3   | 1 | 2:10.650        | 49.502        | 43.786        | 37.362        |       | 6:41.669  |
| 4                          |   | <b>1:56.413</b> | <b>44.794</b> | <b>39.232</b> | <b>32.387</b> |       | 7:58.460                  | 4   | 1 | 2:09.672        | 49.565        | 43.783        | 36.324        |       | 8:51.341  |
| 5                          |   | 1:56.957        | 45.011        | 39.402        | 32.544        |       | 9:55.417                  | 5   | 1 | 2:08.748        | 49.136        | 43.601        | 36.011        |       | 11:00.089 |
| 6                          |   | 1:57.844        | 45.477        | 39.603        | 32.764        |       | 11:53.261                 | 6   | 1 | <b>2:08.115</b> | 48.599        | 43.528        | 35.988        |       | 13:08.204 |
| 7                          |   | 1:58.718        | 45.967        | 39.444        | 33.307        |       | 13:51.979                 | 7   | 1 | 2:10.624        | <b>48.478</b> | 45.600        | 36.546        |       | 15:18.828 |
| 8                          |   | 1:57.361        | 45.351        | 39.476        | 32.534        |       | 15:49.340                 | 8   | 1 | 2:08.333        | 48.738        | <b>43.475</b> | 36.120        |       | 17:27.161 |
| 9                          |   | 1:57.177        | 44.848        | 39.563        | 32.766        |       | 17:46.517                 | 9   | 1 | 2:08.904        | 48.862        | 44.220        | <b>35.822</b> |       | 19:36.065 |
| 10                         |   | 1:58.133        | 45.796        | 39.529        | 32.808        |       | 19:44.650                 |     |   |                 |               |               |               |       |           |

| 29                    |   |                 |               |               |               |       | 40                     |     |   |                 |               |               |               |       |           |
|-----------------------|---|-----------------|---------------|---------------|---------------|-------|------------------------|-----|---|-----------------|---------------|---------------|---------------|-------|-----------|
| 1 Carlos Plazio Gómez |   |                 |               |               |               |       | 1 Andrés Sánchez Pérez |     |   |                 |               |               |               |       |           |
| CITROEN SAXO 1.6      |   |                 |               |               |               |       | HONDA CIVIC 1.6        |     |   |                 |               |               |               |       |           |
| 2A                    |   |                 |               |               |               |       | EN                     |     |   |                 |               |               |               |       |           |
| 2                     |   |                 |               |               |               |       | 2                      |     |   |                 |               |               |               |       |           |
| C.D.E. DEYSCOM SPORT  |   |                 |               |               |               |       | ANDRES SANCHEZ PEREZ   |     |   |                 |               |               |               |       |           |
| Vta                   | D | Tiempo          | Sector 1      | Sector 2      | Sector 3      | V.Max | Elapsed                | Vta | D | Tiempo          | Sector 1      | Sector 2      | Sector 3      | V.Max | Elapsed   |
| 1                     |   | 1:59.871        | 47.521        | 39.567        | 32.783        |       | 1:59.871               | 1   | 1 | 2:14.133        | 55.714        | 43.087        | 35.332        |       | 2:14.133  |
| 2                     |   | 1:57.914        | 45.353        | 39.628        | 32.933        |       | 3:57.785               | 2   |   | 2:06.313        | 48.774        | 42.883        | 34.656        |       | 4:20.446  |
| 3                     |   | 1:57.609        | 45.244        | <b>39.158</b> | 33.207        |       | 5:55.394               | 3   |   | 2:06.758        | 47.803        | 42.167        | 36.788        |       | 6:27.204  |
| 4                     |   | 1:58.428        | 45.767        | 39.717        | 32.944        |       | 7:53.822               | 4   |   | 2:05.508        | 48.784        | 41.785        | 34.939        |       | 8:32.712  |
| 5                     |   | <b>1:57.551</b> | 45.200        | 39.497        | 32.854        |       | 9:51.373               | 5   |   | 2:04.218        | 47.945        | 41.776        | 34.497        |       | 10:36.930 |
| 6                     |   | 1:58.951        | 45.425        | 40.869        | <b>32.657</b> |       | 11:50.324              | 6   |   | <b>2:03.363</b> | 47.899        | <b>41.184</b> | <b>34.280</b> |       | 12:40.293 |
| 7                     |   | 1:58.235        | 45.566        | 39.694        | 32.975        |       | 13:48.559              | 7   |   | 2:06.677        | 48.888        | 42.894        | 34.895        |       | 14:46.970 |
| 8                     |   | 1:58.049        | 45.594        | 39.659        | 32.796        |       | 15:46.608              | 8   |   | 2:05.617        | 49.432        | 41.603        | 34.582        |       | 16:52.587 |
| 9                     |   | 1:59.002        | <b>45.090</b> | 39.986        | 33.926        |       | 17:45.610              | 9   |   | 2:03.960        | <b>47.777</b> | 41.547        | 34.636        |       | 18:56.547 |
| 10                    |   | 1:58.878        | 45.756        | 39.674        | 33.448        |       | 19:44.488              | 10  |   | 2:04.260        | 47.936        | 41.530        | 34.794        |       | 21:00.807 |

| 30                          |   |                 |               |               |               |       | 45                             |     |   |                 |               |               |               |       |           |
|-----------------------------|---|-----------------|---------------|---------------|---------------|-------|--------------------------------|-----|---|-----------------|---------------|---------------|---------------|-------|-----------|
| 1 Julio Chapatte Cortes     |   |                 |               |               |               |       | 1 José Luis Crespillo Calderón |     |   |                 |               |               |               |       |           |
| BMW E30 325i                |   |                 |               |               |               |       | FORD PUMA 1.6                  |     |   |                 |               |               |               |       |           |
| EN                          |   |                 |               |               |               |       | 1                              |     |   |                 |               |               |               |       |           |
| 2                           |   |                 |               |               |               |       | 2                              |     |   |                 |               |               |               |       |           |
| ESCUDERIA MADRID HISTORICOS |   |                 |               |               |               |       | CLUB AUTOMOVIL SIERO           |     |   |                 |               |               |               |       |           |
| Vta                         | D | Tiempo          | Sector 1      | Sector 2      | Sector 3      | V.Max | Elapsed                        | Vta | D | Tiempo          | Sector 1      | Sector 2      | Sector 3      | V.Max | Elapsed   |
| 1                           | 1 | 2:13.424        | 54.663        | 43.320        | 35.441        |       | 2:13.424                       | 1   | 1 | 2:21.818        | 58.689        | 44.102        | 39.027        |       | 2:21.818  |
| 2                           | 1 | 2:06.380        | 47.638        | 44.056        | <b>34.686</b> |       | 4:19.804                       | 2   | 1 | 2:12.801        | 50.892        | 44.967        | 36.942        |       | 4:34.619  |
| 3                           | 1 | 2:06.022        | <b>47.379</b> | 42.552        | 36.091        |       | 6:25.826                       | 3   | 1 | 2:10.041        | 49.489        | 43.269        | 37.283        |       | 6:44.660  |
| 4                           | 1 | 2:07.502        | 48.713        | 42.771        | 36.018        |       | 8:33.328                       | 4   | 1 | 2:08.787        | 49.087        | 43.485        | 36.215        |       | 8:53.447  |
| 5                           | 1 | <b>2:05.566</b> | 48.150        | <b>42.521</b> | 34.895        |       | 10:38.894                      | 5   | 1 | 2:07.717        | 48.800        | 43.587        | <b>35.330</b> |       | 11:01.164 |
| 6                           | 1 | 2:07.918        | 49.048        | 43.375        | 35.495        |       | 12:46.812                      | 6   | 1 | <b>2:07.476</b> | 48.631        | 43.192        | 35.653        |       | 13:08.640 |
| 7                           | 1 | 2:07.278        | 48.570        | 43.166        | 35.542        |       | 14:54.090                      | 7   | 1 | 2:11.629        | 48.506        | 45.972        | 37.151        |       | 15:20.269 |
| 8                           | 1 | 2:05.857        | 47.686        | 42.880        | 35.291        |       | 16:59.947                      | 8   | 1 | 2:08.561        | <b>48.416</b> | <b>43.070</b> | 37.075        |       | 17:28.830 |
| 9                           | 1 | 2:07.182        | 48.495        | 43.311        | 35.376        |       | 19:07.129                      | 9   | 1 | 2:08.602        | 49.319        | 43.847        | 35.436        |       | 19:37.432 |

| 31                   |   |                 |               |               |               |       | 46                           |     |   |                 |               |               |               |       |           |
|----------------------|---|-----------------|---------------|---------------|---------------|-------|------------------------------|-----|---|-----------------|---------------|---------------|---------------|-------|-----------|
| 1 Oscar Plazio Gómez |   |                 |               |               |               |       | 1 José M. Rodríguez Cañibano |     |   |                 |               |               |               |       |           |
| HONDA CIVIC 1.6      |   |                 |               |               |               |       | TOYOTA AYGO                  |     |   |                 |               |               |               |       |           |
| 2B                   |   |                 |               |               |               |       | KR                           |     |   |                 |               |               |               |       |           |
| 2                    |   |                 |               |               |               |       | 2                            |     |   |                 |               |               |               |       |           |
| C.D.E. DEYSCOM SPORT |   |                 |               |               |               |       | EFICAR TEAM                  |     |   |                 |               |               |               |       |           |
| Vta                  | D | Tiempo          | Sector 1      | Sector 2      | Sector 3      | V.Max | Elapsed                      | Vta | D | Tiempo          | Sector 1      | Sector 2      | Sector 3      | V.Max | Elapsed   |
| 1                    |   | 1:57.374        | 46.604        | 38.709        | <b>32.061</b> |       | 1:57.374                     | 1   |   | 2:25.889        | 1:00.060      | 47.565        | 38.264        |       | 2:25.889  |
| 2                    |   | <b>1:54.115</b> | <b>43.504</b> | <b>38.409</b> | 32.202        |       | 3:51.489                     | 2   |   | <b>2:16.681</b> | <b>51.452</b> | <b>47.220</b> | 38.009        |       | 4:42.570  |
| 3                    |   | 1:56.239        | 44.492        | 38.922        | 32.825        |       | 5:47.728                     | 3   |   | 2:17.143        | 51.781        | 47.268        | 38.094        |       | 6:59.713  |
| 4                    |   | 1:57.197        | 44.328        | 39.686        | 33.183        |       | 7:44.925                     | 4   |   | 2:17.420        | 51.999        | 47.413        | <b>38.008</b> |       | 9:17.133  |
| 5                    |   | 1:57.434        | 44.685        | 39.526        | 33.223        |       | 9:42.359                     | 5   |   | 2:18.003        | 52.018        | 47.905        | 38.080        |       | 11:35.136 |
| 6                    |   | 1:57.680        | 44.570        | 40.102        | 33.008        |       | 11:40.039                    | 6   |   | 2:17.620        | 52.107        | 47.362        | 38.151        |       | 13:52.756 |
| 7                    |   | 1:57.449        | 45.459        | 39.349        | 32.641        |       | 13:37.488                    | 7   |   | 2:17.345        | 51.898        | 47.393        | 38.054        |       | 16:10.101 |
|                      |   |                 |               |               |               |       |                              | 8   |   | 2:18.303        | 52.096        | 48.092        | 38.115        |       | 18:28.404 |
|                      |   |                 |               |               |               |       |                              | 9   |   | 2:18.202        | 52.053        | 47.893        | 38.256        |       | 20:46.606 |



# Circuito del Jarama

## División 1

### 1ª Carrera

#### Tiempos Por Vuelta

47 1 Miguel A. Abuin Taelo PEUGEOT 205 2.0

EN 2 C.D.E. ULTIMA VUELTA

| Vta | D | Tiempo   | Sector 1 | Sector 2 | Sector 3 | V.Max | Elapsed   |
|-----|---|----------|----------|----------|----------|-------|-----------|
| 1   |   | 2:08.238 | 53.025   | 41.266   | 33.947   |       | 2:08.238  |
| 2   |   | 1:59.261 | 46.096   | 39.746   | 33.419   |       | 4:07.499  |
| 3   |   | 1:58.325 | 45.712   | 39.503   | 33.110   |       | 6:05.824  |
| 4   |   | 1:59.076 | 45.661   | 39.600   | 33.815   |       | 8:04.900  |
| 5   |   | 1:59.645 | 45.964   | 39.753   | 33.928   |       | 10:04.545 |
| 6   |   | 2:00.170 | 45.890   | 39.551   | 34.729   |       | 12:04.715 |
| 7   |   | 2:01.138 | 46.045   | 40.495   | 34.598   |       | 14:05.853 |
| 8   |   | 2:00.310 | 46.055   | 40.608   | 33.647   |       | 16:06.163 |
| 9   |   | 1:59.494 | 45.837   | 39.603   | 34.054   |       | 18:05.657 |
| 10  |   | 2:01.146 | 45.785   | 40.401   | 34.960   |       | 20:06.803 |

48 1 Antonio Otero Montero TOYOTA AYGO

KR 2 AS PONTES MOTORSPORT

| Vta | D | Tiempo   | Sector 1 | Sector 2 | Sector 3 | V.Max | Elapsed   |
|-----|---|----------|----------|----------|----------|-------|-----------|
| 1   |   | 2:26.424 | 1:00.765 | 47.468   | 38.191   |       | 2:26.424  |
| 2   |   | 2:17.691 | 51.619   | 47.501   | 38.571   |       | 4:44.115  |
| 3   |   | 2:17.629 | 51.873   | 47.560   | 38.196   |       | 7:01.744  |
| 4   |   | 2:17.983 | 51.971   | 47.799   | 38.213   |       | 9:19.727  |
| 5   |   | 2:18.656 | 52.634   | 47.829   | 38.193   |       | 11:38.383 |
| 6   |   | 2:19.564 | 52.529   | 48.311   | 38.724   |       | 13:57.947 |
| 7   |   | 2:18.426 | 52.438   | 47.735   | 38.253   |       | 16:16.373 |
| 8   |   | 2:17.868 | 52.103   | 47.662   | 38.103   |       | 18:34.241 |
| 9   |   | 2:18.939 | 52.739   | 47.942   | 38.258   |       | 20:53.180 |

49 1 Jorge J. Rodriguez Cañibano TOYOTA AYGO

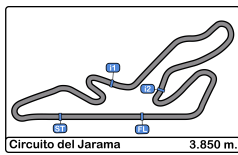
KR 2 EFICAR TEAM

| Vta | D | Tiempo   | Sector 1 | Sector 2 | Sector 3 | V.Max | Elapsed   |
|-----|---|----------|----------|----------|----------|-------|-----------|
| 1   |   | 2:29.179 | 1:03.229 | 47.578   | 38.372   |       | 2:29.179  |
| 2   |   | 2:21.272 | 54.483   | 48.147   | 38.642   |       | 4:50.451  |
| 3   |   | 2:19.640 | 52.728   | 47.581   | 39.331   |       | 7:10.091  |
| 4   |   | 2:19.597 | 52.772   | 47.723   | 39.102   |       | 9:29.688  |
| 5   |   | 2:19.060 | 53.031   | 47.860   | 38.169   |       | 11:48.748 |
| 6   |   | 2:21.501 | 54.078   | 48.220   | 39.203   |       | 14:10.249 |
| 7   |   | 2:18.811 | 52.509   | 47.693   | 38.609   |       | 16:29.060 |
| 8   |   | 2:19.029 | 52.550   | 47.639   | 38.840   |       | 18:48.089 |
| 9   |   | 2:20.051 | 53.205   | 47.899   | 38.947   |       | 21:08.140 |

50 1 Alvaro Serrano Aguilar TOYOTA AYGO

KR 2 A.E.C.D.

| Vta | D | Tiempo   | Sector 1 | Sector 2 | Sector 3 | V.Max | Elapsed   |
|-----|---|----------|----------|----------|----------|-------|-----------|
| 1   |   | 2:28.478 | 1:02.699 | 47.449   | 38.330   |       | 2:28.478  |
| 2   |   | 2:22.539 | 55.892   | 48.087   | 38.560   |       | 4:51.017  |
| 3   |   | 2:19.796 | 52.834   | 48.229   | 38.733   |       | 7:10.813  |
| 4   |   | 2:19.358 | 52.655   | 47.825   | 38.878   |       | 9:30.171  |
| 5   |   | 2:19.249 | 53.043   | 47.789   | 38.417   |       | 11:49.420 |
| 6   |   | 2:19.279 | 52.857   | 48.088   | 38.334   |       | 14:08.699 |
| 7   |   | 2:18.777 | 52.330   | 47.859   | 38.588   |       | 16:27.476 |
| 8   |   | 2:18.950 | 52.404   | 47.925   | 38.621   |       | 18:46.426 |
| 9   |   | 2:19.339 | 52.647   | 48.085   | 38.607   |       | 21:05.765 |



# Circuito del Jarama

## División 1

### 1ª Carrera

#### Análisis

**Num** **Tiempo Vta.** **Dif. 1º**

#### Vta 1

|    |          |        |
|----|----------|--------|
| 1  | 1:51.165 |        |
| 12 | 1:56.491 | 05.326 |
| 31 | 1:57.374 | 06.209 |
| 8  | 1:57.995 | 06.830 |
| 29 | 1:59.871 | 08.706 |
| 18 | 2:00.196 | 09.031 |
| 20 | 2:02.297 | 11.132 |
| 5  | 2:05.457 | 14.292 |
| 9  | 2:06.173 | 15.008 |
| 28 | 2:06.512 | 15.347 |
| 47 | 2:08.238 | 17.073 |
| 16 | 2:09.795 | 18.630 |
| 14 | 2:09.807 | 18.642 |
| 27 | 2:10.271 | 19.106 |
| 17 | 2:11.721 | 20.556 |
| 30 | 2:13.424 | 22.259 |
| 19 | 2:13.971 | 22.806 |
| 40 | 2:14.133 | 22.968 |
| 24 | 2:15.881 | 24.716 |
| 38 | 2:19.499 | 28.334 |
| 11 | 2:21.660 | 30.495 |
| 45 | 2:21.818 | 30.653 |
| 46 | 2:25.889 | 34.724 |
| 48 | 2:26.424 | 35.259 |
| 50 | 2:28.478 | 37.313 |
| 49 | 2:29.179 | 38.014 |
| 23 | 2:33.244 | 42.079 |

**Num** **Tiempo Vta.** **Dif. 1º**

#### Vta 2

|    |          |        |
|----|----------|--------|
| 1  | 1:52.335 |        |
| 12 | 1:53.290 | 06.281 |
| 31 | 1:54.115 | 07.989 |
| 8  | 1:53.735 | 08.230 |
| 29 | 1:57.914 | 14.285 |
| 18 | 1:57.988 | 14.684 |
| 20 | 1:57.420 | 16.217 |
| 5  | 1:58.143 | 20.100 |
| 9  | 1:57.505 | 20.178 |
| 28 | 1:58.710 | 21.722 |

47 1:59.261 23.999

14 1:59.473 25.780

16 2:00.698 26.993

27 2:01.424 28.195

17 2:03.429 31.650

19 2:03.018 33.489

30 2:06.380 36.304

40 2:06.313 36.946

24 2:06.336 38.717

11 2:00.923 39.083

38 2:11.520 47.519

45 2:12.801 51.119

46 2:16.681 59.070

23 2:10.759 1:00.503

48 2:17.691 1:00.615

49 2:21.272 1:06.951

50 2:22.539 1:07.517

**Num** **Tiempo Vta.** **Dif. 1º**

#### Vta 3

|    |          |          |
|----|----------|----------|
| 1  | 1:55.163 |          |
| 12 | 1:54.009 | 05.127   |
| 8  | 1:52.952 | 06.019   |
| 31 | 1:56.239 | 09.065   |
| 29 | 1:57.609 | 16.731   |
| 18 | 1:57.577 | 17.098   |
| 20 | 1:57.356 | 18.410   |
| 9  | 1:55.814 | 20.829   |
| 5  | 1:57.501 | 22.438   |
| 28 | 1:56.825 | 23.384   |
| 47 | 1:58.325 | 27.161   |
| 14 | 1:58.023 | 28.640   |
| 16 | 1:59.806 | 31.636   |
| 27 | 2:00.642 | 33.674   |
| 30 | 2:06.022 | 47.163   |
| 19 | 2:10.186 | 48.512   |
| 40 | 2:06.758 | 48.541   |
| 24 | 2:07.033 | 50.587   |
| 11 | 2:07.590 | 51.510   |
| 38 | 2:10.650 | 1:03.006 |
| 45 | 2:10.041 | 1:05.997 |
| 23 | 2:08.373 | 1:13.713 |

46 2:17.143 1:21.050

48 2:17.629 1:23.081

49 2:19.640 1:31.428

50 2:19.796 1:32.150

**Num** **Tiempo Vta.** **Dif. 1º**

#### Vta 4

|    |          |          |
|----|----------|----------|
| 1  | 1:56.192 |          |
| 12 | 1:54.451 | 03.386   |
| 8  | 1:54.282 | 04.109   |
| 31 | 1:57.197 | 10.070   |
| 18 | 1:57.338 | 18.244   |
| 29 | 1:58.428 | 18.967   |
| 20 | 1:58.983 | 21.201   |
| 9  | 1:57.048 | 21.685   |
| 5  | 1:57.009 | 23.255   |
| 28 | 1:56.413 | 23.605   |
| 47 | 1:59.076 | 30.045   |
| 14 | 1:58.019 | 30.467   |
| 16 | 2:00.361 | 35.805   |
| 27 | 2:01.535 | 39.017   |
| 40 | 2:05.508 | 57.857   |
| 30 | 2:07.502 | 58.473   |
| 19 | 2:06.917 | 59.237   |
| 11 | 2:04.798 | 1:00.116 |
| 24 | 2:12.372 | 1:06.767 |
| 38 | 2:09.672 | 1:16.486 |
| 45 | 2:08.787 | 1:18.592 |
| 23 | 2:07.873 | 1:25.394 |
| 46 | 2:17.420 | 1:42.278 |
| 48 | 2:17.983 | 1:44.872 |

**Num** **Tiempo Vta.** **Dif. 1º**

#### Vta 5

|    |          |        |
|----|----------|--------|
| 1  | 1:52.319 |        |
| 49 | 2:19.597 | 1 Lap  |
| 50 | 2:19.358 | 1 Lap  |
| 8  | 1:53.918 | 05.708 |
| 12 | 1:54.979 | 06.046 |
| 31 | 1:57.434 | 15.185 |
| 18 | 1:57.850 | 23.775 |
| 29 | 1:57.551 | 24.199 |
| 20 | 1:59.031 | 27.913 |

5 1:57.202 28.138

28 1:56.957 28.243

47 1:59.645 37.371

14 1:59.578 37.726

16 2:00.507 43.993

27 2:01.393 48.091

40 2:04.218 1:09.756

30 2:05.566 1:11.720

19 2:05.187 1:12.105

11 2:04.560 1:12.357

24 2:05.570 1:20.018

38 2:08.748 1:32.915

45 2:07.717 1:33.990

23 2:07.109 1:40.184

**Num** **Tiempo Vta.** **Dif. 1º**

#### Vta 6

|    |          |          |
|----|----------|----------|
| 1  | 1:53.551 |          |
| 8  | 1:55.377 | 07.534   |
| 12 | 1:57.136 | 09.631   |
| 46 | 2:18.003 | 1 Lap    |
| 48 | 2:18.656 | 1 Lap    |
| 31 | 1:57.680 | 19.314   |
| 49 | 2:19.060 | 1 Lap    |
| 50 | 2:19.249 | 1 Lap    |
| 18 | 1:59.160 | 29.384   |
| 29 | 1:58.951 | 29.599   |
| 20 | 1:58.059 | 32.421   |
| 28 | 1:57.844 | 32.536   |
| 5  | 1:58.534 | 33.121   |
| 14 | 1:59.201 | 43.376   |
| 47 | 2:00.170 | 43.990   |
| 16 | 2:00.519 | 50.961   |
| 27 | 2:01.514 | 56.054   |
| 40 | 2:03.363 | 1:19.568 |
| 11 | 2:00.900 | 1:19.706 |
| 19 | 2:02.109 | 1:20.663 |
| 30 | 2:07.918 | 1:26.087 |
| 24 | 2:05.839 | 1:32.306 |
| 38 | 2:08.115 | 1:47.479 |
| 45 | 2:07.476 | 1:47.915 |
| 23 | 2:06.651 | 1:53.284 |

**Num** **Tiempo Vta.** **Dif. 1º**

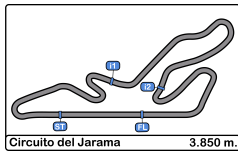
#### Vta 7

|    |          |          |
|----|----------|----------|
| 1  | 1:54.314 |          |
| 8  | 1:53.909 | 07.129   |
| 12 | 2:02.830 | 18.147   |
| 31 | 1:57.449 | 22.449   |
| 29 | 1:58.235 | 33.520   |
| 18 | 1:58.746 | 33.816   |
| 28 | 1:58.718 | 36.940   |
| 46 | 2:17.620 | 1 Lap    |
| 5  | 2:00.701 | 39.508   |
| 48 | 2:19.564 | 1 Lap    |
| 14 | 1:58.308 | 47.370   |
| 47 | 2:01.138 | 50.814   |
| 50 | 2:19.279 | 1 Lap    |
| 49 | 2:21.501 | 1 Lap    |
| 16 | 2:00.455 | 57.102   |
| 27 | 2:02.011 | 1:03.751 |
| 11 | 2:00.879 | 1:26.271 |
| 40 | 2:06.677 | 1:31.931 |
| 19 | 2:05.872 | 1:32.221 |
| 20 | 2:57.503 | 1:35.610 |
| 30 | 2:07.278 | 1:39.051 |
| 24 | 2:05.966 | 1:43.958 |

**Num** **Tiempo Vta.** **Dif. 1º**

#### Vta 8

|    |          |          |
|----|----------|----------|
| 1  | 1:58.187 |          |
| 8  | 1:56.501 | 05.443   |
| 38 | 2:10.624 | 1 Lap    |
| 45 | 2:11.629 | 1 Lap    |
| 23 | 2:06.855 | 1 Lap    |
| 12 | 1:59.587 | 19.547   |
| 18 | 1:57.589 | 33.218   |
| 29 | 1:58.049 | 33.382   |
| 28 | 1:57.361 | 36.114   |
| 5  | 1:57.179 | 38.500   |
| 14 | 2:00.253 | 49.436   |
| 47 | 2:00.310 | 52.937   |
| 46 | 2:17.345 | 1 Lap    |
| 16 | 2:01.487 | 1:00.402 |
| 48 | 2:18.426 | 1 Lap    |



# Circuito del Jarama

## División 1

### 1ª Carrera

#### Análisis

|    |          |          |    |          |          |
|----|----------|----------|----|----------|----------|
| 27 | 2:02.974 | 1:08.538 | 18 | 1:57.859 | 38.832   |
| 50 | 2:18.777 | 1 Lap    | 29 | 1:58.878 | 39.779   |
| 49 | 2:18.811 | 1 Lap    | 28 | 1:58.133 | 39.941   |
| 11 | 2:02.026 | 1:30.110 | 5  | 1:56.625 | 40.832   |
| 19 | 2:03.180 | 1:37.214 | 14 | 1:59.483 | 56.431   |
| 40 | 2:05.617 | 1:39.361 | 47 | 2:01.146 | 1:02.094 |
| 30 | 2:05.857 | 1:46.721 | 16 | 2:01.367 | 1:11.942 |
| 24 | 2:05.948 | 1:51.719 | 27 | 2:01.723 | 1:20.943 |

| Num | Tiempo Vta. | Dif. 1º | Num | Tiempo Vta. | Dif. 1º |
|-----|-------------|---------|-----|-------------|---------|
| 46  | 2:18.202    | 1 Lap   |     |             |         |

#### Vta 9

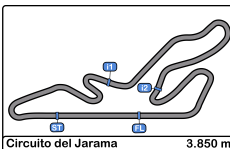
|    |          |        |    |          |          |
|----|----------|--------|----|----------|----------|
| 1  | 1:53.838 |        | 48 | 2:18.939 | 1 Lap    |
| 8  | 1:54.542 | 06.147 | 19 | 2:04.394 | 1:52.103 |
| 38 | 2:08.333 | 1 Lap  | 40 | 2:04.260 | 1:56.098 |
| 23 | 2:06.836 | 1 Lap  | 50 | 2:19.339 | 1 Lap    |
| 45 | 2:08.561 | 1 Lap  | 49 | 2:20.051 | 1 Lap    |

|    |          |          |
|----|----------|----------|
| 12 | 1:59.124 | 24.833   |
| 29 | 1:59.002 | 38.546   |
| 18 | 1:59.238 | 38.618   |
| 28 | 1:57.177 | 39.453   |
| 5  | 1:57.190 | 41.852   |
| 14 | 1:58.995 | 54.593   |
| 47 | 1:59.494 | 58.593   |
| 16 | 2:01.656 | 1:08.220 |
| 27 | 2:02.165 | 1:16.865 |
| 46 | 2:18.303 | 1 Lap    |
| 48 | 2:17.868 | 1 Lap    |
| 11 | 2:01.484 | 1:37.756 |
| 50 | 2:18.950 | 1 Lap    |
| 49 | 2:19.029 | 1 Lap    |
| 19 | 2:01.978 | 1:45.354 |
| 40 | 2:03.960 | 1:49.483 |

| Num | Tiempo Vta. | Dif. 1º |
|-----|-------------|---------|
|-----|-------------|---------|

#### Vta 10

|    |          |        |
|----|----------|--------|
| 1  | 1:57.645 |        |
| 30 | 2:07.182 | 1 Lap  |
| 8  | 1:58.286 | 06.788 |
| 24 | 2:07.942 | 1 Lap  |
| 12 | 1:58.745 | 25.933 |
| 23 | 2:05.800 | 1 Lap  |
| 38 | 2:08.904 | 1 Lap  |
| 45 | 2:08.602 | 1 Lap  |



# Circuito del Jarama

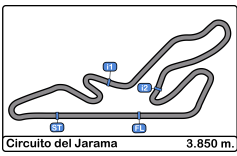
## División 1

### 1ª Carrera

#### Mejores Sectores

| Sector - 1 |    |                                   |        | Sector - 2 |                                   |        |    | Sector - 3                        |          |      |    | Vuelta Ideal vs Mejor Vuelta      |            |          |      |  |
|------------|----|-----------------------------------|--------|------------|-----------------------------------|--------|----|-----------------------------------|----------|------|----|-----------------------------------|------------|----------|------|--|
| Clas       | Nº | Piloto                            | Tiempo | Nº         | Piloto                            | Tiempo | Nº | Piloto                            | Tiempo   | Clas | Nº | Piloto                            | Vta. Ideal | Mejor V. | Clas |  |
| 1          | 15 | Jesus Lopez-Pozuelo               | 42.551 | 1          | Ignacio J. Leirana Castillo       | 36.764 | 1  | Ignacio J. Leirana Castillo       | 30.854   | 1    | 1  | Ignacio J. Leirana Castillo       | 1:50.666   | 1:51.165 | 1    |  |
| 2          | 1  | Ignacio J. Leirana Castillo       | 43.048 | 15         | Jesus Lopez-Pozuelo               | 37.132 | 8  | Javier Moreno García              | 31.590   | 2    | 8  | Javier Moreno García              | 1:52.952   | 1:52.952 | 2    |  |
| 3          | 12 | Jaime Cela Talavera               | 43.358 | 12         | Jaime Cela Talavera               | 37.772 | 12 | Jaime Cela Talavera               | 31.837   | 3    | 12 | Jaime Cela Talavera               | 1:52.967   | 1:53.290 | 3    |  |
| 4          | 8  | Javier Moreno García              | 43.433 | 8          | Javier Moreno García              | 37.929 | 31 | Oscar Plazio Gómez                | 32.061   | 4    | 31 | Oscar Plazio Gómez                | 1:53.974   | 1:54.115 | 4    |  |
| 5          | 31 | Oscar Plazio Gómez                | 43.504 | 31         | Oscar Plazio Gómez                | 38.409 | 28 | Enrique Sánchez                   | 32.387   | 5    | 9  | Santiago Castilla Salinero        | 1:55.722   | 1:55.814 | 5    |  |
| 6          | 9  | Santiago Castilla Salinero        | 44.012 | 5          | Juan C. Fernandez                 | 38.750 | 20 | Juan Carlos Lopez Olm             | 32.559   | 6    | 5  | Juan C. Fernandez                 | 1:56.337   | 1:56.625 | 7    |  |
| 7          | 18 | Francisco Torres Alcala           | 44.749 | 9          | Santiago Castilla Salinero        | 38.881 | 18 | Francisco Torres Alcala           | 32.635   | 7    | 28 | Enrique Sánchez                   | 1:56.413   | 1:56.413 | 6    |  |
| 8          | 28 | Enrique Sánchez                   | 44.794 | 29         | Carlos Plazio Gómez               | 39.158 | 29 | Carlos Plazio Gómez               | 32.657   | 8    | 18 | Francisco Torres Alcala           | 1:56.565   | 1:57.338 | 8    |  |
| 9          | 20 | Juan Carlos Lopez Olm             | 44.848 | 18         | Francisco Torres Alcala           | 39.181 | 5  | Juan C. Fernandez                 | 32.724   | 9    | 29 | Carlos Plazio Gómez               | 1:56.905   | 1:57.551 | 10   |  |
| 10         | 5  | Juan C. Fernandez                 | 44.863 | 28         | Enrique Sánchez                   | 39.232 | 9  | Santiago Castilla Salinero        | 32.829   | 10   | 20 | Juan Carlos Lopez Olm             | 1:56.910   | 1:57.356 | 9    |  |
| 11         | 14 | Christian García García           | 45.030 | 20         | Juan Carlos Lopez Olm             | 39.503 | 14 | Christian García García           | 32.881   | 11   | 14 | Christian García García           | 1:57.559   | 1:58.019 | 11   |  |
| 12         | 29 | Carlos Plazio Gómez               | 45.090 | 47         | Miguel A. Abuin Taeño             | 39.503 | 47 | Miguel A. Abuin Taeño             | 33.110   | 12   | 47 | Miguel A. Abuin Taeño             | 1:58.274   | 1:58.325 | 12   |  |
| 13         | 11 | Agustín Gómez Serran              | 45.654 | 14         | Christian García García           | 39.648 | 19 | Adrián Martín Abraldes            | 33.538   | 13   | 11 | Agustín Gómez Serran              | 1:59.541   | 2:00.879 | 15   |  |
| 14         | 47 | Miguel A. Abuin Taeño             | 45.661 | 17         | Ernesto Nava Hidalgo              | 40.170 | 11 | Agustín Gómez Serran              | 33.588   | 14   | 16 | Ramperez Morán - Auñón Fernandez  | 1:59.714   | 1:59.806 | 13   |  |
| 15         | 16 | Ramperez Morán - Auñón Fernandez  | 45.710 | 11         | Agustín Gómez Serran              | 40.299 | 16 | Ramperez Morán - Auñón Fernandez  | 33.635   | 15   | 19 | Adrián Martín Abraldes            | 2:00.444   | 2:01.978 | 16   |  |
| 16         | 27 | Teo Antonio Pérez                 | 45.804 | 16         | Ramperez Morán - Auñón Fernandez  | 40.369 | 27 | Teo Antonio Pérez                 | 33.984   | 16   | 27 | Teo Antonio Pérez                 | 2:00.617   | 2:00.642 | 14   |  |
| 17         | 19 | Adrián Martín Abraldes            | 46.350 | 19         | Adrián Martín Abraldes            | 40.556 | 40 | Andrés Sanchez Perez              | 34.280   | 17   | 17 | Ernesto Nava Hidalgo              | 2:03.119   | 2:03.429 | 18   |  |
| 18         | 17 | Ernesto Nava Hidalgo              | 46.738 | 27         | Teo Antonio Pérez                 | 40.829 | 30 | Chapatte Cortes - Artajo De No    | 34.686   | 18   | 40 | Andrés Sanchez Perez              | 2:03.241   | 2:03.363 | 17   |  |
| 19         | 30 | Chapatte Cortes - Artajo De No    | 47.379 | 40         | Andrés Sanchez Perez              | 41.184 | 23 | Escolar Álvarez - Vigara Tena     | 34.943   | 19   | 30 | Chapatte Cortes - Artajo De No    | 2:04.586   | 2:05.566 | 19   |  |
| 20         | 40 | Andrés Sanchez Perez              | 47.777 | 24         | José David Bartol Salazar         | 41.750 | 24 | José David Bartol Salazar         | 35.156   | 20   | 24 | José David Bartol Salazar         | 2:05.030   | 2:05.570 | 20   |  |
| 21         | 24 | José David Bartol Salazar         | 48.124 | 23         | Escolar Álvarez - Vigara Tena     | 42.321 | 45 | Crespillo Calderón - Ureña García | 35.330   | 21   | 23 | Escolar Álvarez - Vigara Tena     | 2:05.572   | 2:05.800 | 21   |  |
| 22         | 23 | Escolar Álvarez - Vigara Tena     | 48.308 | 30         | Chapatte Cortes - Artajo De No    | 42.521 | 38 | Martin Martinez - Angel Martin    | 35.822   | 22   | 45 | Crespillo Calderón - Ureña García | 2:06.816   | 2:07.476 | 22   |  |
| 23         | 45 | Crespillo Calderón - Ureña García | 48.416 | 45         | Crespillo Calderón - Ureña García | 43.070 | 17 | Ernesto Nava Hidalgo              | 36.211   | 23   | 38 | Martin Martinez - Angel Martin    | 2:07.775   | 2:08.115 | 23   |  |
| 24         | 38 | Martin Martinez - Angel Martin    | 48.478 | 38         | Martin Martinez - Angel Martin    | 43.475 | 46 | José M. Rodriguez Cañibano        | 38.008   | 24   | 46 | José M. Rodriguez Cañibano        | 2:16.680   | 2:16.681 | 24   |  |
| 25         | 46 | José M. Rodriguez Cañibano        | 51.452 | 46         | José M. Rodriguez Cañibano        | 47.220 | 48 | Antonio Otero Montero             | 38.103   | 25   | 48 | Antonio Otero Montero             | 2:17.190   | 2:17.629 | 25   |  |
| 26         | 48 | Antonio Otero Montero             | 51.619 | 50         | Alvaro Serrano Aguilar            | 47.449 | 49 | Jorge J. Rodriguez Cañibano       | 38.169   | 26   | 50 | Alvaro Serrano Aguilar            | 2:18.109   | 2:18.777 | 26   |  |
| 27         | 50 | Alvaro Serrano Aguilar            | 52.330 | 48         | Antonio Otero Montero             | 47.468 | 50 | Alvaro Serrano Aguilar            | 38.330   | 27   | 49 | Jorge J. Rodriguez Cañibano       | 2:18.256   | 2:18.811 | 27   |  |
| 28         | 49 | Jorge J. Rodriguez Cañibano       | 52.509 | 49         | Jorge J. Rodriguez Cañibano       | 47.578 | 15 | Jesus Lopez-Pozuelo               | Transpon | 28   | 15 | Jesus Lopez-Pozuelo               | Transpon   | Transpo  | 28   |  |





Circuito del Jarama

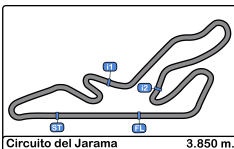
División 1

1ª Carrera

Secuencia Lider

| <u>Nº</u> | <u>Concursante</u>       | <u>Piloto 1</u>             | <u>Piloto 2</u> | <u>Vehiculo</u> | <u>Cat</u> | <u>Vta. Inici</u> | <u>Vta. Fin</u> | <u>Vtas.</u> | <u>Total Vtas.</u> |
|-----------|--------------------------|-----------------------------|-----------------|-----------------|------------|-------------------|-----------------|--------------|--------------------|
| 1         | IGNACIO LEIRANA CASTILLO | Ignacio J. Leirana Castillo |                 | CITROEN AX 1.6  | 2B         | 1                 | 10              | 10           | 10                 |





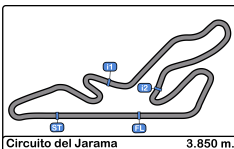
# Circuito del Jarama

## División 1

### 1ª Carrera

#### 5 Mejores Tiempos

| Cl | Nº | Concursante              | Piloto 1                            | Piloto 2                  | Vehiculo              | Cat | Cl | Mejor 1  |      | Mejor 2  |      | Mejor 3  |      | Mejor 4  |      | Mejor 5  |      |
|----|----|--------------------------|-------------------------------------|---------------------------|-----------------------|-----|----|----------|------|----------|------|----------|------|----------|------|----------|------|
|    |    |                          |                                     |                           |                       |     |    | Tiempo   | Vta. | Tiempo   | Vta. | Tiempo   | Vta. | Tiempo   | Vta. | Tiempo   | Vta. |
| 1  | 1  | IGNACIO LEIRANA CASTILLO | Ignacio J. Leirana Castillo         |                           | CITROEN AX 1.6        | 2B  | 1  | 1:51.165 | 1    | 1:52.319 | 5    | 1:52.335 | 2    | 1:53.551 | 6    | 1:53.838 | 9    |
| 2  | 8  | ESCUADERIA GREDOS        | Javier Moreno García                |                           | PEUGEOT 205 1.6       | 2B  | 2  | 1:52.952 | 3    | 1:53.735 | 2    | 1:53.909 | 7    | 1:53.918 | 5    | 1:54.282 | 4    |
| 3  | 12 | RASANTE SPORT            | Jaime Cela Talavera                 |                           | CITROEN SAXO 1.6      | 2B  | 3  | 1:53.290 | 2    | 1:54.009 | 3    | 1:54.451 | 4    | 1:54.979 | 5    | 1:56.491 | 1    |
| 4  | 31 | C.D.E. DEYSCOM SPORT     | Oscar Plazio Gómez                  |                           | HONDA CIVIC 1.6       | 2B  | 4  | 1:54.115 | 2    | 1:56.239 | 3    | 1:57.197 | 4    | 1:57.374 | 1    | 1:57.434 | 5    |
| 5  | 9  | EFICAR TEAM              | Santiago Castilla Salinero          |                           | HYUNDAI GETZ 1.5 CRDi | 2B  | 5  | 1:55.814 | 3    | 1:57.048 | 4    | 1:57.505 | 2    | 2:06.173 | 1    |          |      |
| 6  | 28 | VSR MOTORSPORT           | Enrique Sánchez González            | Rk                        | BMW E36 325i          | EN  | 1  | 1:56.413 | 4    | 1:56.825 | 3    | 1:56.957 | 5    | 1:57.177 | 9    | 1:57.361 | 8    |
| 7  | 5  | C.D.E. ULTIMA VUELTA     | Juan C. Fernandez Pedrero           |                           | CITROEN AX 1.6        | EN  | 2  | 1:56.625 | 10   | 1:57.009 | 4    | 1:57.179 | 8    | 1:57.190 | 9    | 1:57.202 | 5    |
| 8  | 18 | C.D.E. ULTIMA VUELTA     | Francisco Torres Alcalá             | Jr                        | HYUNDAI GETZ 1.5 CRDi | 2A  | 1  | 1:57.338 | 4    | 1:57.577 | 3    | 1:57.589 | 8    | 1:57.850 | 5    | 1:57.859 | 10   |
| 9  | 20 | EFICAR TEAM              | Juan Carlos Lopez Olmo              |                           | MERCEDES BENZ 190 2.3 | EN  | 3  | 1:57.356 | 3    | 1:57.420 | 2    | 1:58.059 | 6    | 1:58.983 | 4    | 1:59.031 | 5    |
| 10 | 29 | C.D.E. DEYSCOM SPORT     | Carlos Plazio Gómez                 |                           | CITROEN SAXO 1.6      | 2A  | 2  | 1:57.551 | 5    | 1:57.609 | 3    | 1:57.914 | 2    | 1:58.049 | 8    | 1:58.235 | 7    |
| 11 | 14 | RACE                     | Christian García García             | Jr                        | HYUNDAI ACCENT 1.6    | 2A  | 3  | 1:58.019 | 4    | 1:58.023 | 3    | 1:58.308 | 7    | 1:58.995 | 9    | 1:59.201 | 6    |
| 12 | 47 | C.D.E. ULTIMA VUELTA     | Miguel A. Abuín Taelño              |                           | PEUGEOT 205 2.0       | EN  | 4  | 1:58.325 | 3    | 1:59.076 | 4    | 1:59.261 | 2    | 1:59.494 | 9    | 1:59.645 | 5    |
| 13 | 16 | VSR MOTORSPORT           | <u>Raúl Ramperez Morán</u>          | Oscar Auñón Fernandez     | BMW 325i              | EN  | 5  | 1:59.806 | 3    | 2:00.361 | 4    | 2:00.455 | 7    | 2:00.507 | 5    | 2:00.519 | 6    |
| 14 | 27 | EFICAR TEAM              | Teo Antonio Pérez Palomo            |                           | BMW E36 325i          | EN  | 6  | 2:00.642 | 3    | 2:01.393 | 5    | 2:01.424 | 2    | 2:01.514 | 6    | 2:01.535 | 4    |
| 15 | 11 | PARADINAS MOTORSPORT     | Agustín Gómez Serrano               |                           | HYUNDAI GETZ 1.6      | 2A  | 4  | 2:00.879 | 7    | 2:00.900 | 6    | 2:00.923 | 2    | 2:01.484 | 9    | 2:02.026 | 8    |
| 16 | 19 | C.D.E. ULTIMA VUELTA     | Adrián Martín Abraldes              | Rk                        | HYUNDAI GETZ 1.5 CRDi | 2A  | 5  | 2:01.978 | 9    | 2:02.109 | 6    | 2:03.018 | 2    | 2:03.180 | 8    | 2:04.394 | 10   |
| 17 | 40 | ANDRES SANCHEZ PEREZ     | Andrés Sanchez Perez                |                           | HONDA CIVIC 1.6       | EN  | 7  | 2:03.363 | 6    | 2:03.960 | 9    | 2:04.218 | 5    | 2:04.260 | 10   | 2:05.508 | 4    |
| 18 | 17 | RACE                     | Ernesto Nava Hidalgo                |                           | MAZDA RX8 Sport Cup   | 2A  | 6  | 2:03.429 | 2    | 2:11.721 | 1    |          |      |          |      |          |      |
| 19 | 30 | ESCUADERIA MADRID        | <u>Julio Chapatte Cortes</u>        | Jaime Artajo De No        | BMW E30 325i          | EN  | 8  | 2:05.566 | 5    | 2:05.857 | 8    | 2:06.022 | 3    | 2:06.380 | 2    | 2:07.182 | 9    |
| 20 | 24 | JOSE D. BARTOL SALAZAR   | José David Bartol Salazar           | Rk                        | OPEL KADETT 2.0       | EN  | 9  | 2:05.570 | 5    | 2:05.839 | 6    | 2:05.948 | 8    | 2:05.966 | 7    | 2:06.336 | 2    |
| 21 | 23 | A.D. CLEMENTE ARROYO     | <u>Jesus Escolar Álvarez</u>        | Antonio Vígara Tena       | HYUNDAI ACCENT 1.5    | 2A  | 7  | 2:05.800 | 9    | 2:06.651 | 6    | 2:06.836 | 8    | 2:06.855 | 7    | 2:07.109 | 5    |
| 22 | 45 | CLUB AUTOMOVIL SIERO     | <u>Jose Luis Crespillo Calderón</u> | Miguel Angel Ureña García | FORD PUMA 1.6         | 1   | 1  | 2:07.476 | 6    | 2:07.717 | 5    | 2:08.561 | 8    | 2:08.602 | 9    | 2:08.787 | 4    |
| 23 | 38 | RASANTE SPORT            | <u>Eduardo Martín Martínez</u>      | Miguel Angel Martin Calvo | VOLKSWAGEN GOLF       | EN  | 10 | 2:08.115 | 6    | 2:08.333 | 8    | 2:08.748 | 5    | 2:08.904 | 9    | 2:09.672 | 4    |
| 24 | 46 | EFICAR TEAM              | José M. Rodríguez Cañibano          | Rk                        | TOYOTA AYGO           | KR  | 1  | 2:16.681 | 2    | 2:17.143 | 3    | 2:17.345 | 7    | 2:17.420 | 4    | 2:17.620 | 6    |
| 25 | 48 | AS PONTES MOTORSPORT     | Antonio Otero Montero               |                           | TOYOTA AYGO           | KR  | 2  | 2:17.629 | 3    | 2:17.691 | 2    | 2:17.868 | 8    | 2:17.983 | 4    | 2:18.426 | 7    |
| 26 | 50 | A.E.C.D.                 | Alvaro Serrano Aguilar              |                           | TOYOTA AYGO           | KR  | 3  | 2:18.777 | 7    | 2:18.950 | 8    | 2:19.249 | 5    | 2:19.279 | 6    | 2:19.339 | 9    |
| 27 | 49 | EFICAR TEAM              | Jorge J. Rodríguez Cañibano         |                           | TOYOTA AYGO           | KR  | 4  | 2:18.811 | 7    | 2:19.029 | 8    | 2:19.060 | 5    | 2:19.597 | 4    | 2:19.640 | 3    |
| 28 | 15 | EFICAR TEAM              | Jesus Lopez-Pozuelo Rivas           |                           | PEUGEOT 205 1.6       | 2B  | 6  |          |      |          |      |          |      |          |      |          |      |



# Circuito del Jarama

## División 1

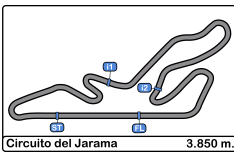
### 1ª Carrera

#### Cuentavueltas

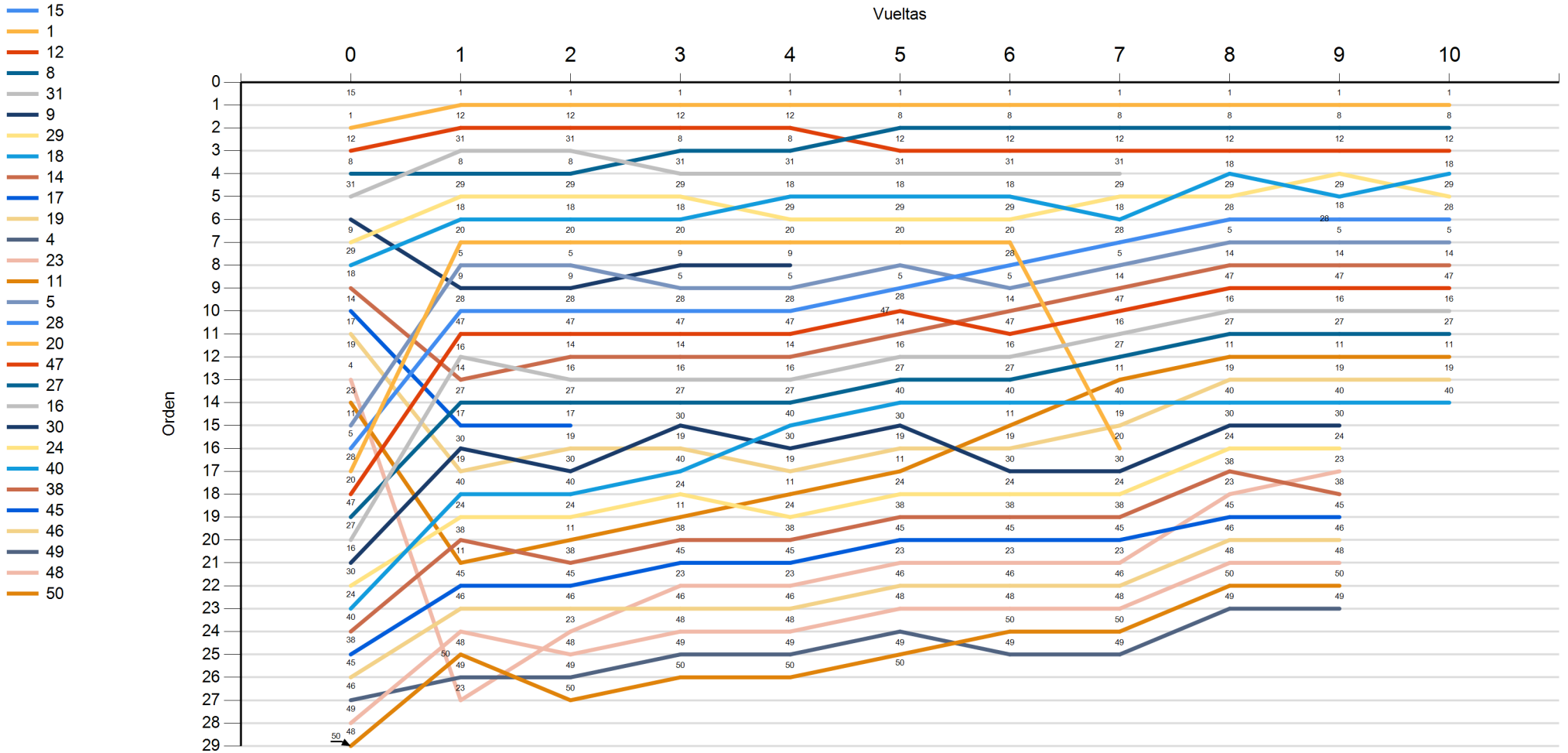
#### Vta.

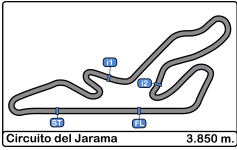
| Nr | Po        | Grid | 1  | 2  | 3  | 4  | 5  | 6  | 7  | 8  | 9  | 10 |
|----|-----------|------|----|----|----|----|----|----|----|----|----|----|
| 15 | <b>1</b>  | 15   | 1  | 1  | 1  | 1  | 1  | 1  | 1  | 1  | 1  | 1  |
| 1  | <b>2</b>  | 1    | 12 | 12 | 12 | 12 | 8  | 8  | 8  | 8  | 8  | 8  |
| 12 | <b>3</b>  | 12   | 31 | 31 | 8  | 8  | 12 | 12 | 12 | 12 | 12 | 12 |
| 8  | <b>4</b>  | 8    | 8  | 8  | 31 | 31 | 31 | 31 | 31 | 18 | 29 | 18 |
| 31 | <b>5</b>  | 31   | 29 | 29 | 29 | 18 | 18 | 18 | 29 | 29 | 18 | 29 |
| 9  | <b>6</b>  | 9    | 18 | 18 | 18 | 29 | 29 | 29 | 18 | 28 | 28 | 28 |
| 29 | <b>7</b>  | 29   | 20 | 20 | 20 | 20 | 20 | 20 | 28 | 5  | 5  | 5  |
| 18 | <b>8</b>  | 18   | 5  | 5  | 9  | 9  | 5  | 28 | 5  | 14 | 14 | 14 |
| 14 | <b>9</b>  | 14   | 9  | 9  | 5  | 5  | 28 | 5  | 14 | 47 | 47 | 47 |
| 17 | <b>10</b> | 17   | 28 | 28 | 28 | 28 | 47 | 14 | 47 | 16 | 16 | 16 |
| 19 | <b>11</b> | 19   | 47 | 47 | 47 | 47 | 14 | 47 | 16 | 27 | 27 | 27 |
| 4  | <b>12</b> | 4    | 16 | 14 | 14 | 14 | 16 | 16 | 27 | 11 | 11 | 11 |
| 23 | <b>13</b> | 23   | 14 | 16 | 16 | 16 | 27 | 27 | 11 | 19 | 19 | 19 |
| 11 | <b>14</b> | 11   | 27 | 27 | 27 | 27 | 40 | 40 | 40 | 40 | 40 | 40 |
| 5  | <b>15</b> | 5    | 17 | 17 | 30 | 40 | 30 | 11 | 19 | 30 | 30 |    |
| 28 | <b>16</b> | 28   | 30 | 19 | 19 | 30 | 19 | 19 | 20 | 24 | 24 |    |
| 20 | <b>17</b> | 20   | 19 | 30 | 40 | 19 | 11 | 30 | 30 | 38 | 23 |    |
| 47 | <b>18</b> | 47   | 40 | 40 | 24 | 11 | 24 | 24 | 24 | 23 | 38 |    |
| 27 | <b>19</b> | 27   | 24 | 24 | 11 | 24 | 38 | 38 | 38 | 45 | 45 |    |
| 16 | <b>20</b> | 16   | 38 | 11 | 38 | 38 | 45 | 45 | 45 | 46 | 46 |    |
| 30 | <b>21</b> | 30   | 11 | 38 | 45 | 45 | 23 | 23 | 23 | 48 | 48 |    |
| 24 | <b>22</b> | 24   | 45 | 45 | 23 | 23 | 46 | 46 | 46 | 50 | 50 |    |
| 40 | <b>23</b> | 40   | 46 | 46 | 46 | 46 | 48 | 48 | 48 | 49 | 49 |    |
| 38 | <b>24</b> | 38   | 48 | 23 | 48 | 48 | 49 | 50 | 50 |    |    |    |
| 45 | <b>25</b> | 45   | 50 | 48 | 49 | 49 | 50 | 49 | 49 |    |    |    |
| 46 | <b>26</b> | 46   | 49 | 49 | 50 | 50 |    |    |    |    |    |    |
| 49 | <b>27</b> | 49   | 23 | 50 |    |    |    |    |    |    |    |    |
| 48 | <b>28</b> | 48   |    |    |    |    |    |    |    |    |    |    |
| 50 | <b>29</b> | 50   |    |    |    |    |    |    |    |    |    |    |





**Circuito del Jarama**  
**División 1**  
**1ª Carrera**  
**Cuentavueltas Gráfico**





# Circuito del Jarama

## División 1

### 1ª Carrera

### Resultados Finales

| Cls   | Nº | Concursante             | Piloto 1                            | Piloto 2                  | Vehiculo              | Cat | Cl | Vtas. | Tiempo           | Dif 1º   | Intervalo | Km/h  | V.R. | Tiempo   | Km/h  |
|---|----|-------------------------|-------------------------------------|---------------------------|-----------------------|-----|----|-------|------------------|----------|-----------|-------|------|----------|-------|
| 1   | 1  | IGNACIO LEIRANA CASTILL | Ignacio J. Leirana Castillo         |                           | CITROEN AX 1.6        | 2B  | 1  | 10    | <b>19:04.709</b> |          |           | 121.0 | 1    | 1:51.165 | 124.6 |
| 2   | 18 | C.D.E. ULTIMA VUELTA    | Francisco Torres Alcalá             | Jr                        | HYUNDAI GETZ 1.5 CRDi | 2A  | 1  | 10    | <b>19:43.541</b> | 38.832   | 38.832    | 117.1 | 4    | 1:57.338 | 118.1 |
| 3   | 29 | C.D.E. DEYSCOM SPORT    | Carlos Plazio Gómez                 |                           | CITROEN SAXO 1.6      | 2A  | 2  | 10    | <b>19:44.488</b> | 39.779   | 0.947     | 117.0 | 5    | 1:57.551 | 117.9 |
| 4   | 28 | VSR MOTORSPORT          | Enrique Sánchez González            | Rk                        | BMW E36 325i          | EN  | 1  | 10    | <b>19:44.650</b> | 39.941   | 0.162     | 116.9 | 4    | 1:56.413 | 119.0 |
| 5   | 12 | RASANTE SPORT           | Jaime Cela Talavera                 |                           | CITROEN SAXO 1.6      | 2B  | 2  | 10    | <b>19:54.642</b> | 49.933   | 9.992     | 116.0 | 2    | 1:53.290 | 122.3 |
| 6   | 14 | RACE                    | Christian García García             | Jr                        | HYUNDAI ACCENT 1.6    | 2A  | 3  | 10    | <b>20:01.140</b> | 56.431   | 6.498     | 115.3 | 4    | 1:58.019 | 117.4 |
| 7   | 47 | C.D.E. ULTIMA VUELTA    | Miguel A. Abuin Taeño               |                           | PEUGEOT 205 2.0       | EN  | 2  | 10    | <b>20:06.803</b> | 1:02.094 | 5.663     | 114.8 | 3    | 1:58.325 | 117.1 |
| 8   | 16 | VSR MOTORSPORT          | <b>Raúl Ramperez Morán</b>          | Oscar Auñón Fernandez     | BMW 325i              | EN  | 3  | 10    | <b>20:16.651</b> | 1:11.942 | 9.848     | 113.9 | 3    | 1:59.806 | 115.6 |
| 9   | 27 | EFICAR TEAM             | Teo Antonio Pérez Palomo            |                           | BMW E36 325i          | EN  | 4  | 10    | <b>20:25.652</b> | 1:20.943 | 9.001     | 113.0 | 3    | 2:00.642 | 114.8 |
| 10  | 5  | C.D.E. ULTIMA VUELTA    | Juan C. Fernandez Pedrero           |                           | CITROEN AX 1.6        | EN  | 5  | 10    | <b>20:45.541</b> | 1:40.832 | 19.889    | 111.2 | 10   | 1:56.625 | 118.8 |
| 11  | 11 | PARADINAS MOTORSPORT    | Agustín Gómez Serrano               |                           | HYUNDAI GETZ 1.6      | 2A  | 4  | 10    | <b>20:49.701</b> | 1:44.992 | 4.160     | 110.9 | 7    | 2:00.879 | 114.6 |
| 12  | 19 | C.D.E. ULTIMA VUELTA    | Adrián Martín Abrales               | Rk                        | HYUNDAI GETZ 1.5 CRDi | 2A  | 5  | 10    | <b>20:56.812</b> | 1:52.103 | 7.111     | 110.2 | 9    | 2:01.978 | 113.6 |
| 13  | 40 | ANDRES SANCHEZ PEREZ    | Andrés Sanchez Perez                |                           | HONDA CIVIC 1.6       | EN  | 6  | 10    | <b>21:00.807</b> | 1:56.098 | 3.995     | 109.9 | 6    | 2:03.363 | 112.3 |
| 14  | 8  | ESCUADERIA GREDOS       | Javier Moreno García                |                           | PEUGEOT 205 1.6       | 2B  | 3  | 10    | <b>22:11.497</b> | 3:06.788 | 1:10.690  | 104.0 | 3    | 1:52.952 | 122.7 |
| 15  | 30 | ESCUADERIA MADRID       | <b>Julio Chapatte Cortes</b>        | Jaime Artajo De No        | BMW E30 325i          | EN  | 7  | 9     | <b>19:07.129</b> | 1 Vta    | 1 Vta     | 108.7 | 5    | 2:05.566 | 110.3 |
| 16  | 38 | RASANTE SPORT           | <b>Eduardo Martín Martínez</b>      | Miguel Angel Martín Calvo | VOLKSWAGEN GOLF       | EN  | 8  | 9     | <b>19:36.065</b> | 1 Vta    | 28.936    | 106.0 | 6    | 2:08.115 | 108.1 |
| 17  | 45 | CLUB AUTOMOVIL SIERO    | <b>Jose Luis Crespillo Calderón</b> | Miguel Angel Ureña García | FORD PUMA 1.6         | 1   | 1  | 9     | <b>19:37.432</b> | 1 Vta    | 1.367     | 105.9 | 6    | 2:07.476 | 108.7 |
| 18  | 23 | A.D. CLEMENTE ARROYO    | <b>Jesus Escolar Álvarez</b>        | Antonio Vígara Tena       | HYUNDAI ACCENT 1.5    | 2A  | 6  | 9     | <b>19:57.500</b> | 1 Vta    | 20.068    | 104.1 | 9    | 2:05.800 | 110.1 |
| 19  | 46 | EFICAR TEAM             | José M. Rodríguez Cañibano          | Rk                        | TOYOTA AYGO           | KR  | 1  | 9     | <b>20:46.606</b> | 1 Vta    | 49.106    | 100.0 | 2    | 2:16.681 | 101.4 |
| 20  | 48 | AS PONTES MOTORSPORT    | Antonio Otero Montero               |                           | TOYOTA AYGO           | KR  | 2  | 9     | <b>20:53.180</b> | 1 Vta    | 6.574     | 99.5  | 3    | 2:17.629 | 100.7 |
| 21  | 50 | A.E.C.D.                | Alvaro Serrano Aguilar              |                           | TOYOTA AYGO           | KR  | 3  | 9     | <b>21:05.765</b> | 1 Vta    | 12.585    | 98.5  | 7    | 2:18.777 | 99.8  |
| 22  | 49 | EFICAR TEAM             | Jorge J. Rodríguez Cañibano         |                           | TOYOTA AYGO           | KR  | 4  | 9     | <b>21:08.140</b> | 1 Vta    | 2.375     | 98.3  | 7    | 2:18.811 | 99.8  |
| 23  | 24 | JOSE D. BARTOL SALAZAR  | José David Bartol Salazar           | Rk                        | OPEL KADETT 2.0       | EN  | 9  | 9     | <b>22:12.887</b> | 1 Vta    | 1:04.747  | 93.5  | 5    | 2:05.570 | 110.3 |
| <b>No clasificados: (Requerimientos: 75% del número de vueltas del líder = 8 Vueltas)</b> |    |                         |                                     |                           |                       |     |    |       |                  |          |           |       |      |          |       |
| 31  |    | C.D.E. DEYSCOM SPORT    | Oscar Plazio Gómez                  |                           | HONDA CIVIC 1.6       | 2B  | 4  | 7     | <b>13:37.488</b> | 3 Vtas   | 2 Vtas    | 118.6 | 2    | 1:54.115 | 121.4 |
| 20  |    | EFICAR TEAM             | Juan Carlos Lopez Olmo              |                           | MERCEDES BENZ 190 2.3 | EN  | 10 | 7     | <b>17:50.649</b> | 3 Vtas   | 4:13.161  | 90.6  | 3    | 1:57.356 | 118.1 |
| 9   |    | EFICAR TEAM             | Santiago Castilla Salinero          |                           | HYUNDAI GETZ 1.5 CRDi | 2B  | 5  | 4     | <b>7:56.540</b>  | 6 Vtas   | 3 Vtas    | 116.3 | 3    | 1:55.814 | 119.6 |
| 17  |    | RACE                    | Ernesto Nava Hidalgo                |                           | MAZDA RX8 Sport Cup   | 2A  | 7  | 2     | <b>4:15.150</b>  | 8 Vtas   | 2 Vtas    | 108.6 | 2    | 2:03.429 | 112.2 |
| 15  |    | EFICAR TEAM             | Jesus Lopez-Pozuelo Rivas           |                           | PEUGEOT 205 1.6       | 2B  | 6  |       |                  |          |           |       |      |          |       |
| 4   |    | LA RUINA RACING         | Luis Barroso Catalina               |                           | HONDA CIVIC 1.6       | 2A  | 8  |       |                  |          |           |       |      |          |       |

**Vuelta Rápida Ignacio J. Leirana Castillo en 1:51.165 a 124.7 Km/h en la vuelta 1**

Penalizado dorsal 5 con 60" por adelantamiento con bandera amarilla

Penalizado dorsal 8 con 180" según anexo 9 de Reglamento Deportivo de Copas y Trofeos de España de velocidad

Penalizado dorsal 12 con 24" por adelantamiento con bandera amarilla

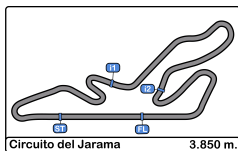
Penalizado dorsal 20 con 180" según anexo 9 de Reglamento Deportivo de Copas y Trofeos de España de velocidad

Penalizado dorsal 23 con 24" por adelantamiento con bandera amarilla

Penalizado dorsal 24 con 180" según anexo 9 de Reglamento Deportivo de Copas y Trofeos de España de velocidad

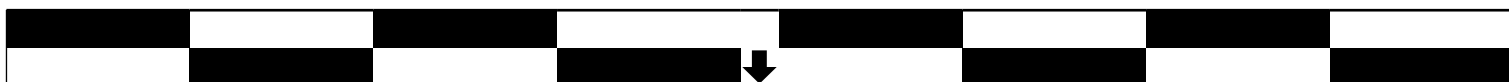
Publicado a las:.....

|                               |                             |                       |
|-------------------------------|-----------------------------|-----------------------|
| <b>Comisarios Deportivos:</b> | <b>Director de Carrera:</b> | <b>Cronometrador:</b> |
|-------------------------------|-----------------------------|-----------------------|



**Circuito del Jarama**  
**División 1**  
**2ª Carrera**  
**Parrilla de Salida Provisional**

|    |    |                             |          |      |          |                             |    |    |
|----|----|-----------------------------|----------|------|----------|-----------------------------|----|----|
| 29 | 46 | José M. Rodriguez Cañibano  | 2:16.852 | .15. | 2:16.897 | Jorge J. Rodriguez Cañibano | 49 | 28 |
| 27 | 48 | Antonio Otero Montero       | 2:17.554 | .14. | 2:18.216 | Alvaro Serrano Aguilar      | 50 | 26 |
| 25 | 45 | Miguel Angel Ureña García   | 2:03.755 | .13. | 2:09.014 | Miguel Angel Martin Calvo   | 38 | 24 |
| 23 | 40 | Andrés Sanchez Perez        | 2:04.502 | .12. | 1:56.829 | Juan C. Fernandez Pedrero   | 5  | 22 |
| 21 | 28 | Enrique Sánchez González    | 1:57.234 | .11. | 1:57.790 | Juan Carlos Lopez Olmo      | 20 | 20 |
| 19 | 47 | Miguel A. Abuin Taeño       | 1:57.817 | .10. | 2:00.256 | Teo Antonio Pérez Palomo    | 27 | 18 |
| 17 | 16 | Oscar Auñon Fernandez       | 2:00.968 | .9.  | 2:02.302 | Jaime Artajo De No          | 30 | 16 |
| 15 | 24 | José David Bartol Salazar   | 2:04.093 | .8.  | 3:09.252 | Agustín Gómez Serrano       | 11 | 14 |
| 13 | 23 | Antonio Vígara Tena         | 2:01.949 | .7.  | 2:00.259 | Luis Barroso Catalina       | 4  | 12 |
| 11 | 19 | Adrián Martín Abrales       | 2:00.130 | .6.  | 1:59.820 | Ernesto Nava Hidalgo        | 17 | 10 |
| 9  | 14 | Christian García García     | 1:58.805 | .5.  | 1:48.930 | Jesus Lopez-Pozuelo Rivas   | 15 | 8  |
| 7  | 1  | Ignacio J. Leirana Castillo | 1:49.306 | .4.  | 1:54.025 | Jaime Cela Talavera         | 12 | 6  |
| 5  | 8  | Javier Moreno García        | 1:54.335 | .3.  | 1:55.064 | Oscar Plazio Gómez          | 31 | 4  |
| 3  | 9  | Santiago Castilla Salinero  | 1:56.046 | .2.  | 1:56.798 | Carlos Plazio Gómez         | 29 | 2  |
| 1  | 18 | Francisco Torres Alcala     | 1:57.048 | .1.  |          |                             |    |    |

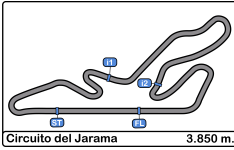


Pole

Publicada a las:.....

**Comisarios Deportivos:**

**Cronometrador:**



# Circuito del Jarama

División 1

2ª Carrera

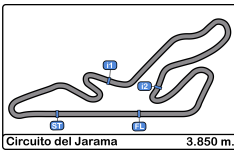
## Resultados Provisionales

| Cls   | Nº | Concursante             | Piloto 1                     | Piloto 2                         | Vehiculo              | Cat | Cl | Vtas. | Tiempo           | Dif 1º   | Intervalo | Km/h  | V.R. | Tiempo   | Km/h  |
|---|----|-------------------------|------------------------------|----------------------------------|-----------------------|-----|----|-------|------------------|----------|-----------|-------|------|----------|-------|
| 1   | 15 | EFICAR TEAM             | Jesus Lopez-Pozuelo Rivas    |                                  | PEUGEOT 205 1.6       | 2B  | 1  | 10    | <b>19:29.436</b> |          |           | 118.5 | 2    | 1:51.215 | 124.6 |
| 2   | 8  | ESCUADERIA GREDOS       | Javier Moreno García         |                                  | PEUGEOT 205 1.6       | 2B  | 2  | 10    | <b>19:29.780</b> | 0.344    | 0.344     | 118.4 | 8    | 1:54.364 | 121.1 |
| 3   | 9  | EFICAR TEAM             | Santiago Castilla Salinero   |                                  | HYUNDAI GETZ 1.5 CRDi | 2B  | 3  | 10    | <b>19:31.452</b> | 2.016    | 1.672     | 118.3 | 10   | 1:56.040 | 119.4 |
| 4   | 18 | C.D.E. ULTIMA VUELTA    | Francisco Torres Alcalá      | Jr                               | HYUNDAI GETZ 1.5 CRDi | 2A  | 1  | 10    | <b>19:48.983</b> | 19.547   | 17.531    | 116.5 | 2    | 1:57.872 | 117.5 |
| 5   | 14 | RACE                    | Christian García García      | Jr                               | HYUNDAI ACCENT 1.6    | 2A  | 2  | 10    | <b>19:53.847</b> | 24.411   | 4.864     | 116.0 | 9    | 1:57.667 | 117.7 |
| 6   | 5  | C.D.E. ULTIMA VUELTA    | Juan C. Fernandez Pedrero    |                                  | CITROEN AX 1.6        | EN  | 1  | 10    | <b>19:55.941</b> | 26.505   | 2.094     | 115.8 | 3    | 1:58.195 | 117.2 |
| 7   | 20 | EFICAR TEAM             | Juan Carlos Lopez Olmo       |                                  | MERCEDES BENZ 190 2.3 | EN  | 2  | 10    | <b>19:59.836</b> | 30.400   | 3.895     | 115.5 | 4    | 1:58.159 | 117.2 |
| 8   | 47 | C.D.E. ULTIMA VUELTA    | Miguel A. Abuin Taeño        |                                  | PEUGEOT 205 2.0       | EN  | 3  | 10    | <b>20:08.766</b> | 39.330   | 8.930     | 114.6 | 7    | 1:59.133 | 116.3 |
| 9   | 28 | VSR MOTORSPORT          | Enrique Sánchez González     | Rk                               | BMW E36 325i          | EN  | 4  | 10    | <b>20:09.198</b> | 39.762   | 0.432     | 114.6 | 3    | 1:57.303 | 118.1 |
| 10  | 11 | PARADINAS MOTORSPORT    | Agustín Gómez Serrano        |                                  | HYUNDAI GETZ 1.6      | 2A  | 3  | 10    | <b>20:09.406</b> | 39.970   | 0.208     | 114.6 | 5    | 1:58.070 | 117.3 |
| 11  | 29 | C.D.E. DEYSCOM SPORT    | Carlos Plazio Gómez          |                                  | CITROEN SAXO 1.6      | 2A  | 4  | 10    | <b>20:09.913</b> | 40.477   | 0.507     | 114.5 | 4    | 1:57.984 | 117.4 |
| 12  | 16 | VSR MOTORSPORT          | Raúl Ramperez Morán          | <b>Oscar Auñon Fernandez</b>     | BMW 325i              | EN  | 5  | 10    | <b>20:34.623</b> | 1:05.187 | 24.710    | 112.2 | 3    | 2:01.404 | 114.1 |
| 13  | 27 | EFICAR TEAM             | Teo Antonio Pérez Palomo     |                                  | BMW E36 325i          | EN  | 6  | 10    | <b>20:35.477</b> | 1:06.041 | 0.854     | 112.1 | 10   | 2:01.344 | 114.2 |
| 14  | 30 | ESCUADERIA MADRID       | Julio Chapatte Cortes        | <b>Jaime Artajo De No</b>        | BMW E30 325i          | EN  | 7  | 10    | <b>20:44.335</b> | 1:14.899 | 8.858     | 111.3 | 5    | 2:02.211 | 113.4 |
| 15  | 40 | ANDRES SANCHEZ PEREZ    | Andrés Sanchez Perez         |                                  | HONDA CIVIC 1.6       | EN  | 8  | 10    | <b>20:45.793</b> | 1:16.357 | 1.458     | 111.2 | 4    | 2:02.820 | 112.8 |
| 16  | 23 | A.D. CLEMENTE ARROYO    | Jesus Escolar Álvarez        | <b>Antonio Vigara Tena</b>       | HYUNDAI ACCENT 1.5    | 2A  | 5  | 10    | <b>20:50.751</b> | 1:21.315 | 4.958     | 110.8 | 5    | 2:03.253 | 112.4 |
| 17  | 24 | JOSE D. BARTOL SALAZAR  | José David Bartol Salazar    | Rk                               | OPEL KADETT 2.0       | EN  | 9  | 10    | <b>21:13.958</b> | 1:44.522 | 23.207    | 108.7 | 3    | 2:05.435 | 110.4 |
| 18  | 19 | C.D.E. ULTIMA VUELTA    | Adrián Martín Abraldes       | Rk                               | HYUNDAI GETZ 1.5 CRDi | 2A  | 6  | 10    | <b>21:38.437</b> | 2:09.001 | 24.479    | 106.7 | 2    | 2:04.874 | 110.9 |
| 19  | 38 | RASANTE SPORT           | Eduardo Martín Martínez      | <b>Miguel Angel Martín Calvo</b> | VOLKSWAGEN GOLF       | EN  | 10 | 9     | <b>19:47.003</b> | 1 Vta    | 1 Vta     | 105.0 | 7    | 2:09.120 | 107.3 |
| 20  | 46 | EFICAR TEAM             | José M. Rodríguez Cañibano   | Rk                               | TOYOTA AYGO           | KR  | 1  | 9     | <b>20:52.074</b> | 1 Vta    | 1:05.071  | 99.6  | 2    | 2:16.950 | 101.2 |
| 21  | 48 | AS PONTES MOTORSPORT    | Antonio Otero Montero        |                                  | TOYOTA AYGO           | KR  | 2  | 9     | <b>20:53.773</b> | 1 Vta    | 1.699     | 99.4  | 4    | 2:17.832 | 100.5 |
| 22  | 50 | A.E.C.D.                | Alvaro Serrano Aguilar       |                                  | TOYOTA AYGO           | KR  | 3  | 9     | <b>21:01.012</b> | 1 Vta    | 7.239     | 98.9  | 6    | 2:18.731 | 99.9  |
| 23  | 49 | EFICAR TEAM             | Jorge J. Rodríguez Cañibano  |                                  | TOYOTA AYGO           | KR  | 4  | 9     | <b>21:01.339</b> | 1 Vta    | 0.327     | 98.8  | 8    | 2:18.496 | 100.0 |
| <b>No clasificados: (Requerimientos: 75% del número de vueltas del lider = 8 Vueltas)</b> |    |                         |                              |                                  |                       |     |    |       |                  |          |           |       |      |          |       |
| 12  | 12 | RASANTE SPORT           | Jaime Cela Talavera          |                                  | CITROEN SAXO 1.6      | 2B  | 4  | 7     | <b>13:48.411</b> | 3 Vtas   | 2 Vtas    | 117.1 | 3    | 1:55.803 | 119.6 |
| 45  | 45 | CLUB AUTOMOVIL SIERO    | Jose Luis Crespillo Calderón | <b>Miguel Angel Ureña García</b> | FORD PUMA 1.6         | 1   | 1  | 7     | <b>14:48.013</b> | 3 Vtas   | 59.602    | 109.2 | 3    | 2:03.106 | 112.5 |
| 1   | 1  | IGNACIO LEIRANA CASTILL | Ignacio J. Leirana Castillo  |                                  | CITROEN AX 1.6        | 2B  | 5  | 2     | <b>3:57.686</b>  | 8 Vtas   | 5 Vtas    | 116.6 | 1    | 1:53.744 | 121.8 |

Vuelta Rápida Jesus Lopez-Pozuelo Rivas en 1:51.215 a 124.6 Km/h en la vuelta 2

Publicado a las:.....

|                               |                             |                       |
|-------------------------------|-----------------------------|-----------------------|
| <b>Comisarios Deportivos:</b> | <b>Director de Carrera:</b> | <b>Cronometrador:</b> |
|-------------------------------|-----------------------------|-----------------------|



# Circuito del Jarama

## División 1

### 2ª Carrera

#### Resultados Provisionales por categoría

| Cls   | Nº | Concursante             | Piloto 1                     | Piloto 2                         | Vehiculo              | Cat | Cl | Vtas. | Tiempo    | Dif 1º   | Intervalo | Km/h  | V.R. | Tiempo   | Km/h  |
|---|----|-------------------------|------------------------------|----------------------------------|-----------------------|-----|----|-------|-----------|----------|-----------|-------|------|----------|-------|
| <b>2B</b>   |    |                         |                              |                                  |                       |     |    |       |           |          |           |       |      |          |       |
| 1   | 15 | EFICAR TEAM             | Jesus Lopez-Pozuelo Rivas    |                                  | PEUGEOT 205 1.6       | 2B  | 1  | 10    | 19:29.436 |          |           | 118.5 | 2    | 1:51.215 | 124.6 |
| 2   | 8  | ESCUADERIA GREDOS       | Javier Moreno García         |                                  | PEUGEOT 205 1.6       | 2B  | 2  | 10    | 19:29.780 | 0.344    | 0.344     | 118.4 | 8    | 1:54.364 | 121.1 |
| 3   | 9  | EFICAR TEAM             | Santiago Castilla Salinero   |                                  | HYUNDAI GETZ 1.5 CRDi | 2B  | 3  | 10    | 19:31.452 | 2.016    | 1.672     | 118.3 | 10   | 1:56.040 | 119.4 |
| <b>No clasificados: (Requerimientos: 75% del número de vueltas del lider = 8 Vueltas)</b> |    |                         |                              |                                  |                       |     |    |       |           |          |           |       |      |          |       |
|   | 12 | RASANTE SPORT           | Jaime Cela Talavera          |                                  | CITROEN SAXO 1.6      | 2B  | 4  | 7     | 13:48.411 | 3 Vtas   | 3 Vtas    | 117.1 | 3    | 1:55.803 | 119.6 |
|   | 1  | IGNACIO LEIRANA CASTILL | Ignacio J. Leirana Castillo  |                                  | CITROEN AX 1.6        | 2B  | 5  | 2     | 3:57.686  | 8 Vtas   | 5 Vtas    | 116.6 | 1    | 1:53.744 | 121.8 |
| <b>2A</b>   |    |                         |                              |                                  |                       |     |    |       |           |          |           |       |      |          |       |
| 1   | 18 | C.D.E. ULTIMA VUELTA    | Francisco Torres Alcalá      | Jr                               | HYUNDAI GETZ 1.5 CRDi | 2A  | 1  | 10    | 19:48.983 |          |           | 116.5 | 2    | 1:57.872 | 117.5 |
| 2   | 14 | RACE                    | Christian García García      | Jr                               | HYUNDAI ACCENT 1.6    | 2A  | 2  | 10    | 19:53.847 | 24.411   | 4.864     | 116.0 | 9    | 1:57.667 | 117.7 |
| 3   | 11 | PARADINAS MOTORSPORT    | Agustín Gómez Serrano        |                                  | HYUNDAI GETZ 1.6      | 2A  | 3  | 10    | 20:09.406 | 39.970   | 15.559    | 114.6 | 5    | 1:58.070 | 117.3 |
| 4   | 29 | C.D.E. DEYSCOM SPORT    | Carlos Plazio Gómez          |                                  | CITROEN SAXO 1.6      | 2A  | 4  | 10    | 20:09.913 | 40.477   | 0.507     | 114.5 | 4    | 1:57.984 | 117.4 |
| 5   | 23 | A.D. CLEMENTE ARROYO    | Jesus Escolar Álvarez        | <b>Antonio Vígara Tena</b>       | HYUNDAI ACCENT 1.5    | 2A  | 5  | 10    | 20:50.751 | 1:21.315 | 40.838    | 110.8 | 5    | 2:03.253 | 112.4 |
| 6   | 19 | C.D.E. ULTIMA VUELTA    | Adrián Martín Abrales        | Rk                               | HYUNDAI GETZ 1.5 CRDi | 2A  | 6  | 10    | 21:38.437 | 2:09.001 | 47.686    | 106.7 | 2    | 2:04.874 | 110.9 |
| <b>EN</b>   |    |                         |                              |                                  |                       |     |    |       |           |          |           |       |      |          |       |
| 1   | 5  | C.D.E. ULTIMA VUELTA    | Juan C. Fernandez Pedrero    |                                  | CITROEN AX 1.6        | EN  | 1  | 10    | 19:55.941 |          |           | 115.8 | 3    | 1:58.195 | 117.2 |
| 2   | 20 | EFICAR TEAM             | Juan Carlos Lopez Olmo       |                                  | MERCEDES BENZ 190 2.3 | EN  | 2  | 10    | 19:59.836 | 30.400   | 3.895     | 115.5 | 4    | 1:58.159 | 117.2 |
| 3   | 47 | C.D.E. ULTIMA VUELTA    | Miguel A. Abuin Taeño        |                                  | PEUGEOT 205 2.0       | EN  | 3  | 10    | 20:08.766 | 39.330   | 8.930     | 114.6 | 7    | 1:59.133 | 116.3 |
| 4   | 28 | VSR MOTORSPORT          | Enrique Sánchez González     | Rk                               | BMW E36 325i          | EN  | 4  | 10    | 20:09.198 | 39.762   | 0.432     | 114.6 | 3    | 1:57.303 | 118.1 |
| 5   | 16 | VSR MOTORSPORT          | Raúl Ramperez Morán          | <b>Oscar Auñón Fernandez</b>     | BMW 325i              | EN  | 5  | 10    | 20:34.623 | 1:05.187 | 25.425    | 112.2 | 3    | 2:01.404 | 114.1 |
| 6   | 27 | EFICAR TEAM             | Teo Antonio Pérez Palomo     |                                  | BMW E36 325i          | EN  | 6  | 10    | 20:35.477 | 1:06.041 | 0.854     | 112.1 | 10   | 2:01.344 | 114.2 |
| 7   | 30 | ESCUADERIA MADRID       | Julio Chapatte Cortes        | <b>Jaime Artajo De No</b>        | BMW E30 325i          | EN  | 7  | 10    | 20:44.335 | 1:14.899 | 8.858     | 111.3 | 5    | 2:02.211 | 113.4 |
| 8   | 40 | ANDRES SANCHEZ PEREZ    | Andrés Sanchez Perez         |                                  | HONDA CIVIC 1.6       | EN  | 8  | 10    | 20:45.793 | 1:16.357 | 1.458     | 111.2 | 4    | 2:02.820 | 112.8 |
| 9   | 24 | JOSE D. BARTOL SALAZAR  | José David Bartol Salazar    | Rk                               | OPEL KADETT 2.0       | EN  | 9  | 10    | 21:13.958 | 1:44.522 | 28.165    | 108.7 | 3    | 2:05.435 | 110.4 |
| 10  | 38 | RASANTE SPORT           | Eduardo Martín Martínez      | <b>Miguel Angel Martín Calvo</b> | VOLKSWAGEN GOLF       | EN  | 10 | 9     | 19:47.003 | 1 Vta    | 1 Vta     | 105.0 | 7    | 2:09.120 | 107.3 |
| <b>KR</b>   |    |                         |                              |                                  |                       |     |    |       |           |          |           |       |      |          |       |
| 1   | 46 | EFICAR TEAM             | José M. Rodríguez Cañibano   | Rk                               | TOYOTA AYGO           | KR  | 1  | 9     | 20:52.074 |          |           | 99.6  | 2    | 2:16.950 | 101.2 |
| 2   | 48 | AS PONTES MOTORSPORT    | Antonio Otero Montero        |                                  | TOYOTA AYGO           | KR  | 2  | 9     | 20:53.773 | 1 Vta    | 1.699     | 99.4  | 4    | 2:17.832 | 100.5 |
| 3   | 50 | A.E.C.D.                | Alvaro Serrano Aguilar       |                                  | TOYOTA AYGO           | KR  | 3  | 9     | 21:01.012 | 1 Vta    | 7.239     | 98.9  | 6    | 2:18.731 | 99.9  |
| 4   | 49 | EFICAR TEAM             | Jorge J. Rodríguez Cañibano  |                                  | TOYOTA AYGO           | KR  | 4  | 9     | 21:01.339 | 1 Vta    | 0.327     | 98.8  | 8    | 2:18.496 | 100.0 |
| <b>1</b>  |    |                         |                              |                                  |                       |     |    |       |           |          |           |       |      |          |       |
| <b>No clasificados: (Requerimientos: 75% del número de vueltas del lider = 8 Vueltas)</b> |    |                         |                              |                                  |                       |     |    |       |           |          |           |       |      |          |       |
|   | 45 | CLUB AUTOMOVIL SIERO    | Jose Luis Crespillo Calderón | <b>Miguel Angel Ureña García</b> | FORD PUMA 1.6         | 1   | 1  | 7     | 14:48.013 |          |           | 109.2 | 3    | 2:03.106 | 112.5 |

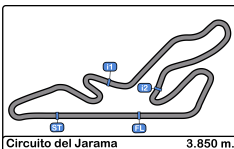
Vuelta Rápida Jesus Lopez-Pozuelo Rivas en 1:51.215 a 124.6 Km/h en la vuelta 2

Publicado a las:.....

|                               |                             |                       |
|-------------------------------|-----------------------------|-----------------------|
| <b>Comisarios Deportivos:</b> | <b>Director de Carrera:</b> | <b>Cronometrador:</b> |
|-------------------------------|-----------------------------|-----------------------|







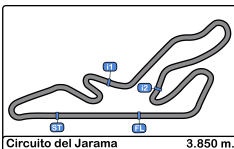
## Circuito del Jarama

### División 1

### 2ª Carrera

### Clasificación Provisional por Vuelta Rápida de Piloto

| Clas | Nº | Concursante                | Vehiculo              | Piloto                      | Cat | Clas | Vtas. | V.R | Tiempo          | Dif 1º | Intervalo | Km/h  |
|------|----|----------------------------|-----------------------|-----------------------------|-----|------|-------|-----|-----------------|--------|-----------|-------|
| 1    | 15 | EFICAR TEAM                | PEUGEOT 205 1.6       | Jesus Lopez-Pozuelo Rivas   | 2B  | 1    | 10    | 2   | <b>1:51.215</b> |        |           | 124.6 |
| 2    | 1  | IGNACIO LEIRANA CASTILLO   | CITROEN AX 1.6        | Ignacio J. Leirana Castillo | 2B  | 2    | 2     | 1   | <b>1:53.744</b> | 2.529  | 2.529     | 121.8 |
| 3    | 8  | ESCUADERIA GREDOS          | PEUGEOT 205 1.6       | Javier Moreno García        | 2B  | 3    | 10    | 8   | <b>1:54.364</b> | 3.149  | 0.620     | 121.1 |
| 4    | 12 | RASANTE SPORT              | CITROEN SAXO 1.6      | Jaime Cela Talavera         | 2B  | 4    | 7     | 3   | <b>1:55.803</b> | 4.588  | 1.439     | 119.6 |
| 5    | 9  | EFICAR TEAM                | HYUNDAI GETZ 1.5 CRDi | Santiago Castilla Salinero  | 2B  | 5    | 10    | 10  | <b>1:56.040</b> | 4.825  | 0.237     | 119.4 |
| 6    | 28 | VSR MOTORSPORT             | BMW E36 325i          | Enrique Sánchez González    | EN  | 1    | 10    | 3   | <b>1:57.303</b> | 6.088  | 1.263     | 118.1 |
| 7    | 14 | RACE                       | HYUNDAI ACCENT 1.6    | Christian García García     | 2A  | 1    | 10    | 9   | <b>1:57.667</b> | 6.452  | 0.364     | 117.7 |
| 8    | 18 | C.D.E. ULTIMA VUELTA       | HYUNDAI GETZ 1.5 CRDi | Francisco Torres Alcala     | 2A  | 2    | 10    | 2   | <b>1:57.872</b> | 6.657  | 0.205     | 117.5 |
| 9    | 29 | C.D.E. DEYSCOM SPORT       | CITROEN SAXO 1.6      | Carlos Plazio Gómez         | 2A  | 3    | 10    | 4   | <b>1:57.984</b> | 6.769  | 0.112     | 117.4 |
| 10   | 11 | PARADINAS MOTORSPORT       | HYUNDAI GETZ 1.6      | Agustín Gómez Serrano       | 2A  | 4    | 10    | 5   | <b>1:58.070</b> | 6.855  | 0.086     | 117.3 |
| 11   | 20 | EFICAR TEAM                | MERCEDES BENZ 190 2.3 | Juan Carlos Lopez Olmo      | EN  | 2    | 10    | 4   | <b>1:58.159</b> | 6.944  | 0.089     | 117.2 |
| 12   | 5  | C.D.E. ULTIMA VUELTA       | CITROEN AX 1.6        | Juan C. Fernandez Pedrero   | EN  | 3    | 10    | 3   | <b>1:58.195</b> | 6.980  | 0.036     | 117.2 |
| 13   | 47 | C.D.E. ULTIMA VUELTA       | PEUGEOT 205 2.0       | Miguel A. Abuin Taeño       | EN  | 4    | 10    | 7   | <b>1:59.133</b> | 7.918  | 0.938     | 116.3 |
| 14   | 27 | EFICAR TEAM                | BMW E36 325i          | Teo Antonio Pérez Palomo    | EN  | 5    | 10    | 10  | <b>2:01.344</b> | 10.129 | 2.211     | 114.2 |
| 15   | 16 | VSR MOTORSPORT             | BMW 325i              | Oscar Auñon Fernandez       | EN  | 6    | 10    | 3   | <b>2:01.404</b> | 10.189 | 0.060     | 114.1 |
| 16   | 30 | ESCUADERIA MADRID HISTORIC | BMW E30 325i          | Jaime Artajo De No          | EN  | 7    | 10    | 5   | <b>2:02.211</b> | 10.996 | 0.807     | 113.4 |
| 17   | 40 | ANDRES SANCHEZ PEREZ       | HONDA CIVIC 1.6       | Andrés Sanchez Perez        | EN  | 8    | 10    | 4   | <b>2:02.820</b> | 11.605 | 0.609     | 112.8 |
| 18   | 45 | CLUB AUTOMOVIL SIERO       | FORD PUMA 1.6         | Miguel Angel Ureña García   | 1   | 1    | 7     | 3   | <b>2:03.106</b> | 11.891 | 0.286     | 112.5 |
| 19   | 23 | A.D. CLEMENTE ARROYO       | HYUNDAI ACCENT 1.5    | Antonio Vígara Tena         | 2A  | 5    | 10    | 5   | <b>2:03.253</b> | 12.038 | 0.147     | 112.4 |
| 20   | 19 | C.D.E. ULTIMA VUELTA       | HYUNDAI GETZ 1.5 CRDi | Adrián Martín Abralde       | 2A  | 6    | 10    | 2   | <b>2:04.874</b> | 13.659 | 1.621     | 110.9 |
| 21   | 24 | JOSE D. BARTOL SALAZAR     | OPEL KADETT 2.0       | José David Bartol Salazar   | EN  | 9    | 10    | 3   | <b>2:05.435</b> | 14.220 | 0.561     | 110.4 |
| 22   | 38 | RASANTE SPORT              | VOLKSWAGEN GOLF       | Miguel Angel Martin Calvo   | EN  | 10   | 9     | 7   | <b>2:09.120</b> | 17.905 | 3.685     | 107.3 |
| 23   | 46 | EFICAR TEAM                | TOYOTA AYGO           | José M. Rodríguez Cañibano  | KR  | 1    | 9     | 2   | <b>2:16.950</b> | 25.735 | 7.830     | 101.2 |
| 24   | 48 | AS PONTES MOTORSPORT       | TOYOTA AYGO           | Antonio Otero Montero       | KR  | 2    | 9     | 4   | <b>2:17.832</b> | 26.617 | 0.882     | 100.5 |
| 25   | 49 | EFICAR TEAM                | TOYOTA AYGO           | Jorge J. Rodríguez Cañibano | KR  | 3    | 9     | 8   | <b>2:18.496</b> | 27.281 | 0.664     | 100.0 |
| 26   | 50 | A.E.C.D.                   | TOYOTA AYGO           | Alvaro Serrano Aguilar      | KR  | 4    | 9     | 6   | <b>2:18.731</b> | 27.516 | 0.235     | 99.9  |



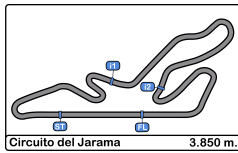
## Circuito del Jarama

### División 1

### 2ª Carrera

### Distancia y Velocidad Media

| Cls   | Nº | Concursante             | Piloto 1                     | Piloto 2                         | Vehiculo              | Cat | Cls | Vtas. | Distancia | Tiempo    | Km/h  |
|---|----|-------------------------|------------------------------|----------------------------------|-----------------------|-----|-----|-------|-----------|-----------|-------|
| 1   | 15 | EFICAR TEAM             | Jesus Lopez-Pozuelo Rivas    |                                  | PEUGEOT 205 1.6       | 2B  | 1   | 10    | 38.50     | 19:29.436 | 118.5 |
| 2   | 8  | ESCUADERIA GREDOS       | Javier Moreno García         |                                  | PEUGEOT 205 1.6       | 2B  | 2   | 10    | 38.50     | 19:29.780 | 118.4 |
| 3   | 9  | EFICAR TEAM             | Santiago Castilla Salinero   |                                  | HYUNDAI GETZ 1.5 CRDi | 2B  | 3   | 10    | 38.50     | 19:31.452 | 118.3 |
| 4   | 18 | C.D.E. ULTIMA VUELTA    | Francisco Torres Alcalá      | Jr                               | HYUNDAI GETZ 1.5 CRDi | 2A  | 1   | 10    | 38.50     | 19:48.983 | 116.5 |
| 5   | 14 | RACE                    | Christian García García      | Jr                               | HYUNDAI ACCENT 1.6    | 2A  | 2   | 10    | 38.50     | 19:53.847 | 116.0 |
| 6   | 5  | C.D.E. ULTIMA VUELTA    | Juan C. Fernandez Pedrero    |                                  | CITROEN AX 1.6        | EN  | 1   | 10    | 38.50     | 19:55.941 | 115.8 |
| 7   | 20 | EFICAR TEAM             | Juan Carlos Lopez Olmo       |                                  | MERCEDES BENZ 190 2.3 | EN  | 2   | 10    | 38.50     | 19:59.836 | 115.5 |
| 8   | 47 | C.D.E. ULTIMA VUELTA    | Miguel A. Abuin Taeño        |                                  | PEUGEOT 205 2.0       | EN  | 3   | 10    | 38.50     | 20:08.766 | 114.6 |
| 9   | 28 | VSR MOTORSPORT          | Enrique Sánchez González     | Rk                               | BMW E36 325i          | EN  | 4   | 10    | 38.50     | 20:09.198 | 114.6 |
| 10  | 11 | PARADINAS MOTORSPORT    | Agustín Gómez Serrano        |                                  | HYUNDAI GETZ 1.6      | 2A  | 3   | 10    | 38.50     | 20:09.406 | 114.6 |
| 11  | 29 | C.D.E. DEYSCOM SPORT    | Carlos Plazio Gómez          |                                  | CITROEN SAXO 1.6      | 2A  | 4   | 10    | 38.50     | 20:09.913 | 114.5 |
| 12  | 16 | VSR MOTORSPORT          | Raúl Ramperez Morán          | <u>Oscar Auñón Fernandez</u>     | BMW 325i              | EN  | 5   | 10    | 38.50     | 20:34.623 | 112.2 |
| 13  | 27 | EFICAR TEAM             | Teo Antonio Pérez Palomo     |                                  | BMW E36 325i          | EN  | 6   | 10    | 38.50     | 20:35.477 | 112.1 |
| 14  | 30 | ESCUADERIA MADRID HISTO | Julio Chapatte Cortes        | <u>Jaime Artajo De No</u>        | BMW E30 325i          | EN  | 7   | 10    | 38.50     | 20:44.335 | 111.3 |
| 15  | 40 | ANDRES SANCHEZ PEREZ    | Andrés Sanchez Perez         |                                  | HONDA CIVIC 1.6       | EN  | 8   | 10    | 38.50     | 20:45.793 | 111.2 |
| 16  | 23 | A.D. CLEMENTE ARROYO    | Jesus Escolar Álvarez        | <u>Antonio Vigará Tena</u>       | HYUNDAI ACCENT 1.5    | 2A  | 5   | 10    | 38.50     | 20:50.751 | 110.8 |
| 17  | 24 | JOSE D. BARTOL SALAZAR  | José David Bartol Salazar    | Rk                               | OPEL KADETT 2.0       | EN  | 9   | 10    | 38.50     | 21:13.958 | 108.7 |
| 18  | 19 | C.D.E. ULTIMA VUELTA    | Adrián Martín Abaldes        | Rk                               | HYUNDAI GETZ 1.5 CRDi | 2A  | 6   | 10    | 38.50     | 21:38.437 | 106.7 |
| 19  | 38 | RASANTE SPORT           | Eduardo Martín Martínez      | <u>Miguel Angel Martín Calvo</u> | VOLKSWAGEN GOLF       | EN  | 10  | 9     | 34.65     | 19:47.003 | 105.0 |
| 20  | 46 | EFICAR TEAM             | José M. Rodríguez Cañibano   | Rk                               | TOYOTA AYGO           | KR  | 1   | 9     | 34.65     | 20:52.074 | 99.6  |
| 21  | 48 | AS PONTES MOTORSPORT    | Antonio Otero Montero        |                                  | TOYOTA AYGO           | KR  | 2   | 9     | 34.65     | 20:53.773 | 99.4  |
| 22  | 50 | A.E.C.D.                | Alvaro Serrano Aguilar       |                                  | TOYOTA AYGO           | KR  | 3   | 9     | 34.65     | 21:01.012 | 98.9  |
| 23  | 49 | EFICAR TEAM             | Jorge J. Rodríguez Cañibano  |                                  | TOYOTA AYGO           | KR  | 4   | 9     | 34.65     | 21:01.339 | 98.8  |
| <b>No clasificados: (Requerimientos: 75% del número de vueltas del líder = 8 Vueltas)</b> |    |                         |                              |                                  |                       |     |     |       |           |           |       |
| 12  |    | RASANTE SPORT           | Jaime Cela Talavera          |                                  | CITROEN SAXO 1.6      | 2B  | 4   | 7     | 26.95     | 13:48.411 | 117.1 |
| 45  |    | CLUB AUTOMOVIL SIERO    | Jose Luis Crespillo Calderón | <u>Miguel Angel Ureña García</u> | FORD PUMA 1.6         | 1   | 1   | 7     | 26.95     | 14:48.013 | 109.2 |
| 1   |    | IGNACIO LEIRANA CASTILL | Ignacio J. Leirana Castillo  |                                  | CITROEN AX 1.6        | 2B  | 5   | 2     | 07.70     | 3:57.686  | 116.6 |



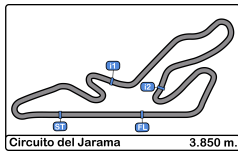
# Circuito del Jarama

División 1

2ª Carrera

Tiempos Por Vuelta

| 1   |   |                               |          |          |          |       | 11                    |     |    |          |                             |          |          |       |           |                    |  |
|-----|---|-------------------------------|----------|----------|----------|-------|-----------------------|-----|----|----------|-----------------------------|----------|----------|-------|-----------|--------------------|--|
| 2B  |   | 1 Ignacio J. Leirana Castillo |          |          |          |       | CITROEN AX 1.6        |     | 2A |          | 1 Agustín Gómez Serrano     |          |          |       |           | HYUNDAI GETZ 1.6   |  |
| 2B  |   | 2 IGNACIO LEIRANA CASTILLO    |          |          |          |       |                       |     | 2A |          | 2 PARADINAS MOTORSPORT      |          |          |       |           |                    |  |
| Vta | D | Tiempo                        | Sector 1 | Sector 2 | Sector 3 | V.Max | Elapsed               | Vta | D  | Tiempo   | Sector 1                    | Sector 2 | Sector 3 | V.Max | Elapsed   |                    |  |
| 1   |   | 1:53.744                      | 45.985   | 37.149   | 30.610   |       | 1:53.744              | 1   |    | 2:08.862 | 52.247                      | 42.874   | 33.741   |       | 2:08.862  |                    |  |
| 2   |   | 2:03.942 P                    | 42.699   | 37.238   | 44.005   |       | 3:57.686              | 2   |    | 2:01.608 | 47.622                      | 41.035   | 32.951   |       | 4:10.470  |                    |  |
| 5   |   |                               |          |          |          |       | 12                    |     |    |          |                             |          |          |       |           |                    |  |
| EN  |   | 1 Juan C. Fernandez Pedrero   |          |          |          |       | CITROEN AX 1.6        |     | 2B |          | 2 Jaime Cela Talavera       |          |          |       |           | CITROEN SAXO 1.6   |  |
| EN  |   | 2 C.D.E. ULTIMA VUELTA        |          |          |          |       |                       |     | 2B |          | 2 RASANTE SPORT             |          |          |       |           |                    |  |
| Vta | D | Tiempo                        | Sector 1 | Sector 2 | Sector 3 | V.Max | Elapsed               | Vta | D  | Tiempo   | Sector 1                    | Sector 2 | Sector 3 | V.Max | Elapsed   |                    |  |
| 1   |   | 2:07.759                      | 53.903   | 40.502   | 33.354   |       | 2:07.759              | 3   |    | 1:58.899 | 45.400                      | 40.332   | 33.167   |       | 6:09.369  |                    |  |
| 2   |   | 1:59.298                      | 45.609   | 40.325   | 33.364   |       | 4:07.057              | 4   |    | 2:00.383 | 46.567                      | 40.712   | 33.104   |       | 8:09.752  |                    |  |
| 3   |   | 1:58.195                      | 45.621   | 39.423   | 33.151   |       | 6:05.252              | 5   |    | 1:58.070 | 45.316                      | 39.600   | 33.154   |       | 10:07.822 |                    |  |
| 4   |   | 1:58.339                      | 45.715   | 39.442   | 33.182   |       | 8:03.591              | 6   |    | 1:59.185 | 45.638                      | 39.809   | 33.738   |       | 12:07.007 |                    |  |
| 5   |   | 1:58.502                      | 45.811   | 39.369   | 33.322   |       | 10:02.093             | 7   |    | 1:59.041 | 45.427                      | 40.353   | 33.261   |       | 14:06.048 |                    |  |
| 6   |   | 1:59.278                      | 46.056   | 39.983   | 33.239   |       | 12:01.371             | 8   |    | 2:00.116 | 45.730                      | 40.583   | 33.803   |       | 16:06.164 |                    |  |
| 7   |   | 1:58.792                      | 45.817   | 39.474   | 33.501   |       | 14:00.163             | 9   |    | 2:00.825 | 46.136                      | 40.391   | 34.298   |       | 18:06.989 |                    |  |
| 8   |   | 1:58.619                      | 45.783   | 39.585   | 33.251   |       | 15:58.782             | 10  |    | 2:02.417 | 48.024                      | 40.486   | 33.907   |       | 20:09.406 |                    |  |
| 9   |   | 1:58.412                      | 45.498   | 39.338   | 33.576   |       | 17:57.194             |     |    |          |                             |          |          |       |           |                    |  |
| 10  |   | 1:58.747                      | 45.838   | 39.505   | 33.404   |       | 19:55.941             |     |    |          |                             |          |          |       |           |                    |  |
| 8   |   |                               |          |          |          |       | 14                    |     |    |          |                             |          |          |       |           |                    |  |
| 2B  |   | 1 Javier Moreno García        |          |          |          |       | PEUGEOT 205 1.6       |     | 2A |          | 1 Christian García García   |          |          |       |           | HYUNDAI ACCENT 1.6 |  |
| 2B  |   | 2 ESCUDERIA GREDOS            |          |          |          |       |                       |     | 2A |          | 2 RACE                      |          |          |       |           |                    |  |
| Vta | D | Tiempo                        | Sector 1 | Sector 2 | Sector 3 | V.Max | Elapsed               | Vta | D  | Tiempo   | Sector 1                    | Sector 2 | Sector 3 | V.Max | Elapsed   |                    |  |
| 1   |   | 2:00.869                      | 47.773   | 40.357   | 32.739   |       | 2:00.869              | 1   |    | 2:03.590 | 49.778                      | 40.339   | 33.473   |       | 2:03.590  |                    |  |
| 2   |   | 1:56.311                      | 44.827   | 39.055   | 32.429   |       | 3:57.180              | 2   |    | 1:59.677 | 45.863                      | 40.762   | 33.052   |       | 4:03.267  |                    |  |
| 3   |   | 1:54.920                      | 44.380   | 38.526   | 32.014   |       | 5:52.100              | 3   |    | 1:59.001 | 45.363                      | 40.358   | 33.280   |       | 6:02.268  |                    |  |
| 4   |   | 1:57.215                      | 45.220   | 39.904   | 32.091   |       | 7:49.315              | 4   |    | 1:59.242 | 46.229                      | 40.002   | 33.011   |       | 8:01.510  |                    |  |
| 5   |   | 1:56.698                      | 43.776   | 40.781   | 32.141   |       | 9:46.013              | 5   |    | 1:59.881 | 45.660                      | 40.445   | 33.776   |       | 10:01.391 |                    |  |
| 6   |   | 1:57.232                      | 44.009   | 38.527   | 34.696   |       | 11:43.245             | 6   |    | 1:58.708 | 46.087                      | 39.578   | 33.043   |       | 12:00.099 |                    |  |
| 7   |   | 1:58.685                      | 46.752   | 39.749   | 32.184   |       | 13:41.930             | 7   |    | 1:59.044 | 45.671                      | 40.115   | 33.258   |       | 13:59.143 |                    |  |
| 8   |   | 1:54.364                      | 43.936   | 38.432   | 31.996   |       | 15:36.294             | 8   |    | 1:58.710 | 45.761                      | 39.966   | 32.983   |       | 15:57.853 |                    |  |
| 9   |   | 1:57.289                      | 43.932   | 38.632   | 34.725   |       | 17:33.583             | 9   |    | 1:57.667 | 44.788                      | 39.709   | 33.170   |       | 17:55.520 |                    |  |
| 10  |   | 1:56.197                      | 45.282   | 38.770   | 32.145   |       | 19:29.780             | 10  |    | 1:58.327 | 45.210                      | 40.011   | 33.106   |       | 19:53.847 |                    |  |
| 9   |   |                               |          |          |          |       | 15                    |     |    |          |                             |          |          |       |           |                    |  |
| 2B  |   | 1 Santiago Castilla Salinero  |          |          |          |       | HYUNDAI GETZ 1.5 CRDi |     | 2B |          | 1 Jesus Lopez-Pozuelo Rivas |          |          |       |           | PEUGEOT 205 1.6    |  |
| 2B  |   | 2 EFICAR TEAM                 |          |          |          |       |                       |     | 2B |          | 2 EFICAR TEAM               |          |          |       |           |                    |  |
| Vta | D | Tiempo                        | Sector 1 | Sector 2 | Sector 3 | V.Max | Elapsed               | Vta | D  | Tiempo   | Sector 1                    | Sector 2 | Sector 3 | V.Max | Elapsed   |                    |  |
| 1   |   | 1:58.850                      | 46.385   | 39.521   | 32.944   |       | 1:58.850              | 1   |    | 1:53.050 | 44.687                      | 37.341   | 31.022   |       | 1:53.050  |                    |  |
| 2   |   | 1:56.052                      | 44.319   | 39.371   | 32.362   |       | 3:54.902              | 2   |    | 1:51.215 | 43.010                      | 37.045   | 31.160   |       | 3:44.265  |                    |  |
| 3   |   | 1:56.713                      | 45.123   | 39.095   | 32.495   |       | 5:51.615              | 3   |    | 1:52.734 | 43.055                      | 37.769   | 31.910   |       | 5:36.999  |                    |  |
| 4   |   | 1:57.357                      | 45.440   | 39.542   | 32.375   |       | 7:48.972              | 4   |    | 1:54.723 | 44.455                      | 38.243   | 32.025   |       | 7:31.722  |                    |  |
| 5   |   | 1:56.689                      | 44.835   | 39.203   | 32.651   |       | 9:45.661              | 5   |    | 1:57.744 | 45.704                      | 39.529   | 32.511   |       | 9:29.466  |                    |  |
| 6   |   | 1:57.522                      | 44.758   | 39.134   | 33.630   |       | 11:43.183             | 6   |    | 1:58.849 | 46.294                      | 39.586   | 32.969   |       | 11:28.315 |                    |  |
| 7   |   | 1:58.342                      | 46.340   | 39.570   | 32.432   |       | 13:41.525             | 7   |    | 2:00.515 | 46.756                      | 40.357   | 33.402   |       | 13:28.830 |                    |  |
| 8   |   | 1:56.289                      | 44.855   | 39.165   | 32.269   |       | 15:37.814             | 8   |    | 2:01.052 | 46.766                      | 40.193   | 34.093   |       | 15:29.882 |                    |  |
| 9   |   | 1:57.598                      | 44.296   | 39.617   | 33.685   |       | 17:35.412             | 9   |    | 2:02.961 | 44.932                      | 41.630   | 36.399   |       | 17:32.843 |                    |  |
| 10  |   | 1:56.040                      | 44.565   | 39.174   | 32.301   |       | 19:31.452             | 10  |    | 1:56.593 | 45.381                      | 38.536   | 32.676   |       | 19:29.436 |                    |  |



# Circuito del Jarama

División 1

2ª Carrera

Tiempos Por Vuelta

16

1 Raúl Ramperez Morán

BMW 325i

EN

2 Oscar Auñon Fernandez

VSR MOTORSPORT

23

1 Jesus Escolar Álvarez

HYUNDAI ACCENT 1.5

2A

2 Antonio Vigara Tena

A.D. CLEMENTE ARROYO

| Vta | D | Tiempo   | Sector 1 | Sector 2 | Sector 3 | V.Max | Elapsed   | Vta | D | Tiempo   | Sector 1 | Sector 2 | Sector 3 | V.Max | Elapsed   |
|-----|---|----------|----------|----------|----------|-------|-----------|-----|---|----------|----------|----------|----------|-------|-----------|
| 1   | 2 | 2:10.259 | 54.191   | 42.018   | 34.050   |       | 2:10.259  | 1   | 2 | 2:08.667 | 51.803   | 42.106   | 34.758   |       | 2:08.667  |
| 2   | 2 | 2:03.094 | 47.001   | 42.376   | 33.717   |       | 4:13.353  | 2   | 2 | 2:04.071 | 47.529   | 42.240   | 34.302   |       | 4:12.738  |
| 3   | 2 | 2:01.404 | 46.069   | 41.210   | 34.125   |       | 6:14.757  | 3   | 2 | 2:03.740 | 47.453   | 41.714   | 34.573   |       | 6:16.478  |
| 4   | 2 | 2:01.549 | 46.103   | 41.543   | 33.903   |       | 8:16.306  | 4   | 2 | 2:05.140 | 47.412   | 42.562   | 35.166   |       | 8:21.618  |
| 5   | 2 | 2:02.637 | 46.880   | 41.463   | 34.294   |       | 10:18.943 | 5   | 2 | 2:03.253 | 47.086   | 41.598   | 34.569   |       | 10:24.871 |
| 6   | 2 | 2:02.762 | 47.090   | 41.427   | 34.245   |       | 12:21.705 | 6   | 2 | 2:04.163 | 47.448   | 41.747   | 34.968   |       | 12:29.034 |
| 7   | 2 | 2:02.843 | 46.788   | 41.746   | 34.309   |       | 14:24.548 | 7   | 2 | 2:03.566 | 47.243   | 41.736   | 34.587   |       | 14:32.600 |
| 8   | 2 | 2:02.550 | 47.197   | 41.414   | 33.939   |       | 16:27.098 | 8   | 2 | 2:09.146 | 47.634   | 46.923   | 34.589   |       | 16:41.746 |
| 9   | 2 | 2:05.501 | 47.233   | 42.810   | 35.458   |       | 18:32.599 | 9   | 2 | 2:03.918 | 47.278   | 41.973   | 34.667   |       | 18:45.664 |
| 10  | 2 | 2:02.024 | 46.626   | 41.332   | 34.066   |       | 20:34.623 | 10  | 2 | 2:05.087 | 47.416   | 42.715   | 34.956   |       | 20:50.751 |

18

1 Francisco Torres Alcalá

HYUNDAI GETZ 1.5 CRDi

2A

2

C.D.E. ULTIMA VUELTA

24

1 José David Bartol Salazar

OPEL KADETT 2.0

EN

2

JOSE D. BARTOL SALAZAR

| Vta | D | Tiempo   | Sector 1 | Sector 2 | Sector 3 | V.Max | Elapsed   | Vta | D | Tiempo   | Sector 1 | Sector 2 | Sector 3 | V.Max | Elapsed   |
|-----|---|----------|----------|----------|----------|-------|-----------|-----|---|----------|----------|----------|----------|-------|-----------|
| 1   |   | 1:58.526 | 45.592   | 39.852   | 33.082   |       | 1:58.526  | 1   |   | 2:16.335 | 57.531   | 43.292   | 35.512   |       | 2:16.335  |
| 2   |   | 1:57.872 | 45.277   | 39.799   | 32.796   |       | 3:56.398  | 2   |   | 2:06.033 | 48.739   | 41.990   | 35.304   |       | 4:22.368  |
| 3   |   | 1:58.336 | 45.970   | 39.538   | 32.828   |       | 5:54.734  | 3   |   | 2:05.435 | 48.457   | 41.989   | 34.989   |       | 6:27.803  |
| 4   |   | 1:58.188 | 45.382   | 39.838   | 32.968   |       | 7:52.922  | 4   |   | 2:06.061 | 48.201   | 42.356   | 35.504   |       | 8:33.864  |
| 5   |   | 1:59.317 | 45.613   | 40.778   | 32.926   |       | 9:52.239  | 5   |   | 2:06.244 | 48.219   | 42.454   | 35.571   |       | 10:40.108 |
| 6   |   | 1:58.568 | 45.395   | 39.921   | 33.252   |       | 11:50.807 | 6   |   | 2:06.223 | 48.762   | 42.258   | 35.203   |       | 12:46.331 |
| 7   |   | 1:58.749 | 45.566   | 40.179   | 33.004   |       | 13:49.556 | 7   |   | 2:05.528 | 48.109   | 41.765   | 35.654   |       | 14:51.859 |
| 8   |   | 1:59.238 | 45.391   | 40.552   | 33.295   |       | 15:48.794 | 8   |   | 2:09.580 | 48.480   | 45.003   | 36.097   |       | 17:01.439 |
| 9   |   | 1:59.528 | 45.682   | 40.217   | 33.629   |       | 17:48.322 | 9   |   | 2:05.608 | 48.192   | 42.501   | 34.915   |       | 19:07.047 |
| 10  |   | 2:00.661 | 46.038   | 40.557   | 34.066   |       | 19:48.983 | 10  |   | 2:06.911 | 48.560   | 42.757   | 35.594   |       | 21:13.958 |

19

1 Adrián Martín Abrales

HYUNDAI GETZ 1.5 CRDi

2A

2

C.D.E. ULTIMA VUELTA

27

1 Teo Antonio Pérez Palomo

BMW E36 325i

EN

2

EFICAR TEAM

| Vta | D | Tiempo   | Sector 1 | Sector 2 | Sector 3 | V.Max | Elapsed   | Vta | D | Tiempo   | Sector 1 | Sector 2 | Sector 3 | V.Max | Elapsed   |
|-----|---|----------|----------|----------|----------|-------|-----------|-----|---|----------|----------|----------|----------|-------|-----------|
| 1   |   | 2:14.245 | 53.620   | 43.685   | 36.940   |       | 2:14.245  | 1   |   | 2:12.086 | 54.835   | 42.537   | 34.714   |       | 2:12.086  |
| 2   |   | 2:04.874 | 48.425   | 41.922   | 34.527   |       | 4:19.119  | 2   |   | 2:02.211 | 45.929   | 42.005   | 34.277   |       | 4:14.297  |
| 3   |   | 2:05.379 | 48.866   | 41.830   | 34.683   |       | 6:24.498  | 3   |   | 2:02.554 | 46.495   | 41.554   | 34.505   |       | 6:16.851  |
| 4   |   | 2:07.069 | 47.185   | 43.896   | 35.988   |       | 8:31.567  | 4   |   | 2:04.205 | 47.541   | 41.759   | 34.905   |       | 8:21.056  |
| 5   |   | 2:08.341 | 48.656   | 43.847   | 35.838   |       | 10:39.908 | 5   |   | 2:01.723 | 46.392   | 41.286   | 34.045   |       | 10:22.779 |
| 6   |   | 2:12.639 | 50.819   | 45.071   | 36.749   |       | 12:52.547 | 6   |   | 2:01.895 | 46.366   | 41.517   | 34.012   |       | 12:24.674 |
| 7   |   | 2:13.448 | 50.589   | 45.550   | 37.309   |       | 15:05.995 | 7   |   | 2:01.837 | 46.687   | 41.283   | 33.867   |       | 14:26.511 |
| 8   |   | 2:12.470 | 50.854   | 44.966   | 36.650   |       | 17:18.465 | 8   |   | 2:02.764 | 46.613   | 41.754   | 34.397   |       | 16:29.275 |
| 9   |   | 2:10.768 | 50.046   | 45.224   | 35.498   |       | 19:29.233 | 9   |   | 2:04.858 | 46.837   | 42.201   | 35.820   |       | 18:34.133 |
| 10  |   | 2:09.204 | 48.896   | 43.732   | 36.576   |       | 21:38.437 | 10  |   | 2:01.344 | 46.543   | 40.998   | 33.803   |       | 20:35.477 |

20

1 Juan Carlos Lopez Olmo

MERCEDES BENZ 190 2.3

EN

2

EFICAR TEAM

28

1 Enrique Sánchez González

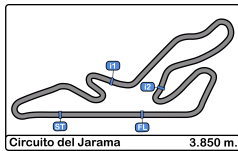
BMW E36 325i

EN

2

VSR MOTORSPORT

| Vta | D | Tiempo   | Sector 1 | Sector 2 | Sector 3 | V.Max | Elapsed   | Vta | D | Tiempo   | Sector 1 | Sector 2 | Sector 3 | V.Max | Elapsed   |
|-----|---|----------|----------|----------|----------|-------|-----------|-----|---|----------|----------|----------|----------|-------|-----------|
| 1   |   | 2:05.548 | 52.738   | 39.515   | 33.295   |       | 2:05.548  | 1   |   | 2:13.061 | 55.750   | 42.803   | 34.508   |       | 2:13.061  |
| 2   |   | 1:58.505 | 45.376   | 39.946   | 33.183   |       | 4:04.053  | 2   |   | 1:59.471 | 45.378   | 40.652   | 33.441   |       | 4:12.532  |
| 3   |   | 1:58.880 | 45.678   | 39.865   | 33.337   |       | 6:02.933  | 3   |   | 1:57.303 | 44.904   | 39.639   | 32.760   |       | 6:09.835  |
| 4   |   | 1:58.159 | 45.197   | 39.693   | 33.269   |       | 8:01.092  | 4   |   | 1:58.239 | 45.861   | 39.729   | 32.649   |       | 8:08.074  |
| 5   |   | 2:00.796 | 46.142   | 40.884   | 33.770   |       | 10:01.888 | 5   |   | 1:58.659 | 44.949   | 40.151   | 33.559   |       | 10:06.733 |
| 6   |   | 1:59.320 | 45.808   | 39.896   | 33.616   |       | 12:01.208 | 6   |   | 1:57.576 | 45.303   | 39.596   | 32.677   |       | 12:04.309 |
| 7   |   | 2:00.463 | 46.263   | 40.339   | 33.861   |       | 14:01.671 | 7   |   | 1:58.673 | 44.941   | 39.868   | 33.864   |       | 14:02.982 |
| 8   |   | 1:59.926 | 46.493   | 39.969   | 33.464   |       | 16:01.597 | 8   |   | 1:59.155 | 46.478   | 40.018   | 32.659   |       | 16:02.137 |
| 9   |   | 1:58.855 | 45.462   | 40.047   | 33.346   |       | 18:00.452 | 9   |   | 2:04.546 | 45.820   | 43.822   | 34.904   |       | 18:06.683 |
| 10  |   | 1:59.384 | 45.544   | 40.239   | 33.601   |       | 19:59.836 | 10  |   | 2:02.515 | 47.301   | 41.297   | 33.917   |       | 20:09.198 |



# Circuito del Jarama

División 1

2ª Carrera

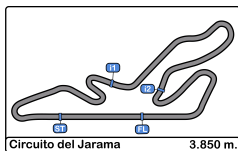
Tiempos Por Vuelta

| 29  |   |                       |          |                      |          |       | 45        |     |                              |          |                      |          |          |       |           |
|-----|---|-----------------------|----------|----------------------|----------|-------|-----------|-----|------------------------------|----------|----------------------|----------|----------|-------|-----------|
| 2A  |   | 1 Carlos Plazio Gómez |          | CITROEN SAXO 1.6     |          |       | 1         |     | Jose Luis Crespillo Calderón |          | FORD PUMA 1.6        |          |          |       |           |
|     |   | 2                     |          | C.D.E. DEYSCOM SPORT |          |       | 1         |     | 2 Miguel Angel Ureña García  |          | CLUB AUTOMOVIL SIERO |          |          |       |           |
| Vta | D | Tiempo                | Sector 1 | Sector 2             | Sector 3 | V.Max | Elapsed   | Vta | D                            | Tiempo   | Sector 1             | Sector 2 | Sector 3 | V.Max | Elapsed   |
| 1   |   | 2:00.364              | 47.346   | 39.763               | 33.255   |       | 2:00.364  | 1   | 2                            | 2:14.807 | 56.833               | 42.671   | 35.303   |       | 2:14.807  |
| 2   |   | 1:59.363              | 46.017   | 39.905               | 33.441   |       | 3:59.727  | 2   | 2                            | 2:05.382 | 48.439               | 42.127   | 34.816   |       | 4:20.189  |
| 3   |   | 1:58.894              | 45.501   | 39.596               | 33.797   |       | 5:58.621  | 3   | 2                            | 2:03.106 | 46.995               | 41.443   | 34.668   |       | 6:23.295  |
| 4   |   | 1:57.984              | 45.196   | 39.500               | 33.288   |       | 7:56.605  | 4   | 2                            | 2:04.591 | 47.307               | 41.852   | 35.432   |       | 8:27.886  |
| 5   |   | 1:59.118              | 45.260   | 39.417               | 34.441   |       | 9:55.723  | 5   | 2                            | 2:06.554 | 48.486               | 42.510   | 35.558   |       | 10:34.440 |
| 6   |   | 2:03.214              | 47.955   | 40.796               | 34.463   |       | 11:58.937 | 6   | 2                            | 2:06.232 | 47.758               | 42.415   | 36.059   |       | 12:40.672 |
| 7   |   | 2:04.172              | 46.688   | 41.776               | 35.708   |       | 14:03.109 | 7   | 2                            | 2:07.341 | 48.952               | 42.861   | 35.528   |       | 14:48.013 |
| 8   |   | 2:02.344              | 46.827   | 41.362               | 34.155   |       | 16:05.453 | 8   | 2                            |          | 48.867               | 47.731   |          |       |           |
| 9   |   | 2:02.945              | 47.419   | 41.231               | 34.295   |       | 18:08.398 |     |                              |          |                      |          |          |       |           |
| 10  |   | 2:01.515              | 46.338   | 41.425               | 33.752   |       | 20:09.913 |     |                              |          |                      |          |          |       |           |

| 30  |   |                         |          |                             |          |       | 46        |     |                              |          |             |          |          |       |           |
|-----|---|-------------------------|----------|-----------------------------|----------|-------|-----------|-----|------------------------------|----------|-------------|----------|----------|-------|-----------|
| EN  |   | 1 Julio Chapatte Cortes |          | BMW E30 325i                |          |       | KR        |     | 1 José M. Rodriguez Cañibano |          | TOYOTA AYGO |          |          |       |           |
|     |   | 2 Jaime Artajo De No    |          | ESCUDERIA MADRID HISTORICOS |          |       | 2         |     |                              |          | EFICAR TEAM |          |          |       |           |
| Vta | D | Tiempo                  | Sector 1 | Sector 2                    | Sector 3 | V.Max | Elapsed   | Vta | D                            | Tiempo   | Sector 1    | Sector 2 | Sector 3 | V.Max | Elapsed   |
| 1   | 2 | 2:14.281                | 55.192   | 43.656                      | 35.433   |       | 2:14.281  | 1   | 1                            | 2:26.482 | 1:00.287    | 47.113   | 39.082   |       | 2:26.482  |
| 2   | 2 | 2:03.309                | 47.418   | 41.746                      | 34.145   |       | 4:17.590  | 2   | 1                            | 2:16.950 | 51.751      | 47.246   | 37.953   |       | 4:43.432  |
| 3   | 2 | 2:03.133                | 47.271   | 41.476                      | 34.386   |       | 6:20.723  | 3   | 1                            | 2:17.857 | 51.979      | 47.885   | 37.993   |       | 7:01.289  |
| 4   | 2 | 2:02.216                | 46.722   | 41.326                      | 34.168   |       | 8:22.939  | 4   | 1                            | 2:17.953 | 51.870      | 48.047   | 38.036   |       | 9:19.242  |
| 5   | 2 | 2:02.211                | 46.561   | 41.422                      | 34.228   |       | 10:25.150 | 5   | 1                            | 2:18.623 | 52.869      | 47.550   | 38.204   |       | 11:37.865 |
| 6   | 2 | 2:04.479                | 47.991   | 41.833                      | 34.655   |       | 12:29.629 | 6   | 1                            | 2:18.816 | 52.899      | 47.408   | 38.509   |       | 13:56.681 |
| 7   | 2 | 2:03.590                | 47.396   | 41.683                      | 34.511   |       | 14:33.219 | 7   | 1                            | 2:19.308 | 53.034      | 47.401   | 38.873   |       | 16:15.989 |
| 8   | 2 | 2:05.300                | 49.020   | 41.526                      | 34.754   |       | 16:38.519 | 8   | 1                            | 2:18.576 | 52.732      | 47.539   | 38.305   |       | 18:34.565 |
| 9   | 2 | 2:03.058                | 46.837   | 41.621                      | 34.600   |       | 18:41.577 | 9   | 1                            | 2:17.509 | 51.996      | 47.325   | 38.188   |       | 20:52.074 |
| 10  | 2 | 2:02.758                | 46.683   | 41.808                      | 34.267   |       | 20:44.335 |     |                              |          |             |          |          |       |           |

| 38  |   |                             |          |                 |          |       | 47        |     |                         |          |                      |          |          |       |           |
|-----|---|-----------------------------|----------|-----------------|----------|-------|-----------|-----|-------------------------|----------|----------------------|----------|----------|-------|-----------|
| EN  |   | 1 Eduardo Martin Martinez   |          | VOLKSWAGEN GOLF |          |       | EN        |     | 1 Miguel A. Abuin Taeño |          | PEUGEOT 205 2.0      |          |          |       |           |
|     |   | 2 Miguel Angel Martin Calvo |          | RASANTE SPORT   |          |       | 2         |     |                         |          | C.D.E. ULTIMA VUELTA |          |          |       |           |
| Vta | D | Tiempo                      | Sector 1 | Sector 2        | Sector 3 | V.Max | Elapsed   | Vta | D                       | Tiempo   | Sector 1             | Sector 2 | Sector 3 | V.Max | Elapsed   |
| 1   | 2 | 2:20.284                    | 58.368   | 45.261          | 36.655   |       | 2:20.284  | 1   | 1                       | 2:06.918 | 53.347               | 40.034   | 33.537   |       | 2:06.918  |
| 2   | 2 | 2:11.050                    | 49.692   | 44.779          | 36.579   |       | 4:31.334  | 2   | 1                       | 2:01.024 | 46.183               | 41.564   | 33.277   |       | 4:07.942  |
| 3   | 2 | 2:10.922                    | 49.652   | 44.526          | 36.744   |       | 6:42.256  | 3   | 1                       | 1:59.442 | 46.088               | 39.879   | 33.475   |       | 6:07.384  |
| 4   | 2 | 2:10.572                    | 49.394   | 44.737          | 36.441   |       | 8:52.828  | 4   | 1                       | 1:59.373 | 45.956               | 39.593   | 33.824   |       | 8:06.757  |
| 5   | 2 | 2:10.772                    | 49.363   | 44.712          | 36.697   |       | 11:03.600 | 5   | 1                       | 1:59.822 | 45.969               | 39.885   | 33.968   |       | 10:06.579 |
| 6   | 2 | 2:09.746                    | 49.307   | 44.133          | 36.306   |       | 13:13.346 | 6   | 1                       | 1:59.962 | 46.279               | 39.691   | 33.992   |       | 12:06.541 |
| 7   | 2 | 2:09.120                    | 49.069   | 44.040          | 36.011   |       | 15:22.466 | 7   | 1                       | 1:59.133 | 45.822               | 39.733   | 33.578   |       | 14:05.674 |
| 8   | 2 | 2:13.794                    | 49.007   | 44.821          | 39.966   |       | 17:36.260 | 8   | 1                       | 2:00.051 | 46.057               | 40.131   | 33.863   |       | 16:05.725 |
| 9   | 2 | 2:10.743                    | 50.467   | 43.890          | 36.386   |       | 19:47.003 | 9   | 1                       | 2:01.087 | 46.032               | 40.553   | 34.502   |       | 18:06.812 |
|     |   |                             |          |                 |          |       |           | 10  | 1                       | 2:01.954 | 47.530               | 40.263   | 34.161   |       | 20:08.766 |

| 40  |   |                        |          |                      |          |       | 48        |     |                         |          |                      |          |          |       |           |
|-----|---|------------------------|----------|----------------------|----------|-------|-----------|-----|-------------------------|----------|----------------------|----------|----------|-------|-----------|
| EN  |   | 1 Andrés Sanchez Perez |          | HONDA CIVIC 1.6      |          |       | KR        |     | 1 Antonio Otero Montero |          | TOYOTA AYGO          |          |          |       |           |
|     |   | 2                      |          | ANDRES SANCHEZ PEREZ |          |       | 2         |     |                         |          | AS PONTES MOTORSPORT |          |          |       |           |
| Vta | D | Tiempo                 | Sector 1 | Sector 2             | Sector 3 | V.Max | Elapsed   | Vta | D                       | Tiempo   | Sector 1             | Sector 2 | Sector 3 | V.Max | Elapsed   |
| 1   |   | 2:13.042               | 55.232   | 42.912               | 34.898   |       | 2:13.042  | 1   | 1                       | 2:24.945 | 59.305               | 47.467   | 38.173   |       | 2:24.945  |
| 2   |   | 2:03.950               | 47.757   | 41.724               | 34.469   |       | 4:16.992  | 2   | 1                       | 2:18.209 | 52.110               | 47.856   | 38.243   |       | 4:43.154  |
| 3   |   | 2:04.480               | 48.537   | 41.691               | 34.252   |       | 6:21.472  | 3   | 1                       | 2:17.930 | 51.949               | 47.821   | 38.160   |       | 7:01.084  |
| 4   |   | 2:02.820               | 47.224   | 41.371               | 34.225   |       | 8:24.292  | 4   | 1                       | 2:17.832 | 51.734               | 47.957   | 38.141   |       | 9:18.916  |
| 5   |   | 2:03.332               | 47.713   | 41.145               | 34.474   |       | 10:27.624 | 5   | 1                       | 2:19.199 | 52.783               | 48.052   | 38.364   |       | 11:38.115 |
| 6   |   | 2:03.593               | 47.619   | 41.483               | 34.491   |       | 12:31.217 | 6   | 1                       | 2:18.939 | 52.945               | 47.643   | 38.351   |       | 13:57.054 |
| 7   |   | 2:04.019               | 47.706   | 41.723               | 34.590   |       | 14:35.236 | 7   | 1                       | 2:18.892 | 52.467               | 47.374   | 39.051   |       | 16:15.946 |
| 8   |   | 2:03.853               | 48.001   | 41.321               | 34.531   |       | 16:39.089 | 8   | 1                       | 2:19.453 | 53.122               | 47.645   | 38.686   |       | 18:35.399 |
| 9   |   | 2:03.375               | 47.555   | 41.295               | 34.525   |       | 18:42.464 | 9   | 1                       | 2:18.374 | 52.008               | 47.844   | 38.522   |       | 20:53.773 |
| 10  |   | 2:03.329               | 47.467   | 41.028               | 34.834   |       | 20:45.793 |     |                         |          |                      |          |          |       |           |



## Circuito del Jarama

### División 1

### 2ª Carrera

### Tiempos Por Vuelta

49

1 Jorge J. Rodriguez  
Cañibano

TOYOTA AYGO

KR

2

EFICAR TEAM

| Vta | D | Tiempo   | Sector 1 | Sector 2 | Sector 3 | V.Max | Elapsed   |
|-----|---|----------|----------|----------|----------|-------|-----------|
| 1   |   | 2:27.743 | 1:01.992 | 47.159   | 38.592   |       | 2:27.743  |
| 2   |   | 2:18.932 | 53.066   | 47.396   | 38.470   |       | 4:46.675  |
| 3   |   | 2:18.809 | 52.385   | 47.636   | 38.788   |       | 7:05.484  |
| 4   |   | 2:19.457 | 52.839   | 47.586   | 39.032   |       | 9:24.941  |
| 5   |   | 2:19.816 | 52.750   | 47.822   | 39.244   |       | 11:44.757 |
| 6   |   | 2:19.921 | 52.778   | 47.729   | 39.414   |       | 14:04.678 |
| 7   |   | 2:18.833 | 52.492   | 47.856   | 38.485   |       | 16:23.511 |
| 8   |   | 2:18.496 | 52.291   | 47.686   | 38.519   |       | 18:42.007 |
| 9   |   | 2:19.332 | 52.774   | 47.924   | 38.634   |       | 21:01.339 |

50

1 Alvaro Serrano Aguilar

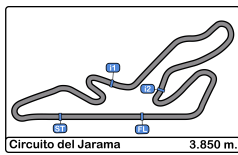
TOYOTA AYGO

KR

2

A.E.C.D.

| Vta | D | Tiempo   | Sector 1 | Sector 2 | Sector 3 | V.Max | Elapsed   |
|-----|---|----------|----------|----------|----------|-------|-----------|
| 1   |   | 2:27.189 | 1:00.945 | 47.711   | 38.533   |       | 2:27.189  |
| 2   |   | 2:18.843 | 52.530   | 47.869   | 38.444   |       | 4:46.032  |
| 3   |   | 2:18.774 | 52.495   | 47.841   | 38.438   |       | 7:04.806  |
| 4   |   | 2:19.441 | 53.013   | 47.754   | 38.674   |       | 9:24.247  |
| 5   |   | 2:19.574 | 53.035   | 47.794   | 38.745   |       | 11:43.821 |
| 6   |   | 2:18.731 | 52.278   | 47.685   | 38.768   |       | 14:02.552 |
| 7   |   | 2:19.075 | 52.206   | 47.918   | 38.951   |       | 16:21.627 |
| 8   |   | 2:19.823 | 52.947   | 47.926   | 38.950   |       | 18:41.450 |
| 9   |   | 2:19.562 | 52.849   | 47.981   | 38.732   |       | 21:01.012 |



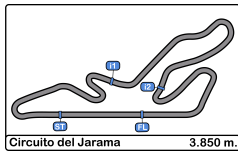
# Circuito del Jarama

## División 1

### 2ª Carrera

#### Análisis

| Num          | Tiempo Vta.        | Dif. 1º        | Num          | Tiempo Vta.        | Dif. 1º        | Num          | Tiempo Vta.        | Dif. 1º        | Num          | Tiempo Vta.        | Dif. 1º        |
|--------------|--------------------|----------------|--------------|--------------------|----------------|--------------|--------------------|----------------|--------------|--------------------|----------------|
| <b>Vta 1</b> |                    |                | <b>Vta 4</b> |                    |                | <b>Vta 6</b> |                    |                | <b>Vta 8</b> |                    |                |
| 15           | 1:53.050           |                | 15           | 1:54.723           |                | 15           | 1:58.849           |                | 15           | 2:01.052           |                |
| 1            | 1:53.744           | 00.694         | 9            | 1:57.357           | 17.250         | 46           | 2:18.623           | 1 Lap          | 8            | 1:54.364           | 06.412         |
| 18           | 1:58.526           | 05.476         | 8            | 1:57.215           | 17.593         | 48           | 2:19.199           | 1 Lap          | 9            | 1:56.289           | 07.932         |
| 9            | 1:58.850           | 05.800         | 18           | 1:58.188           | 21.200         | 9            | 1:57.522           | 14.868         | 18           | 1:59.238           | 18.912         |
| 29           | 2:00.364           | 07.314         | 12           | 1:56.717           | 22.383         | 8            | 1:57.232           | 14.930         | 14           | 1:58.710           | 27.971         |
| 8            | 2:00.869           | 07.819         | 29           | 1:57.984           | 24.883         | 50           | 2:19.574           | 1 Lap          | 5            | 1:58.619           | 28.900         |
| 14           | 2:03.590           | 10.540         | 20           | 1:58.159           | 29.370         | 49           | 2:19.816           | 1 Lap          | 20           | 1:59.926           | 31.715         |
| 12           | 2:05.433           | 12.383         | 14           | 1:59.242           | 29.788         | 12           | 1:58.005           | 22.146         | 28           | 1:59.155           | 32.255         |
| 20           | 2:05.548           | 12.498         | 5            | 1:58.339           | 31.869         | 18           | 1:58.568           | 22.492         | 29           | 2:02.344           | 35.571         |
| 47           | 2:06.918           | 13.868         | 47           | 1:59.373           | 35.035         | 29           | 2:03.214           | 30.622         | 47           | 2:00.051           | 35.843         |
| 5            | 2:07.759           | 14.709         | 28           | 1:58.239           | 36.352         | 14           | 1:58.708           | 31.784         | 11           | 2:00.116           | 36.282         |
| 23           | 2:08.667           | 15.617         | 11           | 2:00.383           | 38.030         | 20           | 1:59.320           | 32.893         | 48           | 2:18.892           | 1 Lap          |
| 11           | 2:08.862           | 15.812         | 16           | 2:01.549           | 44.584         | 5            | 1:59.278           | 33.056         | 46           | 2:19.308           | 1 Lap          |
| 16           | 2:10.259           | 17.209         | 27           | 2:04.205           | 49.334         | 28           | 1:57.576           | 35.994         | 50           | 2:19.075           | 1 Lap          |
| 27           | 2:12.086           | 19.036         | 23           | 2:05.140           | 49.896         | 47           | 1:59.962           | 38.226         | 49           | 2:18.833           | 1 Lap          |
| 40           | 2:13.042           | 19.992         | 30           | 2:02.216           | 51.217         | 11           | 1:59.185           | 38.692         | 16           | 2:02.550           | 57.216         |
| 28           | 2:13.061           | 20.011         | 40           | 2:02.820           | 52.570         | 16           | 2:02.762           | 53.390         |              |                    |                |
| 19           | 2:14.245           | 21.195         | 45           | 2:04.591           | 56.164         | 27           | 2:01.895           | 56.359         |              |                    |                |
| 30           | 2:14.281           | 21.231         | 19           | 2:07.069           | 59.845         | 23           | 2:04.163           | 1:00.719       |              |                    |                |
| 45           | 2:14.807           | 21.757         | 24           | 2:06.061           | 1:02.142       | 30           | 2:04.479           | 1:01.314       |              |                    |                |
| 24           | 2:16.335           | 23.285         | 38           | 2:10.572           | 1:21.106       | 40           | 2:03.593           | 1:02.902       |              |                    |                |
| 38           | 2:20.284           | 27.234         | 48           | 2:17.832           | 1:47.194       | 45           | 2:06.232           | 1:12.357       |              |                    |                |
| 48           | 2:24.945           | 31.895         | 46           | 2:17.953           | 1:47.520       | 24           | 2:06.223           | 1:18.016       |              |                    |                |
| 46           | 2:26.482           | 33.432         | 50           | 2:19.441           | 1:52.525       | 19           | 2:12.639           | 1:24.232       |              |                    |                |
| 50           | 2:27.189           | 34.139         | 49           | 2:19.457           | 1:53.219       | 38           | 2:09.746           | 1:45.031       |              |                    |                |
| 49           | 2:27.743           | 34.693         |              |                    |                |              |                    |                |              |                    |                |
| <b>Num</b>   | <b>Tiempo Vta.</b> | <b>Dif. 1º</b> | <b>Num</b>   | <b>Tiempo Vta.</b> | <b>Dif. 1º</b> | <b>Num</b>   | <b>Tiempo Vta.</b> | <b>Dif. 1º</b> | <b>Num</b>   | <b>Tiempo Vta.</b> | <b>Dif. 1º</b> |
| <b>Vta 2</b> |                    |                | <b>Vta 5</b> |                    |                | <b>Vta 7</b> |                    |                |              |                    |                |
| 15           | 1:51.215           |                | 15           | 1:57.744           |                | 15           | 2:00.515           |                |              |                    |                |
| 9            | 1:56.052           | 10.637         | 9            | 1:56.689           | 16.195         | 9            | 1:58.342           | 12.695         |              |                    |                |
| 18           | 1:57.872           | 12.133         | 8            | 1:56.698           | 16.547         |              |                    |                |              |                    |                |
| 8            | 1:56.311           | 12.915         | 18           | 1:59.317           | 22.773         |              |                    |                |              |                    |                |
| 1            | 2:03.942           | 13.421         | 12           | 1:58.351           | 22.990         |              |                    |                |              |                    |                |
| 29           | 1:59.363           | 15.462         | 29           | 1:59.118           | 26.257         |              |                    |                |              |                    |                |
| 12           | 1:56.152           | 17.320         | 14           | 1:59.881           | 31.925         |              |                    |                |              |                    |                |
| 14           | 1:59.677           | 19.002         | 20           | 2:00.796           | 32.422         |              |                    |                |              |                    |                |
| 20           | 1:58.505           | 19.788         | 5            | 1:58.502           | 32.627         |              |                    |                |              |                    |                |
| 5            | 1:59.298           | 22.792         | 47           | 1:59.822           | 37.113         |              |                    |                |              |                    |                |
| 47           | 2:01.024           | 23.677         | 28           | 1:58.659           | 37.267         |              |                    |                |              |                    |                |



# Circuito del Jarama

## División 1

### 2ª Carrera

#### Análisis

|    |          |          |    |          |          |
|----|----------|----------|----|----------|----------|
| 27 | 2:02.764 | 59.393   | 47 | 2:01.954 | 39.330   |
| 30 | 2:05.300 | 1:08.637 | 28 | 2:02.515 | 39.762   |
| 40 | 2:03.853 | 1:09.207 | 11 | 2:02.417 | 39.970   |
| 23 | 2:09.146 | 1:11.864 | 29 | 2:01.515 | 40.477   |
| 24 | 2:09.580 | 1:31.557 | 16 | 2:02.024 | 1:05.187 |
| 19 | 2:12.470 | 1:48.583 | 27 | 2:01.344 | 1:06.041 |

| Num | Tiempo Vta. | Dif. 1º  |  |  |  |
|-----|-------------|----------|--|--|--|
| 30  | 2:02.758    | 1:14.899 |  |  |  |

#### Vta 9

|    |          |        |    |          |          |
|----|----------|--------|----|----------|----------|
| 15 | 2:02.961 |        | 23 | 2:05.087 | 1:21.315 |
| 8  | 1:57.289 | 00.740 | 46 | 2:17.509 | 1 Lap    |
| 9  | 1:57.598 | 02.569 | 48 | 2:18.374 | 1 Lap    |
| 38 | 2:13.794 | 1 Lap  | 50 | 2:19.562 | 1 Lap    |
| 18 | 1:59.528 | 15.479 | 49 | 2:19.332 | 1 Lap    |
| 14 | 1:57.667 | 22.677 | 24 | 2:06.911 | 1:44.522 |
| 5  | 1:58.412 | 24.351 | 19 | 2:09.204 | 2:09.001 |

20 1:58.855 27.609

28 2:04.546 33.840

47 2:01.087 33.969

11 2:00.825 34.146

29 2:02.945 35.555

16 2:05.501 59.756

27 2:04.858 1:01.290

46 2:18.576 1 Lap

48 2:19.453 1 Lap

50 2:19.823 1 Lap

30 2:03.058 1:08.734

49 2:18.496 1 Lap

40 2:03.375 1:09.621

23 2:03.918 1:12.821

24 2:05.608 1:34.204

19 2:10.768 1:56.390

| Num | Tiempo Vta. | Dif. 1º |
|-----|-------------|---------|
|-----|-------------|---------|

#### Vta 10

15 1:56.593

8 1:56.197 00.344

9 1:56.040 02.016

38 2:10.743 1 Lap

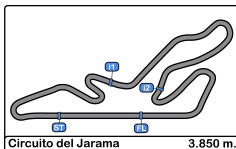
18 2:00.661 19.547

14 1:58.327 24.411

5 1:58.747 26.505

20 1:59.384 30.400





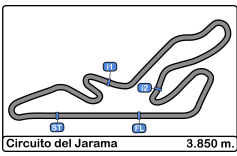
# Circuito del Jarama

## División 1

### 2ª Carrera

#### Mejores Sectores

| Sector - 1 |    |                                      |        | Sector - 2 |                                      |        |    | Sector - 3                           |        |      |    | Vuelta Ideal vs Mejor Vuelta         |            |          |      |  |
|------------|----|--------------------------------------|--------|------------|--------------------------------------|--------|----|--------------------------------------|--------|------|----|--------------------------------------|------------|----------|------|--|
| Clas       | Nº | Piloto                               | Tiempo | Nº         | Piloto                               | Tiempo | Nº | Piloto                               | Tiempo | Clas | Nº | Piloto                               | Vta. Ideal | Mejor V. | Clas |  |
| 1          | 1  | Ignacio J. Leirana Castillo          | 42.699 | 15         | Jesus Lopez-Pozuelo                  | 37.045 | 1  | Ignacio J. Leirana Castillo          | 30.610 | 1    | 1  | Ignacio J. Leirana Castillo          | 1:50.458   | 1:53.744 | 2    |  |
| 2          | 15 | Jesus Lopez-Pozuelo                  | 43.010 | 1          | Ignacio J. Leirana Castillo          | 37.149 | 15 | Jesus Lopez-Pozuelo                  | 31.022 | 2    | 15 | Jesus Lopez-Pozuelo                  | 1:51.077   | 1:51.215 | 1    |  |
| 3          | 12 | Jaime Cela Talavera                  | 43.763 | 8          | Javier Moreno García                 | 38.432 | 8  | Javier Moreno García                 | 31.996 | 3    | 8  | Javier Moreno García                 | 1:54.204   | 1:54.364 | 3    |  |
| 4          | 8  | Javier Moreno García                 | 43.776 | 12         | Jaime Cela Talavera                  | 38.965 | 12 | Jaime Cela Talavera                  | 32.218 | 4    | 12 | Jaime Cela Talavera                  | 1:54.946   | 1:55.803 | 4    |  |
| 5          | 9  | Santiago Castilla Salinero           | 44.296 | 9          | Santiago Castilla Salinero           | 39.095 | 9  | Santiago Castilla Salinero           | 32.269 | 5    | 9  | Santiago Castilla Salinero           | 1:55.660   | 1:56.040 | 5    |  |
| 6          | 14 | Christian García García              | 44.788 | 5          | Juan C. Fernandez                    | 39.338 | 28 | Enrique Sánchez                      | 32.649 | 6    | 28 | Enrique Sánchez                      | 1:57.149   | 1:57.303 | 6    |  |
| 7          | 28 | Enrique Sánchez                      | 44.904 | 29         | Carlos Plazio Gómez                  | 39.417 | 18 | Francisco Torres Alcalá              | 32.796 | 7    | 14 | Christian García García              | 1:57.349   | 1:57.667 | 7    |  |
| 8          | 29 | Carlos Plazio Gómez                  | 45.196 | 20         | Juan Carlos Lopez Olm                | 39.515 | 11 | Agustín Gómez Serran                 | 32.951 | 8    | 18 | Francisco Torres Alcalá              | 1:57.611   | 1:57.872 | 8    |  |
| 9          | 20 | Juan Carlos Lopez Olm                | 45.197 | 18         | Francisco Torres Alcalá              | 39.538 | 14 | Christian García García              | 32.983 | 9    | 11 | Agustín Gómez Serran                 | 1:57.867   | 1:58.070 | 10   |  |
| 10         | 18 | Francisco Torres Alcalá              | 45.277 | 14         | Christian García García              | 39.578 | 5  | Juan C. Fernandez                    | 33.151 | 10   | 29 | Carlos Plazio Gómez                  | 1:57.868   | 1:57.984 | 9    |  |
| 11         | 11 | Agustín Gómez Serran                 | 45.316 | 47         | Miguel A. Abuin Taeño                | 39.593 | 20 | Juan Carlos Lopez Olm                | 33.183 | 11   | 20 | Juan Carlos Lopez Olm                | 1:57.895   | 1:58.159 | 11   |  |
| 12         | 5  | Juan C. Fernandez                    | 45.498 | 28         | Enrique Sánchez                      | 39.596 | 29 | Carlos Plazio Gómez                  | 33.255 | 12   | 5  | Juan C. Fernandez                    | 1:57.987   | 1:58.195 | 12   |  |
| 13         | 47 | Miguel A. Abuin Taeño                | 45.822 | 11         | Agustín Gómez Serran                 | 39.600 | 47 | Miguel A. Abuin Taeño                | 33.277 | 13   | 47 | Miguel A. Abuin Taeño                | 1:58.692   | 1:59.133 | 13   |  |
| 14         | 27 | Teo Antonio Pérez                    | 45.929 | 27         | Teo Antonio Pérez                    | 40.998 | 16 | Ramperez Morán - Auñón Fernández     | 33.717 | 14   | 27 | Teo Antonio Pérez                    | 2:00.730   | 2:01.344 | 14   |  |
| 15         | 16 | Ramperez Morán - Auñón Fernández     | 46.069 | 40         | Andrés Sanchez Perez                 | 41.028 | 27 | Teo Antonio Pérez                    | 33.803 | 15   | 16 | Ramperez Morán - Auñón Fernández     | 2:00.996   | 2:01.404 | 15   |  |
| 16         | 30 | Chapatte Cortes - Artajo De No       | 46.561 | 16         | Ramperez Morán - Auñón Fernández     | 41.210 | 30 | Chapatte Cortes - Artajo De No       | 34.145 | 16   | 30 | Chapatte Cortes - Artajo De No       | 2:02.032   | 2:02.211 | 16   |  |
| 17         | 45 | Crespillo Calderón - Ureña García    | 46.995 | 30         | Chapatte Cortes - Artajo De No       | 41.326 | 40 | Andrés Sanchez Perez                 | 34.225 | 17   | 40 | Andrés Sanchez Perez                 | 2:02.477   | 2:02.820 | 17   |  |
| 18         | 23 | Escolar Álvarez - Vigara Tena        | 47.086 | 45         | Crespillo Calderón - Ureña García    | 41.443 | 23 | Escolar Álvarez - Vigara Tena        | 34.302 | 18   | 23 | Escolar Álvarez - Vigara Tena        | 2:02.986   | 2:03.253 | 19   |  |
| 19         | 19 | Adrián Martín Abraldes               | 47.185 | 23         | Escolar Álvarez - Vigara Tena        | 41.598 | 19 | Adrián Martín Abraldes               | 34.527 | 19   | 45 | Crespillo Calderón - Ureña García    | 2:03.106   | 2:03.106 | 18   |  |
| 20         | 40 | Andrés Sanchez Perez                 | 47.224 | 24         | José David Bartol Salazar            | 41.765 | 45 | Crespillo Calderón - Ureña García    | 34.668 | 20   | 19 | Adrián Martín Abraldes               | 2:03.542   | 2:04.874 | 20   |  |
| 21         | 24 | José David Bartol Salazar            | 48.109 | 19         | Adrián Martín Abraldes               | 41.830 | 24 | José David Bartol Salazar            | 34.915 | 21   | 24 | José David Bartol Salazar            | 2:04.789   | 2:05.435 | 21   |  |
| 22         | 38 | Martin Martinez - Angel Martin Ochoa | 49.007 | 38         | Martin Martinez - Angel Martin Ochoa | 43.890 | 38 | Martin Martinez - Angel Martin Ochoa | 36.011 | 22   | 38 | Martin Martinez - Angel Martin Ochoa | 2:08.908   | 2:09.120 | 22   |  |
| 23         | 48 | Antonio Otero Montero                | 51.734 | 46         | José M. Rodríguez Cañibano           | 47.113 | 46 | José M. Rodríguez Cañibano           | 37.953 | 23   | 46 | José M. Rodríguez Cañibano           | 2:16.817   | 2:16.950 | 23   |  |
| 24         | 46 | José M. Rodríguez Cañibano           | 51.751 | 49         | Jorge J. Rodríguez Cañibano          | 47.159 | 48 | Antonio Otero Montero                | 38.141 | 24   | 48 | Antonio Otero Montero                | 2:17.249   | 2:17.832 | 24   |  |
| 25         | 50 | Alvaro Serrano Aguilar               | 52.206 | 48         | Antonio Otero Montero                | 47.374 | 50 | Alvaro Serrano Aguilar               | 38.438 | 25   | 49 | Jorge J. Rodríguez Cañibano          | 2:17.920   | 2:18.496 | 25   |  |
| 26         | 49 | Jorge J. Rodríguez Cañibano          | 52.291 | 50         | Alvaro Serrano Aguilar               | 47.685 | 49 | Jorge J. Rodríguez Cañibano          | 38.470 | 26   | 50 | Alvaro Serrano Aguilar               | 2:18.329   | 2:18.731 | 26   |  |



Circuito del Jarama

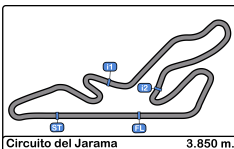
División 1

2ª Carrera

Secuencia Lider

| <u>Nº</u> | <u>Concursante</u> | <u>Piloto 1</u>           | <u>Piloto 2</u> | <u>Vehiculo</u> | <u>Cat</u> | <u>Vta. Inici</u> | <u>Vta. Fin</u> | <u>Vtas.</u> | <u>Total Vtas.</u> |
|-----------|--------------------|---------------------------|-----------------|-----------------|------------|-------------------|-----------------|--------------|--------------------|
| 15        | EFICAR TEAM        | Jesus Lopez-Pozuelo Rivas |                 | PEUGEOT 205 1.6 | 2B         | 1                 | 10              | 10           | 10                 |





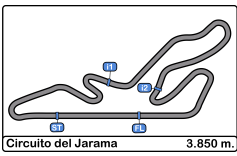
# Circuito del Jarama

## División 1

### 2ª Carrera

#### 5 Mejores Tiempos

| Cl | Nº | Concursante              | Piloto 1                     | Piloto 2                         | Vehiculo              | Cat | Cl | Mejor 1  |      | Mejor 2  |      | Mejor 3  |      | Mejor 4  |      | Mejor 5  |      |
|----|----|--------------------------|------------------------------|----------------------------------|-----------------------|-----|----|----------|------|----------|------|----------|------|----------|------|----------|------|
|    |    |                          |                              |                                  |                       |     |    | Tiempo   | Vta. | Tiempo   | Vta. | Tiempo   | Vta. | Tiempo   | Vta. | Tiempo   | Vta. |
| 1  | 15 | EFICAR TEAM              | Jesus Lopez-Pozuelo Rivas    |                                  | PEUGEOT 205 1.6       | 2B  | 1  | 1:51.215 | 2    | 1:52.734 | 3    | 1:53.050 | 1    | 1:54.723 | 4    | 1:56.593 | 10   |
| 2  | 1  | IGNACIO LEIRANA CASTILLO | Ignacio J. Leirana Castillo  |                                  | CITROEN AX 1.6        | 2B  | 2  | 1:53.744 | 1    | 2:03.942 | 2    |          |      |          |      |          |      |
| 3  | 8  | ESCUADERIA GREDOS        | Javier Moreno García         |                                  | PEUGEOT 205 1.6       | 2B  | 3  | 1:54.364 | 8    | 1:54.920 | 3    | 1:56.197 | 10   | 1:56.311 | 2    | 1:56.698 | 5    |
| 4  | 12 | RASANTE SPORT            | Jaime Cela Talavera          |                                  | CITROEN SAXO 1.6      | 2B  | 4  | 1:55.803 | 3    | 1:56.152 | 2    | 1:56.717 | 4    | 1:57.950 | 7    | 1:58.005 | 6    |
| 5  | 9  | EFICAR TEAM              | Santiago Castilla Salinero   |                                  | HYUNDAI GETZ 1.5 CRDi | 2B  | 5  | 1:56.040 | 10   | 1:56.052 | 2    | 1:56.289 | 8    | 1:56.689 | 5    | 1:56.713 | 3    |
| 6  | 28 | VSR MOTORSPORT           | Enrique Sánchez González     | Rk                               | BMW E36 325i          | EN  | 1  | 1:57.303 | 3    | 1:57.576 | 6    | 1:58.239 | 4    | 1:58.659 | 5    | 1:58.673 | 7    |
| 7  | 14 | RACE                     | Christian García García      | Jr                               | HYUNDAI ACCENT 1.6    | 2A  | 1  | 1:57.667 | 9    | 1:58.327 | 10   | 1:58.708 | 6    | 1:58.710 | 8    | 1:59.001 | 3    |
| 8  | 18 | C.D.E. ULTIMA VUELTA     | Francisco Torres Alcalá      | Jr                               | HYUNDAI GETZ 1.5 CRDi | 2A  | 2  | 1:57.872 | 2    | 1:58.188 | 4    | 1:58.336 | 3    | 1:58.526 | 1    | 1:58.568 | 6    |
| 9  | 29 | C.D.E. DEYSCOM SPORT     | Carlos Plazio Gómez          |                                  | CITROEN SAXO 1.6      | 2A  | 3  | 1:57.984 | 4    | 1:58.894 | 3    | 1:59.118 | 5    | 1:59.363 | 2    | 2:00.364 | 1    |
| 10 | 11 | PARADINAS MOTORSPORT     | Agustín Gómez Serrano        |                                  | HYUNDAI GETZ 1.6      | 2A  | 4  | 1:58.070 | 5    | 1:58.899 | 3    | 1:59.041 | 7    | 1:59.185 | 6    | 2:00.116 | 8    |
| 11 | 20 | EFICAR TEAM              | Juan Carlos Lopez Olmo       |                                  | MERCEDES BENZ 190 2.3 | EN  | 2  | 1:58.159 | 4    | 1:58.505 | 2    | 1:58.855 | 9    | 1:58.880 | 3    | 1:59.320 | 6    |
| 12 | 5  | C.D.E. ULTIMA VUELTA     | Juan C. Fernandez Pedrero    |                                  | CITROEN AX 1.6        | EN  | 3  | 1:58.195 | 3    | 1:58.339 | 4    | 1:58.412 | 9    | 1:58.502 | 5    | 1:58.619 | 8    |
| 13 | 47 | C.D.E. ULTIMA VUELTA     | Miguel A. Abuin Taëño        |                                  | PEUGEOT 205 2.0       | EN  | 4  | 1:59.133 | 7    | 1:59.373 | 4    | 1:59.442 | 3    | 1:59.822 | 5    | 1:59.962 | 6    |
| 14 | 27 | EFICAR TEAM              | Teo Antonio Pérez Palomo     |                                  | BMW E36 325i          | EN  | 5  | 2:01.344 | 10   | 2:01.723 | 5    | 2:01.837 | 7    | 2:01.895 | 6    | 2:02.211 | 2    |
| 15 | 16 | VSR MOTORSPORT           | Raúl Ramperez Morán          | <u>Oscar Auñón Fernandez</u>     | BMW 325i              | EN  | 6  | 2:01.404 | 3    | 2:01.549 | 4    | 2:02.024 | 10   | 2:02.550 | 8    | 2:02.637 | 5    |
| 16 | 30 | ESCUADERIA MADRID        | Julio Chapatte Cortes        | <u>Jaime Artajo De No</u>        | BMW E30 325i          | EN  | 7  | 2:02.211 | 5    | 2:02.216 | 4    | 2:02.758 | 10   | 2:03.058 | 9    | 2:03.133 | 3    |
| 17 | 40 | ANDRES SANCHEZ PEREZ     | Andrés Sanchez Perez         |                                  | HONDA CIVIC 1.6       | EN  | 8  | 2:02.820 | 4    | 2:03.329 | 10   | 2:03.332 | 5    | 2:03.375 | 9    | 2:03.593 | 6    |
| 18 | 45 | CLUB AUTOMOVIL SIERO     | Jose Luis Crespillo Calderón | <u>Miguel Angel Ureña García</u> | FORD PUMA 1.6         | 1   | 1  | 2:03.106 | 3    | 2:04.591 | 4    | 2:05.382 | 2    | 2:06.232 | 6    | 2:06.554 | 5    |
| 19 | 23 | A.D. CLEMENTE ARROYO     | Jesus Escolar Álvarez        | <u>Antonio Vígara Tena</u>       | HYUNDAI ACCENT 1.5    | 2A  | 5  | 2:03.253 | 5    | 2:03.566 | 7    | 2:03.740 | 3    | 2:03.918 | 9    | 2:04.071 | 2    |
| 20 | 19 | C.D.E. ULTIMA VUELTA     | Adrián Martín Abralde        | Rk                               | HYUNDAI GETZ 1.5 CRDi | 2A  | 6  | 2:04.874 | 2    | 2:05.379 | 3    | 2:07.069 | 4    | 2:08.341 | 5    | 2:09.204 | 10   |
| 21 | 24 | JOSE D. BARTOL SALAZAR   | José David Bartol Salazar    | Rk                               | OPEL KADETT 2.0       | EN  | 9  | 2:05.435 | 3    | 2:05.528 | 7    | 2:05.608 | 9    | 2:06.033 | 2    | 2:06.061 | 4    |
| 22 | 38 | RASANTE SPORT            | Eduardo Martín Martínez      | <u>Miguel Angel Martín Calvo</u> | VOLKSWAGEN GOLF       | EN  | 10 | 2:09.120 | 7    | 2:09.746 | 6    | 2:10.572 | 4    | 2:10.743 | 9    | 2:10.772 | 5    |
| 23 | 46 | EFICAR TEAM              | José M. Rodríguez Cañibano   | Rk                               | TOYOTA AYGO           | KR  | 1  | 2:16.950 | 2    | 2:17.509 | 9    | 2:17.857 | 3    | 2:17.953 | 4    | 2:18.576 | 8    |
| 24 | 48 | AS PONTES MOTORSPORT     | Antonio Otero Montero        |                                  | TOYOTA AYGO           | KR  | 2  | 2:17.832 | 4    | 2:17.930 | 3    | 2:18.209 | 2    | 2:18.374 | 9    | 2:18.892 | 7    |
| 25 | 49 | EFICAR TEAM              | Jorge J. Rodríguez Cañibano  |                                  | TOYOTA AYGO           | KR  | 3  | 2:18.496 | 8    | 2:18.809 | 3    | 2:18.833 | 7    | 2:18.932 | 2    | 2:19.332 | 9    |
| 26 | 50 | A.E.C.D.                 | Alvaro Serrano Aguilar       |                                  | TOYOTA AYGO           | KR  | 4  | 2:18.731 | 6    | 2:18.774 | 3    | 2:18.843 | 2    | 2:19.075 | 7    | 2:19.441 | 4    |



Circuito del Jarama

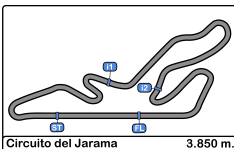
División 1

2ª Carrera

Secuencia Vueltas Rápidas

| <u>Vta.</u> | <u>Hora Día</u> | <u>Tiempo Sesión</u> | <u>Nº</u> | <u>Concursante</u> | <u>Piloto 1</u>           | <u>Piloto 2</u> | <u>Vehículo</u> | <u>Cat</u> | <u>Tiempo</u> | <u>Km/h</u> |
|-------------|-----------------|----------------------|-----------|--------------------|---------------------------|-----------------|-----------------|------------|---------------|-------------|
| 2           | 15:48:20.735    | 2:03:44.735          | 15        | EFICAR TEAM        | Jesus Lopez-Pozuelo Rivas |                 | PEUGEOT 205 1.6 | 2B         | 1:51.215      | 124.6       |





**Circuito del Jarama**

**División 1**

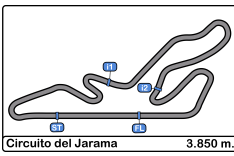
**2ª Carrera**

**Cuentavueltas**

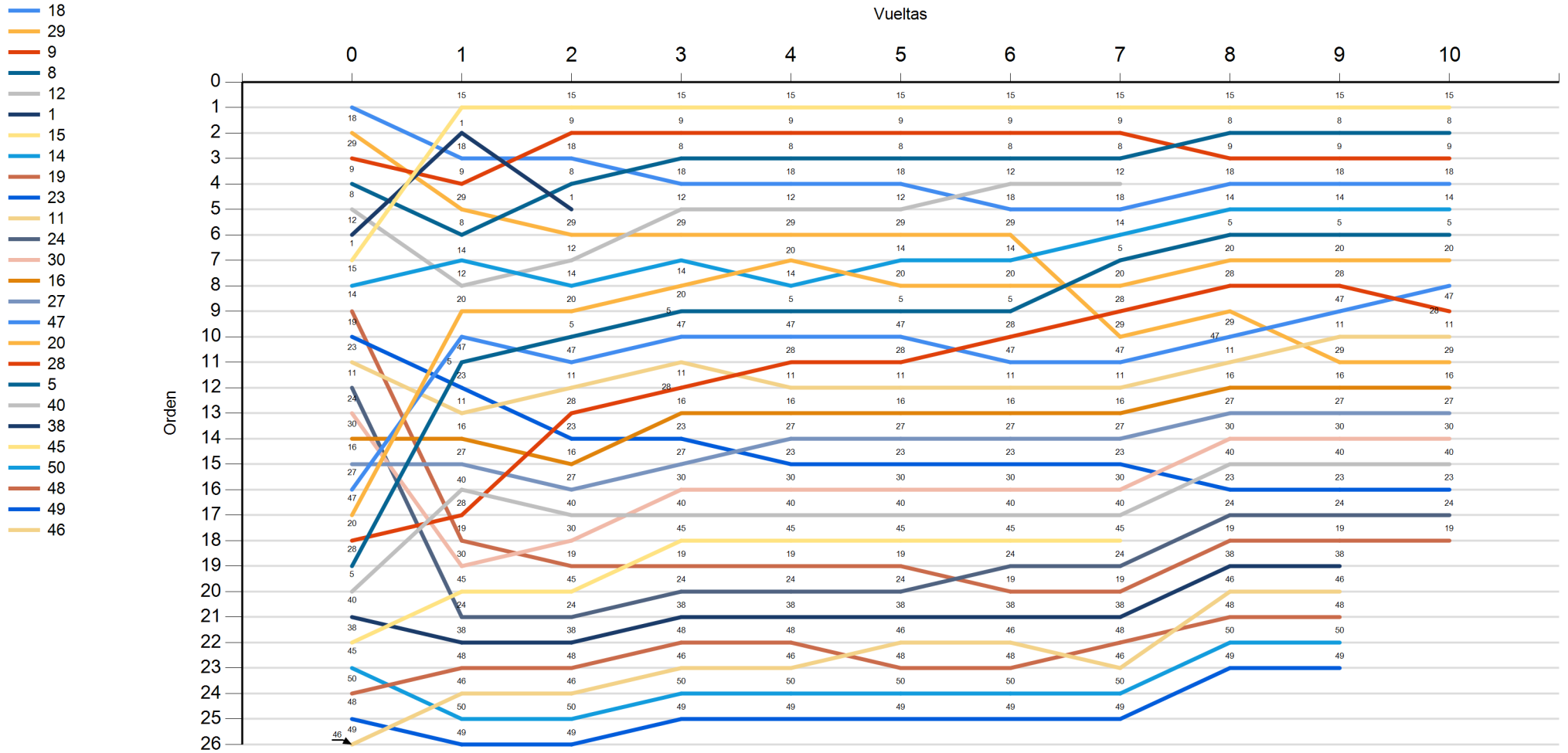
**Vta.**

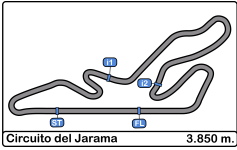
| Nr | Po        | Grid | 1  | 2  | 3  | 4  | 5  | 6  | 7  | 8  | 9  | 10 |
|----|-----------|------|----|----|----|----|----|----|----|----|----|----|
| 18 | <b>1</b>  | 18   | 15 | 15 | 15 | 15 | 15 | 15 | 15 | 15 | 15 | 15 |
| 29 | <b>2</b>  | 29   | 1  | 9  | 9  | 9  | 9  | 9  | 9  | 8  | 8  | 8  |
| 9  | <b>3</b>  | 9    | 18 | 18 | 8  | 8  | 8  | 8  | 8  | 9  | 9  | 9  |
| 8  | <b>4</b>  | 8    | 9  | 8  | 18 | 18 | 18 | 12 | 12 | 18 | 18 | 18 |
| 12 | <b>5</b>  | 12   | 29 | 1  | 12 | 12 | 12 | 18 | 18 | 14 | 14 | 14 |
| 1  | <b>6</b>  | 1    | 8  | 29 | 29 | 29 | 29 | 29 | 14 | 5  | 5  | 5  |
| 15 | <b>7</b>  | 15   | 14 | 12 | 14 | 20 | 14 | 14 | 5  | 20 | 20 | 20 |
| 14 | <b>8</b>  | 14   | 12 | 14 | 20 | 14 | 20 | 20 | 20 | 28 | 28 | 47 |
| 19 | <b>9</b>  | 19   | 20 | 20 | 5  | 5  | 5  | 5  | 28 | 29 | 47 | 28 |
| 23 | <b>10</b> | 23   | 47 | 5  | 47 | 47 | 47 | 28 | 29 | 47 | 11 | 11 |
| 11 | <b>11</b> | 11   | 5  | 47 | 11 | 28 | 28 | 47 | 47 | 11 | 29 | 29 |
| 24 | <b>12</b> | 24   | 23 | 11 | 28 | 11 | 11 | 11 | 11 | 16 | 16 | 16 |
| 30 | <b>13</b> | 30   | 11 | 28 | 16 | 16 | 16 | 16 | 16 | 27 | 27 | 27 |
| 16 | <b>14</b> | 16   | 16 | 23 | 23 | 27 | 27 | 27 | 27 | 30 | 30 | 30 |
| 27 | <b>15</b> | 27   | 27 | 16 | 27 | 23 | 23 | 23 | 23 | 40 | 40 | 40 |
| 47 | <b>16</b> | 47   | 40 | 27 | 30 | 30 | 30 | 30 | 30 | 23 | 23 | 23 |
| 20 | <b>17</b> | 20   | 28 | 40 | 40 | 40 | 40 | 40 | 40 | 24 | 24 | 24 |
| 28 | <b>18</b> | 28   | 19 | 30 | 45 | 45 | 45 | 45 | 45 | 19 | 19 | 19 |
| 5  | <b>19</b> | 5    | 30 | 19 | 19 | 19 | 19 | 24 | 24 | 38 | 38 |    |
| 40 | <b>20</b> | 40   | 45 | 45 | 24 | 24 | 24 | 19 | 19 | 46 | 46 |    |
| 38 | <b>21</b> | 38   | 24 | 24 | 38 | 38 | 38 | 38 | 38 | 48 | 48 |    |
| 45 | <b>22</b> | 45   | 38 | 38 | 48 | 48 | 46 | 46 | 48 | 50 | 50 |    |
| 50 | <b>23</b> | 50   | 48 | 48 | 46 | 46 | 48 | 48 | 46 | 49 | 49 |    |
| 48 | <b>24</b> | 48   | 46 | 46 | 50 | 50 | 50 | 50 | 50 |    |    |    |
| 49 | <b>25</b> | 49   | 50 | 50 | 49 | 49 | 49 | 49 | 49 |    |    |    |
| 46 | <b>26</b> | 46   | 49 | 49 |    |    |    |    |    |    |    |    |





**Circuito del Jarama**  
**División 1**  
**2ª Carrera**  
**Cuentavueltas Gráfico**





# Circuito del Jarama

## División 1

### 2ª Carrera

### Resultados Finales

| Cls   | Nº | Concursante             | Piloto 1                     | Piloto 2                         | Vehiculo              | Cat | Cl | Vtas. | Tiempo           | Dif 1º   | Intervalo | Km/h  | V.R. | Tiempo   | Km/h  |
|---|----|-------------------------|------------------------------|----------------------------------|-----------------------|-----|----|-------|------------------|----------|-----------|-------|------|----------|-------|
| 1   | 15 | EFICAR TEAM             | Jesus Lopez-Pozuelo Rivas    |                                  | PEUGEOT 205 1.6       | 2B  | 1  | 10    | <b>19:29.436</b> |          |           | 118.5 | 2    | 1:51.215 | 124.6 |
| 2   | 8  | ESCUADERIA GREDOS       | Javier Moreno García         |                                  | PEUGEOT 205 1.6       | 2B  | 2  | 10    | <b>19:29.780</b> | 0.344    | 0.344     | 118.4 | 8    | 1:54.364 | 121.1 |
| 3   | 9  | EFICAR TEAM             | Santiago Castilla Salinero   |                                  | HYUNDAI GETZ 1.5 CRDi | 2B  | 3  | 10    | <b>19:31.452</b> | 2.016    | 1.672     | 118.3 | 10   | 1:56.040 | 119.4 |
| 4   | 18 | C.D.E. ULTIMA VUELTA    | Francisco Torres Alcalá      | Jr                               | HYUNDAI GETZ 1.5 CRDi | 2A  | 1  | 10    | <b>19:48.983</b> | 19.547   | 17.531    | 116.5 | 2    | 1:57.872 | 117.5 |
| 5   | 14 | RACE                    | Christian García García      | Jr                               | HYUNDAI ACCENT 1.6    | 2A  | 2  | 10    | <b>19:53.847</b> | 24.411   | 4.864     | 116.0 | 9    | 1:57.667 | 117.7 |
| 6   | 5  | C.D.E. ULTIMA VUELTA    | Juan C. Fernandez Pedrero    |                                  | CITROEN AX 1.6        | EN  | 1  | 10    | <b>19:55.941</b> | 26.505   | 2.094     | 115.8 | 3    | 1:58.195 | 117.2 |
| 7   | 20 | EFICAR TEAM             | Juan Carlos Lopez Olmo       |                                  | MERCEDES BENZ 190 2.3 | EN  | 2  | 10    | <b>19:59.836</b> | 30.400   | 3.895     | 115.5 | 4    | 1:58.159 | 117.2 |
| 8   | 47 | C.D.E. ULTIMA VUELTA    | Miguel A. Abuin Taeño        |                                  | PEUGEOT 205 2.0       | EN  | 3  | 10    | <b>20:08.766</b> | 39.330   | 8.930     | 114.6 | 7    | 1:59.133 | 116.3 |
| 9   | 28 | VSR MOTORSPORT          | Enrique Sánchez González     | Rk                               | BMW E36 325i          | EN  | 4  | 10    | <b>20:09.198</b> | 39.762   | 0.432     | 114.6 | 3    | 1:57.303 | 118.1 |
| 10  | 11 | PARADINAS MOTORSPORT    | Agustín Gómez Serrano        |                                  | HYUNDAI GETZ 1.6      | 2A  | 3  | 10    | <b>20:09.406</b> | 39.970   | 0.208     | 114.6 | 5    | 1:58.070 | 117.3 |
| 11  | 29 | C.D.E. DEYSCOM SPORT    | Carlos Plazio Gómez          |                                  | CITROEN SAXO 1.6      | 2A  | 4  | 10    | <b>20:09.913</b> | 40.477   | 0.507     | 114.5 | 4    | 1:57.984 | 117.4 |
| 12  | 16 | VSR MOTORSPORT          | Raúl Ramperez Morán          | <b>Oscar Auñon Fernandez</b>     | BMW 325i              | EN  | 5  | 10    | <b>20:34.623</b> | 1:05.187 | 24.710    | 112.2 | 3    | 2:01.404 | 114.1 |
| 13  | 27 | EFICAR TEAM             | Teo Antonio Pérez Palomo     |                                  | BMW E36 325i          | EN  | 6  | 10    | <b>20:35.477</b> | 1:06.041 | 0.854     | 112.1 | 10   | 2:01.344 | 114.2 |
| 14  | 30 | ESCUADERIA MADRID       | Julio Chapatte Cortes        | <b>Jaime Artajo De No</b>        | BMW E30 325i          | EN  | 7  | 10    | <b>20:44.335</b> | 1:14.899 | 8.858     | 111.3 | 5    | 2:02.211 | 113.4 |
| 15  | 40 | ANDRES SANCHEZ PEREZ    | Andrés Sanchez Perez         |                                  | HONDA CIVIC 1.6       | EN  | 8  | 10    | <b>20:45.793</b> | 1:16.357 | 1.458     | 111.2 | 4    | 2:02.820 | 112.8 |
| 16  | 23 | A.D. CLEMENTE ARROYO    | Jesus Escolar Álvarez        | <b>Antonio Vigara Tena</b>       | HYUNDAI ACCENT 1.5    | 2A  | 5  | 10    | <b>20:50.751</b> | 1:21.315 | 4.958     | 110.8 | 5    | 2:03.253 | 112.4 |
| 17  | 24 | JOSE D. BARTOL SALAZAR  | José David Bartol Salazar    | Rk                               | OPEL KADETT 2.0       | EN  | 9  | 10    | <b>21:13.958</b> | 1:44.522 | 23.207    | 108.7 | 3    | 2:05.435 | 110.4 |
| 18  | 19 | C.D.E. ULTIMA VUELTA    | Adrián Martín Abraldes       | Rk                               | HYUNDAI GETZ 1.5 CRDi | 2A  | 6  | 10    | <b>21:38.437</b> | 2:09.001 | 24.479    | 106.7 | 2    | 2:04.874 | 110.9 |
| 19  | 38 | RASANTE SPORT           | Eduardo Martín Martínez      | <b>Miguel Angel Martín Calvo</b> | VOLKSWAGEN GOLF       | EN  | 10 | 9     | <b>19:47.003</b> | 1 Vta    | 1 Vta     | 105.0 | 7    | 2:09.120 | 107.3 |
| 20  | 46 | EFICAR TEAM             | José M. Rodríguez Cañibano   | Rk                               | TOYOTA AYGO           | KR  | 1  | 9     | <b>20:52.074</b> | 1 Vta    | 1:05.071  | 99.6  | 2    | 2:16.950 | 101.2 |
| 21  | 48 | AS PONTES MOTORSPORT    | Antonio Otero Montero        |                                  | TOYOTA AYGO           | KR  | 2  | 9     | <b>20:53.773</b> | 1 Vta    | 1.699     | 99.4  | 4    | 2:17.832 | 100.5 |
| 22  | 50 | A.E.C.D.                | Alvaro Serrano Aguilar       |                                  | TOYOTA AYGO           | KR  | 3  | 9     | <b>21:01.012</b> | 1 Vta    | 7.239     | 98.9  | 6    | 2:18.731 | 99.9  |
| 23  | 49 | EFICAR TEAM             | Jorge J. Rodríguez Cañibano  |                                  | TOYOTA AYGO           | KR  | 4  | 9     | <b>21:01.339</b> | 1 Vta    | 0.327     | 98.8  | 8    | 2:18.496 | 100.0 |
| <b>No clasificados: (Requerimientos: 75% del número de vueltas del lider = 8 Vueltas)</b> |    |                         |                              |                                  |                       |     |    |       |                  |          |           |       |      |          |       |
| 12  | 12 | RASANTE SPORT           | Jaime Cela Talavera          |                                  | CITROEN SAXO 1.6      | 2B  | 4  | 7     | <b>13:48.411</b> | 3 Vtas   | 2 Vtas    | 117.1 | 3    | 1:55.803 | 119.6 |
| 45  | 45 | CLUB AUTOMOVIL SIERO    | Jose Luis Crespillo Calderón | <b>Miguel Angel Ureña García</b> | FORD PUMA 1.6         | 1   | 1  | 7     | <b>14:48.013</b> | 3 Vtas   | 59.602    | 109.2 | 3    | 2:03.106 | 112.5 |
| 1   | 1  | IGNACIO LEIRANA CASTILL | Ignacio J. Leirana Castillo  |                                  | CITROEN AX 1.6        | 2B  | 5  | 2     | <b>3:57.686</b>  | 8 Vtas   | 5 Vtas    | 116.6 | 1    | 1:53.744 | 121.8 |

**Vuelta Rápida Jesus Lopez-Pozuelo Rivas en 1:51.215 a 124.6 Km/h en la vuelta 2**

Publicado a las:.....

|                               |                             |                       |
|-------------------------------|-----------------------------|-----------------------|
| <b>Comisarios Deportivos:</b> | <b>Director de Carrera:</b> | <b>Cronometrador:</b> |
|-------------------------------|-----------------------------|-----------------------|