



# Campeonato RACE de Turismos


## División 2

1ª Prueba

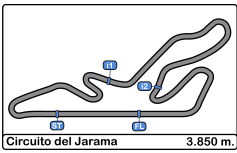
Circuito del Jarama

23 de marzo de 2019

*Results booklet*



Provided by Colegio de Cronometradores S.L.  
[www.cronococa.com](http://www.cronococa.com)




**Circuito del Jarama**  
**División 2**  
**Entrenamiento cronometrado**  
**Resultados Provisionales**

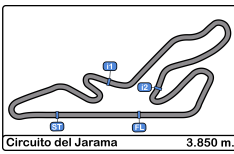


Cls	Nº	Concursante	Piloto 1	Piloto 2	Vehiculo	Cat	Cls	Vtas.	V.R.	Tiempo	Dif 1º	Intervalo	Km/h
1	15	A.D. DESGUACES LA TORRE	Carlos Esteban García		SEAT LEON MK 2	5	1	9	8	1:44.024			133.2
2	38	JORGE OTERO AGREDA	Jorge Otero Agreda		SEAT LEON MK 2	5	2	10	8	1:45.244	1.220	1.220	131.6
3	8	A.D. DESGUACES LA TORRE	Luis García García		CUPRA TCR	6A	1	14	11	1:45.954	1.930	0.710	130.8
4	33	A.D. DESGUACES LA TORRE	Juan Francisco Gastañaga Martínez		SEAT LEON MK 2	6A	2	16	13	1:46.911	2.887	0.957	129.6
5	22	SMC JUNIOR MOTORSPORT	Moisés Ruiz Medina	Sergio Morera Hernandez	PEUGEOT RCZ Racing Cup	4	1	11	9	1:47.070	3.046	0.159	129.4
6	27	SMC JUNIOR MOTORSPORT	Marcos De Diego Bravo		RENAULT CLIO CUP IV	4	2	10	8	1:47.331	3.307	0.261	129.1
7	6	C.D.E. DEYSCOM SPORT	Francisco Comendador Romero		SUBARU WRX Sti	5	3	15	5	1:47.374	3.350	0.043	129.0
8	17	C.D.E. ULTIMA VUELTA	Francisco Pérez Sierra		PEUGEOT 207 EVO	4	3	9	4	1:47.490	3.466	0.116	128.9
9	23	C.D.E. ULTIMA VUELTA	Fernando J. Bea Marton		SEAT LEON MK 2	5	4	19	13	1:47.969	3.945	0.479	128.3
10	19	A.D. DESGUACES LA TORRE	Enrique Hernando Alonso		RENAULT CLIO CUP IV	4	4	8	5	1:48.032	4.008	0.063	128.2
11	13	C.D.E. ULTIMA VUELTA	Luis Ruiz Moya		SEAT LEON MK 2	5	5	16	8	1:48.819	4.795	0.787	127.3
12	26	RACE	Borja Hormigos Nicolás		MINI Challenge	3	1	7	6	1:49.442	5.418	0.623	126.6
13	36	CHEFO SPORT	Iván Hernández González	Jr	RENAULT CLIO CUP IV	4	5	18	5	1:49.624	5.600	0.182	126.4
14	5	EFICAR TEAM	Antonio Castro Ortega		PORSCHE 968 Turbo	CL	1	15	9	1:49.945	5.921	0.321	126.0
15	41	ISRAEL DE ANA MORALES	Israel De Ana Morales		PORSCHE 928	CL	2	11	9	1:51.484	7.460	1.539	124.3
16	31	PARADINAS MOTORSPORT	Jose Ramón Fernández Sánchez		PEUGEOT 207 LW THP	3	2	11	6	1:51.608	7.584	0.124	124.1
17	16	SMC JUNIOR MOTORSPORT	Miguel Cadenas Vega		RENAULT CLIO CUP III	3	3	14	13	1:53.106	9.082	1.498	122.5
18	66	C.D.E. ULTIMA VUELTA	Jose Alberto Vila Sainz	Jr	PEUGEOT 207 LW THP	3	4	17	15	1:53.137	9.113	0.031	122.5
19	34	RACE	Eloy Iñigo Varas		PEUGEOT 207 LW THP	3	5	13	12	1:53.683	9.659	0.546	121.9
20	20	SMC JUNIOR MOTORSPORT	Mario Alberto Moreno Rojas		RENAULT CLIO CUP III	3	6	15	14	1:55.962	11.938	2.279	119.5
21	25	C.D.E. ULTIMA VUELTA	Javier Caño Hidalgo		RENAULT CLIO CUP IV	4	6	10	7	1:58.706	14.682	2.744	116.7
22	50	RACE	Isaac Vera Alberruche		TOYOTA GT 86 -CET	4	7	11	2	2:00.382	16.358	1.676	115.1
23	24	JOSE D. BARTOL SALAZAR	José David Bartol Salazar		OPEL KADETT 2.0	CL	3	10	7	2:08.101	24.077	7.719	108.1

Publicado a las:.....

<b>Comisarios Deportivos:</b>	<b>Director de Carrera:</b>	<b>Cronometrador:</b> 
-------------------------------	-----------------------------	---





# Circuito del Jarama

## División 2

### Entrenamiento cronometrado

### Resultados Provisionales por categoría

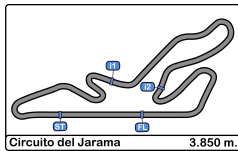


Cls	Nº	Concursante	Piloto 1	Piloto 2	Vehiculo	Cat	Cls	Vtas.	Tiemp	Tiempo	Dif 1º	Intervalo	Km/h
<b>5</b>													
1	15	A.D. DESGUACES LA TORRE	Carlos Esteban García		SEAT LEON MK 2	5	1	9	8	1:44.024			133.2
2	38	JORGE OTERO AGREDA	Jorge Otero Agreda		SEAT LEON MK 2	5	2	10	8	1:45.244	1.220	1.220	131.6
3	6	C.D.E. DEYSCOM SPORT	Francisco Comendador Romero		SUBARU WRX Sti	5	3	15	5	1:47.374	3.350	2.130	129.0
4	23	C.D.E. ULTIMA VUELTA	Fernando J. Bea Marton		SEAT LEON MK 2	5	4	19	13	1:47.969	3.945	0.595	128.3
5	13	C.D.E. ULTIMA VUELTA	Luis Ruiz Moya		SEAT LEON MK 2	5	5	16	8	1:48.819	4.795	0.850	127.3
<b>6A</b>													
1	8	A.D. DESGUACES LA TORRE	Luis García García		CUPRA TCR	6A	1	14	11	1:45.954			130.8
2	33	A.D. DESGUACES LA TORRE	Juan Francisco Gastañaga Martí		SEAT LEON MK 2	6A	2	16	13	1:46.911	0.957	0.957	129.6
<b>4</b>													
1	22	SMC JUNIOR MOTORSPORT	Moisés Ruiz Medina	Sergio Morera Hernandez	PEUGEOT RCZ Racing Cup	4	1	11	9	1:47.070			129.4
2	27	SMC JUNIOR MOTORSPORT	Marcos De Diego Bravo		RENAULT CLIO CUP IV	4	2	10	8	1:47.331	0.261	0.261	129.1
3	17	C.D.E. ULTIMA VUELTA	Francisco Pérez Sierra		PEUGEOT 207 EVO	4	3	9	4	1:47.490	0.420	0.159	128.9
4	19	A.D. DESGUACES LA TORRE	Enrique Hernando Alonso		RENAULT CLIO CUP IV	4	4	8	5	1:48.032	0.962	0.542	128.2
5	36	CHEFO SPORT	Iván Hernández González	Jr	RENAULT CLIO CUP IV	4	5	18	5	1:49.624	2.554	1.592	126.4
6	25	C.D.E. ULTIMA VUELTA	Javier Caño Hidalgo		RENAULT CLIO CUP IV	4	6	10	7	1:58.706	11.636	9.082	116.7
7	50	RACE	Isaac Vera Alberruche		TOYOTA GT 86 -CET	4	7	11	2	2:00.382	13.312	1.676	115.1
<b>3</b>													
1	26	RACE	Borja Hormigos Nicolás		MINI Challenge	3	1	7	6	1:49.442			126.6
2	31	PARADINAS MOTORSPORT	Jose Ramón Fernández Sánchez		PEUGEOT 207 LW THP	3	2	11	6	1:51.608	2.166	2.166	124.1
3	16	SMC JUNIOR MOTORSPORT	Miguel Cadenas Vega		RENAULT CLIO CUP III	3	3	14	13	1:53.106	3.664	1.498	122.5
4	66	C.D.E. ULTIMA VUELTA	Jose Alberto Vila Sainz	Jr	PEUGEOT 207 LW THP	3	4	17	15	1:53.137	3.695	0.031	122.5
5	34	RACE	Eloy Iñigo Varas		PEUGEOT 207 LW THP	3	5	13	12	1:53.683	4.241	0.546	121.9
6	20	SMC JUNIOR MOTORSPORT	Mario Alberto Moreno Rojas		RENAULT CLIO CUP III	3	6	15	14	1:55.962	6.520	2.279	119.5
<b>CL</b>													
1	5	EFICAR TEAM	Antonio Castro Ortega		PORSCHE 968 Turbo	CL	1	15	9	1:49.945			126.0
2	41	ISRAEL DE ANA MORALES	Israel De Ana Morales		PORSCHE 928	CL	2	11	9	1:51.484	1.539	1.539	124.3
3	24	JOSE D. BARTOL SALAZAR	José David Bartol Salazar		OPEL KADETT 2.0	CL	3	10	7	2:08.101	18.156	16.617	108.1

Publicado a las:.....

<b>Comisarios Deportivos:</b>	<b>Director de Carrera:</b>	<b>Cronometrador:</b>
-------------------------------	-----------------------------	-----------------------





**Circuito del Jarama**  
**División 2**  
**Entrenamiento cronometrado**  
**Tiempos Por Vuelta**



**5** 1 Antonio Castro Ortega PORSCHE 968 Turbo **13** 1 Luis Ruiz Moya SEAT LEON MK 2  
 CL 2 EFICAR TEAM 5 2 C.D.E. ULTIMA VUELTA

Vta	D	Tiempo	Sector 1	Sector 2	Sector 3	V.Max	Elapsed	Vta	D	Tiempo	Sector 1	Sector 2	Sector 3	V.Max	Elapsed
1		12:55:55.801	12:54:31.906	47.704	36.191	77.1	12:55:55.801	1		12:55:13.026	12:53:57.687	40.860	34.479	83.0	12:55:13.026
2		2:05.996	51.407	41.184	33.405	149.3	12:58:01.797	2		1:54.664	44.354	38.366	31.944	196.0	12:57:07.690
3		1:56.422	43.808	41.207	31.407	164.3	12:59:58.219	3		1:53.397	44.205	37.894	31.298	184.9	12:59:01.087
4		1:51.363	42.756	37.587	31.020	181.2	13:01:49.582	4		1:50.596	42.759	36.841	30.996	196.0	13:00:51.683
5		1:52.656	44.444	37.584	<b>30.628</b>	175.6	13:03:42.238	5		2:30.013 P	48.222	50.263	51.528	186.2	13:03:21.696
6		1:54.072	42.407	39.592	32.073	184.6	13:05:36.310	6		5:09.093	4:00.780	37.327	30.986	108.5	13:08:30.789
7		1:52.617	43.369	38.358	30.890	186.2	13:07:28.927	7		1:49.686	42.522	36.300	30.864	205.3	13:10:20.475
8		1:51.778	<b>42.007</b>	38.880	30.891	197.8	13:09:20.705	8		<b>1:48.819</b>	<b>42.251</b>	36.203	<b>30.365</b>	194.9	13:12:09.294
9		<b>1:49.945</b>	42.211	36.971	30.763	191.1	13:11:10.650	9		1:49.914	42.646	36.467	30.801	197.0	13:13:59.208
10		1:50.433	42.469	<b>36.849</b>	31.115	189.1	13:13:01.083	10		1:50.677	42.732	36.490	31.455	201.8	13:15:49.885
11		1:50.840	43.089	37.095	30.656	188.8	13:14:51.923	11		1:50.589	42.385	37.395	30.809	205.3	13:17:40.474
12		2:06.050 P	43.364	39.378	43.308	207.6	13:16:57.973	12		1:49.863	42.300	<b>36.114</b>	31.449	208.0	13:19:30.337
13		4:52.994	3:42.500	38.845	31.649	78.6	13:21:50.967	13		1:51.050	42.405	36.696	31.949	213.4	13:21:21.387
14		1:51.256	42.780	37.357	31.119	198.8	13:23:42.223	14		1:51.804	42.955	37.056	31.793	209.7	13:23:13.191
15		2:19.435 P	48.483	42.861	48.091	168.7	13:26:01.658	15		1:51.487	43.316	36.815	31.356	194.9	13:25:04.678

**6** 1 Francisco Comendador SUBARU WRX Sti **15** 1 Carlos Esteban García SEAT LEON MK 2  
 Romero C.D.E. DEYSCOM SPORT 5 2 A.D. DESGUACES LA TORRE

Vta	D	Tiempo	Sector 1	Sector 2	Sector 3	V.Max	Elapsed	Vta	D	Tiempo	Sector 1	Sector 2	Sector 3	V.Max	Elapsed
1		12:54:06.014	12:52:56.069	38.261	31.684	80.3	12:54:06.014	1		12:56:01.696	12:54:54.306	37.795	29.595	87.2	12:56:01.696
2		1:49.876	43.231	35.943	30.702	193.5	12:55:55.890	2		1:46.655	40.927	36.431	29.297	203.3	12:57:48.351
3		1:51.966	43.496	37.072	31.398	196.7	12:57:47.856	3		1:47.709	41.686	36.405	29.618	191.4	12:59:36.060
4		1:49.822	43.326	36.342	30.154	200.7	12:59:37.678	4		1:46.473	40.508	35.862	30.103	210.1	13:01:22.533
5		<b>1:47.374</b>	<b>41.434</b>	35.664	30.276	197.0	13:01:25.052	5		2:01.485 P	42.302	37.805	41.378	198.1	13:03:24.018
6		1:51.383	42.116	38.612	30.655	185.5	13:03:16.435	6		4:57.233	3:47.235	38.111	31.887	85.7	13:08:21.251
7		2:05.746 P	44.900	37.070	43.776	183.6	13:05:22.181	7		1:44.775	40.621	<b>35.164</b>	28.990	198.5	13:10:06.026
8		5:58.392	4:49.969	38.447	29.976	71.7	13:11:20.573	8		<b>1:44.024</b>	<b>40.035</b>	35.206	<b>28.783</b>	211.7	13:11:50.050
9		1:47.805	42.216	35.632	<b>29.957</b>	193.2	13:13:08.378	9		2:23.820 P	50.943	43.840	49.037	177.3	13:14:13.870
10		1:49.490	41.595	37.320	30.575	195.2	13:14:57.868								
11		1:47.943	42.147	<b>35.559</b>	30.237	191.1	13:16:45.811								
12		1:49.102	42.115	36.303	30.684	196.7	13:18:34.913								
13		2:18.905 P	50.122	45.936	42.847	171.7	13:20:53.818								
14		5:15.524	4:01.131	40.367	34.026	84.5	13:26:09.342								
15		2:13.392 P	46.954	40.050	46.388	171.4	13:28:22.734								

**8** 1 Luis García García CUPRA TCR **16** 1 Miguel Cadenas Vega RENAULT CLIO CUP III  
 6A 2 A.D. DESGUACES LA TORRE 3 2 SMC JUNIOR MOTORSPORT

Vta	D	Tiempo	Sector 1	Sector 2	Sector 3	V.Max	Elapsed	Vta	D	Tiempo	Sector 1	Sector 2	Sector 3	V.Max	Elapsed
1		12:57:16.852	12:55:54.564	45.469	36.819	92.1	12:57:16.852	1		12:57:35.752	12:56:14.838	45.711	35.203	56.1	12:57:35.752
2		2:07.136	49.371	42.838	34.927	150.4	12:59:23.988	2		2:01.937	47.175	40.981	33.781	166.4	12:59:37.689
3		1:58.434	46.067	40.078	32.289	161.1	13:01:22.422	3		1:56.328	44.900	39.078	32.350	184.3	13:01:34.017
4		2:07.315 P	44.220	40.278	42.817	167.9	13:03:29.737	4		1:56.035	44.520	39.131	32.384	194.9	13:03:30.052
5		5:09.658	3:55.119	42.031	32.508	96.6	13:08:39.395	5		2:02.370	48.763	40.323	33.284	177.3	13:05:32.422
6		1:54.156	43.965	38.550	31.641	201.8	13:10:33.551	6		1:54.063	43.250	38.669	32.144	196.3	13:07:26.485
7		1:50.164	42.122	37.577	30.465	198.5	13:12:23.715	7		1:57.600	43.589	40.905	33.106	195.6	13:09:24.085
8		1:48.443	41.529	36.517	30.397	206.8	13:14:12.158	8		1:55.093	44.311	38.714	32.068	170.8	13:11:19.178
9		1:47.508	41.622	36.069	29.817	187.1	13:15:59.666	9		1:57.735	46.807	38.922	32.006	173.0	13:13:16.913
10		1:47.224	41.188	35.837	30.199	197.0	13:17:46.890	10		1:53.914	43.410	38.474	32.030	193.5	13:15:10.827
11		<b>1:45.954</b>	<b>40.846</b>	<b>35.339</b>	<b>29.769</b>	207.2	13:19:32.844	11		1:54.043	43.620	38.553	31.870	193.2	13:17:04.870
12		1:48.879	41.098	36.055	31.726	213.4	13:21:21.723	12		1:53.991	44.283	<b>38.156</b>	31.552	186.8	13:18:58.861
13		1:52.064	42.801	37.395	31.868	192.8	13:23:13.787	13		<b>1:53.106</b>	<b>43.173</b>	38.401	<b>31.532</b>	196.0	13:20:51.967
14		2:16.222 P	43.019	42.247	50.956	196.7	13:25:30.009	14		2:29.663 P	52.480	49.461	47.722	159.0	13:23:21.630



**Circuito del Jarama**  
**División 2**  
**Entrenamiento cronometrado**  
**Tiempos Por Vuelta**



**17** 1 Francisco Pérez Sierra PEUGEOT 207 EVO **23** 1 Fernando J. Bea Marton SEAT LEON MK 2  
 4 2 C.D.E. ULTIMA VUELTA 5 2 C.D.E. ULTIMA VUELTA

Vta	D	Tiempo	Sector 1	Sector 2	Sector 3	V.Max	Elapsed	Vta	D	Tiempo	Sector 1	Sector 2	Sector 3	V.Max	Elapsed
1		13:07:55.152	13:06:39.143	43.900	32.109	71.0	13:07:55.152	1		12:55:35.213	12:54:21.622	41.091	32.500	79.0	12:55:35.213
2		1:49.384	42.224	36.747	30.413	200.3	13:09:44.536	2		1:53.738	44.180	38.864	30.694	198.5	12:57:28.951
3		1:47.522	41.294	36.108	30.120	200.7	13:11:32.058	3		2:00.031 P	41.606	37.045	41.380	201.1	12:59:28.982
4		1:47.490	41.614	36.032	29.844	200.7	13:13:19.548	4		3:52.427	2:44.571	36.829	31.027	105.1	13:03:21.409
5		2:06.047 P	47.286	38.836	39.925	193.5	13:15:25.595	5		1:49.239	41.455	36.765	31.019	207.2	13:05:10.648
6		3:24.583	2:09.532	44.264	30.787	80.5	13:18:50.178	6		1:48.327	41.666	36.432	30.229	204.9	13:06:58.975
7		1:48.491	41.751	36.331	30.409	204.9	13:20:38.669	7		1:48.952	41.948	36.565	30.439	206.5	13:08:47.927
8		1:47.588	41.674	35.962	29.952	198.8	13:22:26.257	8		1:49.633	41.524	37.863	30.246	200.7	13:10:37.560
9		2:55.294 P	55.900	1:01.388	58.006	158.8	13:25:21.551	9		1:48.355	41.641	36.652	30.062	201.4	13:12:25.915

**19** 1 Enrique Hernando Alonso RENAULT CLIO CUP IV  
 4 2 A.D. DESGUACES LA TORRE

Vta	D	Tiempo	Sector 1	Sector 2	Sector 3	V.Max	Elapsed	Vta	D	Tiempo	Sector 1	Sector 2	Sector 3	V.Max	Elapsed
1		12:56:52.805			12:56:52.805		12:56:52.805	10		1:49.041	41.293	37.066	30.682	206.5	13:14:14.956
2		1:56.040			12:58:48.845		12:58:48.845	11		1:49.164	41.841	36.832	30.491	199.2	13:16:04.120
3		1:51.299			13:00:40.144		13:00:40.144	12		1:48.263	41.634	36.629	30.000	209.7	13:17:52.383
4		1:50.444			13:02:30.588		13:02:30.588	13		1:47.969	41.405	36.518	30.046	203.0	13:19:40.352
5		1:48.032			13:04:18.620		13:04:18.620	14		1:47.991	41.428	36.348	30.215	205.3	13:21:28.343
6		3:54.238 P			13:08:12.858		13:08:12.858	15		1:48.216	41.586	36.283	30.347	207.6	13:23:16.559
7		4:15.268			13:12:28.126		13:12:28.126	16		1:50.175	42.439	37.528	30.208	205.3	13:25:06.734
8		2:05.718 P			13:14:33.844		13:14:33.844	17		1:48.771	41.817	36.735	30.219	198.5	13:26:55.505

**20** 1 Mario Alberto Moreno Rojas RENAULT CLIO CUP III  
 3 2 SMC JUNIOR MOTORSPORT

Vta	D	Tiempo	Sector 1	Sector 2	Sector 3	V.Max	Elapsed	Vta	D	Tiempo	Sector 1	Sector 2	Sector 3	V.Max	Elapsed
1		12:57:49.029	12:56:22.390	48.403	38.236	80.1	12:57:49.029	1		12:54:45.375	12:53:23.086	45.184	37.105	82.1	12:54:45.375
2		2:15.334	50.667	47.231	37.436	151.2	13:00:04.363	2		2:11.207	52.742	43.252	35.213	160.7	12:56:56.582
3		2:05.462	47.837	43.101	34.524	173.0	13:02:09.825	3		2:09.404	48.817	42.715	37.872	183.9	12:59:05.986
4		2:06.464	47.751	44.193	34.520	175.3	13:04:16.289	4		2:08.361	49.030	43.707	35.624	178.8	13:01:14.347
5		2:18.016 P	46.998	42.517	48.501	184.3	13:06:34.305	5		2:12.337	51.808	45.137	35.392	176.1	13:03:26.684
6		3:46.818	2:32.549	40.443	33.826	94.9	13:10:21.123	6		2:15.978	53.335	46.553	36.090	169.2	13:05:42.662
7		1:58.023	44.397	39.842	33.784	187.8	13:12:19.146	7		2:08.101	48.365	43.396	36.340	183.9	13:07:50.763
8		2:00.624	44.486	42.234	33.904	188.1	13:14:19.770	8		2:08.609	48.910	43.640	36.059	178.8	13:09:59.372
9		1:57.332	44.244	40.539	32.549	190.4	13:16:17.102	9		2:10.075	49.540	44.160	36.375	180.3	13:12:09.447
10		2:08.271 P	43.752	40.164	44.355	192.5	13:18:25.373	10		2:21.994 P	49.028	44.729	48.237	182.1	13:14:31.441
11		4:15.080	3:02.017	40.367	32.696	82.6	13:22:40.453								
12		1:58.021	44.389	40.115	33.517	188.8	13:24:38.474								
13		1:57.091	44.036	39.710	33.345	188.4	13:26:35.565								
14		1:55.962	43.883	39.194	32.885	188.8	13:28:31.527								
15		2:32.372 P	50.316	47.308	54.748	150.6	13:31:03.899								

**22** 1 Moisés Ruiz Medina PEUGEOT RCZ Racing Cup  
 4 2 Sergio Morera Hernandez SMC JUNIOR MOTORSPORT

Vta	D	Tiempo	Sector 1	Sector 2	Sector 3	V.Max	Elapsed	Vta	D	Tiempo	Sector 1	Sector 2	Sector 3	V.Max	Elapsed
1		12:56:17.115	12:55:03.889	40.557	32.669	91.4	12:56:17.115	1		12:57:12.872	12:55:44.599	50.211	38.062	87.3	12:57:12.872
2		1:52.449	43.873	37.374	31.202	185.2	12:58:09.564	2		2:11.205	48.285	44.129	38.791	169.5	12:59:24.077
3		1:50.947	42.179	37.521	31.247	206.1	13:00:00.511	3		2:11.693 P	47.838	42.473	41.382	164.6	13:01:35.770
4		1:49.733	42.217	36.578	30.938	206.1	13:01:50.244	4		4:02.821	2:42.748	45.682	34.391	88.4	13:05:38.591
5		1:49.107	42.323	36.329	30.455	191.8	13:03:39.351	5		2:03.196	46.017	42.792	34.387	184.9	13:07:41.787
6		1:51.108	41.910	38.574	30.624	210.1	13:05:30.459	6		2:02.822	47.549	41.686	33.587	189.1	13:09:44.609
7		1:47.590	41.410	35.940	30.240	211.7	13:07:18.049	7		1:58.706	44.767	40.857	33.082	188.4	13:11:43.315
8		1:47.193	41.215	35.540	30.438	215.1	13:09:05.242	8		1:59.183	45.359	40.627	33.197	188.8	13:13:42.498
9		1:47.070	41.236	35.657	30.177	212.1	13:10:52.312	9		1:59.983	44.591	39.611	35.781	190.4	13:15:42.481
10		2:00.333	50.695	38.836	30.802	216.0	13:12:52.645	10		2:09.356 P	47.110	41.424	40.822	169.8	13:17:51.837
11		1:55.636 P	41.828	35.883	37.925	204.1	13:14:48.281								





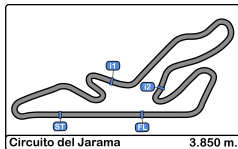
**Circuito del Jarama**  
**División 2**  
**Entrenamiento cronometrado**  
**Tiempos Por Vuelta**



26							34								
1 Borja Hormigos Nicolás			MINI Challenge				1 Eloy Iñigo Varas			PEUGEOT 207 LW THP					
3		2					RACE		3			2			
Vta	D	Tiempo	Sector 1	Sector 2	Sector 3	V.Max	Elapsed	Vta	D	Tiempo	Sector 1	Sector 2	Sector 3	V.Max	Elapsed
1		12:54:40.810	12:53:13.972	51.509	35.329	69.4	12:54:40.810	1		12:57:54.024	12:56:32.609	45.719	35.696	66.5	12:57:54.024
2		2:00.975	48.618	40.199	32.158	146.3	12:56:41.785	2		2:22.235 P	46.904	47.997	47.334	172.2	13:00:16.259
3		1:52.551	43.756	37.844	30.951	184.6	12:58:34.336	3		5:23.518	4:01.260	48.371	33.887	84.0	13:05:39.777
4		1:50.887	42.911	37.331	30.645	201.8	13:00:25.223	4		2:00.631	45.972	41.065	33.594	177.6	13:07:40.408
5		1:50.118	42.298	37.089	30.731	206.1	13:02:15.341	5		1:57.949	46.365	39.307	32.277	182.4	13:09:38.357
6		1:49.442	42.347	36.695	30.400	207.6	13:04:04.783	6		1:55.249	44.365	38.713	32.171	193.8	13:11:33.606
7		2:40.333 P	56.050	53.416	50.867	171.1	13:06:45.116	7		1:55.176	44.682	38.651	31.843	199.6	13:13:28.782
8								8		1:54.683	44.154	38.667	31.862	186.5	13:15:23.465
9								9		2:29.947 P	50.908	49.631	49.408	176.1	13:17:53.412
10								10		5:42.214	4:28.578	41.150	32.486	75.6	13:23:35.626
11								11		1:54.083	44.152	38.291	31.640	199.2	13:25:29.709
12								12		1:53.683	43.683	38.516	31.484	193.5	13:27:23.392
13								13		2:41.825 P	55.225	54.486	52.114	186.5	13:30:05.217
27							36								
1 Marcos De Diego Bravo			RENAULT CLIO CUP IV				1 Iván Hernández González			RENAULT CLIO CUP IV					
4		2					SMC JUNIOR MOTORSPORT		4			2			
Vta	D	Tiempo	Sector 1	Sector 2	Sector 3	V.Max	Elapsed	Vta	D	Tiempo	Sector 1	Sector 2	Sector 3	V.Max	Elapsed
1		12:57:54.014	12:56:38.349	42.750	32.915	85.3	12:57:54.014	1		12:54:14.651	12:52:59.353	41.512	33.786	94.4	12:54:14.651
2		1:57.969 P	43.738	37.172	37.059	191.1	12:59:51.983	2		1:55.338	45.851	38.618	30.869	163.8	12:56:09.989
3		4:18.397	3:08.409	39.303	30.685	99.0	13:04:10.380	3		1:49.919	42.394	37.223	30.302	197.4	12:57:59.908
4		1:48.154	41.761	36.291	30.102	202.6	13:05:58.534	4		1:51.242	41.879	38.996	30.367	198.5	12:59:51.150
5		1:48.064	41.519	36.133	30.412	203.7	13:07:46.598	5		1:49.624	42.261	37.163	30.200	200.3	13:01:40.774
6		2:02.644 P	41.388	39.812	41.444	208.4	13:09:49.242	6		1:50.023	41.875	36.971	31.177	196.0	13:03:30.797
7		6:24.334	5:16.466	37.415	30.453	85.5	13:16:13.576	7		1:54.864	46.405	37.540	30.919	193.5	13:05:25.661
8		1:47.331	41.368	36.000	29.963	205.3	13:18:00.907	8		1:50.142	42.013	37.797	30.332	197.0	13:07:15.803
9		1:47.576	41.313	36.071	30.192	205.7	13:19:48.483	9		2:06.032 P	44.612	39.541	41.879	196.0	13:09:21.835
10		2:04.977 P	44.784	40.309	39.884	205.3	13:21:53.460	10		5:38.110	4:26.856	39.997	31.257	96.5	13:14:59.945
31							38								
1 Jose Ramón Fernández Sánchez			PEUGEOT 207 LW THP				1 Jorge Otero Agreda			SEAT LEON MK 2					
3		2					PARADINAS MOTORSPORT		5			2			
Vta	D	Tiempo	Sector 1	Sector 2	Sector 3	V.Max	Elapsed	Vta	D	Tiempo	Sector 1	Sector 2	Sector 3	V.Max	Elapsed
1		12:55:04.410	12:53:45.967	44.201	34.242	89.6	12:55:04.410	1		12:54:28.077	12:53:09.070	44.877	34.130	89.2	12:54:28.077
2		2:00.994	46.421	41.750	32.823	144.3	12:57:05.404	2		2:02.405	46.663	41.844	33.898	167.4	12:56:30.482
3		2:03.737 P	44.410	39.244	40.083	165.8	12:59:09.141	3		1:53.769	46.276	37.544	29.949	154.2	12:58:24.251
4		4:03.423	2:54.390	37.746	31.287	75.5	13:03:12.564	4		1:59.962 P	42.273	36.116	41.573	193.8	13:00:24.213
5		1:52.949	43.500	38.052	31.397	201.4	13:05:05.513	5		16:42.219	15:35.853	36.387	29.979	102.1	13:17:06.432
6		1:51.608	43.056	37.373	31.179	188.8	13:06:57.121	6		1:46.352	41.380	35.135	29.837	214.2	13:18:52.784
7		1:53.053	44.414	37.445	31.194	188.8	13:08:50.174	7		1:46.247	41.172	35.469	29.606	221.3	13:20:39.031
8		1:53.549	44.601	37.543	31.405	184.9	13:10:43.723	8		1:45.244	40.884	34.779	29.581	215.1	13:22:24.275
9		1:58.684 P	42.881	37.318	38.485	189.8	13:12:42.407	9		1:46.974	41.268	35.755	29.951	208.0	13:24:11.249
10		3:56.597	2:47.865	37.473	31.259	82.4	13:16:39.004	10		2:32.113 P	50.745	51.567	49.801	193.5	13:26:43.362
11		2:00.618 P	43.053	37.248	40.317	188.1	13:18:39.622								
33							38								
1 Juan Francisco Gastañaga Martínez			SEAT LEON MK 2				1 Jorge Otero Agreda			SEAT LEON MK 2					
6A		2					A.D. DESGUACES LA TORRE		5			2			
Vta	D	Tiempo	Sector 1	Sector 2	Sector 3	V.Max	Elapsed	Vta	D	Tiempo	Sector 1	Sector 2	Sector 3	V.Max	Elapsed
1		12:56:32.240	12:55:20.827	40.017	31.396	98.2	12:56:32.240	1		12:54:28.077	12:53:09.070	44.877	34.130	89.2	12:54:28.077
2		1:50.896	43.311	37.070	30.515	180.6	12:58:23.136	2		2:02.405	46.663	41.844	33.898	167.4	12:56:30.482
3		1:49.025	41.773	36.980	30.272	201.8	13:00:12.161	3		1:53.769	46.276	37.544	29.949	154.2	12:58:24.251
4		1:48.731	41.789	37.129	29.813	197.4	13:02:00.892	4		1:59.962 P	42.273	36.116	41.573	193.8	13:00:24.213
5		1:47.485	41.557	36.157	29.771	181.8	13:03:48.377	5		16:42.219	15:35.853	36.387	29.979	102.1	13:17:06.432
6		2:06.794	49.840	45.964	30.990	163.6	13:05:55.171	6		1:46.352	41.380	35.135	29.837	214.2	13:18:52.784
7		1:48.278	41.607	36.775	29.896	190.1	13:07:43.449	7		1:46.247	41.172	35.469	29.606	221.3	13:20:39.031
8		1:48.214	42.128	36.279	29.807	193.8	13:09:31.663	8		1:45.244	40.884	34.779	29.581	215.1	13:22:24.275
9		1:47.647	41.221	36.361	30.065	194.9	13:11:19.310	9		1:46.974	41.268	35.755	29.951	208.0	13:24:11.249
10		2:29.142	55.337	50.910	42.895	162.1	13:13:48.452	10		2:32.113 P	50.745	51.567	49.801	193.5	13:26:43.362
11		2:12.732	58.352	44.164	30.216	123.4	13:16:01.184								
12		1:47.885	41.408	36.473	30.004	190.1	13:17:49.069								
13		1:46.911	41.169	36.097	29.645	190.4	13:19:35.980								
14		1:47.239	40.769	36.474	29.996	192.1	13:21:23.219								
15		1:51.590	41.902	37.536	32.152	183.0	13:23:14.809								
16		3:01.948 P	1:18.298	52.747	50.903	193.2	13:26:16.757								







**Circuito del Jarama**  
**División 2**  
**Entrenamiento cronometrado**  
**Tiempos Por Vuelta**



**41** 1 Israel De Ana Morales PORSCHE 928

CL 2 ISRAEL DE ANA MORALES

Vta	D	Tiempo	Sector 1	Sector 2	Sector 3	V.Max	Elapsed
1		12:55:37.826	12:54:10.740	49.963	37.123	62.7	12:55:37.826
2		2:04.350	48.933	41.888	33.529	151.4	12:57:42.176
3		1:58.329	46.219	40.265	31.845	175.0	12:59:40.505
4		1:55.508	44.704	39.194	31.610	184.9	13:01:36.013
5		1:54.626	44.198	38.510	31.918	183.0	13:03:30.639
6		2:04.666	49.679	42.638	32.349	160.4	13:05:35.305
7		1:54.452	43.756	38.322	32.374	192.5	13:07:29.757
8		1:53.208	43.261	38.557	31.390	187.1	13:09:22.965
9		<u>1:51.484</u>	<u>42.801</u>	<u>37.486</u>	<u>31.197</u>	195.6	13:11:14.449
10		1:52.418	42.889	38.102	31.427	195.6	13:13:06.867
11		2:17.327 P	49.347	44.723	43.257	143.2	13:15:24.194

**50** 1 Isaac Vera Alberruche TOYOTA GT 86 -CET

4 2 RACE

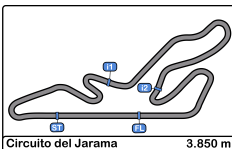
Vta	D	Tiempo	Sector 1	Sector 2	Sector 3	V.Max	Elapsed
1		12:54:21.930	12:53:05.394	42.396	34.140	76.3	12:54:21.930
2		<u>2:00.382</u>	<u>45.786</u>	<u>40.977</u>	<u>33.619</u>	178.8	12:56:22.312
3		2:05.590	47.407	41.630	36.553	178.5	12:58:27.902
4		2:01.099	46.140	41.304	33.655	178.2	13:00:29.001
5		2:01.971	46.198	41.474	34.299	178.2	13:02:30.972
6		2:02.046	46.357	41.569	34.120	178.5	13:04:33.018
7		2:01.736	46.094	41.687	33.955	176.1	13:06:34.754
8		2:04.382	46.417	42.769	35.196	176.1	13:08:39.136
9		2:09.396	46.996	44.475	37.925	178.5	13:10:48.532
10		2:12.984	56.209	42.044	34.731	179.4	13:13:01.516
11		2:12.905 P	46.081	42.956	43.868	179.7	13:15:14.421

**66** 1 Jose Alberto Vila Sainz PEUGEOT 207 LW THP

3 2 C.D.E. ULTIMA VUELTA

Vta	D	Tiempo	Sector 1	Sector 2	Sector 3	V.Max	Elapsed
1		12:54:58.270	12:53:39.735	43.241	35.294	87.6	12:54:58.270
2		2:04.003	47.730	42.710	33.563	151.6	12:57:02.273
3		1:57.303	44.702	40.169	32.432	192.1	12:58:59.576
4		1:55.571	43.861	39.598	32.112	195.6	13:00:55.147
5		1:54.062	43.617	38.467	31.978	199.6	13:02:49.209
6		2:22.721 P	49.625	46.073	47.023	152.9	13:05:11.930
7		3:35.246	2:16.002	44.003	35.241	92.7	13:08:47.176
8		1:58.584	48.651	<u>38.018</u>	31.915	174.7	13:10:45.760
9		1:53.313	43.581	38.122	31.610	193.8	13:12:39.073
10		1:54.273	43.293	38.650	32.330	201.8	13:14:33.346
11		2:11.236 P	48.677	41.432	41.127	164.6	13:16:44.582
12		3:52.778	2:40.480	39.902	32.396	85.3	13:20:37.360
13		1:55.501	44.725	38.474	32.302	197.4	13:22:32.861
14		1:54.019	44.043	38.174	31.802	190.8	13:24:26.880
15		<u>1:53.137</u>	43.445	38.086	<u>31.606</u>	194.5	13:26:20.017
16		1:53.348	<u>43.201</u>	38.424	31.723	200.3	13:28:13.365
17		2:28.034 P	53.882	47.427	46.725	140.2	13:30:41.399





**Circuito del Jarama**  
**División 2**  
**Entrenamiento cronometrado**  
**Mejores Sectores**



Sector - 1				Sector - 2				Sector - 3				Vuelta Ideal vs Mejor Vuelta				
Clas	Nº	Piloto	Tiempo	Nº	Piloto	Tiempo	Nº	Piloto	Tiempo	Clas	Nº	Piloto	Vta. Ideal	Mejor V.	Clas	
1	15	Carlos Esteban García	40.035	38	Jorge Otero Agreda	34.779	15	Carlos Esteban García	28.783	1	15	Carlos Esteban García	1:43.982	1:44.024	1	
2	33	Juan Francisco Gastañaga Medina	40.769	15	Carlos Esteban García	35.164	38	Jorge Otero Agreda	29.581	2	38	Jorge Otero Agreda	1:45.244	1:45.244	2	
3	8	Luis García García	40.846	8	Luis García García	35.339	33	Juan Francisco Gastañaga Medina	29.645	3	8	Luis García García	1:45.954	1:45.954	3	
4	38	Jorge Otero Agreda	40.884	22	Ruiz Medina - Morera Hernandez	35.540	8	Luis García García	29.769	4	33	Juan Francisco Gastañaga Medina	1:46.511	1:46.911	4	
5	22	Ruiz Medina - Morera Hernandez	41.215	6	Francisco Comendador	35.559	17	Francisco Pérez Sierra	29.844	5	22	Ruiz Medina - Morera Hernandez	1:46.932	1:47.070	5	
6	23	Fernando J. Bea Marto	41.293	17	Francisco Pérez Sierra	35.962	6	Francisco Comendador	29.957	6	6	Francisco Comendador	1:46.950	1:47.374	7	
7	17	Francisco Pérez Sierra	41.294	27	Marcos De Diego Brav	36.000	27	Marcos De Diego Brav	29.963	7	17	Francisco Pérez Sierra	1:47.100	1:47.490	8	
8	27	Marcos De Diego Brav	41.313	33	Juan Francisco Gastañaga Medina	36.097	23	Fernando J. Bea Marto	30.000	8	27	Marcos De Diego Brav	1:47.276	1:47.331	6	
9	6	Francisco Comendador	41.434	13	Luis Ruiz Moya	36.114	22	Ruiz Medina - Morera Hernandez	30.177	9	23	Fernando J. Bea Marto	1:47.576	1:47.969	9	
10	36	Iván Hernández González	41.825	23	Fernando J. Bea Marto	36.283	36	Iván Hernández González	30.197	10	13	Luis Ruiz Moya	1:48.730	1:48.819	11	
11	5	Antonio Castro Ortega	42.007	26	Borja Hormigos Nicolás	36.695	13	Luis Ruiz Moya	30.365	11	36	Iván Hernández González	1:48.993	1:49.624	13	
12	13	Luis Ruiz Moya	42.251	5	Antonio Castro Ortega	36.849	26	Borja Hormigos Nicolás	30.400	12	26	Borja Hormigos Nicolás	1:49.393	1:49.442	12	
13	26	Borja Hormigos Nicolás	42.298	36	Iván Hernández González	36.971	5	Antonio Castro Ortega	30.628	13	5	Antonio Castro Ortega	1:49.484	1:49.945	14	
14	41	Israel De Ana Morales	42.801	31	Jose Ramón Fernández	37.248	31	Jose Ramón Fernández	31.179	14	31	Jose Ramón Fernández	1:51.308	1:51.608	16	
15	31	Jose Ramón Fernández	42.881	41	Israel De Ana Morales	37.486	41	Israel De Ana Morales	31.197	15	41	Israel De Ana Morales	1:51.484	1:51.484	15	
16	16	Miguel Cadenas Vega	43.173	66	Jose Alberto Vila Sainz	38.018	34	Eloy Iñigo Varas	31.484	16	66	Jose Alberto Vila Sainz	1:52.825	1:53.137	18	
17	66	Jose Alberto Vila Sainz	43.201	16	Miguel Cadenas Vega	38.156	16	Miguel Cadenas Vega	31.532	17	16	Miguel Cadenas Vega	1:52.861	1:53.106	17	
18	34	Eloy Iñigo Varas	43.683	34	Eloy Iñigo Varas	38.291	66	Jose Alberto Vila Sainz	31.606	18	34	Eloy Iñigo Varas	1:53.458	1:53.683	19	
19	20	Mario Alberto Moreno Rojas	43.752	20	Mario Alberto Moreno Rojas	39.194	20	Mario Alberto Moreno Rojas	32.549	19	20	Mario Alberto Moreno Rojas	1:55.495	1:55.962	20	
20	25	Javier Caño Hidalgo	44.591	25	Javier Caño Hidalgo	39.611	25	Javier Caño Hidalgo	33.082	20	25	Javier Caño Hidalgo	1:57.284	1:58.706	21	
21	50	Isaac Vera Alberruche	45.786	50	Isaac Vera Alberruche	40.977	50	Isaac Vera Alberruche	33.619	21	50	Isaac Vera Alberruche	2:00.382	2:00.382	22	
22	24	José David Bartol Salazar	48.365	24	José David Bartol Salazar	42.715	24	José David Bartol Salazar	35.213	22	24	José David Bartol Salazar	2:06.293	2:08.101	23	
23	19	Enrique Hernando Alonso	Transpon	19	Enrique Hernando Alonso	Transpon	19	Enrique Hernando Alonso	Transpon	23	19	Enrique Hernando Alonso	Transpon	1:48.032	10	



**Circuito del Jarama**  
**División 2**  
**Entrenamiento cronometrado**  
**5 Mejores Tiempos**



Cl	Nº	Concursante	Piloto 1	Piloto 2	Vehiculo	Cat	Cl	Mejor 1		Mejor 2		Mejor 3		Mejor 4		Mejor 5	
								Tiempo	Vta.	Tiempo	Vta.	Tiempo	Vta.	Tiempo	Vta.	Tiempo	Vta.
1	15	A.D. DESGUACES LA TORRE	Carlos Esteban García		SEAT LEON MK 2	5	1	1:44.024	8	1:44.775	7	1:46.473	4	1:46.655	2	1:47.709	3
2	38	JORGE OTERO AGREDA	Jorge Otero Agreda		SEAT LEON MK 2	5	2	1:45.244	8	1:46.247	7	1:46.352	6	1:46.974	9	1:53.769	3
3	8	A.D. DESGUACES LA TORRE	Luis García García		CUPRA TCR	6A	1	1:45.954	11	1:47.224	10	1:47.508	9	1:48.443	8	1:48.879	12
4	33	A.D. DESGUACES LA TORRE	Juan Francisco Gastañaga Martínez		SEAT LEON MK 2	6A	2	1:46.911	13	1:47.239	14	1:47.485	5	1:47.647	9	1:47.885	12
5	22	SMC JUNIOR MOTORSPORT	Moisés Ruiz Medina	Sergio Morera Hernandez	PEUGEOT RCZ Racing Cup	4	1	1:47.070	9	1:47.193	8	1:47.590	7	1:49.107	5	1:49.733	4
6	27	SMC JUNIOR MOTORSPORT	Marcos De Diego Bravo		RENAULT CLIO CUP IV	4	2	1:47.331	8	1:47.576	9	1:48.064	5	1:48.154	4	1:57.969	2
7	6	C.D.E. DEYSCOM SPORT	Francisco Comendador Romero		SUBARU WRX Sti	5	3	1:47.374	5	1:47.805	9	1:47.943	11	1:49.102	12	1:49.490	10
8	17	C.D.E. ULTIMA VUELTA	Francisco Pérez Sierra		PEUGEOT 207 EVO	4	3	1:47.490	4	1:47.522	3	1:47.588	8	1:48.491	7	1:49.384	2
9	23	C.D.E. ULTIMA VUELTA	Fernando J. Bea Marton		SEAT LEON MK 2	5	4	1:47.969	13	1:47.991	14	1:48.216	15	1:48.263	12	1:48.327	6
10	19	A.D. DESGUACES LA TORRE	Enrique Hernando Alonso		RENAULT CLIO CUP IV	4	4	1:48.032	5	1:50.444	4	1:51.299	3	1:56.040	2	2:05.718	8
11	13	C.D.E. ULTIMA VUELTA	Luis Ruiz Moya		SEAT LEON MK 2	5	5	1:48.819	8	1:49.686	7	1:49.863	12	1:49.914	9	1:50.589	11
12	26	RACE	Borja Hormigos Nicolás		MINI Challenge	3	1	1:49.442	6	1:50.118	5	1:50.887	4	1:52.551	3	2:00.975	2
13	36	CHEFO SPORT	Iván Hernández González	Jr	RENAULT CLIO CUP IV	4	5	1:49.624	5	1:49.711	12	1:49.919	3	1:49.967	14	1:49.972	15
14	5	EFICAR TEAM	Antonio Castro Ortega		PORSCHE 968 Turbo	CL	1	1:49.945	9	1:50.433	10	1:50.840	11	1:51.256	14	1:51.363	4
15	41	ISRAEL DE ANA MORALES	Israel De Ana Morales		PORSCHE 928	CL	2	1:51.484	9	1:52.418	10	1:53.208	8	1:54.452	7	1:54.626	5
16	31	PARADINAS MOTORSPORT	Jose Ramón Fernández Sánchez		PEUGEOT 207 LW THP	3	2	1:51.608	6	1:52.949	5	1:53.053	7	1:53.549	8	1:58.684	9
17	16	SMC JUNIOR MOTORSPORT	Miguel Cadenas Vega		RENAULT CLIO CUP III	3	3	1:53.106	13	1:53.914	10	1:53.991	12	1:54.043	11	1:54.063	6
18	66	C.D.E. ULTIMA VUELTA	Jose Alberto Vila Sainz	Jr	PEUGEOT 207 LW THP	3	4	1:53.137	15	1:53.313	9	1:53.348	16	1:54.019	14	1:54.062	5
19	34	RACE	Eloy Iñigo Varas		PEUGEOT 207 LW THP	3	5	1:53.683	12	1:54.083	11	1:54.683	8	1:55.176	7	1:55.249	6
20	20	SMC JUNIOR MOTORSPORT	Mario Alberto Moreno Rojas		RENAULT CLIO CUP III	3	6	1:55.962	14	1:57.091	13	1:57.332	9	1:58.021	12	1:58.023	7
21	25	C.D.E. ULTIMA VUELTA	Javier Caño Hidalgo		RENAULT CLIO CUP IV	4	6	1:58.706	7	1:59.183	8	1:59.983	9	2:02.822	6	2:03.196	5
22	50	RACE	Isaac Vera Alberruche		TOYOTA GT 86 -CET	4	7	2:00.382	2	2:01.099	4	2:01.736	7	2:01.971	5	2:02.046	6
23	24	JOSE D. BARTOL SALAZAR	José David Bartol Salazar		OPEL KADETT 2.0	CL	3	2:08.101	7	2:08.361	4	2:08.609	8	2:09.404	3	2:10.075	9



**Circuito del Jarama**  
**División 2**  
**Entrenamiento cronometrado**  
**5 Mejores Velocidades**



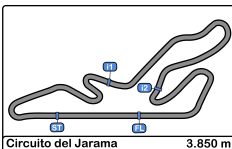
Cl	Nº	Concursante	Piloto 1	Piloto 2	Vehiculo	Cat	Cl	V. Max. 1		V. Max. 2		V. Max. 3		V. Max. 4		V. Max. 5		Avg
								Km/h	Vta.	Km/h	Vta.	Km/h	Vta.	Km/h	Vta.	Km/h	Vta.	
1	38	JORGE OTERO AGREDA	Jorge Otero Agreda		SEAT LEON MK 2	5	1	221.3	7	215.1	8	214.2	6	208.0	9	193.8	4	210.5
2	22	SMC JUNIOR MOTORSPORT	Moisés Ruiz Medina	Sergio Morera Hernandez	PEUGEOT RCZ Racing Cup	4	1	216.0	10	215.1	8	212.1	9	211.7	7	210.1	6	213.0
3	8	A.D. DESGUACES LA TORRE	Luis García García		CUPRA TCR	6A	1	213.4	12	207.2	11	206.8	8	201.8	6	198.5	7	205.6
4	13	C.D.E. ULTIMA VUELTA	Luis Ruiz Moya		SEAT LEON MK 2	5	2	213.4	13	209.7	14	208.0	12	205.3	7	205.3	11	208.3
5	15	A.D. DESGUACES LA TORRE	Carlos Esteban García		SEAT LEON MK 2	5	3	211.7	8	210.1	4	203.3	2	198.5	7	198.1	5	204.3
6	23	C.D.E. ULTIMA VUELTA	Fernando J. Bea Marton		SEAT LEON MK 2	5	4	209.7	12	207.6	15	207.2	5	206.5	7	206.5	10	207.5
7	27	SMC JUNIOR MOTORSPORT	Marcos De Diego Bravo		RENAULT CLIO CUP IV	4	2	208.4	6	205.7	9	205.3	8	205.3	10	203.7	5	205.7
8	5	EFICAR TEAM	Antonio Castro Ortega		PORSCHE 968 Turbo	CL	1	207.6	12	198.8	14	197.8	8	191.1	9	189.1	10	196.9
9	26	RACE	Borja Hormigos Nicolás		MINI Challenge	3	1	207.6	6	206.1	5	201.8	4	184.6	3	171.1	7	194.2
10	17	C.D.E. ULTIMA VUELTA	Francisco Pérez Sierra		PEUGEOT 207 EVO	4	3	204.9	7	200.7	3	200.7	4	200.3	2	198.8	8	201.1
11	33	A.D. DESGUACES LA TORRE	Juan Francisco Gastañaga Martínez		SEAT LEON MK 2	6A	2	201.8	3	197.4	4	194.9	9	193.8	8	193.2	16	196.2
12	66	C.D.E. ULTIMA VUELTA	Jose Alberto Vila Sainz	Jr	PEUGEOT 207 LW THP	3	2	201.8	10	200.3	16	199.6	5	197.4	13	195.6	4	198.9
13	31	PARADINAS MOTORSPORT	Jose Ramón Fernández Sánchez		PEUGEOT 207 LW THP	3	3	201.4	5	189.8	9	188.8	6	188.8	7	188.1	11	191.4
14	6	C.D.E. DEYSCOM SPORT	Francisco Comendador Romero		SUBARU WRX Sti	5	5	200.7	4	197.0	5	196.7	3	196.7	12	195.2	10	197.3
15	36	CHEFO SPORT	Iván Hernández González	Jr	RENAULT CLIO CUP IV	4	4	200.3	5	198.5	4	197.4	3	197.0	8	197.0	13	198.1
16	34	RACE	Eloy Iñigo Varas		PEUGEOT 207 LW THP	3	4	199.6	7	199.2	11	193.8	6	193.5	12	186.5	8	194.5
17	16	SMC JUNIOR MOTORSPORT	Miguel Cadenas Vega		RENAULT CLIO CUP III	3	5	196.3	6	196.0	13	195.6	7	194.9	4	193.5	10	195.3
18	41	ISRAEL DE ANA MORALES	Israel De Ana Morales		PORSCHE 928	CL	2	195.6	9	195.6	10	192.5	7	187.1	8	184.9	4	191.1
19	20	SMC JUNIOR MOTORSPORT	Mario Alberto Moreno Rojas		RENAULT CLIO CUP III	3	6	192.5	10	190.4	9	188.8	12	188.8	14	188.4	13	189.8
20	25	C.D.E. ULTIMA VUELTA	Javier Caño Hidalgo		RENAULT CLIO CUP IV	4	5	190.4	9	189.1	6	188.8	8	188.4	7	184.9	5	188.3
21	24	JOSE D. BARTOL SALAZAR	José David Bartol Salazar		OPEL KADETT 2.0	CL	3	183.9	3	183.9	7	182.1	10	180.3	9	178.8	4	181.8
22	50	RACE	Isaac Vera Alberruche		TOYOTA GT 86 -CET	4	6	179.7	11	179.4	10	178.8	2	178.5	3	178.5	6	178.9



Circuito del Jarama  
División 2  
Entrenamiento cronometrado  
Secuencia Vueltas Rápidas



<u>Vta.</u>	<u>Hora Día</u>	<u>Tiempo Sesión</u>	<u>Nº</u>	<u>Concursante</u>	<u>Piloto 1</u>	<u>Piloto 2</u>	<u>Vehículo</u>	<u>Cat</u>	<u>Tiempo</u>	<u>Km/h</u>
2	12:55:55.890	3:55.890	6	C.D.E. DEYSCOM SPORT	Francisco Comendador		SUBARU WRX Sti	5	<b>1:49.876</b>	126.1
2	12:57:48.351	5:48.351	15	A.D. DESGUACES LA	Carlos Esteban García		SEAT LEON MK 2	5	<b>1:46.655</b>	129.9
4	13:01:22.533	9:22.533	15	A.D. DESGUACES LA	Carlos Esteban García		SEAT LEON MK 2	5	<b>1:46.473</b>	130.1
7	13:10:06.026	18:06.026	15	A.D. DESGUACES LA	Carlos Esteban García		SEAT LEON MK 2	5	<b>1:44.775</b>	132.2
8	13:11:50.050	19:50.050	15	A.D. DESGUACES LA	Carlos Esteban García		SEAT LEON MK 2	5	<b>1:44.024</b>	133.2



## Circuito del Jarama

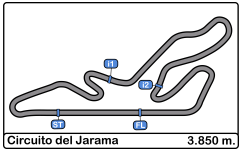
### División 2

### Entrenamiento cronometrado

### Mejor Maxima Velocidad del Evento

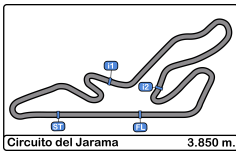


Nº	Concursante	Piloto 1	Piloto 2	Vehiculo	Cat	Km/h	Sesión
38	JORGE OTERO AGREDA	Jorge Otero Agreda		SEAT LEON MK 2	5	221.3	Entrenamiento cronometrado
22	SMC JUNIOR MOTORSPORT	Moisés Ruiz Medina	Sergio Morera Hernandez	PEUGEOT RCZ Racing Cup	4	216.0	Entrenamiento cronometrado
13	C.D.E. ULTIMA VUELTA	Luis Ruiz Moya		SEAT LEON MK 2	5	213.4	Entrenamiento cronometrado
8	A.D. DESGUACES LA TORRE	Luis García García		CUPRA TCR	6A	213.4	Entrenamiento cronometrado
15	A.D. DESGUACES LA TORRE	Carlos Esteban García		SEAT LEON MK 2	5	211.7	Entrenamiento cronometrado
23	C.D.E. ULTIMA VUELTA	Fernando J. Bea Marton		SEAT LEON MK 2	5	209.7	Entrenamiento cronometrado
27	SMC JUNIOR MOTORSPORT	Marcos De Diego Bravo		RENAULT CLIO CUP IV	4	208.4	Entrenamiento cronometrado
26	RACE	Borja Hormigos Nicolás		MINI Challenge	3	207.6	Entrenamiento cronometrado
5	EFICAR TEAM	Antonio Castro Ortega		PORSCHE 968 Turbo	CL	207.6	Entrenamiento cronometrado
17	C.D.E. ULTIMA VUELTA	Francisco Pérez Sierra		PEUGEOT 207 EVO	4	204.9	Entrenamiento cronometrado
33	A.D. DESGUACES LA TORRE	Juan Francisco Gastañaga		SEAT LEON MK 2	6A	201.8	Entrenamiento cronometrado
66	C.D.E. ULTIMA VUELTA	Jose Alberto Vila Sainz	Jr	PEUGEOT 207 LW THP	3	201.8	Entrenamiento cronometrado
31	PARADINAS MOTORSPORT	Jose Ramón Fernández		PEUGEOT 207 LW THP	3	201.4	Entrenamiento cronometrado
6	C.D.E. DEYSCOM SPORT	Francisco Comendador		SUBARU WRX Sti	5	200.7	Entrenamiento cronometrado
36	CHEFO SPORT	Iván Hernández González	Jr	RENAULT CLIO CUP IV	4	200.3	Entrenamiento cronometrado
34	RACE	Eloy Iñigo Varas		PEUGEOT 207 LW THP	3	199.6	Entrenamiento cronometrado
16	SMC JUNIOR MOTORSPORT	Miguel Cadenas Vega		RENAULT CLIO CUP III	3	196.3	Entrenamiento cronometrado
41	ISRAEL DE ANA MORALES	Israel De Ana Morales		PORSCHE 928	CL	195.6	Entrenamiento cronometrado
20	SMC JUNIOR MOTORSPORT	Mario Alberto Moreno Rojas		RENAULT CLIO CUP III	3	192.5	Entrenamiento cronometrado
25	C.D.E. ULTIMA VUELTA	Javier Caño Hidalgo		RENAULT CLIO CUP IV	4	190.4	Entrenamiento cronometrado
24	JOSE D. BARTOL SALAZAR	José David Bartol Salazar		OPEL KADETT 2.0	CL	183.9	Entrenamiento cronometrado
50	RACE	Isaac Vera Alberruche		TOYOTA GT 86 -CET	4	179.7	Entrenamiento cronometrado



**Circuito del Jarama**  
**División 2**  
**Entrenamiento cronometrado**  
**Tiempos Parada en Pit**

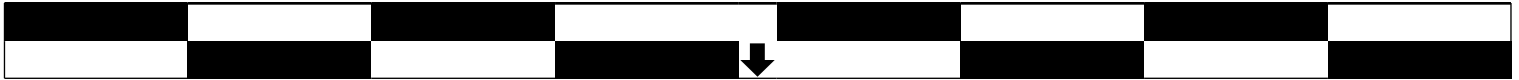




**Circuito del Jarama**  
**División 2**  
**1ª Carrera**  
**Parrilla de Salida**



23	24	José David Bartol Salazar	2:08.101	.12.	1:51.484	Israel De Ana Morales	41	22
21	5	Antonio Castro Ortega	1:49.945	.11.	1:55.962	Mario Alberto Moreno Rojas	20	20
19	34	Eloy Iñigo Varas	1:53.683	.10.	1:53.137	Jose Alberto Vila Sainz	66	18
17	16	Miguel Cadenas Vega	1:53.106	.9.	1:51.608	Jose Ramón Fernández Sánc	31	16
15	26	Borja Hormigos Nicolás	1:49.442	.8.	2:00.382	Isaac Vera Alberruche	50	14
13	25	Javier Caño Hidalgo	1:58.706	.7.	1:49.624	Iván Hernández González	36	12
11	19	Enrique Hernando Alonso	1:48.032	.6.	1:47.490	Francisco Pérez Sierra	17	10
9	27	Marcos De Diego Bravo	1:47.331	.5.	1:47.070	Moisés Ruiz Medina	22	8
7	13	Luis Ruiz Moya	1:48.819	.4.	1:47.969	Fernando J. Bea Marton	23	6
5	6	Francisco Comendador Rome	1:47.374	.3.	1:45.244	Jorge Otero Agreda	38	4
3	15	Carlos Esteban García	1:44.024	.2.	1:46.911	Juan Francisco Gastañaga M	33	2
1	8	Luis García García	1:45.954	.1.				



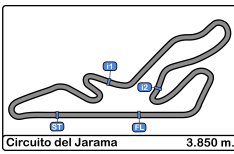
**Pole**

Publicada a las:.....

**Comisarios Deportivos:**

**Cronometrador:**





# Circuito del Jarama

## División 2

### 1ª Carrera

#### Resultados Provisionales



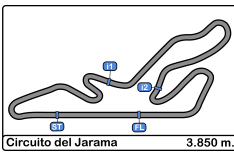
Cls	Nº	Concursante	Piloto 1	Piloto 2	Vehiculo	Cat	Cl	Vtas.	Tiempo	Dif 1º	Intervalo	Km/h	V.R.	Tiempo	Km/h
1	15	A.D. DESGUACES LA TORR	Carlos Esteban García		SEAT LEON MK 2	5	1	10	<b>17:56.385</b>			128.7	3	1:45.167	131.7
2	19	A.D. DESGUACES LA TORR	Enrique Hernando Alonso		RENAULT CLIO CUP IV	4	1	10	<b>18:01.374</b>	4.989	4.989	128.1	6	1:46.732	129.8
3	23	C.D.E. ULTIMA VUELTA	Fernando J. Bea Marton		SEAT LEON MK 2	5	2	10	<b>18:03.997</b>	7.612	2.623	127.8	3	1:46.124	130.6
4	6	C.D.E. DEYSCOM SPORT	Francisco Comendador Romero		SUBARU WRX Sti	5	3	10	<b>18:04.870</b>	8.485	0.873	127.7	9	1:46.225	130.4
5	22	SMC JUNIOR MOTORSPOR	<b>Moisés Ruiz Medina</b>	Sergio Morera Hernandez	PEUGEOT RCZ Racing Cup	4	2	10	<b>18:09.651</b>	13.266	4.781	127.1	6	1:47.135	129.3
6	8	A.D. DESGUACES LA TORR	Luis García García		CUPRA TCR	6A	1	10	<b>18:09.858</b>	13.473	0.207	127.1	7	1:45.498	131.3
7	27	SMC JUNIOR MOTORSPOR	Marcos De Diego Bravo		RENAULT CLIO CUP IV	4	3	10	<b>18:16.110</b>	19.725	6.252	126.4	3	1:47.088	129.4
8	38	JORGE OTERO AGREDA	Jorge Otero Agreda		SEAT LEON MK 2	5	4	10	<b>18:21.311</b>	24.926	5.201	125.8	5	1:46.794	129.7
9	17	C.D.E. ULTIMA VUELTA	Francisco Pérez Sierra		PEUGEOT 207 EVO	4	4	10	<b>18:24.972</b>	28.587	3.661	125.4	3	1:47.453	128.9
10	5	EFICAR TEAM	Antonio Castro Ortega		PORSCHE 968 Turbo	CL	1	10	<b>18:28.102</b>	31.717	3.130	125.0	3	1:47.271	129.2
11	33	A.D. DESGUACES LA TORR	Juan Francisco Gastañaga		SEAT LEON MK 2	6A	2	10	<b>18:28.634</b>	32.249	0.532	125.0	4	1:48.062	128.2
12	13	C.D.E. ULTIMA VUELTA	Luis Ruiz Moya		SEAT LEON MK 2	5	5	10	<b>18:35.263</b>	38.878	6.629	124.2	2	1:47.982	128.3
13	36	CHEFO SPORT	Iván Hernández González	Jr	RENAULT CLIO CUP IV	4	5	10	<b>18:35.434</b>	39.049	0.171	124.2	4	1:49.738	126.3
14	26	RACE	Borja Hormigos Nicolás		MINI Challenge	3	1	10	<b>18:51.334</b>	54.949	15.900	122.5	5	1:50.827	125.0
15	41	ISRAEL DE ANA MORALES	Israel De Ana Morales		PORSCHE 928	CL	2	10	<b>18:59.405</b>	1:03.020	8.071	121.6	3	1:51.920	123.8
16	31	PARADINAS MOTORSPORT	Jose Ramón Fernández Sánchez		PEUGEOT 207 LW THP	3	2	10	<b>19:00.146</b>	1:03.761	0.741	121.5	7	1:52.080	123.6
17	16	SMC JUNIOR MOTORSPOR	Miguel Cadenas Vega		RENAULT CLIO CUP III	3	3	10	<b>19:01.971</b>	1:05.586	1.825	121.3	8	1:51.822	123.9
18	20	SMC JUNIOR MOTORSPOR	Mario Alberto Moreno Rojas		RENAULT CLIO CUP III	3	4	10	<b>19:34.625</b>	1:38.240	32.654	117.9	4	1:54.975	120.5
19	24	JOSE D. BARTOL SALAZAR	José David Bartol Salazar		OPEL KADETT 2.0	CL	3	8	<b>17:33.542</b>	2 Vtas	2 Vtas	105.2	5	2:05.527	110.4
20	21	RACE	Jose M. De Los Milagros		SUBARU WRX Sti	5	6	8	<b>18:53.834</b>	2 Vtas	1:20.292	97.7	8	1:48.256	128.0
<b>No clasificados: (Requerimientos: 75% del número de vueltas del líder = 8 Vueltas)</b>															
	34	RACE	Eloy Iñigo Varas		PEUGEOT 207 LW THP	3	5	3	<b>12:19.993</b>	7 Vtas	5 Vtas	56.1	1	2:15.685	102.1
	66	C.D.E. ULTIMA VUELTA	Jose Alberto Vila Sainz	Jr	PEUGEOT 207 LW THP	3	6	2	<b>4:06.270</b>	8 Vtas	1 Vta	112.5	2	1:57.532	117.9
	25	C.D.E. ULTIMA VUELTA	Javier Caño Hidalgo		RENAULT CLIO CUP IV	4	6								
	50	RACE	Isaac Vera Alberruche		TOYOTA GT 86 -CET	4	7								

Vuelta Rápida Carlos Esteban García en 1:45.167 a 131.8 Km/h en la vuelta 3

Publicado a las:.....

<b>Comisarios Deportivos:</b>	<b>Director de Carrera:</b>	<b>Cronometrador:</b>
-------------------------------	-----------------------------	-----------------------





# Circuito del Jarama

División 2

1ª Carrera

## Resultados Provisionales por categoría



Cls	Nº	Concursante	Piloto 1	Piloto 2	Vehiculo	Cat	Cl	Vtas.	Tiempo	Dif 1º	Intervalo	Km/h	V.R.	Tiempo	Km/h
<b>5</b>															
1	15	A.D. DESGUACES LA TORR	Carlos Esteban García		SEAT LEON MK 2	5	1	10	17:56.385			128.7	3	1:45.167	131.7
2	23	C.D.E. ULTIMA VUELTA	Fernando J. Bea Marton		SEAT LEON MK 2	5	2	10	18:03.997	7.612	7.612	127.8	3	1:46.124	130.6
3	6	C.D.E. DEYSCOM SPORT	Francisco Comendador Romero		SUBARU WRX Sti	5	3	10	18:04.870	8.485	0.873	127.7	9	1:46.225	130.4
4	38	JORGE OTERO AGREDA	Jorge Otero Agreda		SEAT LEON MK 2	5	4	10	18:21.311	24.926	16.441	125.8	5	1:46.794	129.7
5	13	C.D.E. ULTIMA VUELTA	Luis Ruiz Moya		SEAT LEON MK 2	5	5	10	18:35.263	38.878	13.952	124.2	2	1:47.982	128.3
6	21	RACE	Jose M. De Los Milagros		SUBARU WRX Sti	5	6	8	18:53.834	2 Vtas	2 Vtas	97.7	8	1:48.256	128.0
<b>4</b>															
1	19	A.D. DESGUACES LA TORR	Enrique Hernando Alonso		RENAULT CLIO CUP IV	4	1	10	18:01.374			128.1	6	1:46.732	129.8
2	22	SMC JUNIOR MOTORSPOR	<b>Moisés Ruiz Medina</b>	Sergio Morera Hernandez	PEUGEOT RCZ Racing Cup	4	2	10	18:09.651	13.266	8.277	127.1	6	1:47.135	129.3
3	27	SMC JUNIOR MOTORSPOR	Marcos De Diego Bravo		RENAULT CLIO CUP IV	4	3	10	18:16.110	19.725	6.459	126.4	3	1:47.088	129.4
4	17	C.D.E. ULTIMA VUELTA	Francisco Pérez Sierra		PEUGEOT 207 EVO	4	4	10	18:24.972	28.587	8.862	125.4	3	1:47.453	128.9
5	36	CHEFO SPORT	Iván Hernández González	Jr	RENAULT CLIO CUP IV	4	5	10	18:35.434	39.049	10.462	124.2	4	1:49.738	126.3
<b>No clasificados: (Requerimientos: 75% del número de vueltas del lider = 8 Vueltas)</b>															
25		C.D.E. ULTIMA VUELTA	Javier Caño Hidalgo		RENAULT CLIO CUP IV	4	6								
50		RACE	Isaac Vera Alberruche		TOYOTA GT 86 -CET	4	7								
<b>6A</b>															
1	8	A.D. DESGUACES LA TORR	Luis García García		CUPRA TCR	6A	1	10	18:09.858			127.1	7	1:45.498	131.3
2	33	A.D. DESGUACES LA TORR	Juan Francisco Gastañaga		SEAT LEON MK 2	6A	2	10	18:28.634	32.249	18.776	125.0	4	1:48.062	128.2
<b>CL</b>															
1	5	EFICAR TEAM	Antonio Castro Ortega		PORSCHE 968 Turbo	CL	1	10	18:28.102			125.0	3	1:47.271	129.2
2	41	ISRAEL DE ANA MORALES	Israel De Ana Morales		PORSCHE 928	CL	2	10	18:59.405	1:03.020	31.303	121.6	3	1:51.920	123.8
3	24	JOSE D. BARTOL SALAZAR	José David Bartol Salazar		OPEL KADETT 2.0	CL	3	8	17:33.542	2 Vtas	2 Vtas	105.2	5	2:05.527	110.4
<b>3</b>															
1	26	RACE	Borja Hormigos Nicolás		MINI Challenge	3	1	10	18:51.334			122.5	5	1:50.827	125.0
2	31	PARADINAS MOTORSPORT	Jose Ramón Fernández Sánchez		PEUGEOT 207 LW THP	3	2	10	19:00.146	1:03.761	8.812	121.5	7	1:52.080	123.6
3	16	SMC JUNIOR MOTORSPOR	Miguel Cadenas Vega		RENAULT CLIO CUP III	3	3	10	19:01.971	1:05.586	1.825	121.3	8	1:51.822	123.9
4	20	SMC JUNIOR MOTORSPOR	Mario Alberto Moreno Rojas		RENAULT CLIO CUP III	3	4	10	19:34.625	1:38.240	32.654	117.9	4	1:54.975	120.5
<b>No clasificados: (Requerimientos: 75% del número de vueltas del lider = 8 Vueltas)</b>															
34		RACE	Eloy Iñigo Varas		PEUGEOT 207 LW THP	3	5	3	12:19.993	7 Vtas	7 Vtas	56.1	1	2:15.685	102.1
66		C.D.E. ULTIMA VUELTA	Jose Alberto Vila Sainz	Jr	PEUGEOT 207 LW THP	3	6	2	4:06.270	8 Vtas	1 Vta	112.5	2	1:57.532	117.9

Vuelta Rápida Carlos Esteban García en 1:45.167 a 131.8 Km/h en la vuelta 3

Publicado a las:.....

<b>Comisarios Deportivos:</b>	<b>Director de Carrera:</b>	<b>Cronometrador:</b>
-------------------------------	-----------------------------	-----------------------





Circuito del Jarama

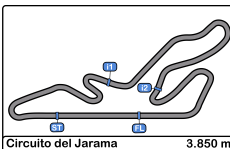
División 2

1ª Carrera

Clasificación Provisional por Vuelta Rápida de Piloto



Clas	Nº	Concursante	Vehiculo	Piloto	Cat	Clas	Vtas.	V.R	Tiempo	Dif 1º	Intervalo	Km/h
1	15	A.D. DESGUACES LA TORRE	SEAT LEON MK 2	Carlos Esteban García	5	1	10	3	<b>1:45.167</b>			131.7
2	8	A.D. DESGUACES LA TORRE	CUPRA TCR	Luis García García	6A	1	10	7	<b>1:45.498</b>	0.331	0.331	131.3
3	23	C.D.E. ULTIMA VUELTA	SEAT LEON MK 2	Fernando J. Bea Marton	5	2	10	3	<b>1:46.124</b>	0.957	0.626	130.6
4	6	C.D.E. DEYSCOM SPORT	SUBARU WRX Sti	Francisco Comendador Romero	5	3	10	9	<b>1:46.225</b>	1.058	0.101	130.4
5	19	A.D. DESGUACES LA TORRE	RENAULT CLIO CUP IV	Enrique Hernando Alonso	4	1	10	6	<b>1:46.732</b>	1.565	0.507	129.8
6	38	JORGE OTERO AGREDA	SEAT LEON MK 2	Jorge Otero Agreda	5	4	10	5	<b>1:46.794</b>	1.627	0.062	129.7
7	27	SMC JUNIOR MOTORSPORT	RENAULT CLIO CUP IV	Marcos De Diego Bravo	4	2	10	3	<b>1:47.088</b>	1.921	0.294	129.4
8	22	SMC JUNIOR MOTORSPORT	PEUGEOT RCZ Racing Cup	Moisés Ruiz Medina	4	3	10	6	<b>1:47.135</b>	1.968	0.047	129.3
9	5	EFICAR TEAM	PORSCHE 968 Turbo	Antonio Castro Ortega	CL	1	10	3	<b>1:47.271</b>	2.104	0.136	129.2
10	17	C.D.E. ULTIMA VUELTA	PEUGEOT 207 EVO	Francisco Pérez Sierra	4	4	10	3	<b>1:47.453</b>	2.286	0.182	128.9
11	13	C.D.E. ULTIMA VUELTA	SEAT LEON MK 2	Luis Ruiz Moya	5	5	10	2	<b>1:47.982</b>	2.815	0.529	128.3
12	33	A.D. DESGUACES LA TORRE	SEAT LEON MK 2	Juan Francisco Gastañaga Martín	6A	2	10	4	<b>1:48.062</b>	2.895	0.080	128.2
13	21	RACE	SUBARU WRX Sti	Jose M. De Los Milagros	5	6	8	8	<b>1:48.256</b>	3.089	0.194	128.0
14	36	CHEFO SPORT	RENAULT CLIO CUP IV	Iván Hernández González	4	5	10	4	<b>1:49.738</b>	4.571	1.482	126.3
15	26	RACE	MINI Challenge	Borja Hormigos Nicolás	3	1	10	5	<b>1:50.827</b>	5.660	1.089	125.0
16	16	SMC JUNIOR MOTORSPORT	RENAULT CLIO CUP III	Miguel Cadenas Vega	3	2	10	8	<b>1:51.822</b>	6.655	0.995	123.9
17	41	ISRAEL DE ANA MORALES	PORSCHE 928	Israel De Ana Morales	CL	2	10	3	<b>1:51.920</b>	6.753	0.098	123.8
18	31	PARADINAS MOTORSPORT	PEUGEOT 207 LW THP	Jose Ramón Fernández Sánchez	3	3	10	7	<b>1:52.080</b>	6.913	0.160	123.6
19	20	SMC JUNIOR MOTORSPORT	RENAULT CLIO CUP III	Mario Alberto Moreno Rojas	3	4	10	4	<b>1:54.975</b>	9.808	2.895	120.5
20	66	C.D.E. ULTIMA VUELTA	PEUGEOT 207 LW THP	Jose Alberto Vila Sainz	3	5	2	2	<b>1:57.532</b>	12.365	2.557	117.9
21	24	JOSE D. BARTOL SALAZAR	OPEL KADETT 2.0	José David Bartol Salazar	CL	3	8	5	<b>2:05.527</b>	20.360	7.995	110.4
22	34	RACE	PEUGEOT 207 LW THP	Eloy Iñigo Varas	3	6	3	1	<b>2:15.685</b>	30.518	10.158	102.1



## Circuito del Jarama

División 2

1ª Carrera

Distancia y Velocidad Media



Cls	Nº	Concursante	Piloto 1	Piloto 2	Vehiculo	Cat	Cls	Vtas.	Distancia	Tiempo	Km/h
1	15	A.D. DESGUACES LA TORR	Carlos Esteban García		SEAT LEON MK 2	5	1	10	38.50	17:56.385	128.7
2	19	A.D. DESGUACES LA TORR	Enrique Hernando Alonso		RENAULT CLIO CUP IV	4	1	10	38.50	18:01.374	128.1
3	23	C.D.E. ULTIMA VUELTA	Fernando J. Bea Marton		SEAT LEON MK 2	5	2	10	38.50	18:03.997	127.8
4	6	C.D.E. DEYSCOM SPORT	Francisco Comendador Rome		SUBARU WRX Sti	5	3	10	38.50	18:04.870	127.7
5	22	SMC JUNIOR MOTORSPORT	<b>Moisés Ruiz Medina</b>	Sergio Morera Hernandez	PEUGEOT RCZ Racing Cup	4	2	10	38.50	18:09.651	127.1
6	8	A.D. DESGUACES LA TORR	Luis García García		CUPRA TCR	6A	1	10	38.50	18:09.858	127.1
7	27	SMC JUNIOR MOTORSPORT	Marcos De Diego Bravo		RENAULT CLIO CUP IV	4	3	10	38.50	18:16.110	126.4
8	38	JORGE OTERO AGREDA	Jorge Otero Agreda		SEAT LEON MK 2	5	4	10	38.50	18:21.311	125.8
9	17	C.D.E. ULTIMA VUELTA	Francisco Pérez Sierra		PEUGEOT 207 EVO	4	4	10	38.50	18:24.972	125.4
10	5	EFICAR TEAM	Antonio Castro Ortega		PORSCHE 968 Turbo	CL	1	10	38.50	18:28.102	125.0
11	33	A.D. DESGUACES LA TORR	Juan Francisco Gastañaga Ma		SEAT LEON MK 2	6A	2	10	38.50	18:28.634	125.0
12	13	C.D.E. ULTIMA VUELTA	Luis Ruiz Moya		SEAT LEON MK 2	5	5	10	38.50	18:35.263	124.2
13	36	CHEFO SPORT	Iván Hernández González	Jr	RENAULT CLIO CUP IV	4	5	10	38.50	18:35.434	124.2
14	26	RACE	Borja Hormigos Nicolás		MINI Challenge	3	1	10	38.50	18:51.334	122.5
15	41	ISRAEL DE ANA MORALES	Israel De Ana Morales		PORSCHE 928	CL	2	10	38.50	18:59.405	121.6
16	31	PARADINAS MOTORSPORT	Jose Ramón Fernández Sánc		PEUGEOT 207 LW THP	3	2	10	38.50	19:00.146	121.5
17	16	SMC JUNIOR MOTORSPORT	Miguel Cadenas Vega		RENAULT CLIO CUP III	3	3	10	38.50	19:01.971	121.3
18	20	SMC JUNIOR MOTORSPORT	Mario Alberto Moreno Rojas		RENAULT CLIO CUP III	3	4	10	38.50	19:34.625	117.9
19	24	JOSE D. BARTOL SALAZAR	José David Bartol Salazar		OPEL KADETT 2.0	CL	3	8	30.80	17:33.542	105.2
20	21	RACE	Jose M. De Los Milagros		SUBARU WRX Sti	5	6	8	30.80	18:53.834	97.7
<b>No clasificados: (Requerimientos: 75% del número de vueltas del lider = 8 Vueltas)</b>											
	34	RACE	Eloy Iñigo Varas		PEUGEOT 207 LW THP	3	5	3	11.55	12:19.993	56.1
	66	C.D.E. ULTIMA VUELTA	Jose Alberto Vila Sainz	Jr	PEUGEOT 207 LW THP	3	6	2	07.70	4:06.270	112.5
	25	C.D.E. ULTIMA VUELTA	Javier Caño Hidalgo		RENAULT CLIO CUP IV	4	6				
	50	RACE	Isaac Vera Alberruche		TOYOTA GT 86 -CET	4	7				



# Circuito del Jarama

División 2

1ª Carrera

Tiempos Por Vuelta



**5** 1 Antonio Castro Ortega PORSCHE 968 Turbo **15** 1 Carlos Esteban García SEAT LEON MK 2  
 CL 2 EFICAR TEAM 5 2 A.D. DESGUACES LA TORRE

Vta	D	Tiempo	Sector 1	Sector 2	Sector 3	V.Max	Elapsed	Vta	D	Tiempo	Sector 1	Sector 2	Sector 3	V.Max	Elapsed
1		1:59.912	51.527	37.663	30.722	132.3	1:59.912	1		1:49.755	44.692	35.694	29.369	116.7	1:49.755
2		1:50.895	42.250	37.898	30.747	197.8	3:50.807	2		1:46.690	41.076	36.091	29.523	206.5	3:36.445
3		<b>1:47.271</b>	41.522	<b>35.916</b>	<b>29.833</b>	193.2	5:38.078	3		<b>1:45.167</b>	<b>40.196</b>	<b>35.394</b>	29.577	210.1	5:21.612
4		1:48.107	<b>41.491</b>	36.270	30.346	197.4	7:26.185	4		1:47.012	40.957	36.327	29.728	197.0	7:08.624
5		1:50.149	41.822	37.871	30.456	197.8	9:16.334	5		1:46.028	40.934	35.598	29.496	198.5	8:54.652
6		1:51.534	42.652	37.691	31.191	202.6	11:07.868	6		1:46.697	41.577	35.762	<b>29.358</b>	193.5	10:41.349
7		1:50.760	42.375	37.792	30.593	191.8	12:58.628	7		1:46.038	40.772	35.890	29.376	200.7	12:27.387
8		1:49.848	42.141	37.153	30.554	197.8	14:48.476	8		1:47.633	41.133	36.584	29.916	194.9	14:15.020
9		1:50.082	42.212	36.766	31.104	192.1	16:38.558	9		1:49.086	42.021	36.742	30.323	192.1	16:04.106
10		1:49.544	41.540	37.192	30.812	203.3	18:28.102	10		1:52.279	43.048	37.927	31.304	180.6	17:56.385

**6** 1 Francisco Comendador SUBARU WRX Sti **16** 1 Miguel Cadenas Vega RENAULT CLIO CUP III  
 Romero C.D.E. DEYSCOM SPORT 3 2 SMC JUNIOR MOTORSPORT

Vta	D	Tiempo	Sector 1	Sector 2	Sector 3	V.Max	Elapsed	Vta	D	Tiempo	Sector 1	Sector 2	Sector 3	V.Max	Elapsed
1		1:49.363	42.944	36.225	30.194	124.5	1:49.363	1		2:05.508	53.849	39.291	32.368	119.3	2:05.508
2		1:59.987	51.863	37.659	30.465	207.6	3:49.350	2		1:55.281	43.565	39.056	32.660	195.2	4:00.789
3		1:47.473	41.632	36.262	29.579	189.8	5:36.823	3		1:53.529	43.045	38.580	31.904	195.6	5:54.318
4		1:47.733	42.150	35.721	29.862	199.2	7:24.556	4		1:53.086	43.004	38.568	31.514	196.0	7:47.404
5		1:47.380	40.975	35.843	30.562	202.2	9:11.936	5		1:52.597	43.047	38.127	31.423	194.9	9:40.001
6		1:47.417	41.383	35.783	30.251	190.1	10:59.353	6		1:52.963	43.004	38.272	31.687	194.2	11:32.964
7		1:46.277	41.407	35.530	29.340	208.0	12:45.630	7		1:52.224	42.856	37.899	31.469	193.8	13:25.188
8		1:46.632	<b>40.703</b>	36.276	29.653	206.1	14:32.262	8		<b>1:51.822</b>	42.645	<b>37.772</b>	<b>31.405</b>	195.2	15:17.010
9		<b>1:46.225</b>	40.954	35.984	<b>29.287</b>	211.7	16:18.487	9		1:52.586	42.865	37.941	31.780	191.1	17:09.596
10		1:46.383	41.090	<b>35.509</b>	29.784	201.4	18:04.870	10		1:52.375	<b>42.580</b>	38.320	31.475	194.9	19:01.971

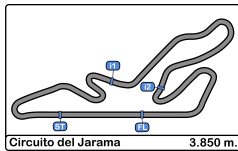
**8** 1 Luis García García CUPRA TCR **17** 1 Francisco Pérez Sierra PEUGEOT 207 EVO  
 6A 2 A.D. DESGUACES LA TORRE 4 2 C.D.E. ULTIMA VUELTA

Vta	D	Tiempo	Sector 1	Sector 2	Sector 3	V.Max	Elapsed	Vta	D	Tiempo	Sector 1	Sector 2	Sector 3	V.Max	Elapsed
1		2:10.668	1:02.821	37.801	30.046	115.6	2:10.668	1		1:56.507	48.963	37.292	30.252	130.1	1:56.507
2		1:47.519	42.262	35.839	29.418	178.5	3:58.187	2		1:49.289	42.833	36.450	30.006	205.3	3:45.796
3		1:47.574	41.193	36.843	29.538	196.3	5:45.761	3		<b>1:47.453</b>	41.466	36.227	<b>29.760</b>	204.5	5:33.249
4		1:46.067	<b>40.521</b>	35.340	30.206	199.6	7:31.828	4		1:48.135	<b>41.100</b>	36.276	30.759	205.3	7:21.384
5		1:45.879	40.529	<b>35.122</b>	30.228	194.9	9:17.707	5		1:48.975	42.130	36.662	30.183	198.1	9:10.359
6		1:45.892	41.167	35.235	29.490	208.0	11:03.599	6		1:48.981	41.425	<b>36.147</b>	31.409	201.4	10:59.340
7		<b>1:45.498</b>	40.926	35.177	<b>29.395</b>	209.3	12:49.097	7		1:48.769	41.991	36.690	30.088	191.8	12:48.109
8		1:46.874	41.171	35.660	30.043	206.8	14:35.971	8		1:57.887	48.968	38.147	30.772	206.8	14:45.996
9		1:46.915	42.022	35.247	29.646	194.2	16:22.886	9		1:49.674	42.205	37.046	30.423	187.5	16:35.670
10		1:46.972	41.032	35.732	30.208	213.4	18:09.858	10		1:49.302	41.837	36.778	30.687	192.5	18:24.972

**13** 1 Luis Ruiz Moya SEAT LEON MK 2 **19** 1 Enrique Hernando Alonso RENAULT CLIO CUP IV  
 5 2 C.D.E. ULTIMA VUELTA 4 2 A.D. DESGUACES LA TORRE

Vta	D	Tiempo	Sector 1	Sector 2	Sector 3	V.Max	Elapsed	Vta	D	Tiempo	Sector 1	Sector 2	Sector 3	V.Max	Elapsed
1		1:53.964	46.625	35.964	31.375	135.0	1:53.964	1		1:54.564	47.667	36.443	30.454	134.3	1:54.564
2		<b>1:47.982</b>	<b>41.704</b>	<b>35.426</b>	30.852	207.2	3:41.946	2		1:47.737	41.688	35.708	30.341	211.7	3:42.301
3		1:49.433	42.712	36.471	<b>30.250</b>	209.7	5:31.379	3		1:47.580	41.908	<b>35.488</b>	30.184	211.7	5:29.881
4		1:49.014	42.120	36.030	30.864	203.7	7:20.393	4		1:47.104	41.279	35.910	<b>29.915</b>	209.7	7:16.985
5		1:52.135	42.789	36.800	32.546	208.4	9:12.528	5		1:47.091	41.261	35.840	29.990	210.1	9:04.076
6		1:50.303	43.236	35.929	31.138	184.9	11:02.831	6		<b>1:46.732</b>	41.212	35.574	29.946	210.1	10:50.808
7		1:52.081	43.951	36.572	31.558	205.3	12:54.912	7		1:47.982	41.537	35.849	30.596	213.0	12:38.790
8		1:51.673	42.867	37.773	31.033	198.8	14:46.585	8		1:47.804	41.764	35.655	30.385	211.7	14:26.594
9		1:58.360	49.525	37.622	31.213	222.2	16:44.945	9		1:47.638	41.733	35.807	30.098	210.9	16:14.232
10		1:50.318	42.351	36.672	31.295	207.6	18:35.263	10		1:47.142	<b>41.130</b>	35.918	30.094	210.1	18:01.374





# Circuito del Jarama

## División 2

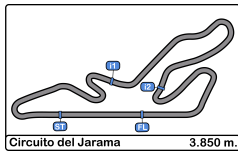
### 1ª Carrera

#### Tiempos Por Vuelta



20							24									
3			1 Mario Alberto Moreno Rojas				RENAULT CLIO CUP III			1 José David Bartol Salazar			OPEL KADETT 2.0			
2			SMC JUNIOR MOTORSPORT				CL			2			JOSE D. BARTOL SALAZAR			
Vta	D	Tiempo	Sector 1	Sector 2	Sector 3	V.Max	Elapsed	Vta	D	Tiempo	Sector 1	Sector 2	Sector 3	V.Max	Elapsed	
1		2:08.516	55.603	39.916	32.997	121.8	2:08.516	1		2:15.496	57.576	42.574	35.346	117.7	2:15.496	
2		1:57.843	46.210	39.289	32.344	176.1	4:06.359	2		2:06.675	48.687	42.359	35.629	185.5	4:22.171	
3		1:57.304	45.280	39.336	32.688	183.9	6:03.663	3		2:06.213	48.795	42.701	34.717	180.6	6:28.384	
4		1:54.975	43.709	38.555	32.711	192.5	7:58.638	4		2:06.249	48.270	41.746	36.233	183.6	8:34.633	
5		1:56.794	43.969	39.891	32.934	189.8	9:55.432	5		2:05.527	48.241	41.934	35.352	178.8	10:40.160	
6		1:55.975	43.959	39.109	32.907	190.1	11:51.407	6		2:27.427	1:07.017	44.124	36.286	180.9	13:07.587	
7		1:56.125	44.110	39.646	32.369	189.8	13:47.532	7		2:08.895	48.747	42.289	37.859	175.0	15:16.482	
8		1:55.125	44.178	38.387	32.560	185.2	15:42.657	8		2:17.060	49.272	47.283	40.505	174.7	17:33.542	
9		1:55.541	44.243	38.853	32.445	189.1	17:38.198	9			51.907	52.489		158.1		
10		1:56.427	44.303	39.227	32.897	191.4	19:34.625	10								
21							26									
5			1 Jose M. De Los Milagros				SUBARU WRX Sti			3			1 Borja Hormigos Nicolás			
2			RACE				RACE			2			MINI Challenge			
Vta	D	Tiempo	Sector 1	Sector 2	Sector 3	V.Max	Elapsed	Vta	D	Tiempo	Sector 1	Sector 2	Sector 3	V.Max	Elapsed	
1		1:57.535	49.685	37.753	30.097	153.4	1:57.535	1		1:59.258	49.453	38.553	31.252	137.2	1:59.258	
2		1:55.005	44.696	39.000	31.309	191.4	3:52.540	2		1:53.768	44.608	37.979	31.181	175.3	3:53.026	
3		1:55.119	45.621	37.541	31.957	170.8	5:47.659	3		1:51.140	43.037	37.440	30.663	183.9	5:44.166	
4		1:51.176	44.380	35.855	30.941	172.8	7:38.835	4		1:52.017	43.654	37.474	30.889	198.5	7:36.183	
5		1:48.380	41.737	36.198	30.445	201.8	9:27.215	5		1:50.827	42.616	37.304	30.907	195.6	9:27.010	
6		2:15.000 P	44.991	46.424	43.585	203.7	11:42.215	6		1:51.720	42.806	37.817	31.097	203.0	11:18.730	
7		5:23.363	4:15.607	37.295	30.461	100.9	17:05.578	7		1:52.161	43.393	37.787	30.981	193.8	13:10.891	
8		1:48.256	41.548	36.308	30.400	207.2	18:53.834	8		1:53.732	43.731	38.415	31.586	197.8	15:04.623	
9								9		1:53.595	43.943	38.153	31.499	185.2	16:58.218	
10								10		1:53.116	43.586	37.989	31.541	197.0	18:51.334	
22							27									
4			1 Moisés Ruiz Medina				PEUGEOT RCZ Racing Cup			4			1 Marcos De Diego Bravo			
2			Sergio Morera Hernandez				SMC JUNIOR MOTORSPORT			2			RENAULT CLIO CUP IV			
Vta	D	Tiempo	Sector 1	Sector 2	Sector 3	V.Max	Elapsed	Vta	D	Tiempo	Sector 1	Sector 2	Sector 3	V.Max	Elapsed	
1	1	1:52.152	45.496	36.450	30.206	130.5	1:52.152	1		1:58.061			1:58.061		1:58.061	
2	1	1:47.800	41.576	35.947	30.277	212.1	3:39.952	2		1:50.827			3:48.888		3:48.888	
3	1	1:48.314	41.765	35.667	30.882	207.6	5:28.266	3		1:47.088			5:35.976		5:35.976	
4	1	1:47.740	41.744	35.895	30.101	201.4	7:16.006	4		1:47.410			7:23.386		7:23.386	
5	1	1:47.181	41.452	35.632	30.097	213.4	9:03.187	5		1:48.066			9:11.452		9:11.452	
6	1	1:47.135	41.210	35.658	30.267	213.0	10:50.322	6		1:47.553			10:59.005		10:59.005	
7	1	1:48.074	41.854	35.682	30.538	208.4	12:38.396	7		1:48.597			12:47.602		12:47.602	
8	1	1:47.815	41.871	35.645	30.299	210.5	14:26.211	8		1:48.182			14:35.784		14:35.784	
9	1	1:47.764	41.777	35.713	30.274	210.5	16:13.975	9		1:49.651			16:25.435		16:25.435	
10	1	1:55.676	48.522	36.529	30.625	211.7	18:09.651	10		1:50.675			18:16.110		18:16.110	
23							31									
5			1 Fernando J. Bea Marton				SEAT LEON MK 2			3			1 Jose Ramón Fernández Sánchez			
2			C.D.E. ULTIMA VUELTA				C.D.E. ULTIMA VUELTA			2			PEUGEOT 207 LW THP			
Vta	D	Tiempo	Sector 1	Sector 2	Sector 3	V.Max	Elapsed	Vta	D	Tiempo	Sector 1	Sector 2	Sector 3	V.Max	Elapsed	
1		1:56.193	48.527	37.209	30.457	131.8	1:56.193	1		2:02.297	52.256	38.853	31.188	128.5	2:02.297	
2		1:51.464	44.845	36.318	30.301	193.2	3:47.657	2		1:53.191	43.944	37.798	31.449	165.6	3:55.488	
3		1:46.124	40.703	36.061	29.360	202.2	5:33.781	3		1:53.904	44.121	38.502	31.281	176.1	5:49.392	
4		1:47.799	41.314	36.035	30.450	204.9	7:21.580	4		1:53.519	44.496	37.695	31.328	168.7	7:42.911	
5		1:46.967	41.181	36.174	29.612	208.4	9:08.547	5		1:52.752	43.642	37.608	31.502	180.0	9:35.663	
6		1:47.271	41.523	35.917	29.831	200.3	10:55.818	6		1:53.770	43.574	38.691	31.505	173.9	11:29.433	
7		1:47.796	41.730	36.247	29.819	204.5	12:43.614	7		1:52.080	43.256	37.471	31.353	182.1	13:21.513	
8		1:46.549	40.894	35.988	29.667	209.3	14:30.163	8		1:53.247	43.543	37.985	31.719	187.1	15:14.760	
9		1:46.753	41.122	35.861	29.770	213.4	16:16.916	9		1:52.793	43.770	37.908	31.115	171.7	17:07.553	
10		1:47.081	41.060	36.208	29.813	210.1	18:03.997	10		1:52.593	43.395	37.817	31.381	182.7	19:00.146	





# Circuito del Jarama

## División 2

### 1ª Carrera

#### Tiempos Por Vuelta



<b>33</b>	1	Juan Francisco Gastañaga Martínez	SEAT LEON MK 2	<b>41</b>	1	Israel De Ana Morales	PORSCHE 928
6A	2	A.D. DESGUACES LA TORRE	CL	2	ISRAEL DE ANA MORALES		

Vta	D	Tiempo	Sector 1	Sector 2	Sector 3	V.Max	Elapsed	Vta	D	Tiempo	Sector 1	Sector 2	Sector 3	V.Max	Elapsed
1		1:55.817	48.094	37.215	30.508	119.8	1:55.817	1		2:00.884	51.740	38.123	31.021	135.1	2:00.884
2		1:54.715	45.576	38.264	30.875	182.7	3:50.532	2		1:52.779	43.716	37.803	31.260	187.8	3:53.663
3		1:49.472	42.571	36.760	30.141	183.6	5:40.004	3		1:51.920	43.400	37.438	31.082	186.5	5:45.583
4		1:48.062	41.419	36.434	30.209	198.8	7:28.066	4		1:53.282	43.484	37.421	32.377	188.8	7:38.865
5		1:49.530	42.070	36.658	30.802	201.4	9:17.596	5		1:53.970	43.862	38.432	31.676	182.7	9:32.835
6		1:51.067	42.649	37.281	31.137	177.3	11:08.663	6		1:53.768	43.412	38.655	31.701	199.2	11:26.603
7		1:50.754	42.272	37.785	30.697	192.5	12:59.417	7		1:53.529	43.501	38.044	31.984	195.6	13:20.132
8		1:50.083	42.121	37.262	30.700	191.8	14:49.500	8		1:52.866	43.392	37.564	31.910	200.7	15:12.998
9		1:49.618	42.304	36.813	30.501	191.1	16:39.118	9		1:53.953	44.287	38.377	31.289	178.8	17:06.951
10		1:49.516	41.801	37.099	30.616	195.2	18:28.634	10		1:52.454	42.938	37.881	31.635	200.0	18:59.405

<b>34</b>	1	Eloy Iñigo Varas	PEUGEOT 207 LW THP	<b>66</b>	1	Jose Alberto Vila Sainz	PEUGEOT 207 LW THP
3	2	RACE	3	2	C.D.E. ULTIMA VUELTA		

Vta	D	Tiempo	Sector 1	Sector 2	Sector 3	V.Max	Elapsed	Vta	D	Tiempo	Sector 1	Sector 2	Sector 3	V.Max	Elapsed
1		2:15.685	1:02.317	41.227	32.141	89.8	2:15.685	1		2:08.738	58.622	38.804	31.312	94.7	2:08.738
2		2:43.460 P	52.375	1:00.568	50.517	191.1	4:59.145	2		1:57.532	46.568	39.275	31.689	171.1	4:06.270
3		7:20.848 P	5:44.921	46.350	49.577	85.2	12:19.993	3			57.538			177.9	
4			5:39.481	47.657		73.3									

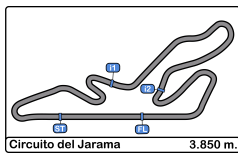
<b>36</b>	1	Iván Hernández González	RENAULT CLIO CUP IV
4	2	CHEFO SPORT	

Vta	D	Tiempo	Sector 1	Sector 2	Sector 3	V.Max	Elapsed
1		1:59.566	49.921	38.793	30.852	129.3	1:59.566
2		1:52.506	43.217	37.877	31.412	182.7	3:52.072
3		1:49.863	41.982	36.528	31.353	194.5	5:41.935
4		1:49.738	41.970	36.960	30.808	195.2	7:31.673
5		1:50.502	42.487	37.341	30.674	184.9	9:22.175
6		1:51.126	43.161	37.434	30.531	182.1	11:13.301
7		1:50.376	42.521	37.289	30.566	190.1	13:03.677
8		1:49.945	42.418	37.092	30.435	190.1	14:53.622
9		1:51.874	42.906	37.651	31.317	190.4	16:45.496
10		1:49.938	42.259	36.973	30.706	202.2	18:35.434

<b>38</b>	1	Jorge Otero Agreda	SEAT LEON MK 2
5	2	JORGE OTERO AGREDA	

Vta	D	Tiempo	Sector 1	Sector 2	Sector 3	V.Max	Elapsed
1		1:52.864	47.132	35.711	30.021	126.1	1:52.864
2		1:47.376	41.364	35.676	30.336	216.4	3:40.240
3		1:47.709	41.683	35.798	30.228	207.6	5:27.949
4		1:46.807	41.064	35.653	30.090	208.8	7:14.756
5		1:46.794	41.016	35.539	30.239	210.1	9:01.550
6		1:47.239	41.307	35.432	30.500	210.1	10:48.789
7		1:54.243	44.339	38.059	31.845	189.8	12:43.032
8		1:51.658	43.032	37.401	31.225	193.8	14:34.690
9		1:53.181	43.268	38.127	31.786	195.6	16:27.871
10		1:53.440	43.371	37.750	32.319	193.8	18:21.311





# Circuito del Jarama

## División 2

### 1ª Carrera

#### Análisis



Num	Tiempo Vta.	Dif. 1º
-----	-------------	---------

#### Vta 1

6	1:49.363	
15	1:49.755	00.392
22	1:52.152	02.789
38	1:52.864	03.501
13	1:53.964	04.601
19	1:54.564	05.201
33	1:55.817	06.454
23	1:56.193	06.830
17	1:56.507	07.144
21	1:57.535	08.172
27	1:58.061	08.698
26	1:59.258	09.895
36	1:59.566	10.203
5	1:59.912	10.549
41	2:00.884	11.521
31	2:02.297	12.934
16	2:05.508	16.145
20	2:08.516	19.153
66	2:08.738	19.375
8	2:10.668	21.305
24	2:15.496	26.133
34	2:15.685	26.322
Num	Tiempo Vta.	Dif. 1º

#### Vta 2

15	1:46.690	
22	1:47.800	03.507
38	1:47.376	03.795
13	1:47.982	05.501
19	1:47.737	05.856
17	1:49.289	09.351
23	1:51.464	11.212
27	1:50.827	12.443
6	1:59.987	12.905
33	1:54.715	14.087
5	1:50.895	14.362
36	1:52.506	15.627
21	1:55.005	16.095
26	1:53.768	16.581
41	1:52.779	17.218

31	1:53.191	19.043
8	1:47.519	21.742
16	1:55.281	24.344
66	1:57.532	29.825
20	1:57.843	29.914
24	2:06.675	45.726
34	2:43.460	1:22.700
Num	Tiempo Vta.	Dif. 1º

#### Vta 3

15	1:45.167	
38	1:47.709	06.337
22	1:48.314	06.654
19	1:47.580	08.269
13	1:49.433	09.767
17	1:47.453	11.637
23	1:46.124	12.169
27	1:47.088	14.364
6	1:47.473	15.211
5	1:47.271	16.466
33	1:49.472	18.392
36	1:49.863	20.323
26	1:51.140	22.554
41	1:51.920	23.971
8	1:47.574	24.149
21	1:55.119	26.047
31	1:53.904	27.780
16	1:53.529	32.706
20	1:57.304	42.051
24	2:06.213	1:06.772
Num	Tiempo Vta.	Dif. 1º

#### Vta 4

15	1:47.012	
38	1:46.807	06.132
22	1:47.740	07.382
19	1:47.104	08.361
13	1:49.014	11.769
17	1:48.135	12.760
23	1:47.799	12.956
27	1:47.410	14.762
6	1:47.733	15.932
5	1:48.107	17.561

33	1:48.062	19.442
36	1:49.738	23.049
8	1:46.067	23.204
26	1:52.017	27.559
21	1:51.176	30.211
41	1:53.282	30.241
31	1:53.519	34.287
16	1:53.086	38.780
20	1:54.975	50.014
24	2:06.249	1:26.009
Num	Tiempo Vta.	Dif. 1º

#### Vta 5

15	1:46.028	
38	1:46.794	06.898
22	1:47.181	08.535
19	1:47.091	09.424
23	1:46.967	13.895
17	1:48.975	15.707
27	1:48.066	16.800
6	1:47.380	17.284
13	1:52.135	17.876
5	1:50.149	21.682
33	1:49.530	22.944
8	1:45.879	23.055
36	1:50.502	27.523
26	1:50.827	32.358
21	1:48.380	32.563
41	1:53.970	38.183
31	1:52.752	41.011
16	1:52.597	45.349
20	1:56.794	1:00.780
24	2:05.527	1:45.508
Num	Tiempo Vta.	Dif. 1º

#### Vta 6

15	1:46.697	
38	1:47.239	07.440
22	1:47.135	08.973
19	1:46.732	09.459
23	1:47.271	14.469
27	1:47.553	17.656
17	1:48.981	17.991

6	1:47.417	18.004
13	1:50.303	21.482
8	1:45.892	22.250
5	1:51.534	26.519
33	1:51.067	27.314
36	1:51.126	31.952
26	1:51.720	37.381
41	1:53.768	45.254
31	1:53.770	48.084
16	1:52.963	51.615
21	2:15.000	1:00.866
20	1:55.975	1:10.058
34	7:20.848	3 Laps
Num	Tiempo Vta.	Dif. 1º

#### Vta 7

15	1:46.038	
22	1:48.074	11.009
19	1:47.982	11.403
38	1:54.243	15.645
23	1:47.796	16.227
6	1:46.277	18.243
27	1:48.597	20.215
17	1:48.769	20.722
8	1:45.498	21.710
13	1:52.081	27.525
5	1:50.760	31.241
33	1:50.754	32.030
36	1:50.376	36.290
24	2:27.427	1 Lap
26	1:52.161	43.504
41	1:53.529	52.745
31	1:52.080	54.126
16	1:52.224	57.801
20	1:56.125	1:20.145
Num	Tiempo Vta.	Dif. 1º

#### Vta 8

15	1:47.633	
22	1:47.815	11.191
19	1:47.804	11.574
23	1:46.549	15.143
6	1:46.632	17.242

38	1:51.658	19.670
27	1:48.182	20.764
8	1:46.874	20.951
17	1:57.887	30.976
13	1:51.673	31.565
5	1:49.848	33.456
33	1:50.083	34.480
36	1:49.945	38.602
26	1:53.732	49.603
41	1:52.866	57.978
31	1:53.247	59.740
24	2:08.895	1 Lap
16	1:51.822	1:01.990
20	1:55.125	1:27.637
Num	Tiempo Vta.	Dif. 1º

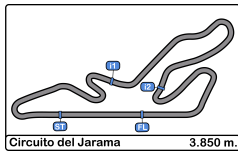
#### Vta 9

15	1:49.086	
22	1:47.764	09.869
19	1:47.638	10.126
23	1:46.753	12.810
6	1:46.225	14.381
8	1:46.915	18.780
27	1:49.651	21.329
38	1:53.181	23.765
17	1:49.674	31.564
5	1:50.082	34.452
33	1:49.618	35.012
13	1:58.360	40.839
36	1:51.874	41.390
26	1:53.595	54.112
21	5:23.363	2 Laps
41	1:53.953	1:02.845
31	1:52.793	1:03.447
16	1:52.586	1:05.490
24	2:17.060	1 Lap
20	1:55.541	1:34.092
Num	Tiempo Vta.	Dif. 1º

#### Vta 10

15	1:52.279	
19	1:47.142	04.989
23	1:47.081	07.612





## Circuito del Jarama

### División 2

### 1ª Carrera

### Análisis



6	1:46.383	08.485
22	1:55.676	13.266
8	1:46.972	13.473
27	1:50.675	19.725
38	1:53.440	24.926
17	1:49.302	28.587
5	1:49.544	31.717
33	1:49.516	32.249
13	1:50.318	38.878
36	1:49.938	39.049
26	1:53.116	54.949
21	1:48.256	2 Laps
41	1:52.454	1:03.020
31	1:52.593	1:03.761
16	1:52.375	1:05.586
20	1:56.427	1:38.240



# Circuito del Jarama

## División 2

### 1ª Carrera

#### Mejores Sectores



Sector - 1				Sector - 2				Sector - 3				Vuelta Ideal vs Mejor Vuelta				
Clas	Nº	Piloto	Tiempo	Nº	Piloto	Tiempo	Nº	Piloto	Tiempo	Clas	Nº	Piloto	Vta. Ideal	Mejor V.	Clas	
1	15	Carlos Esteban García	40.196	8	Luis García García	35.122	6	Francisco Comendador	29.287	1	15	Carlos Esteban García	1:44.948	1:45.167	1	
2	8	Luis García García	40.521	15	Carlos Esteban García	35.394	15	Carlos Esteban García	29.358	2	8	Luis García García	1:45.038	1:45.498	2	
3	6	Francisco Comendador	40.703	13	Luis Ruiz Moya	35.426	23	Fernando J. Bea Marto	29.360	3	6	Francisco Comendador	1:45.499	1:46.225	4	
4	23	Fernando J. Bea Marto	40.703	38	Jorge Otero Agreda	35.432	8	Luis García García	29.395	4	23	Fernando J. Bea Marto	1:45.924	1:46.124	3	
5	38	Jorge Otero Agreda	41.016	19	Enrique Hernando Alonso	35.488	17	Francisco Pérez Sierra	29.760	5	38	Jorge Otero Agreda	1:46.469	1:46.794	6	
6	17	Francisco Pérez Sierra	41.100	6	Francisco Comendador	35.509	5	Antonio Castro Ortega	29.833	6	19	Enrique Hernando Alonso	1:46.533	1:46.732	5	
7	19	Enrique Hernando Alonso	41.130	22	Ruiz Medina - Morera Hernandez	35.632	19	Enrique Hernando Alonso	29.915	7	22	Ruiz Medina - Morera Hernandez	1:46.939	1:47.135	8	
8	22	Ruiz Medina - Morera Hernandez	41.210	21	Jose M. De Los Milagros	35.855	38	Jorge Otero Agreda	30.021	8	17	Francisco Pérez Sierra	1:47.007	1:47.453	10	
9	33	Juan Francisco Gastañaga Medina	41.419	23	Fernando J. Bea Marto	35.861	22	Ruiz Medina - Morera Hernandez	30.097	9	5	Antonio Castro Ortega	1:47.240	1:47.271	9	
10	5	Antonio Castro Ortega	41.491	5	Antonio Castro Ortega	35.916	21	Jose M. De Los Milagros	30.097	10	13	Luis Ruiz Moya	1:47.380	1:47.982	11	
11	21	Jose M. De Los Milagros	41.548	17	Francisco Pérez Sierra	36.147	33	Juan Francisco Gastañaga Medina	30.141	11	21	Jose M. De Los Milagros	1:47.500	1:48.256	13	
12	13	Luis Ruiz Moya	41.704	33	Juan Francisco Gastañaga Medina	36.434	13	Luis Ruiz Moya	30.250	12	33	Juan Francisco Gastañaga Medina	1:47.994	1:48.062	12	
13	36	Iván Hernández González	41.970	36	Iván Hernández González	36.528	36	Iván Hernández González	30.435	13	36	Iván Hernández González	1:48.933	1:49.738	14	
14	16	Miguel Cadenas Vega	42.580	26	Borja Hormigos Nicolás	37.304	26	Borja Hormigos Nicolás	30.663	14	26	Borja Hormigos Nicolás	1:50.583	1:50.827	15	
15	26	Borja Hormigos Nicolás	42.616	41	Israel De Ana Morales	37.421	41	Israel De Ana Morales	31.021	15	41	Israel De Ana Morales	1:51.380	1:51.920	17	
16	41	Israel De Ana Morales	42.938	31	Jose Ramón Fernández	37.471	31	Jose Ramón Fernández	31.115	16	16	Miguel Cadenas Vega	1:51.757	1:51.822	16	
17	31	Jose Ramón Fernández	43.256	16	Miguel Cadenas Vega	37.772	66	Jose Alberto Vila Sainz	31.312	17	31	Jose Ramón Fernández	1:51.842	1:52.080	18	
18	20	Mario Alberto Moreno Rojas	43.709	20	Mario Alberto Moreno Rojas	38.387	16	Miguel Cadenas Vega	31.405	18	20	Mario Alberto Moreno Rojas	1:54.440	1:54.975	19	
19	66	Jose Alberto Vila Sainz	46.568	66	Jose Alberto Vila Sainz	38.804	34	Eloy Iñigo Varas	32.141	19	66	Jose Alberto Vila Sainz	1:56.684	1:57.532	20	
20	24	José David Bartol Salazar	48.241	34	Eloy Iñigo Varas	41.227	20	Mario Alberto Moreno Rojas	32.344	20	24	José David Bartol Salazar	2:04.704	2:05.527	21	
21	34	Eloy Iñigo Varas	52.375	24	José David Bartol Salazar	41.746	24	José David Bartol Salazar	34.717	21	34	Eloy Iñigo Varas	2:05.743	2:15.685	22	
22	27	Marcos De Diego Brav	Transpon	27	Marcos De Diego Brav	Transpon	27	Marcos De Diego Brav	1:58.061	22	27	Marcos De Diego Brav	Transpon	1:47.088	7	



Circuito del Jarama

División 2

1ª Carrera

Secuencia Lider



<u>Nº</u>	<u>Concursante</u>	<u>Piloto 1</u>	<u>Piloto 2</u>	<u>Vehiculo</u>	<u>Cat</u>	<u>Vta. Inici</u>	<u>Vta. Fin</u>	<u>Vtas.</u>	<u>Total Vtas.</u>
6	C.D.E. DEYSCOM SPORT	Francisco Comendador Romero		SUBARU WRX Sti	5	1	1	1	1
15	A.D. DESGUACES LA TORRE	Carlos Esteban García		SEAT LEON MK 2	5	2	10	9	9





# Circuito del Jarama

## División 2

### 1ª Carrera

#### 5 Mejores Tiempos



Cl	Nº	Concursante	Piloto 1	Piloto 2	Vehiculo	Cat	Cl	Mejor 1		Mejor 2		Mejor 3		Mejor 4		Mejor 5	
								Tiempo	Vta.	Tiempo	Vta.	Tiempo	Vta.	Tiempo	Vta.	Tiempo	Vta.
1	15	A.D. DESGUACES LA TORRE	Carlos Esteban García		SEAT LEON MK 2	5	1	1:45.167	3	1:46.028	5	1:46.038	7	1:46.690	2	1:46.697	6
2	8	A.D. DESGUACES LA TORRE	Luis García García		CUPRA TCR	6A	1	1:45.498	7	1:45.879	5	1:45.892	6	1:46.067	4	1:46.874	8
3	23	C.D.E. ULTIMA VUELTA	Fernando J. Bea Marton		SEAT LEON MK 2	5	2	1:46.124	3	1:46.549	8	1:46.753	9	1:46.967	5	1:47.081	10
4	6	C.D.E. DEYSCOM SPORT	Francisco Comendador Romero		SUBARU WRX Sti	5	3	1:46.225	9	1:46.277	7	1:46.383	10	1:46.632	8	1:47.380	5
5	19	A.D. DESGUACES LA TORRE	Enrique Hernando Alonso		RENAULT CLIO CUP IV	4	1	1:46.732	6	1:47.091	5	1:47.104	4	1:47.142	10	1:47.580	3
6	38	JORGE OTERO AGREDA	Jorge Otero Agreda		SEAT LEON MK 2	5	4	1:46.794	5	1:46.807	4	1:47.239	6	1:47.376	2	1:47.709	3
7	27	SMC JUNIOR MOTORSPORT	Marcos De Diego Bravo		RENAULT CLIO CUP IV	4	2	1:47.088	3	1:47.410	4	1:47.553	6	1:48.066	5	1:48.182	8
8	22	SMC JUNIOR MOTORSPORT	<b>Moisés Ruiz Medina</b>	Sergio Morera Hernandez	PEUGEOT RCZ Racing Cup	4	3	1:47.135	6	1:47.181	5	1:47.740	4	1:47.764	9	1:47.800	2
9	5	EFICAR TEAM	Antonio Castro Ortega		PORSCHE 968 Turbo	CL	1	1:47.271	3	1:48.107	4	1:49.544	10	1:49.848	8	1:50.082	9
10	17	C.D.E. ULTIMA VUELTA	Francisco Pérez Sierra		PEUGEOT 207 EVO	4	4	1:47.453	3	1:48.135	4	1:48.769	7	1:48.975	5	1:48.981	6
11	13	C.D.E. ULTIMA VUELTA	Luis Ruiz Moya		SEAT LEON MK 2	5	5	1:47.982	2	1:49.014	4	1:49.433	3	1:50.303	6	1:50.318	10
12	33	A.D. DESGUACES LA TORRE	Juan Francisco Gastañaga Martínez		SEAT LEON MK 2	6A	2	1:48.062	4	1:49.472	3	1:49.516	10	1:49.530	5	1:49.618	9
13	21	RACE	Jose M. De Los Milagros		SUBARU WRX Sti	5	6	1:48.256	8	1:48.380	5	1:51.176	4	1:55.005	2	1:55.119	3
14	36	CHEFO SPORT	Iván Hernández González	Jr	RENAULT CLIO CUP IV	4	5	1:49.738	4	1:49.863	3	1:49.938	10	1:49.945	8	1:50.376	7
15	26	RACE	Borja Hormigos Nicolás		MINI Challenge	3	1	1:50.827	5	1:51.140	3	1:51.720	6	1:52.017	4	1:52.161	7
16	16	SMC JUNIOR MOTORSPORT	Miguel Cadenas Vega		RENAULT CLIO CUP III	3	2	1:51.822	8	1:52.224	7	1:52.375	10	1:52.586	9	1:52.597	5
17	41	ISRAEL DE ANA MORALES	Israel De Ana Morales		PORSCHE 928	CL	2	1:51.920	3	1:52.454	10	1:52.779	2	1:52.866	8	1:53.282	4
18	31	PARADINAS MOTORSPORT	Jose Ramón Fernández Sánchez		PEUGEOT 207 LW THP	3	3	1:52.080	7	1:52.593	10	1:52.752	5	1:52.793	9	1:53.191	2
19	20	SMC JUNIOR MOTORSPORT	Mario Alberto Moreno Rojas		RENAULT CLIO CUP III	3	4	1:54.975	4	1:55.125	8	1:55.541	9	1:55.975	6	1:56.125	7
20	66	C.D.E. ULTIMA VUELTA	Jose Alberto Vila Sainz	Jr	PEUGEOT 207 LW THP	3	5	1:57.532	2	2:08.738	1						
21	24	JOSE D. BARTOL SALAZAR	José David Bartol Salazar		OPEL KADETT 2.0	CL	3	2:05.527	5	2:06.213	3	2:06.249	4	2:06.675	2	2:08.895	7
22	34	RACE	Eloy Iñigo Varas		PEUGEOT 207 LW THP	3	6	2:15.685	1	2:43.460	2	7:20.848	3				



## Circuito del Jarama

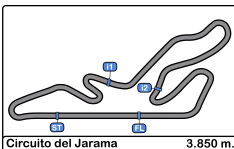
### División 2

### 1ª Carrera

### 5 Mejores Velocidades



Cl	Nº	Concursante	Piloto 1	Piloto 2	Vehiculo	Cat	Cl	V. Max. 1		V. Max. 2		V. Max. 3		V. Max. 4		V. Max. 5		Avg
								Km/h	Vta.	Km/h	Vta.	Km/h	Vta.	Km/h	Vta.	Km/h	Vta.	
1	13	C.D.E. ULTIMA VUELTA	Luis Ruiz Moya		SEAT LEON MK 2	5	1	222.2	9	209.7	3	208.4	5	207.6	10	207.2	2	211.0
2	38	JORGE OTERO AGREDA	Jorge Otero Agreda		SEAT LEON MK 2	5	2	216.4	2	210.1	5	210.1	6	208.8	4	207.6	3	210.6
3	8	A.D. DESGUACES LA TORRE	Luis García García		CUPRA TCR	6A	1	213.4	10	209.3	7	208.0	6	206.8	8	199.6	4	207.4
4	22	SMC JUNIOR MOTORSPORT	<b>Moisés Ruiz Medina</b>	Sergio Morera Hernandez	PEUGEOT RCZ Racing Cup	4	1	213.4	5	213.0	6	212.1	2	211.7	10	210.5	8	212.1
5	23	C.D.E. ULTIMA VUELTA	Fernando J. Bea Marton		SEAT LEON MK 2	5	3	213.4	9	210.1	10	209.3	8	208.4	5	204.9	4	209.2
6	19	A.D. DESGUACES LA TORRE	Enrique Hernando Alonso		RENAULT CLIO CUP IV	4	2	213.0	7	211.7	2	211.7	3	211.7	8	210.9	9	211.8
7	6	C.D.E. DEYSCOM SPORT	Francisco Comendador Romero		SUBARU WRX Sti	5	4	211.7	9	208.0	7	207.6	2	206.1	8	202.2	5	207.1
8	15	A.D. DESGUACES LA TORRE	Carlos Esteban García		SEAT LEON MK 2	5	5	210.1	3	206.5	2	200.7	7	198.5	5	197.0	4	202.5
9	21	RACE	Jose M. De Los Milagros		SUBARU WRX Sti	5	6	207.2	8	203.7	6	201.8	5	191.4	2	172.8	4	195.4
10	17	C.D.E. ULTIMA VUELTA	Francisco Pérez Sierra		PEUGEOT 207 EVO	4	3	206.8	8	205.3	2	205.3	4	204.5	3	201.4	6	204.7
11	5	EFICAR TEAM	Antonio Castro Ortega		PORSCHE 968 Turbo	CL	1	203.3	10	202.6	6	197.8	2	197.8	5	197.8	8	199.8
12	26	RACE	Borja Hormigos Nicolás		MINI Challenge	3	1	203.0	6	198.5	4	197.8	8	197.0	10	195.6	5	198.4
13	36	CHEFO SPORT	Iván Hernández González	Jr	RENAULT CLIO CUP IV	4	4	202.2	10	195.2	4	194.5	3	190.4	9	190.1	7	194.5
14	33	A.D. DESGUACES LA TORRE	Juan Francisco Gastañaga Martínez		SEAT LEON MK 2	6A	2	201.4	5	198.8	4	195.2	10	192.5	7	191.8	8	196.0
15	41	ISRAEL DE ANA MORALES	Israel De Ana Morales		PORSCHE 928	CL	2	200.7	8	200.0	10	199.2	6	195.6	7	188.8	4	196.8
16	16	SMC JUNIOR MOTORSPORT	Miguel Cadenas Vega		RENAULT CLIO CUP III	3	2	196.0	4	195.6	3	195.2	2	195.2	8	194.9	5	195.4
17	20	SMC JUNIOR MOTORSPORT	Mario Alberto Moreno Rojas		RENAULT CLIO CUP III	3	3	192.5	4	191.4	10	190.1	6	189.8	5	189.8	7	190.7
18	34	RACE	Eloy Iñigo Varas		PEUGEOT 207 LW THP	3	4	191.1	2	89.8	1	85.2	3	73.3	4			109.8
19	31	PARADINAS MOTORSPORT	Jose Ramón Fernández Sánchez		PEUGEOT 207 LW THP	3	5	187.1	8	182.7	10	182.1	7	180.0	5	176.1	3	181.6
20	24	JOSE D. BARTOL SALAZAR	José David Bartol Salazar		OPEL KADETT 2.0	CL	3	185.5	2	183.6	4	180.9	6	180.6	3	178.8	5	181.9
21	66	C.D.E. ULTIMA VUELTA	Jose Alberto Vila Sainz	Jr	PEUGEOT 207 LW THP	3	6	177.9	3	171.1	2	94.7	1					147.9



Circuito del Jarama

División 2

1ª Carrera

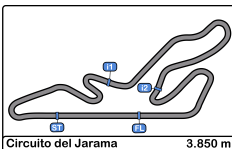
Secuencia Vueltas Rápidas



<u>Vta.</u>	<u>Hora Día</u>	<u>Tiempo Sesión</u>	<u>Nº</u>	<u>Concursante</u>	<u>Piloto 1</u>	<u>Piloto 2</u>	<u>Vehículo</u>	<u>Cat</u>	<u>Tiempo</u>	<u>Km/h</u>
2	15:04:15.070	1:03:36.070	15	A.D. DESGUACES LA	Carlos Esteban García		SEAT LEON MK 2	5	<b>1:46.690</b>	129.9
3	15:06:00.237	1:05:21.237	15	A.D. DESGUACES LA TORRE	Carlos Esteban García		SEAT LEON MK 2	5	<b>1:45.167</b>	131.7







## Circuito del Jarama

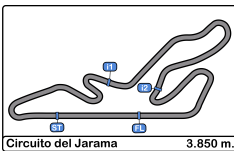
### División 2

### 1ª Carrera

### Mejor Maxima Velocidad del Evento



Nº	Concursante	Piloto 1	Piloto 2	Vehiculo	Cat	Km/h	Sesión
13	C.D.E. ULTIMA VUELTA	Luis Ruiz Moya		SEAT LEON MK 2	5	222.2	1ª Carrera
38	JORGE OTERO AGREDA	Jorge Otero Agreda		SEAT LEON MK 2	5	221.3	Entrenamiento cronometrado
22	SMC JUNIOR MOTORSPORT	Moisés Ruiz Medina	Sergio Morera Hernandez	PEUGEOT RCZ Racing Cup	4	216.0	Entrenamiento cronometrado
8	A.D. DESGUACES LA TORRE	Luis García García		CUPRA TCR	6A	213.4	Entrenamiento cronometrado
23	C.D.E. ULTIMA VUELTA	Fernando J. Bea Marton		SEAT LEON MK 2	5	213.4	1ª Carrera
19	A.D. DESGUACES LA TORRE	Enrique Hernando Alonso		RENAULT CLIO CUP IV	4	213.0	1ª Carrera
15	A.D. DESGUACES LA TORRE	Carlos Esteban García		SEAT LEON MK 2	5	211.7	Entrenamiento cronometrado
6	C.D.E. DEYSCOM SPORT	Francisco Comendador		SUBARU WRX Sti	5	211.7	1ª Carrera
27	SMC JUNIOR MOTORSPORT	Marcos De Diego Bravo		RENAULT CLIO CUP IV	4	208.4	Entrenamiento cronometrado
26	RACE	Borja Hormigos Nicolás		MINI Challenge	3	207.6	Entrenamiento cronometrado
5	EFICAR TEAM	Antonio Castro Ortega		PORSCHE 968 Turbo	CL	207.6	Entrenamiento cronometrado
21	RACE	Jose M. De Los Milagros		SUBARU WRX Sti	5	207.2	1ª Carrera
17	C.D.E. ULTIMA VUELTA	Francisco Pérez Sierra		PEUGEOT 207 EVO	4	206.8	1ª Carrera
36	CHEFO SPORT	Iván Hernández González	Jr	RENAULT CLIO CUP IV	4	202.2	1ª Carrera
33	A.D. DESGUACES LA TORRE	Juan Francisco Gastañaga		SEAT LEON MK 2	6A	201.8	Entrenamiento cronometrado
66	C.D.E. ULTIMA VUELTA	Jose Alberto Vila Sainz	Jr	PEUGEOT 207 LW THP	3	201.8	Entrenamiento cronometrado
31	PARADINAS MOTORSPORT	Jose Ramón Fernández		PEUGEOT 207 LW THP	3	201.4	Entrenamiento cronometrado
41	ISRAEL DE ANA MORALES	Israel De Ana Morales		PORSCHE 928	CL	200.7	1ª Carrera
34	RACE	Eloy Iñigo Varas		PEUGEOT 207 LW THP	3	199.6	Entrenamiento cronometrado
16	SMC JUNIOR MOTORSPORT	Miguel Cadenas Vega		RENAULT CLIO CUP III	3	196.3	Entrenamiento cronometrado
20	SMC JUNIOR MOTORSPORT	Mario Alberto Moreno Rojas		RENAULT CLIO CUP III	3	192.5	Entrenamiento cronometrado
25	C.D.E. ULTIMA VUELTA	Javier Caño Hidalgo		RENAULT CLIO CUP IV	4	190.4	Entrenamiento cronometrado
24	JOSE D. BARTOL SALAZAR	José David Bartol Salazar		OPEL KADETT 2.0	CL	185.5	1ª Carrera
50	RACE	Isaac Vera Alberruche		TOYOTA GT 86 -CET	4	179.7	Entrenamiento cronometrado



Circuito del Jarama

División 2

1ª Carrera

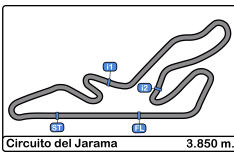
Cuentavueltas



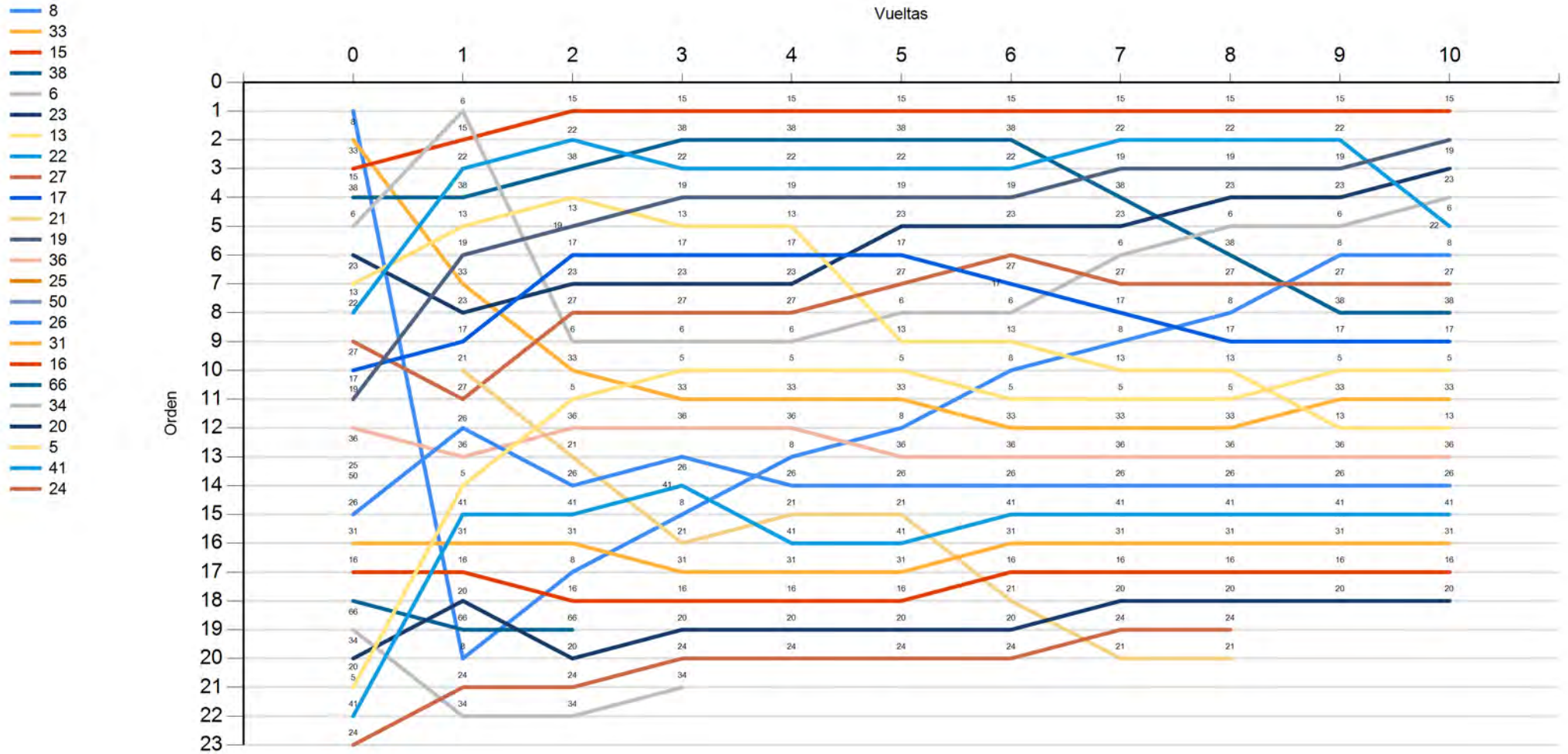
**Vta.**

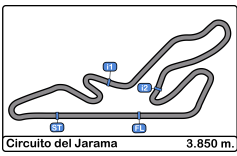
Nr	Po	Grid	1	2	3	4	5	6	7	8	9	10
8	<b>1</b>	8	6	15	15	15	15	15	15	15	15	15
33	<b>2</b>	33	15	22	38	38	38	38	22	22	22	19
15	<b>3</b>	15	22	38	22	22	22	22	19	19	19	23
38	<b>4</b>	38	38	13	19	19	19	19	38	23	23	6
6	<b>5</b>	6	13	19	13	13	23	23	23	6	6	22
23	<b>6</b>	23	19	17	17	17	17	27	6	38	8	8
13	<b>7</b>	13	33	23	23	23	27	17	27	27	27	27
22	<b>8</b>	22	23	27	27	27	6	6	17	8	38	38
27	<b>9</b>	27	17	6	6	6	13	13	8	17	17	17
17	<b>10</b>	17	21	33	5	5	5	8	13	13	5	5
19	<b>11</b>	19	27	5	33	33	33	5	5	5	33	33
36	<b>12</b>	36	26	36	36	36	8	33	33	33	13	13
25	<b>13</b>	25	36	21	26	8	36	36	36	36	36	36
50	<b>14</b>	50	5	26	41	26	26	26	26	26	26	26
26	<b>15</b>	26	41	41	8	21	21	41	41	41	41	41
31	<b>16</b>	31	31	31	21	41	41	31	31	31	31	31
16	<b>17</b>	16	16	8	31	31	31	16	16	16	16	16
66	<b>18</b>	66	20	16	16	16	16	21	20	20	20	20
34	<b>19</b>	34	66	66	20	20	20	20	24	24		
20	<b>20</b>	20	8	20	24	24	24	24	21	21		
5	<b>21</b>	5	24	24	34							
41	<b>22</b>	41	34	34								
24	<b>23</b>	24										





Circuito del Jarama  
 División 2  
 1ª Carrera  
 Cuentavueltas Gráfico





Circuito del Jarama

División 2

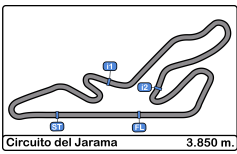
1ª Carrera

Tiempos Parada en Pit



<u>Nr.</u>	<u>Hora Día</u> <u>En.</u>	<u>Concursante</u>	<u>Nac</u>	<u>Piloto 1</u>	<u>Nac</u>	<u>Piloto 2</u>	<u>Nac</u>	<u>Vehiculo</u>	<u>Cat</u>	<u>Tiempo Entra.</u>	<u>Stop N°</u>	<u>Tiempo Box</u>	<u>Handicap</u>	<u>Penalty</u>
------------	-------------------------------	--------------------	------------	-----------------	------------	-----------------	------------	-----------------	------------	----------------------	----------------	-------------------	-----------------	----------------





**Circuito del Jarama**  
**División 2**  
**1ª Carrera**  
**Resultados Finales**



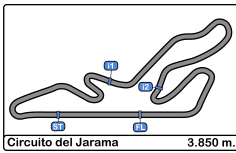
Cls	Nº	Concursante	Piloto 1	Piloto 2	Vehiculo	Cat	Cl	Vtas.	Tiempo	Dif 1º	Intervalo	Km/h	V.R.	Tiempo	Km/h
1	15	A.D. DESGUACES LA TORR	Carlos Esteban García		SEAT LEON MK 2	5	1	10	<b>17:56.385</b>			128.7	3	1:45.167	131.7
2	19	A.D. DESGUACES LA TORR	Enrique Hernando Alonso		RENAULT CLIO CUP IV	4	1	10	<b>18:01.374</b>	4.989	4.989	128.1	6	1:46.732	129.8
3	23	C.D.E. ULTIMA VUELTA	Fernando J. Bea Marton		SEAT LEON MK 2	5	2	10	<b>18:03.997</b>	7.612	2.623	127.8	3	1:46.124	130.6
4	6	C.D.E. DEYSCOM SPORT	Francisco Comendador Romero		SUBARU WRX Sti	5	3	10	<b>18:04.870</b>	8.485	0.873	127.7	9	1:46.225	130.4
5	22	SMC JUNIOR MOTORSPOR	<b>Moisés Ruiz Medina</b>	Sergio Morera Hernandez	PEUGEOT RCZ Racing Cup	4	2	10	<b>18:09.651</b>	13.266	4.781	127.1	6	1:47.135	129.3
6	8	A.D. DESGUACES LA TORR	Luis García García		CUPRA TCR	6A	1	10	<b>18:09.858</b>	13.473	0.207	127.1	7	1:45.498	131.3
7	27	SMC JUNIOR MOTORSPOR	Marcos De Diego Bravo		RENAULT CLIO CUP IV	4	3	10	<b>18:16.110</b>	19.725	6.252	126.4	3	1:47.088	129.4
8	38	JORGE OTERO AGREDA	Jorge Otero Agreda		SEAT LEON MK 2	5	4	10	<b>18:21.311</b>	24.926	5.201	125.8	5	1:46.794	129.7
9	17	C.D.E. ULTIMA VUELTA	Francisco Pérez Sierra		PEUGEOT 207 EVO	4	4	10	<b>18:24.972</b>	28.587	3.661	125.4	3	1:47.453	128.9
10	5	EFICAR TEAM	Antonio Castro Ortega		PORSCHE 968 Turbo	CL	1	10	<b>18:28.102</b>	31.717	3.130	125.0	3	1:47.271	129.2
11	33	A.D. DESGUACES LA TORR	Juan Francisco Gastañaga		SEAT LEON MK 2	6A	2	10	<b>18:28.634</b>	32.249	0.532	125.0	4	1:48.062	128.2
12	13	C.D.E. ULTIMA VUELTA	Luis Ruiz Moya		SEAT LEON MK 2	5	5	10	<b>18:35.263</b>	38.878	6.629	124.2	2	1:47.982	128.3
13	36	CHEFO SPORT	Iván Hernández González	Jr	RENAULT CLIO CUP IV	4	5	10	<b>18:35.434</b>	39.049	0.171	124.2	4	1:49.738	126.3
14	26	RACE	Borja Hormigos Nicolás		MINI Challenge	3	1	10	<b>18:51.334</b>	54.949	15.900	122.5	5	1:50.827	125.0
15	41	ISRAEL DE ANA MORALES	Israel De Ana Morales		PORSCHE 928	CL	2	10	<b>18:59.405</b>	1:03.020	8.071	121.6	3	1:51.920	123.8
16	31	PARADINAS MOTORSPORT	Jose Ramón Fernández Sánchez		PEUGEOT 207 LW THP	3	2	10	<b>19:00.146</b>	1:03.761	0.741	121.5	7	1:52.080	123.6
17	16	SMC JUNIOR MOTORSPOR	Miguel Cadenas Vega		RENAULT CLIO CUP III	3	3	10	<b>19:01.971</b>	1:05.586	1.825	121.3	8	1:51.822	123.9
18	20	SMC JUNIOR MOTORSPOR	Mario Alberto Moreno Rojas		RENAULT CLIO CUP III	3	4	10	<b>19:34.625</b>	1:38.240	32.654	117.9	4	1:54.975	120.5
19	24	JOSE D. BARTOL SALAZAR	José David Bartol Salazar		OPEL KADETT 2.0	CL	3	8	<b>17:33.542</b>	2 Vtas	2 Vtas	105.2	5	2:05.527	110.4
20	21	RACE	Jose M. De Los Milagros		SUBARU WRX Sti	5	6	8	<b>18:53.834</b>	2 Vtas	1:20.292	97.7	8	1:48.256	128.0
<b>No clasificados: (Requerimientos: 75% del número de vueltas del líder = 8 Vueltas)</b>															
	34	RACE	Eloy Iñigo Varas		PEUGEOT 207 LW THP	3	5	3	<b>12:19.993</b>	7 Vtas	5 Vtas	56.1	1	2:15.685	102.1
	66	C.D.E. ULTIMA VUELTA	Jose Alberto Vila Sainz	Jr	PEUGEOT 207 LW THP	3	6	2	<b>4:06.270</b>	8 Vtas	1 Vta	112.5	2	1:57.532	117.9
	25	C.D.E. ULTIMA VUELTA	Javier Caño Hidalgo		RENAULT CLIO CUP IV	4	6								
	50	RACE	Isaac Vera Alberruche		TOYOTA GT 86 -CET	4	7								

**Vuelta Rápida Carlos Esteban García en 1:45.167 a 131.8 Km/h en la vuelta 3**

Publicado a las:.....

<b>Comisarios Deportivos:</b>	<b>Director de Carrera:</b>	<b>Cronometrador:</b>
-------------------------------	-----------------------------	-----------------------

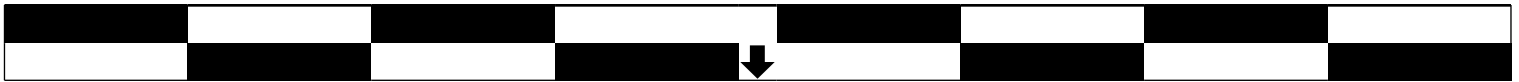




**Circuito del Jarama**  
**División 2**  
**2ª Carrera**  
**Parrilla de Salida**



23	5	Antonio Castro Ortega	1:49.945	.12.	1:51.484	Israel De Ana Morales	41	22
21	24	José David Bartol Salazar	2:08.101	.11.	1:49.442	Borja Hormigos Nicolás	26	20
19	31	Jose Ramón Fernández Sánc	1:51.608	.10.	1:53.106	Miguel Cadenas Vega	16	18
17	66	Jose Alberto Vila Sainz	1:53.137	.9.	1:53.683	Eloy Iñigo Varas	34	16
15	20	Mario Alberto Moreno Rojas	1:55.962	.8.	1:47.070	Sergio Morera Hernandez	22	14
13	27	Marcos De Diego Bravo	1:47.331	.7.	1:47.490	Francisco Pérez Sierra	17	12
11	19	Enrique Hernando Alonso	1:48.032	.6.	1:49.624	Iván Hernández González	36	10
9	25	Javier Caño Hidalgo	1:58.706	.5.	2:00.382	Isaac Vera Alberruche	50	8
7	15	Carlos Esteban García	1:44.024	.4.	1:45.244	Jorge Otero Agreda	38	6
5	6	Francisco Comendador Rome	1:47.374	.3.	1:47.969	Fernando J. Bea Marton	23	4
3	13	Luis Ruiz Moya	1:48.819	.2.	1:45.954	Luis García García	8	2
1	33	Juan Francisco Gastañaga M	1:46.911	.1.				

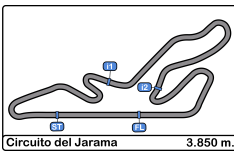


Pole

Publicada a las:.....

**Comisarios Deportivos:**

**Cronometrador:**



# Circuito del Jarama

División 2

2ª Carrera

## Resultados Provisionales



Cls	Nº	Concursante	Piloto 1	Piloto 2	Vehiculo	Cat	Cl	Vtas.	Tiempo	Dif 1º	Intervalo	Km/h	V.R.	Tiempo	Km/h
1	38	JORGE OTERO AGREDA	Jorge Otero Agreda		SEAT LEON MK 2	5	1	10	17:45.166			130.1	3	1:44.615	132.4
2	21	RACE	Jose M. De Los Milagros		SUBARU WRX Sti	5	2	10	17:58.041	12.875	12.875	128.5	5	1:45.708	131.1
3	8	A.D. DESGUACES LA TORR	Luis García García		CUPRA TCR	6A	1	10	17:59.790	14.624	1.749	128.3	9	1:46.498	130.1
4	15	A.D. DESGUACES LA TORR	Carlos Esteban García		SEAT LEON MK 2	5	3	10	18:00.351	15.185	0.561	128.2	10	1:45.387	131.5
5	22	SMC JUNIOR MOTORSPOR	Moisés Ruiz Medina	Sergio Morera Hernandez	PEUGEOT RCZ Racing Cup	4	1	10	18:06.269	21.103	5.918	127.5	7	1:46.595	130.0
6	17	C.D.E. ULTIMA VUELTA	Francisco Pérez Sierra		PEUGEOT 207 EVO	4	2	10	18:09.316	24.150	3.047	127.2	2	1:47.651	128.7
7	27	SMC JUNIOR MOTORSPOR	Marcos De Diego Bravo		RENAULT CLIO CUP IV	4	3	10	18:14.889	29.723	5.573	126.5	4	1:48.130	128.1
8	19	A.D. DESGUACES LA TORR	Enrique Hernando Alonso		RENAULT CLIO CUP IV	4	4	10	18:15.947	30.781	1.058	126.4	8	1:47.620	128.7
9	23	C.D.E. ULTIMA VUELTA	Fernando J. Bea Marton		SEAT LEON MK 2	5	4	10	18:16.462	31.296	0.515	126.4	3	1:47.076	129.4
10	6	C.D.E. DEYSCOM SPORT	Francisco Comendador Romero		SUBARU WRX Sti	5	5	10	18:20.739	35.573	4.277	125.9	4	1:46.262	130.4
11	5	EFICAR TEAM	Antonio Castro Ortega		PORSCHE 968 Turbo	CL	1	10	18:31.925	46.759	11.186	124.6	5	1:47.517	128.9
12	36	CHEFO SPORT	Iván Hernández González	Jr	RENAULT CLIO CUP IV	4	5	10	18:32.387	47.221	0.462	124.5	4	1:49.162	126.9
13	33	A.D. DESGUACES LA TORR	Juan Francisco Gastañaga		SEAT LEON MK 2	6A	2	10	18:47.248	1:02.082	14.861	122.9	4	1:49.656	126.3
14	26	RACE	Borja Hormigos Nicolás		MINI Challenge	3	1	10	18:55.885	1:10.719	8.637	122.0	8	1:51.896	123.8
15	31	PARADINAS MOTORSPORT	Jose Ramón Fernández Sánchez		PEUGEOT 207 LW THP	3	2	10	19:01.084	1:15.918	5.199	121.4	7	1:51.401	124.4
16	16	SMC JUNIOR MOTORSPOR	Miguel Cadenas Vega		RENAULT CLIO CUP III	3	3	10	19:02.832	1:17.666	1.748	121.2	10	1:51.858	123.9
17	20	SMC JUNIOR MOTORSPOR	Mario Alberto Moreno Rojas		RENAULT CLIO CUP III	3	4	10	19:27.985	1:42.819	25.153	118.6	3	1:54.735	120.8
18	66	C.D.E. ULTIMA VUELTA	Jose Alberto Vila Sainz	Jr	PEUGEOT 207 LW THP	3	5	8	15:40.450	2 Vtas	2 Vtas	117.9	3	1:53.361	122.2
19	24	JOSE D. BARTOL SALAZAR	José David Bartol Salazar		OPEL KADETT 2.0	CL	2	8	19:14.526	2 Vtas	3:34.076	96.0	2	2:09.677	106.8
<b>No clasificados: (Requerimientos: 75% del número de vueltas del lider = 8 Vueltas)</b>															
	13	C.D.E. ULTIMA VUELTA	Luis Ruiz Moya		SEAT LEON MK 2	5	6	2	4:47.400	8 Vtas	6 Vtas	96.4	1	1:54.604	120.9
	50	RACE	Isaac Vera Alberruche		TOYOTA GT 86 -CET	4	6								
	25	C.D.E. ULTIMA VUELTA	Javier Caño Hidalgo		RENAULT CLIO CUP IV	4	7								
	34	RACE	Eloy Iñigo Varas		PEUGEOT 207 LW THP	3	6								
	41	ISRAEL DE ANA MORALES	Israel De Ana Morales		PORSCHE 928	CL	3								

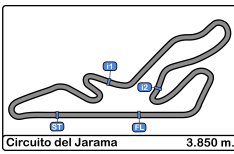
Vuelta Rápida Jorge Otero Agreda en 1:44.615 a 132.5 Km/h en la vuelta 3

Publicado a las:.....

Comisarios Deportivos:	Director de Carrera:	Cronometrador:
------------------------	----------------------	----------------







# Circuito del Jarama

## División 2

### 2ª Carrera

#### Resultados Provisionales por categoría



Cls	Nº	Concursante	Piloto 1	Piloto 2	Vehiculo	Cat	Cl	Vtas.	Tiempo	Dif 1º	Intervalo	Km/h	V.R.	Tiempo	Km/h
<b>5</b>															
1	38	JORGE OTERO AGREDA	Jorge Otero Agreda		SEAT LEON MK 2	5	1	10	17:45.166			130.1	3	1:44.615	132.4
2	21	RACE	Jose M. De Los Milagros		SUBARU WRX Sti	5	2	10	17:58.041	12.875	12.875	128.5	5	1:45.708	131.1
3	15	A.D. DESGUACES LA TORR	Carlos Esteban García		SEAT LEON MK 2	5	3	10	18:00.351	15.185	2.310	128.2	10	1:45.387	131.5
4	23	C.D.E. ULTIMA VUELTA	Fernando J. Bea Marton		SEAT LEON MK 2	5	4	10	18:16.462	31.296	16.111	126.4	3	1:47.076	129.4
5	6	C.D.E. DEYSCOM SPORT	Francisco Comendador Romero		SUBARU WRX Sti	5	5	10	18:20.739	35.573	4.277	125.9	4	1:46.262	130.4
<b>No clasificados: (Requerimientos: 75% del número de vueltas del lider = 8 Vueltas)</b>															
	13	C.D.E. ULTIMA VUELTA	Luis Ruiz Moya		SEAT LEON MK 2	5	6	2	4:47.400	8 Vtas	8 Vtas	96.4	1	1:54.604	120.9
<b>6A</b>															
1	8	A.D. DESGUACES LA TORR	Luis García García		CUPRA TCR	6A	1	10	17:59.790			128.3	9	1:46.498	130.1
2	33	A.D. DESGUACES LA TORR	Juan Francisco Gastañaga		SEAT LEON MK 2	6A	2	10	18:47.248	1:02.082	47.458	122.9	4	1:49.656	126.3
<b>4</b>															
1	22	SMC JUNIOR MOTORSPOR	Moisés Ruiz Medina	<u>Sergio Morera Hernandez</u>	PEUGEOT RCZ Racing Cup	4	1	10	18:06.269			127.5	7	1:46.595	130.0
2	17	C.D.E. ULTIMA VUELTA	Francisco Pérez Sierra		PEUGEOT 207 EVO	4	2	10	18:09.316	24.150	3.047	127.2	2	1:47.651	128.7
3	27	SMC JUNIOR MOTORSPOR	Marcos De Diego Bravo		RENAULT CLIO CUP IV	4	3	10	18:14.889	29.723	5.573	126.5	4	1:48.130	128.1
4	19	A.D. DESGUACES LA TORR	Enrique Hernando Alonso		RENAULT CLIO CUP IV	4	4	10	18:15.947	30.781	1.058	126.4	8	1:47.620	128.7
5	36	CHEFO SPORT	Iván Hernández González	Jr	RENAULT CLIO CUP IV	4	5	10	18:32.387	47.221	16.440	124.5	4	1:49.162	126.9
<b>No clasificados: (Requerimientos: 75% del número de vueltas del lider = 8 Vueltas)</b>															
	50	RACE	Isaac Vera Alberruche		TOYOTA GT 86 -CET	4	6								
	25	C.D.E. ULTIMA VUELTA	Javier Caño Hidalgo		RENAULT CLIO CUP IV	4	7								
<b>CL</b>															
1	5	EFICAR TEAM	Antonio Castro Ortega		PORSCHE 968 Turbo	CL	1	10	18:31.925			124.6	5	1:47.517	128.9
2	24	JOSE D. BARTOL SALAZAR	José David Bartol Salazar		OPEL KADETT 2.0	CL	2	8	19:14.526	2 Vtas	2 Vtas	96.0	2	2:09.677	106.8
<b>No clasificados: (Requerimientos: 75% del número de vueltas del lider = 8 Vueltas)</b>															
	41	ISRAEL DE ANA MORALES	Israel De Ana Morales		PORSCHE 928	CL	3								
<b>3</b>															
1	26	RACE	Borja Hormigos Nicolás		MINI Challenge	3	1	10	18:55.885			122.0	8	1:51.896	123.8
2	31	PARADINAS MOTORSPORT	Jose Ramón Fernández Sánchez		PEUGEOT 207 LW THP	3	2	10	19:01.084	1:15.918	5.199	121.4	7	1:51.401	124.4
3	16	SMC JUNIOR MOTORSPOR	Miguel Cadenas Vega		RENAULT CLIO CUP III	3	3	10	19:02.832	1:17.666	1.748	121.2	10	1:51.858	123.9
4	20	SMC JUNIOR MOTORSPOR	Mario Alberto Moreno Rojas		RENAULT CLIO CUP III	3	4	10	19:27.985	1:42.819	25.153	118.6	3	1:54.735	120.8
5	66	C.D.E. ULTIMA VUELTA	Jose Alberto Vila Sainz	Jr	PEUGEOT 207 LW THP	3	5	8	15:40.450	2 Vtas	2 Vtas	117.9	3	1:53.361	122.2
<b>No clasificados: (Requerimientos: 75% del número de vueltas del lider = 8 Vueltas)</b>															
	34	RACE	Eloy Iñigo Varas		PEUGEOT 207 LW THP	3	6								

Vuelta Rápida Jorge Otero Agreda en 1:44.615 a 132.5 Km/h en la vuelta 3

Publicado a las:.....

<b>Comisarios Deportivos:</b>	<b>Director de Carrera:</b>	<b>Cronometrador:</b>
-------------------------------	-----------------------------	-----------------------





Circuito del Jarama

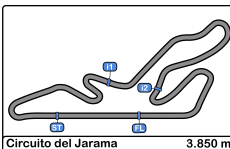
División 2

2ª Carrera

Clasificación Provisional por Vuelta Rápida de Piloto



Clas	Nº	Concursante	Vehiculo	Piloto	Cat	Clas	Vtas.	V.R	Tiempo	Dif 1º	Intervalo	Km/h
1	38	JORGE OTERO AGREDA	SEAT LEON MK 2	Jorge Otero Agreda	5	1	10	3	1:44.615			132.4
2	15	A.D. DESGUACES LA TORRE	SEAT LEON MK 2	Carlos Esteban García	5	2	10	10	1:45.387	0.772	0.772	131.5
3	21	RACE	SUBARU WRX Sti	Jose M. De Los Milagros	5	3	10	5	1:45.708	1.093	0.321	131.1
4	6	C.D.E. DEYSCOM SPORT	SUBARU WRX Sti	Francisco Comendador Romero	5	4	10	4	1:46.262	1.647	0.554	130.4
5	8	A.D. DESGUACES LA TORRE	CUPRA TCR	Luis García García	6A	1	10	9	1:46.498	1.883	0.236	130.1
6	22	SMC JUNIOR MOTORSPORT	PEUGEOT RCZ Racing Cup	Sergio Morera Hernandez	4	1	10	7	1:46.595	1.980	0.097	130.0
7	23	C.D.E. ULTIMA VUELTA	SEAT LEON MK 2	Fernando J. Bea Marton	5	5	10	3	1:47.076	2.461	0.481	129.4
8	5	EFICAR TEAM	PORSCHE 968 Turbo	Antonio Castro Ortega	CL	1	10	5	1:47.517	2.902	0.441	128.9
9	19	A.D. DESGUACES LA TORRE	RENAULT CLIO CUP IV	Enrique Hernando Alonso	4	2	10	8	1:47.620	3.005	0.103	128.7
10	17	C.D.E. ULTIMA VUELTA	PEUGEOT 207 EVO	Francisco Pérez Sierra	4	3	10	2	1:47.651	3.036	0.031	128.7
11	27	SMC JUNIOR MOTORSPORT	RENAULT CLIO CUP IV	Marcos De Diego Bravo	4	4	10	4	1:48.130	3.515	0.479	128.1
12	36	CHEFO SPORT	RENAULT CLIO CUP IV	Iván Hernández González	4	5	10	4	1:49.162	4.547	1.032	126.9
13	33	A.D. DESGUACES LA TORRE	SEAT LEON MK 2	Juan Francisco Gastañaga Martín	6A	2	10	4	1:49.656	5.041	0.494	126.3
14	31	PARADINAS MOTORSPORT	PEUGEOT 207 LW THP	Jose Ramón Fernández Sánchez	3	1	10	7	1:51.401	6.786	1.745	124.4
15	16	SMC JUNIOR MOTORSPORT	RENAULT CLIO CUP III	Miguel Cadenas Vega	3	2	10	10	1:51.858	7.243	0.457	123.9
16	26	RACE	MINI Challenge	Borja Hormigos Nicolás	3	3	10	8	1:51.896	7.281	0.038	123.8
17	66	C.D.E. ULTIMA VUELTA	PEUGEOT 207 LW THP	Jose Alberto Vila Sainz	3	4	8	3	1:53.361	8.746	1.465	122.2
18	13	C.D.E. ULTIMA VUELTA	SEAT LEON MK 2	Luis Ruiz Moya	5	6	2	1	1:54.604	9.989	1.243	120.9
19	20	SMC JUNIOR MOTORSPORT	RENAULT CLIO CUP III	Mario Alberto Moreno Rojas	3	5	10	3	1:54.735	10.120	0.131	120.8
20	24	JOSE D. BARTOL SALAZAR	OPEL KADETT 2.0	José David Bartol Salazar	CL	2	8	2	2:09.677	25.062	14.942	106.8



## Circuito del Jarama

División 2

2ª Carrera

Distancia y Velocidad Media



Cls	Nº	Concursante	Piloto 1	Piloto 2	Vehiculo	Cat	Cls	Vtas.	Distancia	Tiempo	Km/h
1	38	JORGE OTERO AGREDA	Jorge Otero Agreda		SEAT LEON MK 2	5	1	10	38.50	17:45.166	130.1
2	21	RACE	Jose M. De Los Milagros		SUBARU WRX Sti	5	2	10	38.50	17:58.041	128.5
3	8	A.D. DESGUACES LA TORR	Luis García García		CUPRA TCR	6A	1	10	38.50	17:59.790	128.3
4	15	A.D. DESGUACES LA TORR	Carlos Esteban García		SEAT LEON MK 2	5	3	10	38.50	18:00.351	128.2
5	22	SMC JUNIOR MOTORSPORT	Moisés Ruiz Medina	<u>Sergio Morera Hernandez</u>	PEUGEOT RCZ Racing Cup	4	1	10	38.50	18:06.269	127.5
6	17	C.D.E. ULTIMA VUELTA	Francisco Pérez Sierra		PEUGEOT 207 EVO	4	2	10	38.50	18:09.316	127.2
7	27	SMC JUNIOR MOTORSPORT	Marcos De Diego Bravo		RENAULT CLIO CUP IV	4	3	10	38.50	18:14.889	126.5
8	19	A.D. DESGUACES LA TORR	Enrique Hernando Alonso		RENAULT CLIO CUP IV	4	4	10	38.50	18:15.947	126.4
9	23	C.D.E. ULTIMA VUELTA	Fernando J. Bea Marton		SEAT LEON MK 2	5	4	10	38.50	18:16.462	126.4
10	6	C.D.E. DEYSCOM SPORT	Francisco Comendador Rome		SUBARU WRX Sti	5	5	10	38.50	18:20.739	125.9
11	5	EFICAR TEAM	Antonio Castro Ortega		PORSCHE 968 Turbo	CL	1	10	38.50	18:31.925	124.6
12	36	CHEFO SPORT	Iván Hernández González	Jr	RENAULT CLIO CUP IV	4	5	10	38.50	18:32.387	124.5
13	33	A.D. DESGUACES LA TORR	Juan Francisco Gastañaga Ma		SEAT LEON MK 2	6A	2	10	38.50	18:47.248	122.9
14	26	RACE	Borja Hormigos Nicolás		MINI Challenge	3	1	10	38.50	18:55.885	122.0
15	31	PARADINAS MOTORSPORT	Jose Ramón Fernández Sánc		PEUGEOT 207 LW THP	3	2	10	38.50	19:01.084	121.4
16	16	SMC JUNIOR MOTORSPORT	Miguel Cadenas Vega		RENAULT CLIO CUP III	3	3	10	38.50	19:02.832	121.2
17	20	SMC JUNIOR MOTORSPORT	Mario Alberto Moreno Rojas		RENAULT CLIO CUP III	3	4	10	38.50	19:27.985	118.6
18	66	C.D.E. ULTIMA VUELTA	Jose Alberto Vila Sainz	Jr	PEUGEOT 207 LW THP	3	5	8	30.80	15:40.450	117.9
19	24	JOSE D. BARTOL SALAZAR	José David Bartol Salazar		OPEL KADETT 2.0	CL	2	8	30.80	19:14.526	96.0
<b>No clasificados: (Requerimientos: 75% del número de vueltas del lider = 8 Vueltas)</b>											
	13	C.D.E. ULTIMA VUELTA	Luis Ruiz Moya		SEAT LEON MK 2	5	6	2	07.70	4:47.400	96.4
	50	RACE	Isaac Vera Alberruche		TOYOTA GT 86 -CET	4	6				
	25	C.D.E. ULTIMA VUELTA	Javier Caño Hidalgo		RENAULT CLIO CUP IV	4	7				
	34	RACE	Eloy Iñigo Varas		PEUGEOT 207 LW THP	3	6				
	41	ISRAEL DE ANA MORALES	Israel De Ana Morales		PORSCHE 928	CL	3				



# Circuito del Jarama

División 2

2ª Carrera

Tiempos Por Vuelta



**5** 1 Antonio Castro Ortega PORSCHE 968 Turbo **15** 1 Carlos Esteban García SEAT LEON MK 2  
 CL 2 EFICAR TEAM 5 2 A.D. DESGUACES LA TORRE

Vta	D	Tiempo	Sector 1	Sector 2	Sector 3	V.Max	Elapsed	Vta	D	Tiempo	Sector 1	Sector 2	Sector 3	V.Max	Elapsed
1		2:02.898	53.683	38.181	31.034	144.0	2:02.898	1		1:55.347	48.309	36.545	30.493	127.3	1:55.347
2		1:51.424	43.307	37.810	30.307	180.0	3:54.322	2		1:46.204	41.518	35.305	29.381	208.4	3:41.551
3		1:50.498	43.346	36.717	30.435	184.6	5:44.820	3		1:47.655	41.528	36.006	30.121	200.7	5:29.206
4		1:48.569	41.055	37.087	30.427	205.3	7:33.389	4		1:46.368	40.931	35.274	30.163	200.7	7:15.574
5		1:47.517	40.947	36.319	30.251	203.0	9:20.906	5		1:46.938	41.215	36.234	29.489	205.7	9:02.512
6		1:50.163	42.560	36.690	30.913	188.8	11:11.069	6		1:48.413	41.401	37.292	29.720	204.5	10:50.925
7		1:49.148	41.951	36.677	30.520	206.1	13:00.217	7		1:48.675	41.739	36.392	30.544	205.7	12:39.600
8		1:49.744	42.052	36.836	30.856	197.4	14:49.961	8		1:48.536	41.784	36.369	30.383	197.8	14:28.136
9		1:50.221	42.466	36.979	30.776	188.4	16:40.182	9		1:46.828	41.376	35.785	29.667	206.1	16:14.964
10		1:51.743	43.029	37.845	30.869	193.8	18:31.925	10		1:45.387	40.603	35.245	29.539	205.3	18:00.351

**6** 1 Francisco Comendador Romero SUBARU WRX Sti **16** 1 Miguel Cadenas Vega RENAULT CLIO CUP III  
 5 2 C.D.E. DEYSCOM SPORT 3 2 SMC JUNIOR MOTORSPORT

Vta	D	Tiempo	Sector 1	Sector 2	Sector 3	V.Max	Elapsed	Vta	D	Tiempo	Sector 1	Sector 2	Sector 3	V.Max	Elapsed
1		1:50.960	44.163	37.070	29.727	121.4	1:50.960	1		2:04.454	51.695	39.403	33.356	133.0	2:04.454
2		1:49.459	43.401	35.994	30.064	190.4	3:40.419	2		1:54.661	44.859	38.272	31.530	182.4	3:59.115
3		1:47.417	41.366	36.027	30.024	212.1	5:27.836	3		1:52.740	43.399	37.856	31.485	196.7	5:51.855
4		1:46.262	41.008	35.452	29.802	202.2	7:14.098	4		1:53.259	43.143	38.498	31.618	196.3	7:45.114
5		1:47.139	41.146	36.000	29.993	208.8	9:01.237	5		1:53.670	43.528	38.549	31.593	197.4	9:38.784
6		1:48.191	41.857	36.031	30.303	201.8	10:49.428	6		1:54.041	43.115	39.212	31.714	194.2	11:32.825
7		1:48.795	42.121	36.632	30.042	201.8	12:38.223	7		1:53.578	43.376	38.572	31.630	193.2	13:26.403
8		1:51.393	42.083	38.282	31.028	199.6	14:29.616	8		1:51.883	42.760	37.676	31.447	197.8	15:18.286
9		1:53.870	43.801	37.702	32.367	187.5	16:23.486	9		1:52.688	43.217	37.754	31.717	194.5	17:10.974
10		1:57.253	43.415	38.972	34.866	192.1	18:20.739	10		1:51.858	42.814	37.751	31.293	196.3	19:02.832

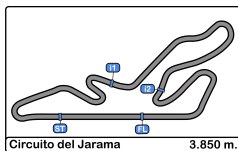
**8** 1 Luis García García CUPRA TCR **17** 1 Francisco Pérez Sierra PEUGEOT 207 EVO  
 6A 2 A.D. DESGUACES LA TORRE 4 2 C.D.E. ULTIMA VUELTA

Vta	D	Tiempo	Sector 1	Sector 2	Sector 3	V.Max	Elapsed	Vta	D	Tiempo	Sector 1	Sector 2	Sector 3	V.Max	Elapsed
1		1:52.103	45.231	36.610	30.262	112.8	1:52.103	1		1:53.883	46.959	36.834	30.090	135.1	1:53.883
2		1:49.017	42.550	36.343	30.124	177.0	3:41.120	2		1:47.651	41.658	36.236	29.757	203.0	3:41.534
3		1:47.524	41.743	35.848	29.933	198.8	5:28.644	3		1:48.340	42.160	36.122	30.058	199.2	5:29.874
4		1:46.707	40.882	35.442	30.383	205.3	7:15.351	4		1:48.451	41.369	36.600	30.482	203.3	7:18.325
5		1:46.838	41.048	35.841	29.949	204.1	9:02.189	5		1:48.183	41.663	36.276	30.244	201.4	9:06.508
6		1:47.721	41.275	36.369	30.077	209.3	10:49.910	6		1:48.167	41.519	36.441	30.207	207.2	10:54.675
7		1:49.020	42.374	36.515	30.131	209.3	12:38.930	7		1:47.996	41.607	36.184	30.205	199.6	12:42.671
8		1:47.317	41.740	35.704	29.873	205.3	14:26.247	8		1:47.890	41.367	36.392	30.131	207.2	14:30.561
9		1:46.498	40.933	35.586	29.979	208.8	16:12.745	9		1:48.542	42.318	36.129	30.095	203.3	16:19.103
10		1:47.045	41.546	35.531	29.968	203.0	17:59.790	10		1:50.213	41.932	36.212	32.069	203.7	18:09.316

**13** 1 Luis Ruiz Moya SEAT LEON MK 2 **19** 1 Enrique Hernando Alonso RENAULT CLIO CUP IV  
 5 2 C.D.E. ULTIMA VUELTA 4 2 A.D. DESGUACES LA TORRE

Vta	D	Tiempo	Sector 1	Sector 2	Sector 3	V.Max	Elapsed	Vta	D	Tiempo	Sector 1	Sector 2	Sector 3	V.Max	Elapsed
1		1:54.604	46.479	36.837	31.288	114.4	1:54.604	1		1:55.008	46.921	37.229	30.858	134.8	1:55.008
2		2:52.796 P	43.525	1:07.454	1:01.817	186.8	4:47.400	2		1:56.696	43.270	42.586	30.840	203.0	3:51.704
								3		1:48.034	41.649	35.994	30.391	210.9	5:39.738
								4		1:47.853	41.597	36.045	30.211	203.7	7:27.591
								5		1:47.918	41.479	36.197	30.242	206.5	9:15.509
								6		1:48.715	41.918	36.425	30.372	204.9	11:04.224
								7		1:47.801	41.658	35.977	30.166	204.5	12:52.025
								8		1:47.620	41.483	35.927	30.210	209.7	14:39.645
								9		1:48.085	41.769	35.991	30.325	206.5	16:27.730
								10		1:48.217	41.635	36.318	30.264	206.5	18:15.947





# Circuito del Jarama

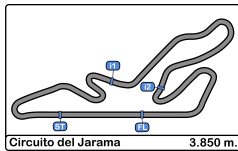
División 2

2ª Carrera

Tiempos Por Vuelta



20							24													
3			1 Mario Alberto Moreno Rojas				RENAULT CLIO CUP III			2			1 José David Bartol Salazar							
			2				SMC JUNIOR MOTORSPORT			CL			2							
			JOSE D. BARTOL SALAZAR																	
Vta	D	Tiempo	Sector 1	Sector 2	Sector 3	V.Max	Elapsed	Vta	D	Tiempo	Sector 1	Sector 2	Sector 3	V.Max	Elapsed					
1		2:09.123	56.386	39.939	32.798	120.9	2:09.123	1		2:17.805	58.319	43.353	36.133	127.2	2:17.805					
2		1:55.736	44.068	39.092	32.576	189.8	4:04.859	2		2:09.677	49.200	43.441	37.036	179.4	4:27.482					
3		1:54.735	44.350	38.293	32.092	190.4	5:59.594	3		2:11.137	49.815	44.111	37.211	177.3	6:38.619					
4		1:55.036	44.273	38.697	32.066	193.2	7:54.630	4		2:13.401	49.851	44.097	39.453	176.1	8:52.020					
5		1:55.858	44.177	39.597	32.084	192.1	9:50.488	5		2:21.533	51.192	50.756	39.585	164.3	11:13.553					
6		1:56.214	43.960	39.975	32.279	191.8	11:46.702	6		2:28.880	53.689	54.069	41.122	163.1	13:42.433					
7		1:55.192	43.840	38.810	32.542	187.1	13:41.894	7		2:44.637	58.347	57.786	48.504	131.2	16:27.070					
8		1:55.200	43.687	39.049	32.464	189.1	15:37.094	8		2:47.456	1:00.441	1:01.091	45.924	128.1	19:14.526					
9		1:54.875	43.519	39.320	32.036	189.8	17:31.969	26							1 Borja Hormigos Nicolás		MINI Challenge			
10		1:56.016	43.537	38.925	33.554	191.8	19:27.985	3			2				RACE					
Vta	D	Tiempo	Sector 1	Sector 2	Sector 3	V.Max	Elapsed	Vta	D	Tiempo	Sector 1	Sector 2	Sector 3	V.Max	Elapsed					
1		1:55.864	48.931	36.905	30.028	161.4	1:55.864	1		2:01.586	52.254	38.270	31.062	135.5	2:01.586					
2		1:50.070	42.926	37.459	29.685	198.5	3:45.934	2		1:52.203	43.503	37.843	30.857	187.8	3:53.789					
3		1:46.460	41.077	35.653	29.730	206.8	5:32.394	3		1:53.442	43.502	38.468	31.472	190.8	5:47.231					
4		1:45.931	40.911	35.227	29.793	215.1	7:18.325	4		1:53.135	43.507	38.127	31.501	184.9	7:40.366					
5		1:45.708	40.867	35.283	29.558	212.1	9:04.033	5		1:53.378	43.986	38.024	31.368	186.8	9:33.744					
6		1:46.336	40.734	35.834	29.768	214.2	10:50.369	6		1:52.720	43.580	38.018	31.122	202.2	11:26.464					
7		1:47.088	41.431	35.915	29.742	208.8	12:37.457	7		1:52.816	43.365	37.719	31.732	198.8	13:19.280					
8		1:46.103	41.001	35.366	29.736	211.3	14:23.560	8		1:51.896	43.220	37.511	31.165	200.7	15:11.176					
9		1:46.632	41.406	35.449	29.777	208.4	16:10.192	9		1:51.971	43.130	37.361	31.480	201.8	17:03.147					
10		1:47.849	42.012	35.776	30.061	208.8	17:58.041	10		1:52.738	43.726	37.535	31.477	199.2	18:55.885					
Vta	D	Tiempo	Sector 1	Sector 2	Sector 3	V.Max	Elapsed	27												
								4			2				1 Marcos De Diego Bravo				RENAULT CLIO CUP IV	
											SMC JUNIOR MOTORSPORT									
Vta	D	Tiempo	Sector 1	Sector 2	Sector 3	V.Max	Elapsed	Vta	D	Tiempo	Sector 1	Sector 2	Sector 3	V.Max	Elapsed					
1		1:55.784	48.630	36.815	30.339	135.6	1:55.784	1		1:55.784	48.630	36.815	30.339	135.6	1:55.784					
2		1:49.255	42.704	36.164	30.387	198.8	3:45.039	2		1:49.255	42.704	36.164	30.387	198.8	3:45.039					
3		1:48.252	41.430	36.507	30.315	205.3	5:33.291	3		1:48.252	41.430	36.507	30.315	205.3	5:33.291					
4		1:48.130	41.859	35.973	30.298	209.7	7:21.421	4		1:48.130	41.859	35.973	30.298	209.7	7:21.421					
5		1:48.870	41.604	36.067	31.199	206.8	9:10.291	5		1:48.870	41.604	36.067	31.199	206.8	9:10.291					
6		1:48.777	42.174	36.101	30.502	205.3	10:59.068	6		1:48.777	42.174	36.101	30.502	205.3	10:59.068					
7		1:49.096	42.278	36.244	30.574	190.1	12:48.164	7		1:49.096	42.278	36.244	30.574	190.1	12:48.164					
8		1:49.038	42.406	36.204	30.428	198.1	14:37.202	8		1:49.038	42.406	36.204	30.428	198.1	14:37.202					
9		1:48.309	41.875	36.100	30.334	203.3	16:25.511	9		1:48.309	41.875	36.100	30.334	203.3	16:25.511					
10		1:49.378	41.864	37.087	30.427	204.1	18:14.889	10		1:49.378	41.864	37.087	30.427	204.1	18:14.889					
Vta	D	Tiempo	Sector 1	Sector 2	Sector 3	V.Max	Elapsed	31												
								3			2				1 Jose Ramón Fernández Sánchez				PEUGEOT 207 LW THP	
											PARADINAS MOTORSPORT									
Vta	D	Tiempo	Sector 1	Sector 2	Sector 3	V.Max	Elapsed	Vta	D	Tiempo	Sector 1	Sector 2	Sector 3	V.Max	Elapsed					
1		2:05.782	54.686	38.598	32.498	132.0	2:05.782	1		2:05.782	54.686	38.598	32.498	132.0	2:05.782					
2		1:54.150	44.551	38.234	31.365	162.8	3:59.932	2		1:54.150	44.551	38.234	31.365	162.8	3:59.932					
3		1:53.137	43.894	38.007	31.236	175.6	5:53.069	3		1:53.137	43.894	38.007	31.236	175.6	5:53.069					
4		1:52.593	43.621	37.668	31.304	186.8	7:45.662	4		1:52.593	43.621	37.668	31.304	186.8	7:45.662					
5		1:53.352	43.424	38.630	31.298	186.2	9:39.014	5		1:53.352	43.424	38.630	31.298	186.2	9:39.014					
6		1:52.919	43.504	37.777	31.638	188.1	11:31.933	6		1:52.919	43.504	37.777	31.638	188.1	11:31.933					
7		1:51.401	42.921	37.405	31.075	186.5	13:23.334	7		1:51.401	42.921	37.405	31.075	186.5	13:23.334					
8		1:52.073	43.375	37.478	31.220	188.1	15:15.407	8		1:52.073	43.375	37.478	31.220	188.1	15:15.407					
9		1:52.697	43.568	37.582	31.547	178.8	17:08.104	9		1:52.697	43.568	37.582	31.547	178.8	17:08.104					
10		1:52.980	43.557	37.854	31.569	179.1	19:01.084	10		1:52.980	43.557	37.854	31.569	179.1	19:01.084					
Vta	D	Tiempo	Sector 1	Sector 2	Sector 3	V.Max	Elapsed	23												
								5			2				1 Fernando J. Bea Marton				SEAT LEON MK 2	
											C.D.E. ULTIMA VUELTA									
Vta	D	Tiempo	Sector 1	Sector 2	Sector 3	V.Max	Elapsed	Vta	D	Tiempo	Sector 1	Sector 2	Sector 3	V.Max	Elapsed					
1		1:58.012	50.034	37.260	30.718	124.2	1:58.012	1		1:58.012	50.034	37.260	30.718	124.2	1:58.012					
2		1:49.607	41.479	38.060	30.068	196.7	3:47.619	2		1:49.607	41.479	38.060	30.068	196.7	3:47.619					
3		1:47.076	40.936	36.363	29.777	205.7	5:34.695	3		1:47.076	40.936	36.363	29.777	205.7	5:34.695					
4		1:47.336	41.243	36.236	29.857	207.6	7:22.031	4		1:47.336	41.243	36.236	29.857	207.6	7:22.031					
5		1:48.878	41.954	36.725	30.199	208.8	9:10.909	5		1:48.878	41.954	36.725	30.199	208.8	9:10.909					
6		1:48.271	41.738	36.529	30.004	207.6	10:59.180	6		1:48.271	41.738	36.529	30.004	207.6	10:59.180					
7		1:52.020	41.401	36.300	34.319	205.3	12:51.200	7		1:52.020	41.401	36.300	34.319	205.3	12:51.200					
8		1:49.807	43.551	36.133	30.123	174.4	14:41.007	8		1:49.807	43.551	36.133	30.123	174.4	14:41.007					
9		1:47.985	41.864	35.944	30.177	206.5	16:28.992	9		1:47.985	41.864	35.944	30.177	206.5	16:28.992					
10		1:47.470	41.124	36.191	30.155	207.6	18:16.462	10		1:47.470	41.124	36.191	30.155	207.6	18:16.462					



# Circuito del Jarama

## División 2

### 2ª Carrera

#### Tiempos Por Vuelta



**33** 1 Juan Francisco Gastañaga SEAT LEON MK 2  
Martínez  
6A 2 A.D. DESGUACES LA TORRE

Vta	D	Tiempo	Sector 1	Sector 2	Sector 3	V.Max	Elapsed
1		2:05.159	55.284	38.677	31.198	116.0	2:05.159
2		1:51.519	43.172	37.317	31.030	176.4	3:56.678
3		1:50.608	42.408	37.129	31.071	187.8	5:47.286
4		<b>1:49.656</b>	<b>42.069</b>	<b>36.931</b>	<b>30.656</b>	188.4	7:36.942
5		1:50.159	42.293	37.111	30.755	194.2	9:27.101
6		1:51.240	42.599	37.534	31.107	190.1	11:18.341
7		1:51.287	43.061	37.429	30.797	182.4	13:09.628
8		1:52.667	43.599	37.867	31.201	181.8	15:02.295
9		1:52.429	43.006	37.967	31.456	190.8	16:54.724
10		1:52.524	42.833	38.386	31.305	190.4	18:47.248

**36** 1 Iván Hernández González RENAULT CLIO CUP IV  
4 2 CHEFO SPORT

Vta	D	Tiempo	Sector 1	Sector 2	Sector 3	V.Max	Elapsed
1		1:57.613	49.624	37.156	30.833	132.5	1:57.613
2		1:53.943	42.868	39.902	31.173	186.8	3:51.556
3		1:49.953	42.352	<b>36.132</b>	31.469	203.0	5:41.509
4		<b>1:49.162</b>	42.091	36.667	<b>30.404</b>	205.3	7:30.671
5		1:49.653	<b>41.812</b>	36.641	31.200	203.0	9:20.324
6		1:50.467	42.177	36.873	31.417	197.8	11:10.791
7		1:50.615	42.764	37.207	30.644	197.0	13:01.406
8		1:50.378	42.157	37.620	30.601	201.1	14:51.784
9		1:50.139	42.433	37.217	30.489	199.6	16:41.923
10		1:50.464	42.086	37.454	30.924	200.7	18:32.387

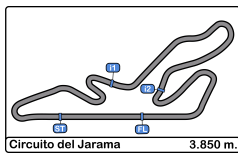
**38** 1 Jorge Otero Agreda SEAT LEON MK 2  
5 2 JORGE OTERO AGREDA

Vta	D	Tiempo	Sector 1	Sector 2	Sector 3	V.Max	Elapsed
1		1:49.603	44.860	35.324	29.419	124.5	1:49.603
2		1:44.676	40.561	<b>34.542</b>	29.573	215.5	3:34.279
3		<b>1:44.615</b>	<b>40.537</b>	34.667	<b>29.411</b>	213.0	5:18.894
4		1:45.557	40.586	35.121	29.850	214.7	7:04.451
5		1:45.819	40.859	35.060	29.900	213.0	8:50.270
6		1:46.641	41.205	35.065	30.371	208.8	10:36.911
7		1:46.474	41.358	35.192	29.924	204.9	12:23.385
8		1:46.713	41.447	35.264	30.002	211.7	14:10.098
9		1:47.163	41.641	35.672	29.850	206.8	15:57.261
10		1:47.905	41.548	35.900	30.457	203.7	17:45.166

**66** 1 Jose Alberto Vila Sainz PEUGEOT 207 LW THP  
3 2 C.D.E. ULTIMA VUELTA

Vta	D	Tiempo	Sector 1	Sector 2	Sector 3	V.Max	Elapsed
1		2:01.817	51.294	38.682	31.841	130.2	2:01.817
2		1:55.805	43.813	39.338	32.654	192.8	3:57.622
3		<b>1:53.361</b>	43.619	<b>37.955</b>	31.787	196.3	5:50.983
4		1:53.404	43.745	38.080	<b>31.579</b>	196.7	7:44.387
5		1:53.894	44.034	38.161	31.699	198.8	9:38.281
6		1:53.564	<b>43.301</b>	38.121	32.142	202.6	11:31.845
7		1:54.299	44.008	38.545	31.746	184.6	13:26.144
8		2:14.306 P	43.993	44.358	45.955	197.0	15:40.450





# Circuito del Jarama

División 2

2ª Carrera

Análisis



**Num** **Tiempo Vta.** **Dif. 1º**

## Vta 1

38	1:49.603	
6	1:50.960	01.357
8	1:52.103	02.500
17	1:53.883	04.280
13	1:54.604	05.001
19	1:55.008	05.405
22	1:55.060	05.457
15	1:55.347	05.744
27	1:55.784	06.181
21	1:55.864	06.261
36	1:57.613	08.010
23	1:58.012	08.409
26	2:01.586	11.983
66	2:01.817	12.214
5	2:02.898	13.295
16	2:04.454	14.851
33	2:05.159	15.556
31	2:05.782	16.179
20	2:09.123	19.520
24	2:17.805	28.202

**Num** **Tiempo Vta.** **Dif. 1º**

## Vta 2

38	1:44.676	
6	1:49.459	06.140
8	1:49.017	06.841
17	1:47.651	07.255
15	1:46.204	07.272
27	1:49.255	10.760
21	1:50.070	11.655
22	1:51.723	12.504
23	1:49.607	13.340
36	1:53.943	17.277
19	1:56.696	17.425
26	1:52.203	19.510
5	1:51.424	20.043
33	1:51.519	22.399
66	1:55.805	23.343
16	1:54.661	24.836
31	1:54.150	25.653

20 1:55.736 30.580

24 2:09.677 53.203

13 2:52.796 1:13.121

**Num** **Tiempo Vta.** **Dif. 1º**

## Vta 3

38	1:44.615	
6	1:47.417	08.942
8	1:47.524	09.750
15	1:47.655	10.312
17	1:48.340	10.980
21	1:46.460	13.500
27	1:48.252	14.397
22	1:46.882	14.771
23	1:47.076	15.801
19	1:48.034	20.844
36	1:49.953	22.615
5	1:50.498	25.926
26	1:53.442	28.337
33	1:50.608	28.392
66	1:53.361	32.089
16	1:52.740	32.961
31	1:53.137	34.175
20	1:54.735	40.700
24	2:11.137	1:19.725

**Num** **Tiempo Vta.** **Dif. 1º**

## Vta 4

38	1:45.557	
6	1:46.262	09.647
8	1:46.707	10.900
15	1:46.368	11.123
17	1:48.451	13.874
21	1:45.931	13.874
27	1:48.130	16.970
22	1:47.956	17.170
23	1:47.336	17.580
19	1:47.853	23.140
36	1:49.162	26.220
5	1:48.569	28.938
33	1:49.656	32.491
26	1:53.135	35.915
66	1:53.404	39.936

16 1:53.259 40.663

31 1:52.593 41.211

20 1:55.036 50.179

**Num** **Tiempo Vta.** **Dif. 1º**

## Vta 5

38	1:45.819	
24	2:13.401	1 Lap
6	1:47.139	10.967
8	1:46.838	11.919
15	1:46.938	12.242
21	1:45.708	13.763
17	1:48.183	16.238
22	1:48.441	19.792
27	1:48.870	20.021
23	1:48.878	20.639
19	1:47.918	25.239
36	1:49.653	30.054
5	1:47.517	30.636
33	1:50.159	36.831
26	1:53.378	43.474
66	1:53.894	48.011
16	1:53.670	48.514
31	1:53.352	48.744
20	1:55.858	1:00.218

**Num** **Tiempo Vta.** **Dif. 1º**

## Vta 6

38	1:46.641	
6	1:48.191	12.517
8	1:47.721	12.999
21	1:46.336	13.458
15	1:48.413	14.014
17	1:48.167	17.764
22	1:47.297	20.448
27	1:48.777	22.157
23	1:48.271	22.269
19	1:48.715	27.313
36	1:50.467	33.880
5	1:50.163	34.158
24	2:21.533	1 Lap
33	1:51.240	41.430
26	1:52.720	49.553

66 1:53.564 54.934

31 1:52.919 55.022

16 1:54.041 55.914

20 1:56.214 1:09.791

**Num** **Tiempo Vta.** **Dif. 1º**

## Vta 7

38	1:46.474	
21	1:47.088	14.072
6	1:48.795	14.838
8	1:49.020	15.545
15	1:48.675	16.215
17	1:47.996	19.286
22	1:46.595	20.569
27	1:49.096	24.779
23	1:52.020	27.815
19	1:47.801	28.640
5	1:49.148	36.832
36	1:50.615	38.021
33	1:51.287	46.243
26	1:52.816	55.895
31	1:51.401	59.949
66	1:54.299	1:02.759
16	1:53.578	1:03.018
20	1:55.192	1:18.509
24	2:28.880	1 Lap

**Num** **Tiempo Vta.** **Dif. 1º**

## Vta 8

38	1:46.713	
21	1:46.103	13.462
8	1:47.317	16.149
15	1:48.536	18.038
6	1:51.393	19.518
17	1:47.890	20.463
22	1:46.844	20.700
27	1:49.038	27.104
19	1:47.620	29.547
23	1:49.807	30.909
5	1:49.744	39.863
36	1:50.378	41.686
33	1:52.667	52.197
26	1:51.896	1:01.078

31 1:52.073 1:05.309

16 1:51.883 1:08.188

20 1:55.200 1:26.996

66 2:14.306 1:30.352

**Num** **Tiempo Vta.** **Dif. 1º**

## Vta 9

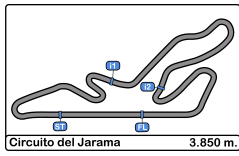
38	1:47.163	
21	1:46.632	12.931
8	1:46.498	15.484
15	1:46.828	17.703
22	1:47.544	21.081
17	1:48.542	21.842
6	1:53.870	26.225
27	1:48.309	28.250
24	2:44.637	2 Laps
19	1:48.085	30.469
23	1:47.985	31.731
5	1:50.221	42.921
36	1:50.139	44.662
33	1:52.429	57.463
26	1:51.971	1:05.886
31	1:52.697	1:10.843
16	1:52.688	1:13.713
20	1:54.875	1:34.708

**Num** **Tiempo Vta.** **Dif. 1º**

## Vta 10

38	1:47.905	
21	1:47.849	12.875
8	1:47.045	14.624
15	1:45.387	15.185
22	1:47.927	21.103
17	1:50.213	24.150
27	1:49.378	29.723
19	1:48.217	30.781
23	1:47.470	31.296
6	1:57.253	35.573
5	1:51.743	46.759
36	1:50.464	47.221
33	1:52.524	1:02.082
26	1:52.738	1:10.719
31	1:52.980	1:15.918





## Circuito del Jarama

División 2

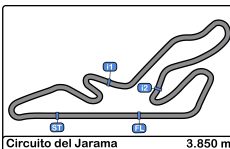
2ª Carrera

Análisis



16	1:51.858	1:17.666
24	2:47.456	2 Laps
20	1:56.016	1:42.819





Circuito del Jarama

División 2

2ª Carrera

Mejores Sectores



Sector - 1				Sector - 2				Sector - 3				Vuelta Ideal vs Mejor Vuelta				
Clas	Nº	Piloto	Tiempo	Nº	Piloto	Tiempo	Nº	Piloto	Tiempo	Clas	Nº	Piloto	Vta. Ideal	Mejor V.	Clas	
1	38	Jorge Otero Agreda	40.537	38	Jorge Otero Agreda	34.542	15	Carlos Esteban García	29.381	1	38	Jorge Otero Agreda	1:44.490	1:44.615	1	
2	15	Carlos Esteban García	40.603	21	Jose M. De Los Milagros	35.227	38	Jorge Otero Agreda	29.411	2	15	Carlos Esteban García	1:45.229	1:45.387	2	
3	21	Jose M. De Los Milagros	40.734	15	Carlos Esteban García	35.245	21	Jose M. De Los Milagros	29.558	3	21	Jose M. De Los Milagros	1:45.519	1:45.708	3	
4	8	Luis García García	40.882	8	Luis García García	35.442	6	Francisco Comendador	29.727	4	6	Francisco Comendador	1:46.187	1:46.262	4	
5	22	Ruiz Medina - Morera Hernandez	40.933	6	Francisco Comendador	35.452	17	Francisco Pérez Sierra	29.757	5	8	Luis García García	1:46.197	1:46.498	5	
6	23	Fernando J. Bea Marto	40.936	22	Ruiz Medina - Morera Hernandez	35.500	23	Fernando J. Bea Marto	29.777	6	22	Ruiz Medina - Morera Hernandez	1:46.332	1:46.595	6	
7	5	Antonio Castro Ortega	40.947	19	Enrique Hernando Alonso	35.927	8	Luis García García	29.873	7	23	Fernando J. Bea Marto	1:46.657	1:47.076	7	
8	6	Francisco Comendador	41.008	23	Fernando J. Bea Marto	35.944	22	Ruiz Medina - Morera Hernandez	29.899	8	17	Francisco Pérez Sierra	1:47.246	1:47.651	10	
9	17	Francisco Pérez Sierra	41.367	27	Marcos De Diego Brav	35.973	19	Enrique Hernando Alonso	30.166	9	5	Antonio Castro Ortega	1:47.517	1:47.517	8	
10	27	Marcos De Diego Brav	41.430	17	Francisco Pérez Sierra	36.122	5	Antonio Castro Ortega	30.251	10	19	Enrique Hernando Alonso	1:47.572	1:47.620	9	
11	19	Enrique Hernando Alonso	41.479	36	Iván Hernández González	36.132	27	Marcos De Diego Brav	30.298	11	27	Marcos De Diego Brav	1:47.701	1:48.130	11	
12	36	Iván Hernández González	41.812	5	Antonio Castro Ortega	36.319	36	Iván Hernández González	30.404	12	36	Iván Hernández González	1:48.348	1:49.162	12	
13	33	Juan Francisco Gastañaga Medina	42.069	13	Luis Ruiz Moya	36.837	33	Juan Francisco Gastañaga Medina	30.656	13	33	Juan Francisco Gastañaga Medina	1:49.656	1:49.656	13	
14	16	Miguel Cadenas Vega	42.760	33	Juan Francisco Gastañaga Medina	36.931	26	Borja Hormigos Nicolás	30.857	14	26	Borja Hormigos Nicolás	1:51.348	1:51.896	16	
15	31	Jose Ramón Fernández	42.921	26	Borja Hormigos Nicolás	37.361	31	Jose Ramón Fernández	31.075	15	31	Jose Ramón Fernández	1:51.401	1:51.401	14	
16	26	Borja Hormigos Nicolás	43.130	31	Jose Ramón Fernández	37.405	13	Luis Ruiz Moya	31.288	16	13	Luis Ruiz Moya	1:51.650	1:54.604	18	
17	66	Jose Alberto Vila Sainz	43.301	16	Miguel Cadenas Vega	37.676	16	Miguel Cadenas Vega	31.293	17	16	Miguel Cadenas Vega	1:51.729	1:51.858	15	
18	20	Mario Alberto Moreno Rojas	43.519	66	Jose Alberto Vila Sainz	37.955	66	Jose Alberto Vila Sainz	31.579	18	66	Jose Alberto Vila Sainz	1:52.835	1:53.361	17	
19	13	Luis Ruiz Moya	43.525	20	Mario Alberto Moreno Rojas	38.293	20	Mario Alberto Moreno Rojas	32.036	19	20	Mario Alberto Moreno Rojas	1:53.848	1:54.735	19	
20	24	José David Bartol Salazar	49.200	24	José David Bartol Salazar	43.353	24	José David Bartol Salazar	36.133	20	24	José David Bartol Salazar	2:08.686	2:09.677	20	





Circuito del Jarama

División 2

2ª Carrera

Secuencia Lider



<u>Nº</u>	<u>Concursante</u>	<u>Piloto 1</u>	<u>Piloto 2</u>	<u>Vehiculo</u>	<u>Cat</u>	<u>Vta. Inici</u>	<u>Vta. Fin</u>	<u>Vtas.</u>	<u>Total Vtas.</u>
38	JORGE OTERO AGREDA	Jorge Otero Agreda		SEAT LEON MK 2	5	1	10	10	10





# Circuito del Jarama

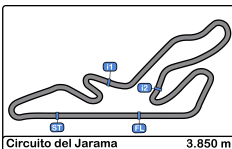
## División 2

### 2ª Carrera

#### 5 Mejores Tiempos



Cl	Nº	Concursante	Piloto 1	Piloto 2	Vehiculo	Cat	Cl	Mejor 1		Mejor 2		Mejor 3		Mejor 4		Mejor 5	
								Tiempo	Vta.	Tiempo	Vta.	Tiempo	Vta.	Tiempo	Vta.	Tiempo	Vta.
1	38	JORGE OTERO AGREDA	Jorge Otero Agreda		SEAT LEON MK 2	5	1	1:44.615	3	1:44.676	2	1:45.557	4	1:45.819	5	1:46.474	7
2	15	A.D. DESGUACES LA TORRE	Carlos Esteban García		SEAT LEON MK 2	5	2	1:45.387	10	1:46.204	2	1:46.368	4	1:46.828	9	1:46.938	5
3	21	RACE	Jose M. De Los Milagros		SUBARU WRX Sti	5	3	1:45.708	5	1:45.931	4	1:46.103	8	1:46.336	6	1:46.460	3
4	6	C.D.E. DEYSCOM SPORT	Francisco Comendador Romero		SUBARU WRX Sti	5	4	1:46.262	4	1:47.139	5	1:47.417	3	1:48.191	6	1:48.795	7
5	8	A.D. DESGUACES LA TORRE	Luis García García		CUPRA TCR	6A	1	1:46.498	9	1:46.707	4	1:46.838	5	1:47.045	10	1:47.317	8
6	22	SMC JUNIOR MOTORSPORT	Moisés Ruiz Medina	Sergio Morera Hernandez	PEUGEOT RCZ Racing Cup	4	1	1:46.595	7	1:46.844	8	1:46.882	3	1:47.297	6	1:47.544	9
7	23	C.D.E. ULTIMA VUELTA	Fernando J. Bea Marton		SEAT LEON MK 2	5	5	1:47.076	3	1:47.336	4	1:47.470	10	1:47.985	9	1:48.271	6
8	5	EFICAR TEAM	Antonio Castro Ortega		PORSCHE 968 Turbo	CL	1	1:47.517	5	1:48.569	4	1:49.148	7	1:49.744	8	1:50.163	6
9	19	A.D. DESGUACES LA TORRE	Enrique Hernando Alonso		RENAULT CLIO CUP IV	4	2	1:47.620	8	1:47.801	7	1:47.853	4	1:47.918	5	1:48.034	3
10	17	C.D.E. ULTIMA VUELTA	Francisco Pérez Sierra		PEUGEOT 207 EVO	4	3	1:47.651	2	1:47.890	8	1:47.996	7	1:48.167	6	1:48.183	5
11	27	SMC JUNIOR MOTORSPORT	Marcos De Diego Bravo		RENAULT CLIO CUP IV	4	4	1:48.130	4	1:48.252	3	1:48.309	9	1:48.777	6	1:48.870	5
12	36	CHEFO SPORT	Iván Hernández González	Jr	RENAULT CLIO CUP IV	4	5	1:49.162	4	1:49.653	5	1:49.953	3	1:50.139	9	1:50.378	8
13	33	A.D. DESGUACES LA TORRE	Juan Francisco Gastañaga Martínez		SEAT LEON MK 2	6A	2	1:49.656	4	1:50.159	5	1:50.608	3	1:51.240	6	1:51.287	7
14	31	PARADINAS MOTORSPORT	Jose Ramón Fernández Sánchez		PEUGEOT 207 LW THP	3	1	1:51.401	7	1:52.073	8	1:52.593	4	1:52.697	9	1:52.919	6
15	16	SMC JUNIOR MOTORSPORT	Miguel Cadenas Vega		RENAULT CLIO CUP III	3	2	1:51.858	10	1:51.883	8	1:52.688	9	1:52.740	3	1:53.259	4
16	26	RACE	Borja Hormigos Nicolás		MINI Challenge	3	3	1:51.896	8	1:51.971	9	1:52.203	2	1:52.720	6	1:52.738	10
17	66	C.D.E. ULTIMA VUELTA	Jose Alberto Vila Sainz	Jr	PEUGEOT 207 LW THP	3	4	1:53.361	3	1:53.404	4	1:53.564	6	1:53.894	5	1:54.299	7
18	13	C.D.E. ULTIMA VUELTA	Luis Ruiz Moya		SEAT LEON MK 2	5	6	1:54.604	1	2:52.796	2						
19	20	SMC JUNIOR MOTORSPORT	Mario Alberto Moreno Rojas		RENAULT CLIO CUP III	3	5	1:54.735	3	1:54.875	9	1:55.036	4	1:55.192	7	1:55.200	8
20	24	JOSE D. BARTOL SALAZAR	José David Bartol Salazar		OPEL KADETT 2.0	CL	2	2:09.677	2	2:11.137	3	2:13.401	4	2:17.805	1	2:21.533	5



## Circuito del Jarama

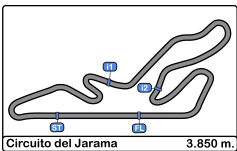
### División 2

### 2ª Carrera

### 5 Mejores Velocidades



Cl	Nº	Concursante	Piloto 1	Piloto 2	Vehiculo	Cat	Cl	V. Max. 1		V. Max. 2		V. Max. 3		V. Max. 4		V. Max. 5		Avg
								Km/h	Vta.	Km/h	Vta.	Km/h	Vta.	Km/h	Vta.	Km/h	Vta.	
1	22	SMC JUNIOR MOTORSPORT	Moisés Ruiz Medina	<u>Sergio Morera Hernandez</u>	PEUGEOT RCZ Racing Cup	4	1	215.5	4	214.2	5	214.2	8	213.4	9	213.0	7	214.1
2	38	JORGE OTERO AGREDA	Jorge Otero Agreda		SEAT LEON MK 2	5	1	215.5	2	214.7	4	213.0	3	213.0	5	211.7	8	213.6
3	21	RACE	Jose M. De Los Milagros		SUBARU WRX Sti	5	2	215.1	4	214.2	6	212.1	5	211.3	8	208.8	7	212.3
4	6	C.D.E. DEYSCOM SPORT	Francisco Comendador Romero		SUBARU WRX Sti	5	3	212.1	3	208.8	5	202.2	4	201.8	6	201.8	7	205.4
5	19	A.D. DESGUACES LA TORRE	Enrique Hernando Alonso		RENAULT CLIO CUP IV	4	2	210.9	3	209.7	8	206.5	5	206.5	9	206.5	10	208.0
6	27	SMC JUNIOR MOTORSPORT	Marcos De Diego Bravo		RENAULT CLIO CUP IV	4	3	209.7	4	206.8	5	205.3	3	205.3	6	204.1	10	206.2
7	8	A.D. DESGUACES LA TORRE	Luis García García		CUPRA TCR	6A	1	209.3	6	209.3	7	208.8	9	205.3	4	205.3	8	207.6
8	23	C.D.E. ULTIMA VUELTA	Fernando J. Bea Marton		SEAT LEON MK 2	5	4	208.8	5	207.6	4	207.6	6	207.6	10	206.5	9	207.6
9	15	A.D. DESGUACES LA TORRE	Carlos Esteban García		SEAT LEON MK 2	5	5	208.4	2	206.1	9	205.7	5	205.7	7	205.3	10	206.2
10	17	C.D.E. ULTIMA VUELTA	Francisco Pérez Sierra		PEUGEOT 207 EVO	4	4	207.2	6	207.2	8	203.7	10	203.3	4	203.3	9	205.0
11	5	EFICAR TEAM	Antonio Castro Ortega		PORSCHE 968 Turbo	CL	1	206.1	7	205.3	4	203.0	5	197.4	8	193.8	10	201.1
12	36	CHEFO SPORT	Iván Hernández González	Jr	RENAULT CLIO CUP IV	4	5	205.3	4	203.0	3	203.0	5	201.1	8	200.7	10	202.6
13	66	C.D.E. ULTIMA VUELTA	Jose Alberto Vila Sainz	Jr	PEUGEOT 207 LW THP	3	1	202.6	6	198.8	5	197.0	8	196.7	4	196.3	3	198.3
14	26	RACE	Borja Hormigos Nicolás		MINI Challenge	3	2	202.2	6	201.8	9	200.7	8	199.2	10	198.8	7	200.6
15	16	SMC JUNIOR MOTORSPORT	Miguel Cadenas Vega		RENAULT CLIO CUP III	3	3	197.8	8	197.4	5	196.7	3	196.3	4	196.3	10	196.9
16	33	A.D. DESGUACES LA TORRE	Juan Francisco Gastañaga Martínez		SEAT LEON MK 2	6A	2	194.2	5	190.8	9	190.4	10	190.1	6	188.4	4	190.8
17	20	SMC JUNIOR MOTORSPORT	Mario Alberto Moreno Rojas		RENAULT CLIO CUP III	3	4	193.2	4	192.1	5	191.8	6	191.8	10	190.4	3	191.9
18	31	PARADINAS MOTORSPORT	Jose Ramón Fernández Sánchez		PEUGEOT 207 LW THP	3	5	188.1	6	188.1	8	186.8	4	186.5	7	186.2	5	187.1
19	13	C.D.E. ULTIMA VUELTA	Luis Ruiz Moya		SEAT LEON MK 2	5	6	186.8	2	114.4	1							150.6
20	24	JOSE D. BARTOL SALAZAR	José David Bartol Salazar		OPEL KADETT 2.0	CL	2	179.4	2	177.3	3	176.1	4	164.3	5	163.1	6	172.0



Circuito del Jarama

División 2

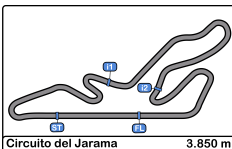
2ª Carrera

Secuencia Vueltas Rápidas



<u>Vta.</u>	<u>Hora Día</u>	<u>Tiempo Sesión</u>	<u>Nº</u>	<u>Concursante</u>	<u>Piloto 1</u>	<u>Piloto 2</u>	<u>Vehículo</u>	<u>Cat</u>	<u>Tiempo</u>	<u>Km/h</u>
2	17:09:55.501	1:03:34.501	38	JORGE OTERO AGREDA	Jorge Otero Agreda		SEAT LEON MK 2	5	1:44.676	132.4
3	17:11:40.116	1:05:19.116	38	JORGE OTERO AGREDA	Jorge Otero Agreda		SEAT LEON MK 2	5	1:44.615	132.4





## Circuito del Jarama

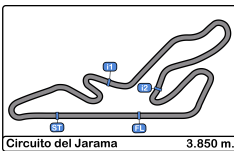
División 2

2ª Carrera

Mejor Maxima Velocidad del Evento



Nº	Concursante	Piloto 1	Piloto 2	Vehiculo	Cat	Km/h	Sesión
13	C.D.E. ULTIMA VUELTA	Luis Ruiz Moya		SEAT LEON MK 2	5	222.2	1ª Carrera
38	JORGE OTERO AGREDA	Jorge Otero Agreda		SEAT LEON MK 2	5	221.3	Entrenamiento cronometrado
22	SMC JUNIOR MOTORSPORT	Moisés Ruiz Medina	Sergio Morera Hernandez	PEUGEOT RCZ Racing Cup	4	216.0	Entrenamiento cronometrado
21	RACE	Jose M. De Los Milagros		SUBARU WRX Sti	5	215.1	2ª Carrera
8	A.D. DESGUACES LA TORRE	Luis García García		CUPRA TCR	6A	213.4	Entrenamiento cronometrado
23	C.D.E. ULTIMA VUELTA	Fernando J. Bea Marton		SEAT LEON MK 2	5	213.4	1ª Carrera
19	A.D. DESGUACES LA TORRE	Enrique Hernando Alonso		RENAULT CLIO CUP IV	4	213.0	1ª Carrera
6	C.D.E. DEYSCOM SPORT	Francisco Comendador		SUBARU WRX Sti	5	212.1	2ª Carrera
15	A.D. DESGUACES LA TORRE	Carlos Esteban García		SEAT LEON MK 2	5	211.7	Entrenamiento cronometrado
27	SMC JUNIOR MOTORSPORT	Marcos De Diego Bravo		RENAULT CLIO CUP IV	4	209.7	2ª Carrera
26	RACE	Borja Hormigos Nicolás		MINI Challenge	3	207.6	Entrenamiento cronometrado
5	EFICAR TEAM	Antonio Castro Ortega		PORSCHE 968 Turbo	CL	207.6	Entrenamiento cronometrado
17	C.D.E. ULTIMA VUELTA	Francisco Pérez Sierra		PEUGEOT 207 EVO	4	207.2	2ª Carrera
36	CHEFO SPORT	Iván Hernández González	Jr	RENAULT CLIO CUP IV	4	205.3	2ª Carrera
66	C.D.E. ULTIMA VUELTA	Jose Alberto Vila Sainz	Jr	PEUGEOT 207 LW THP	3	202.6	2ª Carrera
33	A.D. DESGUACES LA TORRE	Juan Francisco Gastañaga		SEAT LEON MK 2	6A	201.8	Entrenamiento cronometrado
31	PARADINAS MOTORSPORT	Jose Ramón Fernández		PEUGEOT 207 LW THP	3	201.4	Entrenamiento cronometrado
41	ISRAEL DE ANA MORALES	Israel De Ana Morales		PORSCHE 928	CL	200.7	1ª Carrera
34	RACE	Eloy Iñigo Varas		PEUGEOT 207 LW THP	3	199.6	Entrenamiento cronometrado
16	SMC JUNIOR MOTORSPORT	Miguel Cadenas Vega		RENAULT CLIO CUP III	3	197.8	2ª Carrera
20	SMC JUNIOR MOTORSPORT	Mario Alberto Moreno Rojas		RENAULT CLIO CUP III	3	193.2	2ª Carrera
25	C.D.E. ULTIMA VUELTA	Javier Caño Hidalgo		RENAULT CLIO CUP IV	4	190.4	Entrenamiento cronometrado
24	JOSE D. BARTOL SALAZAR	José David Bartol Salazar		OPEL KADETT 2.0	CL	185.5	1ª Carrera
50	RACE	Isaac Vera Alberruche		TOYOTA GT 86 -CET	4	179.7	Entrenamiento cronometrado



Circuito del Jarama

División 2

2ª Carrera

Cuentavueltas

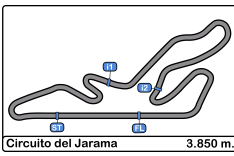


**Vta.**

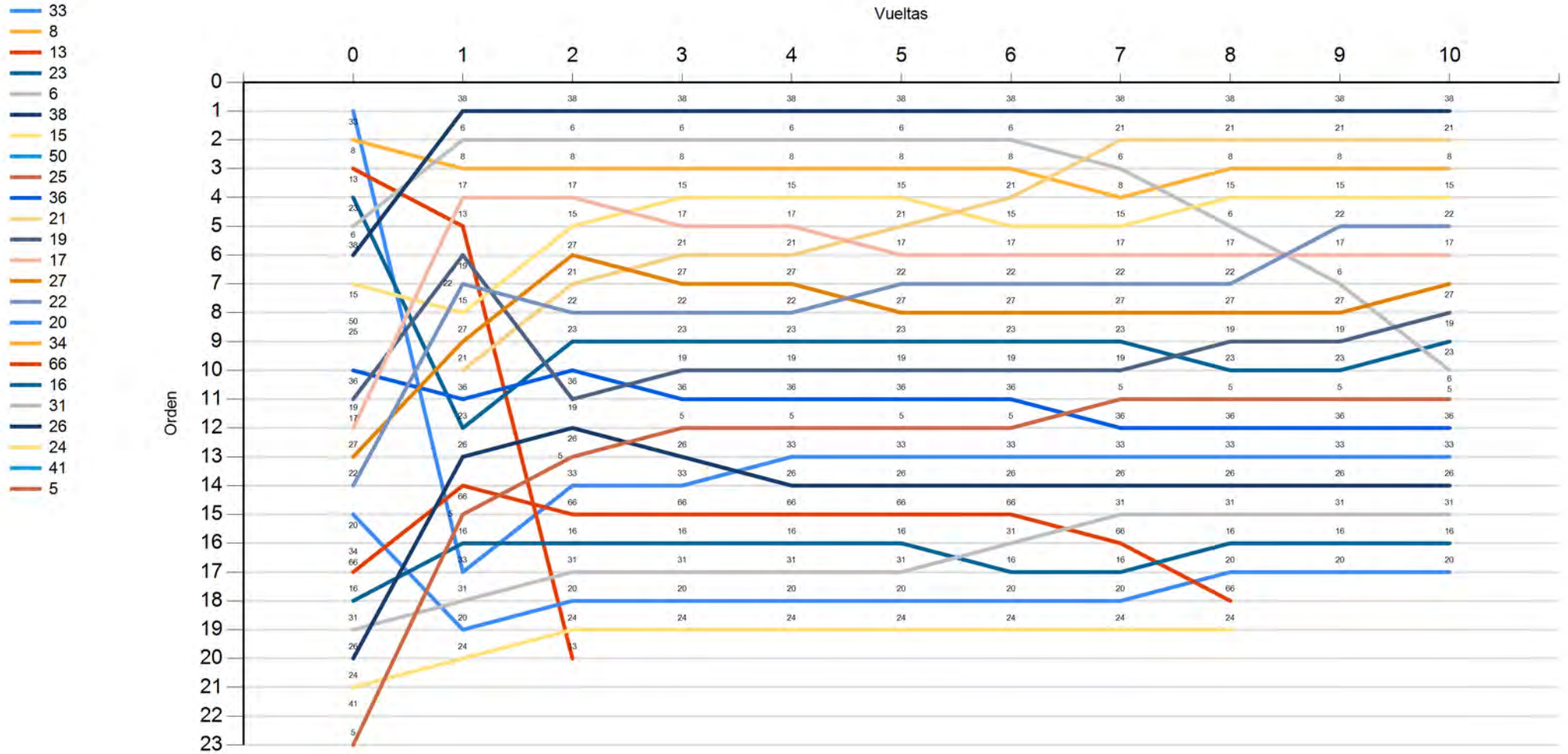
Nr	Po	Grid	1	2	3	4	5	6	7	8	9	10
33	<b>1</b>	33	38	38	38	38	38	38	38	38	38	38
8	<b>2</b>	8	6	6	6	6	6	6	21	21	21	21
13	<b>3</b>	13	8	8	8	8	8	8	6	8	8	8
23	<b>4</b>	23	17	17	15	15	15	21	8	15	15	15
6	<b>5</b>	6	13	15	17	17	21	15	15	6	22	22
38	<b>6</b>	38	19	27	21	21	17	17	17	17	17	17
15	<b>7</b>	15	22	21	27	27	22	22	22	22	6	27
50	<b>8</b>	50	15	22	22	22	27	27	27	27	27	19
25	<b>9</b>	25	27	23	23	23	23	23	23	19	19	23
36	<b>10</b>	36	21	36	19	19	19	19	19	23	23	6
19	<b>11</b>	19	36	19	36	36	36	36	5	5	5	5
17	<b>12</b>	17	23	26	5	5	5	5	36	36	36	36
27	<b>13</b>	27	26	5	26	33	33	33	33	33	33	33
22	<b>14</b>	22	66	33	33	26	26	26	26	26	26	26
20	<b>15</b>	20	5	66	66	66	66	66	31	31	31	31
34	<b>16</b>	34	16	16	16	16	16	31	66	16	16	16
66	<b>17</b>	66	33	31	31	31	31	16	16	20	20	20
16	<b>18</b>	16	31	20	20	20	20	20	20	66		
31	<b>19</b>	31	20	24	24	24	24	24	24	24		
26	<b>20</b>	26	24	13								
24	<b>21</b>	24										
41	<b>22</b>	41										
5	<b>23</b>	5										

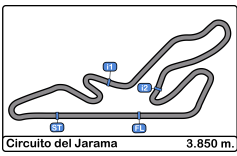






Circuito del Jarama  
 División 2  
 2ª Carrera  
 Cuentavueltas Gráfico





Circuito del Jarama

División 2

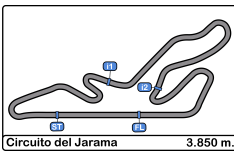
2ª Carrera

Tiempos Parada en Pit



<u>Nr.</u>	<u>Hora Día</u> <u>En.</u>	<u>Concursante</u>	<u>Nac</u>	<u>Piloto 1</u>	<u>Nac</u>	<u>Piloto 2</u>	<u>Nac</u>	<u>Vehiculo</u>	<u>Cat</u>	<u>Tiempo Entra.</u>	<u>Stop N°</u>	<u>Tiempo Box</u>	<u>Handicap</u>	<u>Penalty</u>
------------	-------------------------------	--------------------	------------	-----------------	------------	-----------------	------------	-----------------	------------	----------------------	----------------	-------------------	-----------------	----------------





**Circuito del Jarama**  
**División 2**  
**2ª Carrera**  
**Resultados Finales**



Cls	Nº	Concursante	Piloto 1	Piloto 2	Vehiculo	Cat	Cl	Vtas.	Tiempo	Dif 1º	Intervalo	Km/h	V.R.	Tiempo	Km/h
1	38	JORGE OTERO AGREDA	Jorge Otero Agreda		SEAT LEON MK 2	5	1	10	17:45.166			130.1	3	1:44.615	132.4
2	21	RACE	Jose M. De Los Milagros		SUBARU WRX Sti	5	2	10	17:58.041	12.875	12.875	128.5	5	1:45.708	131.1
3	8	A.D. DESGUACES LA TORR	Luis García García		CUPRA TCR	6A	1	10	17:59.790	14.624	1.749	128.3	9	1:46.498	130.1
4	15	A.D. DESGUACES LA TORR	Carlos Esteban García		SEAT LEON MK 2	5	3	10	18:00.351	15.185	0.561	128.2	10	1:45.387	131.5
5	22	SMC JUNIOR MOTORSPOR	Moisés Ruiz Medina	Sergio Morera Hernandez	PEUGEOT RCZ Racing Cup	4	1	10	18:06.269	21.103	5.918	127.5	7	1:46.595	130.0
6	17	C.D.E. ULTIMA VUELTA	Francisco Pérez Sierra		PEUGEOT 207 EVO	4	2	10	18:09.316	24.150	3.047	127.2	2	1:47.651	128.7
7	27	SMC JUNIOR MOTORSPOR	Marcos De Diego Bravo		RENAULT CLIO CUP IV	4	3	10	18:14.889	29.723	5.573	126.5	4	1:48.130	128.1
8	19	A.D. DESGUACES LA TORR	Enrique Hernando Alonso		RENAULT CLIO CUP IV	4	4	10	18:15.947	30.781	1.058	126.4	8	1:47.620	128.7
9	23	C.D.E. ULTIMA VUELTA	Fernando J. Bea Marton		SEAT LEON MK 2	5	4	10	18:16.462	31.296	0.515	126.4	3	1:47.076	129.4
10	6	C.D.E. DEYSCOM SPORT	Francisco Comendador Romero		SUBARU WRX Sti	5	5	10	18:20.739	35.573	4.277	125.9	4	1:46.262	130.4
11	5	EFICAR TEAM	Antonio Castro Ortega		PORSCHE 968 Turbo	CL	1	10	18:31.925	46.759	11.186	124.6	5	1:47.517	128.9
12	36	CHEFO SPORT	Iván Hernández González	Jr	RENAULT CLIO CUP IV	4	5	10	18:32.387	47.221	0.462	124.5	4	1:49.162	126.9
13	33	A.D. DESGUACES LA TORR	Juan Francisco Gastañaga		SEAT LEON MK 2	6A	2	10	18:47.248	1:02.082	14.861	122.9	4	1:49.656	126.3
14	26	RACE	Borja Hormigos Nicolás		MINI Challenge	3	1	10	18:55.885	1:10.719	8.637	122.0	8	1:51.896	123.8
15	31	PARADINAS MOTORSPORT	Jose Ramón Fernández Sánchez		PEUGEOT 207 LW THP	3	2	10	19:01.084	1:15.918	5.199	121.4	7	1:51.401	124.4
16	16	SMC JUNIOR MOTORSPOR	Miguel Cadenas Vega		RENAULT CLIO CUP III	3	3	10	19:02.832	1:17.666	1.748	121.2	10	1:51.858	123.9
17	20	SMC JUNIOR MOTORSPOR	Mario Alberto Moreno Rojas		RENAULT CLIO CUP III	3	4	10	19:27.985	1:42.819	25.153	118.6	3	1:54.735	120.8
18	66	C.D.E. ULTIMA VUELTA	Jose Alberto Vila Sainz	Jr	PEUGEOT 207 LW THP	3	5	8	15:40.450	2 Vtas	2 Vtas	117.9	3	1:53.361	122.2
19	24	JOSE D. BARTOL SALAZAR	José David Bartol Salazar		OPEL KADETT 2.0	CL	2	8	19:14.526	2 Vtas	3:34.076	96.0	2	2:09.677	106.8
<b>No clasificados: (Requerimientos: 75% del número de vueltas del lider = 8 Vueltas)</b>															
	13	C.D.E. ULTIMA VUELTA	Luis Ruiz Moya		SEAT LEON MK 2	5	6	2	4:47.400	8 Vtas	6 Vtas	96.4	1	1:54.604	120.9
	50	RACE	Isaac Vera Alberruche		TOYOTA GT 86 -CET	4	6								
	25	C.D.E. ULTIMA VUELTA	Javier Caño Hidalgo		RENAULT CLIO CUP IV	4	7								
	34	RACE	Eloy Iñigo Varas		PEUGEOT 207 LW THP	3	6								
	41	ISRAEL DE ANA MORALES	Israel De Ana Morales		PORSCHE 928	CL	3								

**Vuelta Rápida Jorge Otero Agreda en 1:44.615 a 132.5 Km/h en la vuelta 3**

Publicado a las:.....

<b>Comisarios Deportivos:</b>	<b>Director de Carrera:</b>	<b>Cronometrador:</b>
-------------------------------	-----------------------------	-----------------------

