



Campeonato RACE de Turismos


División 1

1ª Prueba

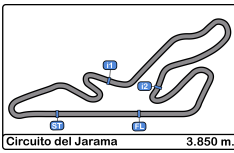
Circuito del Jarama

23 de marzo de 2019

Results booklet



Provided by Colegio de Cronometradores S.L.
www.cronococa.com



Circuito del Jarama
División 1
Entrenamiento cronometrado
Resultados Provisionales

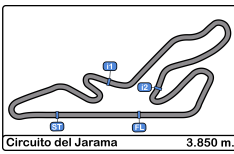


Cls	Nº	Concursante	Piloto 1	Piloto 2	Vehiculo	Cat	Cls	Vtas.	V.R.	Tiempo	Dif 1º	Intervalo	Km/h
1	8	ESCUDERIA GREDOS	Javier Moreno García		PEUGEOT 205 1.6	2B	1	11	10	1:53.479			122.1
2	18	C.D.E. ULTIMA VUELTA	Francisco Torres Alcalá	Jr	HYUNDAI GETZ 1.5 CRDi	2A	1	10	9	1:57.182	3.703	3.703	118.2
3	29	C.D.E. DEYSCOM SPORT	Carlos Plazio Gómez		CITROEN SAXO 1.6	2A	2	10	9	1:57.804	4.325	0.622	117.6
4	28	VSR MOTORSPORT	Enrique Sánchez González	Rk	BMW E36 325i	EN	1	11	9	1:57.982	4.503	0.178	117.4
5	20	EFICAR TEAM	Juan Carlos Lopez Olmo		MERCEDES BENZ 190 2.3	EN	2	8	6	1:58.578	5.099	0.596	116.8
6	14	RACE	Christian García García	Jr	HYUNDAI ACCENT 1.6	2B	2	8	7	1:59.326	5.847	0.748	116.1
7	9	EFICAR TEAM	Santiago Castilla Salinero		HYUNDAI GETZ 1.5 CRDi	2B	3	12	10	2:00.127	6.648	0.801	115.3
8	47	C.D.E. ULTIMA VUELTA	Miguel A. Abuin Taño		PEUGEOT 205 2.0	EN	3	15	14	2:00.248	6.769	0.121	115.2
9	4	LA RUINA RACING	Luis Barroso Catalina		HONDA CIVIC 1.6	2A	3	10	6	2:00.273	6.794	0.025	115.2
10	3	C.D.E. ULTIMA VUELTA	José Martínez García		MAZDA RX8 Spor Cup	2A	4	10	7	2:01.461	7.982	1.188	114.1
11	13	CLUB JARAMA SPORT	Sergio García Sardina		HYUNDAI GETZ 1.5 CRDi	2A	5	11	4	2:01.552	8.073	0.091	114.0
12	31	C.D.E. DEYSCOM SPORT	Oscar Plazio Gómez		HONDA CIVIC 1.6	2B	4	7	6	2:02.246	8.767	0.694	113.3
13	24	EFICAR TEAM	Teo Antonio Pérez Palomo		BMW E36 325i	EN	4	11	9	2:02.285	8.806	0.039	113.3
14	26	RACE	José Manuel Casanova Belmonte		HYUNDAI ACCENT 1.6	2A	6	15	14	2:04.738	11.259	2.453	111.1
15	23	A.D. CLEMENTE ARROYO	Jesus Escolar Álvarez	Antonio Vígara Tena	HYUNDAI ACCENT 1.5	2A	7	14	3	2:05.238	11.759	0.500	110.6
16	45	CLUB AUTOMOVIL SIERO	Jose Luis Crespillo Calderón	Miguel Angel Ureña García	FORD PUMA 1.6	1	1	16	9	2:05.562	12.083	0.324	110.3
17	25	AUTOMOVIL CLUB MADRID SPORT	Félix Tapia Del Rey	Rk	PEUGEOT 206 2.0	EN	5	3	3	2:11.277	17.798	5.715	105.5
18	7	CHEFO SPORT	Jesus Hernández Jiménez		CITROEN SAXO 1.6	2B	5	9	6	2:13.885	20.406	2.608	103.5
19	46	CLUB JARAMA SPORT	Eugenio Moreno Vicente	Rk	BMW E36 325i	EN	6	15	14	2:15.009	21.530	1.124	102.6
20	11	PARADINAS MOTORSPORT	Agustín Gómez Serrano		HYUNDAI GETZ 1.6	2A	8	1	1	11:38:42.9	11:36:49.	11:36:27.	00.0

Publicado a las:.....

Comisarios Deportivos:	Director de Carrera:	Cronometrador:
-------------------------------	-----------------------------	-----------------------





Circuito del Jarama

División 1

Entrenamiento cronometrado

Resultados Provisionales por categoría



Cls	Nº	Concursante	Piloto 1	Piloto 2	Vehiculo	Cat	Cls	Vtas.	Tiemp	Tiempo	Dif 1º	Intervalo	Km/h
2B													
1	8	ESCUDERIA GREDOS	Javier Moreno García		PEUGEOT 205 1.6	2B	1	11	10	1:53.479			122.1
2	14	RACE	Christian García García	Jr	HYUNDAI ACCENT 1.6	2B	2	8	7	1:59.326	5.847	5.847	116.1
3	9	EFICAR TEAM	Santiago Castilla Salinero		HYUNDAI GETZ 1.5 CRDi	2B	3	12	10	2:00.127	6.648	0.801	115.3
4	31	C.D.E. DEYSCOM SPORT	Oscar Plazio Gómez		HONDA CIVIC 1.6	2B	4	7	6	2:02.246	8.767	2.119	113.3
5	7	CHEFO SPORT	Jesus Hernández Jiménez		CITROEN SAXO 1.6	2B	5	9	6	2:13.885	20.406	11.639	103.5
2A													
1	18	C.D.E. ULTIMA VUELTA	Francisco Torres Alcalá	Jr	HYUNDAI GETZ 1.5 CRDi	2A	1	10	9	1:57.182			118.2
2	29	C.D.E. DEYSCOM SPORT	Carlos Plazio Gómez		CITROEN SAXO 1.6	2A	2	10	9	1:57.804	0.622	0.622	117.6
3	4	LA RUINA RACING	Luis Barroso Catalina		HONDA CIVIC 1.6	2A	3	10	6	2:00.273	3.091	2.469	115.2
4	3	C.D.E. ULTIMA VUELTA	José Martínez García		MAZDA RX8 Spor Cup	2A	4	10	7	2:01.461	4.279	1.188	114.1
5	13	CLUB JARAMA SPORT	Sergio García Sardina		HYUNDAI GETZ 1.5 CRDi	2A	5	11	4	2:01.552	4.370	0.091	114.0
6	26	RACE	José Manuel Casanova Belmont		HYUNDAI ACCENT 1.6	2A	6	15	14	2:04.738	7.556	3.186	111.1
7	23	A.D. CLEMENTE ARROYO	Jesus Escolar Álvarez	Antonio Vígara Tena	HYUNDAI ACCENT 1.5	2A	7	14	3	2:05.238	8.056	0.500	110.6
8	11	PARADINAS MOTORSPORT	Agustín Gómez Serrano		HYUNDAI GETZ 1.6	2A	8	1	1	11:38:42.9	11:36:45.	11:36:37.	00.0
EN													
1	28	VSR MOTORSPORT	Enrique Sánchez González	Rk	BMW E36 325i	EN	1	11	9	1:57.982			117.4
2	20	EFICAR TEAM	Juan Carlos Lopez Olmo		MERCEDES BENZ 190 2.3	EN	2	8	6	1:58.578	0.596	0.596	116.8
3	47	C.D.E. ULTIMA VUELTA	Miguel A. Abuín Taño		PEUGEOT 205 2.0	EN	3	15	14	2:00.248	2.266	1.670	115.2
4	24	EFICAR TEAM	Teo Antonio Pérez Palomo		BMW E36 325i	EN	4	11	9	2:02.285	4.303	2.037	113.3
5	25	AUTOMOVIL CLUB MADRID SPORT	Félix Tapia Del Rey	Rk	PEUGEOT 206 2.0	EN	5	3	3	2:11.277	13.295	8.992	105.5
6	46	CLUB JARAMA SPORT	Eugenio Moreno Vicente	Rk	BMW E36 325i	EN	6	15	14	2:15.009	17.027	3.732	102.6
1													
1	45	CLUB AUTOMOVIL SIERO	Jose Luis Crespillo Calderón	Miguel Angel Ureña García	FORD PUMA 1.6	1	1	16	9	2:05.562			110.3

Publicado a las:.....

Comisarios Deportivos:	Director de Carrera:	Cronometrador:
-------------------------------	-----------------------------	-----------------------





Circuito del Jarama
División 1
Entrenamiento cronometrado
Tiempos Por Vuelta



3							9								
1 José Martínez García MAZDA RX8 Spor Cup							1 Santiago Castilla Salinero HYUNDAI GETZ 1.5 CRDi								
2A 2 C.D.E. ULTIMA VUELTA							2B 2 EFICAR TEAM								
Vta	D	Tiempo	Sector 1	Sector 2	Sector 3	V.Max	Elapsed	Vta	D	Tiempo	Sector 1	Sector 2	Sector 3	V.Max	Elapsed
1		11:39:19.131	11:37:50.477	50.055	38.599	76.3	11:39:19.131	1		11:40:54.823	11:39:29.886	48.817	36.120	61.4	11:40:54.823
2		2:11.168	52.502	43.629	35.037	162.8	11:41:30.299	2		2:16.687	50.200	42.190	44.297	177.0	11:43:11.510
3		2:17.184	P 50.626	42.169	44.389	166.9	11:43:47.483	3		2:01.872	46.889	41.205	33.778	180.3	11:45:13.382
4		5:25.231	4:08.574	41.358	35.299	82.6	11:49:12.714	4		2:00.507	46.339	40.588	33.580	179.1	11:47:13.889
5		2:03.028	47.394	41.990	33.644	176.1	11:51:15.742	5		2:06.150	49.662	43.020	33.468	180.0	11:49:20.039
6		2:16.058	58.542	43.238	34.278	184.6	11:53:31.800	6		2:01.799	46.822	41.586	33.391	179.1	11:51:21.838
7		2:01.461	46.951	40.524	33.986	182.4	11:55:33.261	7		2:00.187	46.066	40.487	33.634	180.6	11:53:22.025
8		2:02.973	48.221	40.682	34.070	182.7	11:57:36.234	8		2:14.838	P 46.293	45.865	42.680	179.4	11:55:36.863
9		2:01.983	47.527	40.519	33.937	184.9	11:59:38.217	9		3:52.724	2:37.529	41.406	33.789	82.1	11:59:29.587
10		2:38.289	P 54.265	53.598	50.426	171.1	12:02:16.506	10		2:00.127	46.011	40.578	33.538	177.3	12:01:29.714
11		2:00.231	45.945	40.611	33.675	178.2	12:03:29.945	11		2:48.887	P 1:04.646	53.042	51.199	178.8	12:06:18.832
12		2:48.887	P 1:04.646	53.042	51.199	178.8	12:06:18.832	12		2:48.887	P 1:04.646	53.042	51.199	178.8	12:06:18.832
4							11								
1 Luis Barroso Catalina HONDA CIVIC 1.6							1 Agustín Gómez Serrano HYUNDAI GETZ 1.6								
2A 2 LA RUINA RACING							2A 2 PARADINAS MOTORSPORT								
Vta	D	Tiempo	Sector 1	Sector 2	Sector 3	V.Max	Elapsed	Vta	D	Tiempo	Sector 1	Sector 2	Sector 3	V.Max	Elapsed
1		11:39:17.446	11:37:46.834	51.864	38.748	74.7	11:39:17.446	1		11:38:42.964	11:37:19.645	47.239	36.080	86.1	11:38:42.964
2		2:10.267	50.065	44.835	35.367	162.8	11:41:27.713	2		1:00.422	144.5				
3		2:22.610	59.623	47.140	35.847	138.1	11:43:50.323	3		2:22.610	59.623	47.140	35.847	138.1	11:43:50.323
4		2:21.099	P 51.724	43.086	46.289	157.6	11:46:11.422	4		2:21.099	P 51.724	43.086	46.289	157.6	11:46:11.422
5		4:34.170	3:19.244	41.127	33.799	74.1	11:50:45.592	5		4:34.170	3:19.244	41.127	33.799	74.1	11:50:45.592
6		2:00.273	46.548	40.101	33.624	179.1	11:52:45.865	6		2:00.273	46.548	40.101	33.624	179.1	11:52:45.865
7		2:01.208	47.043	40.618	33.547	186.5	11:54:47.073	7		2:01.208	47.043	40.618	33.547	186.5	11:54:47.073
8		2:00.883	46.349	40.626	33.908	179.7	11:56:47.956	8		2:00.883	46.349	40.626	33.908	179.7	11:56:47.956
9		2:18.690	P 46.645	43.706	48.339	177.6	11:59:06.646	9		2:18.690	P 46.645	43.706	48.339	177.6	11:59:06.646
10		11:49.634	P 10:00.275	44.939	1:04.420	76.7	12:10:56.280	10		11:49.634	P 10:00.275	44.939	1:04.420	76.7	12:10:56.280
7							13								
1 Jesus Hernández Jiménez CITROEN SAXO 1.6							1 Sergio García Sardina HYUNDAI GETZ 1.5 CRDi								
2B 2 CHEFO SPORT							2A 2 CLUB JARAMA SPORT								
Vta	D	Tiempo	Sector 1	Sector 2	Sector 3	V.Max	Elapsed	Vta	D	Tiempo	Sector 1	Sector 2	Sector 3	V.Max	Elapsed
1		11:37:56.954	11:36:14.169	1:02.142	40.643	65.1	11:37:56.954	1		11:42:09.966	P 11:40:33.788	45.625	50.553	83.9	11:42:09.966
2		2:18.449	53.531	46.773	38.145	121.6	11:40:15.403	2		5:20.096	P 3:27.926	58.955	53.215	79.3	11:47:30.062
3		2:19.983	54.323	47.562	38.098	146.7	11:42:35.386	3		3:49.525	2:31.727	43.647	34.151	58.4	11:51:19.587
4		2:17.275	52.345	47.128	37.802	150.2	11:44:52.661	4		2:01.552	47.333	40.715	33.504	164.3	11:53:21.139
5		2:19.697	53.638	48.364	37.695	162.6	11:47:12.358	5		2:24.410	P 51.767	44.951	47.692	138.9	11:55:45.549
6		2:13.885	50.575	46.044	37.266	163.1	11:49:26.243	6		4:13.076	P 2:47.541	42.396	43.139	48.3	11:59:58.625
7		2:25.100	P 50.253	46.155	48.692	167.7	11:51:51.343	7		4:02.307	2:47.008	41.388	33.911	85.0	12:04:00.932
8		6:52.645	5:29.591	46.073	36.981	87.8	11:58:43.988	8		2:03.290	47.323	41.654	34.313	176.4	12:06:04.222
9		2:26.983	P 51.343	48.611	47.029	150.8	12:01:10.971	9		2:17.143	P 47.234	41.731	48.178	170.8	12:08:21.365
10		2:26.983	P 51.343	48.611	47.029	150.8	12:01:10.971	10		3:32.812	2:05.246	49.103	38.463	93.1	12:11:54.177
11		2:40.770	P 57.701	52.306	50.763	107.2	12:14:34.947	11		2:40.770	P 57.701	52.306	50.763	107.2	12:14:34.947
8							14								
1 Javier Moreno García PEUGEOT 205 1.6							1 Christian García García HYUNDAI ACCENT 1.6								
2B 2 ESCUDERIA GREDOS							2B 2 RACE								
Vta	D	Tiempo	Sector 1	Sector 2	Sector 3	V.Max	Elapsed	Vta	D	Tiempo	Sector 1	Sector 2	Sector 3	V.Max	Elapsed
1		11:40:53.682	11:39:36.275	43.272	34.135	68.3	11:40:53.682	1		11:40:50.616	11:39:30.068	45.339	35.209	83.2	11:40:50.616
2		2:00.730	48.081	40.129	32.520	173.3	11:42:54.412	2		2:05.581	48.651	43.413	33.517	173.0	11:42:56.197
3		1:54.394	44.637	38.193	31.564	186.5	11:44:48.806	3		2:01.272	47.224	40.678	33.370	161.1	11:44:57.469
4		1:53.638	44.005	38.132	31.501	187.8	11:46:42.444	4		2:01.223	46.337	41.440	33.446	165.8	11:46:58.692
5		2:17.196	P 48.657	43.982	44.557	188.8	11:48:59.640	5		2:00.091	46.254	40.667	33.170	176.7	11:48:58.783
6		12:20.612	11:08.341	39.800	32.471	82.5	12:01:20.252	6		1:59.344	45.539	40.651	33.154	181.8	11:50:58.127
7		1:57.067	45.339	39.568	32.160	171.4	12:03:17.319	7		1:59.326	45.620	40.455	33.251	175.6	11:52:57.453
8		1:55.757	44.830	38.974	31.953	187.1	12:05:13.076	8		2:09.416	P 46.248	40.398	42.770	170.3	11:55:06.869
9		1:53.916	44.025	38.103	31.788	188.4	12:07:06.992	9		2:09.416	P 46.248	40.398	42.770	170.3	11:55:06.869
10		1:53.479	43.857	38.039	31.583	188.8	12:09:00.471	10		2:09.416	P 46.248	40.398	42.770	170.3	11:55:06.869
11		2:42.883	P 47.577	47.497	1:07.809	183.9	12:11:43.354	11		2:42.883	P 47.577	47.497	1:07.809	183.9	12:11:43.354



Circuito del Jarama
División 1
Entrenamiento cronometrado
Tiempos Por Vuelta



18 1 Francisco Torres Alcalá HYUNDAI GETZ 1.5 CRDi
 2A 2 C.D.E. ULTIMA VUELTA

Vta	D	Tiempo	Sector 1	Sector 2	Sector 3	V.Max	Elapsed
1		11:37:57.443	11:36:30.909	46.659	39.875	82.1	11:37:57.443
2		1:58.949	46.155	39.875	32.919	161.6	11:39:56.392
3		2:05.085	51.315	40.352	33.418	183.0	11:42:01.477
4		2:00.778	47.526	40.202	33.050	150.4	11:44:02.255
5		1:59.712	45.229	40.299	34.184	182.7	11:46:01.967
6		2:09.590 P	45.831	40.408	43.351	177.0	11:48:11.557
7		4:19.003	3:05.502	40.584	32.917	96.9	11:52:30.560
8		1:58.232	45.305	40.153	32.774	178.5	11:54:28.792
9		1:57.182	45.035	39.333	32.814	177.9	11:56:25.974
10		2:05.933 P	44.832	39.637	41.464	183.0	11:58:31.907

20 1 Juan Carlos Lopez Olmo MERCEDES BENZ 190 2.3
 EN 2 EFICAR TEAM

Vta	D	Tiempo	Sector 1	Sector 2	Sector 3	V.Max	Elapsed
1		11:39:39.049	11:38:24.509	41.383	33.157	84.5	11:39:39.049
2		2:02.692	46.236	42.104	34.352	190.4	11:41:41.741
3		2:01.838	46.440	41.662	33.736	183.6	11:43:43.579
4		2:20.018 P	48.796	46.701	44.521	180.6	11:46:03.597
5		5:50.123	4:36.509	40.474	33.140	93.9	11:51:53.720
6		1:58.578	45.645	39.569	33.364	184.6	11:53:52.298
7		1:59.032	45.565	40.136	33.331	193.5	11:55:51.330
8		2:36.329 P	51.851	54.334	50.144	190.8	11:58:27.659

23 1 Jesus Escolar Álvarez HYUNDAI ACCENT 1.5
 2A 2 Antonio Vigara Tena A.D. CLEMENTE ARROYO

Vta	D	Tiempo	Sector 1	Sector 2	Sector 3	V.Max	Elapsed
1		11:40:02.876	11:38:43.459	44.076	35.341	83.9	11:40:02.876
2		2:06.542	48.585	42.985	34.972	173.9	11:42:09.418
3		2:05.238	48.064	42.295	34.879	175.6	11:44:14.656
4		2:05.674	48.433	42.294	34.947	173.9	11:46:20.330
5		2:05.758	48.310	42.386	35.062	173.9	11:48:26.088
6		2:06.461	48.827	42.598	35.036	174.4	11:50:32.549
7		2:15.302 P	48.253	42.740	44.309	174.4	11:52:47.851
8		6:14.168	4:50.880	45.427	37.861	78.1	11:59:02.019
9		2:11.991	51.039	45.103	35.849	158.3	12:01:14.010
10		2:11.736	51.290	44.854	35.592	172.5	12:03:25.746
11		2:09.353	49.736	43.884	35.733	162.4	12:05:35.099
12		2:08.777	49.451	43.466	35.860	173.3	12:07:43.876
13		2:09.826	49.530	44.380	35.916	173.6	12:09:53.702
14		2:24.913 P	49.559	44.044	51.310	173.9	12:12:18.615

24 1 Teo Antonio Pérez Palomo BMW E36 325i
 EN 2 EFICAR TEAM

Vta	D	Tiempo	Sector 1	Sector 2	Sector 3	V.Max	Elapsed
1		11:39:41.602	11:38:20.646	45.286	35.670	77.6	11:39:41.602
2		2:04.725	48.180	41.787	34.758	172.2	11:41:46.327
3		2:05.136	47.559	42.504	35.073	173.6	11:43:51.463
4		2:04.678	47.884	42.006	34.788	171.4	11:45:56.141
5		2:04.118	47.328	41.972	34.818	180.3	11:48:00.259
6		2:02.579	46.499	41.807	34.273	182.7	11:50:02.838
7		2:12.752 P	47.589	42.893	42.270	172.8	11:52:15.590
8		4:03.342	2:47.263	41.933	34.146	88.9	11:56:18.932
9		2:02.285	46.783	41.322	34.180	187.8	11:58:21.217
10		2:02.439	46.923	41.235	34.281	180.6	12:00:23.656
11		2:15.449 P	46.738	44.669	44.042	179.7	12:02:39.105

25 1 Félix Tapia Del Rey PEUGEOT 206 2.0
 EN 2 AUTOMOVIL CLUB MADRID SPORT

Vta	D	Tiempo	Sector 1	Sector 2	Sector 3	V.Max	Elapsed
1		11:38:31.398	11:37:10.549	44.471	36.378	77.1	11:38:31.398
2		2:22.040	56.333	49.156	36.551	140.6	11:40:53.438
3		2:11.277	52.397	43.111	35.769	156.9	11:43:04.715
4			57.498		161.4		

26 1 José Manuel Casanova Belmonte HYUNDAI ACCENT 1.6
 2A 2 RACE

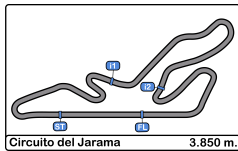
Vta	D	Tiempo	Sector 1	Sector 2	Sector 3	V.Max	Elapsed
1		11:39:20.217	11:37:43.623	52.256	44.338	67.4	11:39:20.217
2		2:13.740	53.395	44.112	36.233	160.0	11:41:33.957
3		2:19.000	53.704	47.465	37.831	137.9	11:43:52.957
4		2:12.725	51.520	45.250	35.955	147.1	11:46:05.682
5		2:07.944	49.190	43.007	35.747	160.0	11:48:13.626
6		2:07.860	49.827	42.571	35.462	156.5	11:50:21.486
7		2:05.786	48.107	42.340	35.339	170.6	11:52:27.272
8		2:07.016	48.460	43.169	35.387	166.1	11:54:34.288
9		2:06.539	48.003	42.834	35.702	173.3	11:56:40.827
10		2:21.937	49.730	51.798	40.409	168.2	11:59:02.764
11		2:12.116	50.765	45.399	35.952	153.4	12:01:14.880
12		2:06.519	48.681	42.342	35.496	175.8	12:03:21.399
13		2:04.966	47.936	42.042	34.988	173.3	12:05:26.365
14		2:04.738	47.956	41.929	34.853	171.9	12:07:31.103
15		2:33.296 P	48.434	47.702	57.160	175.3	12:10:04.399

28 1 Enrique Sánchez González BMW E36 325i
 EN 2 VSR MOTORSPORT

Vta	D	Tiempo	Sector 1	Sector 2	Sector 3	V.Max	Elapsed
1		11:49:40.342	11:48:16.371	48.036	35.935	65.1	11:49:40.342
2		2:04.481	48.566	41.734	34.181	161.1	11:51:44.823
3		2:00.399	46.531	40.333	33.535	174.7	11:53:45.222
4		1:59.367	46.040	40.110	33.217	178.5	11:55:44.589
5		1:58.725	45.523	39.980	33.222	186.5	11:57:43.314
6		2:02.610	46.136	39.960	36.514	171.4	11:59:45.924
7		2:08.124	51.137	43.239	33.748	148.7	12:01:54.048
8		1:58.414	45.490	39.784	33.140	181.5	12:03:52.462
9		1:57.982	45.554	39.425	33.003	183.3	12:05:50.444
10		2:19.722	53.263	46.448	40.011	139.1	12:08:10.166
11		2:52.818 P	53.467	50.557	1:08.794	144.3	12:11:02.984

29 1 Carlos Plazio Gómez CITROEN SAXO 1.6
 2A 2 C.D.E. DEYSCOM SPORT

Vta	D	Tiempo	Sector 1	Sector 2	Sector 3	V.Max	Elapsed
1		11:38:29.367	11:36:56.137	54.918	38.312	73.0	11:38:29.367
2		2:27.258	59.352	52.255	35.651	120.1	11:40:56.625
3		2:12.230	53.760	43.770	34.700	124.2	11:43:08.855
4		2:02.196	48.606	40.076	33.514	157.2	11:45:11.051
5		2:00.942	46.256	40.677	34.009	183.3	11:47:11.993
6		2:01.471	46.165	40.223	35.083	181.5	11:49:13.464
7		2:00.506	46.778	40.845	32.883	180.3	11:51:13.970
8		1:57.878	45.421	39.562	32.895	185.5	11:53:11.848
9		1:57.804	45.316	39.704	32.784	186.2	11:55:09.652
10		2:41.958 P	57.325	57.158	47.475	132.3	11:57:51.610



Circuito del Jarama
División 1
Entrenamiento cronometrado
Tiempos Por Vuelta



31 1 Oscar Plazio Gómez HONDA CIVIC 1.6 **47** 1 Miguel A. Abuin Taeño PEUGEOT 205 2.0
 2B 2 C.D.E. DEYSCOM SPORT EN 2 C.D.E. ULTIMA VUELTA

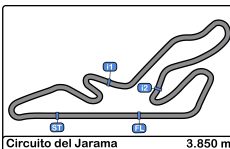
Vta	D	Tiempo	Sector 1	Sector 2	Sector 3	V.Max	Elapsed	Vta	D	Tiempo	Sector 1	Sector 2	Sector 3	V.Max	Elapsed
1		11:38:26.948	11:36:55.056	54.913	36.979	61.0	11:38:26.948	1		11:38:29.847	11:37:03.404	48.982	37.461	86.7	11:38:29.847
2		2:04.520	48.319	41.870	34.331	166.1	11:40:31.468	2		2:15.983	53.226	46.731	36.026	126.3	11:40:45.830
3		2:02.741	47.393	41.125	34.223	177.6	11:42:34.209	3		2:11.142	51.574	46.001	33.567	145.3	11:42:56.972
4		2:03.681	48.366	41.165	34.150	174.7	11:44:37.890	4		2:04.837	49.156	42.068	33.613	179.7	11:45:01.809
5		2:03.649	48.176	41.580	33.893	171.7	11:46:41.539	5		2:04.122	46.821	43.799	33.502	174.4	11:47:05.931
6		2:02.246	47.419	41.105	33.722	169.5	11:48:43.785	6		2:01.250	46.503	41.338	33.409	187.8	11:49:07.181
7		2:30.825 P	48.176	49.602	53.047	169.2	11:51:14.610	7		2:00.630	46.427	40.541	33.662	181.2	11:51:07.811

45 1 Jose Luis Crespillo Calderón FORD PUMA 1.6
 1 2 Miguel Angel Ureña García CLUB AUTOMOVIL SIERO

Vta	D	Tiempo	Sector 1	Sector 2	Sector 3	V.Max	Elapsed	Vta	D	Tiempo	Sector 1	Sector 2	Sector 3	V.Max	Elapsed
1		11:39:27.514	11:38:08.507	43.708	35.299	83.2	11:39:27.514	8		2:00.836	46.722	40.538	33.576	182.4	11:53:08.647
2		2:14.274	51.124	47.583	35.567	167.4	11:41:41.788	9		2:00.731	46.636	40.569	33.526	181.2	11:55:09.378
3		2:11.391	49.909	45.871	35.611	156.0	11:43:53.179	10		2:15.774 P	48.373	43.954	43.447	143.8	11:57:25.152
4		2:10.386	50.635	44.975	34.776	164.1	11:46:03.565	11		6:40.969	5:25.122	41.505	34.342	92.7	12:04:06.121
5		2:09.432	49.159	44.127	36.146	170.3	11:48:12.997	12		2:00.646	46.863	40.419	33.364	181.8	12:06:06.767
6		2:10.011	50.267	44.282	35.462	159.5	11:50:23.008	13		2:01.299	46.755	40.778	33.766	178.2	12:08:08.066
7		2:07.358	49.060	43.125	35.173	161.6	11:52:30.366	14		2:00.248	46.333	40.347	33.568	189.4	12:10:08.314
8		2:07.095	48.983	42.748	35.364	157.4	11:54:37.461	15		2:30.823 P	51.453	46.440	52.930	137.9	12:12:39.137
9		2:05.562	47.648	42.464	35.450	172.2	11:56:43.023								
10		2:07.475	48.088	44.263	35.124	175.0	11:58:50.498								
11		2:16.582	56.030	44.957	35.595	170.3	12:01:07.080								
12		2:07.021	48.327	42.916	35.778	160.9	12:03:14.101								
13		2:07.879	49.738	42.809	35.332	165.1	12:05:21.980								
14		2:07.087	48.559	42.908	35.620	154.9	12:07:29.067								
15		2:07.433	48.694	43.454	35.285	169.2	12:09:36.500								
16		2:30.464 P	48.587	47.338	54.539	180.9	12:12:06.964								

46 1 Eugenio Moreno Vicente BMW E36 325i
 EN 2 CLUB JARAMA SPORT

Vta	D	Tiempo	Sector 1	Sector 2	Sector 3	V.Max	Elapsed
1		11:40:41.676	11:39:09.077	51.683	40.916	69.0	11:40:41.676
2		2:22.006	59.043	45.768	37.195	136.1	11:43:03.682
3		2:34.261	58.492	47.716	48.053	146.9	11:45:37.943
4		2:27.048	56.700	46.732	43.616	148.5	11:48:04.991
5		2:16.774	54.068	44.856	37.850	150.6	11:50:21.765
6		2:15.763	53.674	45.218	36.871	140.4	11:52:37.528
7		2:25.983	58.761	46.049	41.173	160.0	11:55:03.511
8		2:18.305	55.858	45.277	37.170	152.1	11:57:21.816
9		2:18.756	54.500	45.496	38.760	163.8	11:59:40.572
10		2:23.016	54.467	47.230	41.319	152.1	12:02:03.588
11		2:17.327	53.198	45.973	38.156	145.9	12:04:20.915
12		2:15.714	53.176	45.018	37.520	152.3	12:06:36.629
13		2:15.406	52.539	45.430	37.437	163.3	12:08:52.035
14		2:15.009	52.767	44.801	37.441	149.7	12:11:07.044
15		3:00.391 P	1:04.017	59.071	57.303	122.3	12:14:07.435



Circuito del Jarama
División 1
Entrenamiento cronometrado
Mejores Sectores



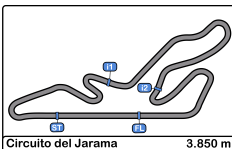
Sector - 1				Sector - 2				Sector - 3				Vuelta Ideal vs Mejor Vuelta				
Clas	Nº	Piloto	Tiempo	Nº	Piloto	Tiempo	Nº	Piloto	Tiempo	Clas	Nº	Piloto	Vta. Ideal	Mejor V.	Clas	
1	8	Javier Moreno García	43.857	8	Javier Moreno García	38.039	8	Javier Moreno García	31.501	1	8	Javier Moreno García	1:53.397	1:53.479	1	
2	18	Francisco Torres Alcalá	44.832	18	Francisco Torres Alcalá	39.333	18	Francisco Torres Alcalá	32.774	2	18	Francisco Torres Alcalá	1:56.939	1:57.182	2	
3	29	Carlos Plazio Gómez	45.316	28	Enrique Sánchez	39.425	29	Carlos Plazio Gómez	32.784	3	29	Carlos Plazio Gómez	1:57.662	1:57.804	3	
4	28	Enrique Sánchez	45.490	29	Carlos Plazio Gómez	39.562	28	Enrique Sánchez	33.003	4	28	Enrique Sánchez	1:57.918	1:57.982	4	
5	14	Christian García García	45.539	20	Juan Carlos Lopez Olm	39.569	20	Juan Carlos Lopez Olm	33.140	5	20	Juan Carlos Lopez Olm	1:58.274	1:58.578	5	
6	20	Juan Carlos Lopez Olm	45.565	4	Luis Barroso Catalina	40.101	14	Christian García García	33.154	6	14	Christian García García	1:59.091	1:59.326	6	
7	9	Santiago Castilla Salinero	45.945	47	Miguel A. Abuin Taeño	40.347	47	Miguel A. Abuin Taeño	33.364	7	9	Santiago Castilla Salinero	1:59.823	2:00.127	7	
8	47	Miguel A. Abuin Taeño	46.333	14	Christian García García	40.398	9	Santiago Castilla Salinero	33.391	8	4	Luis Barroso Catalina	1:59.997	2:00.273	9	
9	4	Luis Barroso Catalina	46.349	9	Santiago Castilla Salinero	40.487	13	Sergio García Sardina	33.504	9	47	Miguel A. Abuin Taeño	2:00.044	2:00.248	8	
10	24	Teo Antonio Pérez	46.499	3	José Martínez García	40.519	4	Luis Barroso Catalina	33.547	10	3	José Martínez García	2:01.114	2:01.461	10	
11	3	José Martínez García	46.951	13	Sergio García Sardina	40.715	3	José Martínez García	33.644	11	13	Sergio García Sardina	2:01.453	2:01.552	11	
12	13	Sergio García Sardina	47.234	31	Oscar Plazio Gómez	41.105	31	Oscar Plazio Gómez	33.722	12	24	Teo Antonio Pérez	2:01.880	2:02.285	13	
13	31	Oscar Plazio Gómez	47.393	24	Teo Antonio Pérez	41.235	24	Teo Antonio Pérez	34.146	13	31	Oscar Plazio Gómez	2:02.220	2:02.246	12	
14	45	Crespillo Calderón - Ureña García	47.648	26	José Manuel Casanova	41.929	45	Crespillo Calderón - Ureña García	34.776	14	26	José Manuel Casanova	2:04.718	2:04.738	14	
15	26	José Manuel Casanova	47.936	23	Escolar Álvarez - Vigara Tena	42.294	26	José Manuel Casanova	34.853	15	45	Crespillo Calderón - Ureña García	2:04.888	2:05.562	16	
16	23	Escolar Álvarez - Vigara Tena	48.064	45	Crespillo Calderón - Ureña García	42.464	23	Escolar Álvarez - Vigara Tena	34.879	16	23	Escolar Álvarez - Vigara Tena	2:05.237	2:05.238	15	
17	7	Jesus Hernández Jiménez	50.253	25	Félix Tapia Del Rey	43.111	25	Félix Tapia Del Rey	35.769	17	25	Félix Tapia Del Rey	2:11.277	2:11.277	17	
18	25	Félix Tapia Del Rey	52.397	46	Eugenio Moreno Vicent	44.801	11	Agustín Gómez Serran	36.080	18	7	Jesus Hernández Jiménez	2:13.278	2:13.885	18	
19	46	Eugenio Moreno Vicent	52.539	7	Jesus Hernández Jiménez	46.044	46	Eugenio Moreno Vicent	36.871	19	46	Eugenio Moreno Vicent	2:14.211	2:15.009	19	
20	11	Agustín Gómez Serran	1:00.422	11	Agustín Gómez Serran	47.239	7	Jesus Hernández Jiménez	36.981	20	11	Agustín Gómez Serran	2:23.741	Transpo	20	



Circuito del Jarama
División 1
Entrenamiento cronometrado
5 Mejores Tiempos



Cl	Nº	Concursante	Piloto 1	Piloto 2	Vehiculo	Cat	Cl	Mejor 1		Mejor 2		Mejor 3		Mejor 4		Mejor 5	
								Tiempo	Vta.	Tiempo	Vta.	Tiempo	Vta.	Tiempo	Vta.	Tiempo	Vta.
1	8	ESCUADERIA GREDOS	Javier Moreno García		PEUGEOT 205 1.6	2B	1	1:53.479	10	1:53.638	4	1:53.916	9	1:54.394	3	1:55.757	8
2	18	C.D.E. ULTIMA VUELTA	Francisco Torres Alcalá	Jr	HYUNDAI GETZ 1.5 CRDi	2A	1	1:57.182	9	1:58.232	8	1:58.949	2	1:59.712	5	2:00.778	4
3	29	C.D.E. DEYSCOM SPORT	Carlos Plazio Gómez		CITROEN SAXO 1.6	2A	2	1:57.804	9	1:57.878	8	2:00.506	7	2:00.942	5	2:01.471	6
4	28	VSR MOTORSPORT	Enrique Sánchez González	Rk	BMW E36 325i	EN	1	1:57.982	9	1:58.414	8	1:58.725	5	1:59.367	4	2:00.399	3
5	20	EFICAR TEAM	Juan Carlos Lopez Olmo		MERCEDES BENZ 190 2.3	EN	2	1:58.578	6	1:59.032	7	2:01.838	3	2:02.692	2	2:20.018	4
6	14	RACE	Christian García García	Jr	HYUNDAI ACCENT 1.6	2B	2	1:59.326	7	1:59.344	6	2:00.091	5	2:01.223	4	2:01.272	3
7	9	EFICAR TEAM	Santiago Castilla Salinero		HYUNDAI GETZ 1.5 CRDi	2B	3	2:00.127	10	2:00.187	7	2:00.231	11	2:00.507	4	2:01.799	6
8	47	C.D.E. ULTIMA VUELTA	Miguel A. Abuin Taeño		PEUGEOT 205 2.0	EN	3	2:00.248	14	2:00.630	7	2:00.646	12	2:00.731	9	2:00.836	8
9	4	LA RUINA RACING	Luis Barroso Catalina		HONDA CIVIC 1.6	2A	3	2:00.273	6	2:00.883	8	2:01.208	7	2:10.267	2	2:18.690	9
10	3	C.D.E. ULTIMA VUELTA	José Martínez García		MAZDA RX8 Spor Cup	2A	4	2:01.461	7	2:01.983	9	2:02.973	8	2:03.028	5	2:11.168	2
11	13	CLUB JARAMA SPORT	Sergio García Sardina		HYUNDAI GETZ 1.5 CRDi	2A	5	2:01.552	4	2:03.290	8	2:17.143	9	2:24.410	5	2:40.770	11
12	31	C.D.E. DEYSCOM SPORT	Oscar Plazio Gómez		HONDA CIVIC 1.6	2B	4	2:02.246	6	2:02.741	3	2:03.649	5	2:03.681	4	2:04.520	2
13	24	EFICAR TEAM	Teo Antonio Pérez Palomo		BMW E36 325i	EN	4	2:02.285	9	2:02.439	10	2:02.579	6	2:04.118	5	2:04.678	4
14	26	RACE	José Manuel Casanova Belmonte		HYUNDAI ACCENT 1.6	2A	6	2:04.738	14	2:04.966	13	2:05.786	7	2:06.519	12	2:06.539	9
15	23	A.D. CLEMENTE ARROYO	Jesus Escolar Álvarez	Antonio Vígara Tena	HYUNDAI ACCENT 1.5	2A	7	2:05.238	3	2:05.674	4	2:05.758	5	2:06.461	6	2:06.542	2
16	45	CLUB AUTOMOVIL SIERO	Jose Luis Crespillo Calderón	Miguel Angel Ureña García	FORD PUMA 1.6	1	1	2:05.562	9	2:07.021	12	2:07.087	14	2:07.095	8	2:07.358	7
17	25	AUTOMOVIL CLUB MADRID	Félix Tapia Del Rey	Rk	PEUGEOT 206 2.0	EN	5	2:11.277	3	2:22.040	2						
18	7	CHEFO SPORT	Jesus Hernández Jiménez		CITROEN SAXO 1.6	2B	5	2:13.885	6	2:17.275	4	2:18.449	2	2:19.697	5	2:19.983	3
19	46	CLUB JARAMA SPORT	Eugenio Moreno Vicente	Rk	BMW E36 325i	EN	6	2:15.009	14	2:15.406	13	2:15.714	12	2:15.763	6	2:16.774	5
20	11	PARADINAS MOTORSPORT	Agustín Gómez Serrano		HYUNDAI GETZ 1.6	2A	8										



Circuito del Jarama
División 1
Entrenamiento cronometrado
5 Mejores Velocidades



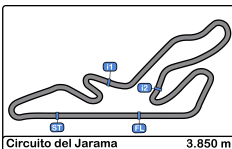
Cl	Nº	Concursante	Piloto 1	Piloto 2	Vehiculo	Cat	Cl	V. Max. 1		V. Max. 2		V. Max. 3		V. Max. 4		V. Max. 5		Avg
								Km/h	Vta.	Km/h	Vta.	Km/h	Vta.	Km/h	Vta.	Km/h	Vta.	
1	20	EFICAR TEAM	Juan Carlos Lopez Olmo		MERCEDES BENZ 190 2.3	EN	1	193.5	7	190.8	8	190.4	2	184.6	6	183.6	3	188.6
2	47	C.D.E. ULTIMA VUELTA	Miguel A. Abuin Taefio		PEUGEOT 205 2.0	EN	2	189.4	14	187.8	6	182.4	8	181.8	12	181.2	7	184.5
3	8	ESCUADERIA GREDOS	Javier Moreno García		PEUGEOT 205 1.6	2B	1	188.8	5	188.8	10	188.4	9	187.8	4	187.1	8	188.2
4	24	EFICAR TEAM	Teo Antonio Pérez Palomo		BMW E36 325i	EN	3	187.8	9	182.7	6	180.6	10	180.3	5	179.7	11	182.2
5	4	LA RUINA RACING	Luis Barroso Catalina		HONDA CIVIC 1.6	2A	1	186.5	7	179.7	8	179.1	6	177.6	9	162.8	2	177.1
6	28	VSR MOTORSPORT	Enrique Sánchez González	Rk	BMW E36 325i	EN	4	186.5	5	183.3	9	181.5	8	178.5	4	174.7	3	180.9
7	29	C.D.E. DEYSCOM SPORT	Carlos Plazio Gómez		CITROEN SAXO 1.6	2A	2	186.2	9	185.5	8	183.3	5	181.5	6	180.3	7	183.3
8	3	C.D.E. ULTIMA VUELTA	José Martínez García		MAZDA RX8 Spor Cup	2A	3	184.9	9	184.6	6	182.7	8	182.4	7	176.1	5	182.1
9	18	C.D.E. ULTIMA VUELTA	Francisco Torres Alcalá	Jr	HYUNDAI GETZ 1.5 CRDi	2A	4	183.0	3	183.0	10	182.7	5	178.5	8	177.9	9	181.0
10	14	RACE	Christian García García	Jr	HYUNDAI ACCENT 1.6	2B	2	181.8	6	176.7	5	175.6	7	173.0	2	170.3	8	175.5
11	45	CLUB AUTOMOVIL SIERO	Jose Luis Crespillo Calderón	Miguel Angel Urefia García	FORD PUMA 1.6	1	1	180.9	16	175.0	10	172.2	9	170.3	5	170.3	11	173.7
12	9	EFICAR TEAM	Santiago Castilla Salinero		HYUNDAI GETZ 1.5 CRDi	2B	3	180.6	7	180.3	3	180.0	5	179.4	8	179.1	4	179.8
13	31	C.D.E. DEYSCOM SPORT	Oscar Plazio Gómez		HONDA CIVIC 1.6	2B	4	177.6	3	174.7	4	171.7	5	169.5	6	169.2	7	172.5
14	13	CLUB JARAMA SPORT	Sergio García Sardina		HYUNDAI GETZ 1.5 CRDi	2A	5	176.4	8	170.8	9	164.3	4	138.9	5	107.2	11	151.5
15	26	RACE	José Manuel Casanova Belmonte		HYUNDAI ACCENT 1.6	2A	6	175.8	12	175.3	15	173.3	9	173.3	13	171.9	14	173.9
16	23	A.D. CLEMENTE ARROYO	Jesus Escolar Álvarez	Antonio Vígara Tena	HYUNDAI ACCENT 1.5	2A	7	175.6	3	174.4	6	174.4	7	173.9	2	173.9	4	174.4
17	7	CHEFO SPORT	Jesus Hernández Jiménez		CITROEN SAXO 1.6	2B	5	167.7	7	163.1	6	162.6	5	150.8	9	150.2	4	158.9
18	46	CLUB JARAMA SPORT	Eugenio Moreno Vicente	Rk	BMW E36 325i	EN	5	163.8	9	163.3	13	160.0	7	152.3	12	152.1	8	158.3
19	25	AUTOMOVIL CLUB MADRID	Félix Tapia Del Rey	Rk	PEUGEOT 206 2.0	EN	6	161.4	4	156.9	3	140.6	2	77.1	1			134.0
20	11	PARADINAS MOTORSPORT	Agustín Gómez Serrano		HYUNDAI GETZ 1.6	2A	8	144.5	2	86.1	1							115.3



Circuito del Jarama
División 1
Entrenamiento cronometrado
Secuencia Vueltas Rápidas



<u>Vta.</u>	<u>Hora Día</u>	<u>Tiempo Sesión</u>	<u>Nº</u>	<u>Concursante</u>	<u>Piloto 1</u>	<u>Piloto 2</u>	<u>Vehículo</u>	<u>Cat</u>	<u>Tiempo</u>	<u>Km/h</u>
2	12:39:56.392	1:04:56.392	18	C.D.E. ULTIMA VUELTA	Francisco Torres Alcalá	Jr	HYUNDAI GETZ 1.5 CRDi	2A	1:58.949	116.5
3	12:44:48.806	1:09:48.806	8	ESCUADERIA GREDOS	Javier Moreno García		PEUGEOT 205 1.6	2B	1:54.394	121.1
4	12:46:42.444	1:11:42.444	8	ESCUADERIA GREDOS	Javier Moreno García		PEUGEOT 205 1.6	2B	1:53.638	121.9
10	13:09:00.471	1:34:00.471	8	ESCUADERIA GREDOS	Javier Moreno García		PEUGEOT 205 1.6	2B	1:53.479	122.1



Circuito del Jarama

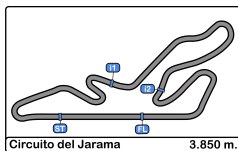
División 1

Entrenamiento cronometrado

Mejor Maxima Velocidad del Evento



Nº	Concursante	Piloto 1	Piloto 2	Vehiculo	Cat	Km/h	Sesión
20	EFICAR TEAM	Juan Carlos Lopez Olmo		MERCEDES BENZ 190 2.3	EN	193.5	Entrenamiento cronometrado
47	C.D.E. ULTIMA VUELTA	Miguel A. Abuin Taeño		PEUGEOT 205 2.0	EN	189.4	Entrenamiento cronometrado
8	ESCUADERIA GREDOS	Javier Moreno García		PEUGEOT 205 1.6	2B	188.8	Entrenamiento cronometrado
24	EFICAR TEAM	Teo Antonio Pérez Palomo		BMW E36 325i	EN	187.8	Entrenamiento cronometrado
4	LA RUINA RACING	Luis Barroso Catalina		HONDA CIVIC 1.6	2A	186.5	Entrenamiento cronometrado
28	VSR MOTORSPORT	Enrique Sánchez González	Rk	BMW E36 325i	EN	186.5	Entrenamiento cronometrado
29	C.D.E. DEYSCOM SPORT	Carlos Plazio Gómez		CITROEN SAXO 1.6	2A	186.2	Entrenamiento cronometrado
3	C.D.E. ULTIMA VUELTA	José Martínez García		MAZDA RX8 Spor Cup	2A	184.9	Entrenamiento cronometrado
18	C.D.E. ULTIMA VUELTA	Francisco Torres Alcala	Jr	HYUNDAI GETZ 1.5 CRDi	2A	183.0	Entrenamiento cronometrado
14	RACE	Christian García García	Jr	HYUNDAI ACCENT 1.6	2B	181.8	Entrenamiento cronometrado
45	CLUB AUTOMOVIL SIERO	Jose Luis Crespillo Calderón	Miguel Angel Ureña García	FORD PUMA 1.6	1	180.9	Entrenamiento cronometrado
9	EFICAR TEAM	Santiago Castilla Salinero		HYUNDAI GETZ 1.5 CRDi	2B	180.6	Entrenamiento cronometrado
31	C.D.E. DEYSCOM SPORT	Oscar Plazio Gómez		HONDA CIVIC 1.6	2B	177.6	Entrenamiento cronometrado
13	CLUB JARAMA SPORT	Sergio García Sardina		HYUNDAI GETZ 1.5 CRDi	2A	176.4	Entrenamiento cronometrado
26	RACE	José Manuel Casanova		HYUNDAI ACCENT 1.6	2A	175.8	Entrenamiento cronometrado
23	A.D. CLEMENTE ARROYO	Jesus Escolar Álvarez	Antonio Vigara Tena	HYUNDAI ACCENT 1.5	2A	175.6	Entrenamiento cronometrado
7	CHEFO SPORT	Jesus Hernández Jiménez		CITROEN SAXO 1.6	2B	167.7	Entrenamiento cronometrado
46	CLUB JARAMA SPORT	Eugenio Moreno Vicente	Rk	BMW E36 325i	EN	163.8	Entrenamiento cronometrado
25	AUTOMOVIL CLUB MADRID	Félix Tapia Del Rey	Rk	PEUGEOT 206 2.0	EN	161.4	Entrenamiento cronometrado
11	PARADINAS MOTORSPORT	Agustín Gómez Serrano		HYUNDAI GETZ 1.6	2A	144.5	Entrenamiento cronometrado



Circuito del Jarama
División 1
Entrenamiento cronometrado
Tiempos Parada en Pit



3 C.D.E. ULTIMA VUELTA
 MAZDA RX8 Spor Cup 2A

Nr.	Hora Día Entrada	Tiempo Entrada	Tiempo Salida	Tiempo Box	Tiempo Box Total
1	11:43:47.483	11:43:47.483	11:47:11.072	0:03:23.589	0:03:23.589

4 LA RUINA RACING
 HONDA CIVIC 1.6 2A

Nr.	Hora Día Entrada	Tiempo Entrada	Tiempo Salida	Tiempo Box	Tiempo Box Total
1	11:46:11.422	11:46:11.422	11:48:42.884	0:02:31.462	0:02:31.462
2	11:59:06.646	11:59:06.646	12:08:18.099	0:09:11.453	0:11:42.915

7 CHEFO SPORT
 CITROEN SAXO 1.6 2B

Nr.	Hora Día Entrada	Tiempo Entrada	Tiempo Salida	Tiempo Box	Tiempo Box Total
1	11:51:51.343	11:51:51.343	11:56:31.858	0:04:40.515	0:04:40.515

8 ESCUDERIA GREDOS
 PEUGEOT 205 1.6 2B

Nr.	Hora Día Entrada	Tiempo Entrada	Tiempo Salida	Tiempo Box	Tiempo Box Total
1	11:48:59.640	11:48:59.640	11:59:23.292	0:10:23.652	0:10:23.652

9 EFICAR TEAM
 HYUNDAI GETZ 1.5 CRDi 2B

Nr.	Hora Día Entrada	Tiempo Entrada	Tiempo Salida	Tiempo Box	Tiempo Box Total
1	11:55:36.863	11:55:36.863	11:57:26.725	0:01:49.862	0:01:49.862

13 CLUB JARAMA SPORT
 HYUNDAI GETZ 1.5 CRDi 2A

Nr.	Hora Día Entrada	Tiempo Entrada	Tiempo Salida	Tiempo Box	Tiempo Box Total
1	11:42:09.966	11:42:09.966	11:44:42.888	0:02:32.922	0:02:32.922
2	11:47:30.062	11:47:30.062	11:49:09.440	0:01:39.378	0:04:12.300
3	11:55:45.549	11:55:45.549	11:57:44.087	0:01:58.538	0:06:10.838
4	11:59:58.625	11:59:58.625	12:02:01.864	0:02:03.239	0:08:14.077
5	12:08:21.365	12:08:21.365	12:09:42.820	0:01:21.455	0:09:35.532

18 C.D.E. ULTIMA VUELTA
 HYUNDAI GETZ 1.5 CRDi 2A

Nr.	Hora Día Entrada	Tiempo Entrada	Tiempo Salida	Tiempo Box	Tiempo Box Total
1	11:48:11.557	11:48:11.557	11:50:35.922	0:02:24.365	0:02:24.365

20 EFICAR TEAM
 MERCEDES BENZ 190 2.3 EN

Nr.	Hora Día Entrada	Tiempo Entrada	Tiempo Salida	Tiempo Box	Tiempo Box Total
1	11:46:03.597	11:46:03.597	11:49:56.431	0:03:52.834	0:03:52.834

23 A.D. CLEMENTE ARROYO
 HYUNDAI ACCENT 1.5 2A

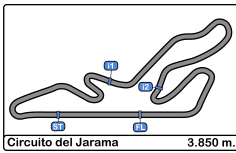
Nr.	Hora Día Entrada	Tiempo Entrada	Tiempo Salida	Tiempo Box	Tiempo Box Total
1	11:52:47.851	11:52:47.851	11:56:48.554	0:04:00.703	0:04:00.703

24 EFICAR TEAM
 BMW E36 325i EN

Nr.	Hora Día Entrada	Tiempo Entrada	Tiempo Salida	Tiempo Box	Tiempo Box Total
1	11:52:15.590	11:52:15.590	11:54:18.860	0:02:03.270	0:02:03.270

47 C.D.E. ULTIMA VUELTA
 PEUGEOT 205 2.0 EN

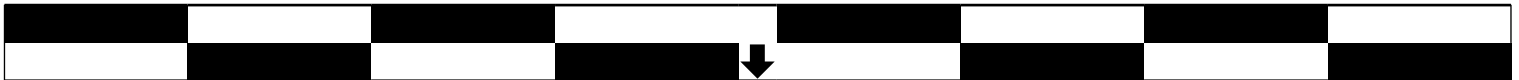
Nr.	Hora Día Entrada	Tiempo Entrada	Tiempo Salida	Tiempo Box	Tiempo Box Total
1	11:57:25.152	11:57:25.152	12:02:05.409	0:04:40.257	0:04:40.257



Circuito del Jarama
División 1
1ª Carrera
Parrilla de Salida



19	18	Francisco Torres Alcalá		.10.	2:05.562	Miguel Angel Ureña García	45	18
17	46	Eugenio Moreno Vicente	2:15.009	.9.	2:11.277	Félix Tapia Del Rey	25	16
15	24	Teo Antonio Pérez Palomo	2:02.285	.8.	2:00.248	Miguel A. Abuin Taeño	47	14
13	20	Juan Carlos Lopez Olmo	1:58.578	.7.	1:57.982	Enrique Sánchez González	28	12
11	7	Jesus Hernández Jiménez	2:13.885	.6.	2:05.238	Antonio Vígara Tena	23	10
9	26	José Manuel Casanova Belmo	2:04.738	.5.	2:02.246	Oscar Plazio Gómez	31	8
7	13	Sergio García Sardina	2:01.552	.4.	2:01.461	José Martínez García	3	6
5	4	Luis Barroso Catalina	2:00.273	.3.	2:00.127	Santiago Castilla Salinero	9	4
3	14	Christian García García	1:59.326	.2.	1:57.804	Carlos Plazio Gómez	29	2
1	8	Javier Moreno García	1:53.479	.1.				



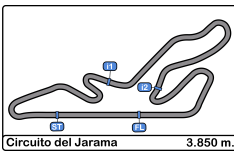
Pole

Publicada a las:.....

Comisarios Deportivos:

Cronometrador:





Circuito del Jarama

División 1

1ª Carrera


Resultados Provisionales



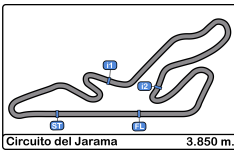
Cls	Nº	Concursante	Piloto 1	Piloto 2	Vehiculo	Cat	Cl	Vtas.	Tiempo	Dif 1º	Intervalo	Km/h	V.R.	Tiempo	Km/h
1	8	ESCUADERIA GREDOS	Javier Moreno García		PEUGEOT 205 1.6	2B	1	10	19:21.416			119.3	2	1:55.170	120.3
2	29	C.D.E. DEYSCOM SPORT	Carlos Plazio Gómez		CITROEN SAXO 1.6	2A	1	10	19:45.962	24.546	24.546	116.8	6	1:57.907	117.5
3	18	C.D.E. ULTIMA VUELTA	Francisco Torres Alcalá	Jr	HYUNDAI GETZ 1.5 CRDi	2A	2	10	19:49.067	27.651	3.105	116.5	6	1:57.939	117.5
4	20	EFICAR TEAM	Juan Carlos Lopez Olmo		MERCEDES BENZ 190 2.3	EN	1	10	19:51.094	29.678	2.027	116.3	6	1:57.542	117.9
5	4	LA RUINA RACING	Luis Barroso Catalina		HONDA CIVIC 1.6	2A	3	10	19:59.861	38.445	8.767	115.5	2	1:58.402	117.0
6	31	C.D.E. DEYSCOM SPORT	Oscar Plazio Gómez		HONDA CIVIC 1.6	2B	2	10	20:07.159	45.743	7.298	114.8	3	1:59.344	116.1
7	28	VSR MOTORSPORT	Enrique Sánchez González	Rk	BMW E36 325i	EN	2	10	20:12.057	50.641	4.898	114.3	5	1:59.247	116.2
8	14	RACE	Christian García García	Jr	HYUNDAI ACCENT 1.6	2B	3	10	20:12.553	51.137	0.496	114.3	2	1:58.257	117.2
9	47	C.D.E. ULTIMA VUELTA	Miguel A. Abuin Taeño		PEUGEOT 205 2.0	EN	3	10	20:15.872	54.456	3.319	113.9	5	1:59.138	116.3
10	3	C.D.E. ULTIMA VUELTA	José Martínez García		MAZDA RX8 Spor Cup	2A	4	10	20:23.595	1:02.179	7.723	113.2	2	1:59.840	115.6
11	24	EFICAR TEAM	Teo Antonio Pérez Palomo		BMW E36 325i	EN	4	10	20:38.103	1:16.687	14.508	111.9	3	2:02.011	113.5
12	26	RACE	José Manuel Casanova Belmonte		HYUNDAI ACCENT 1.6	2A	5	10	21:21.388	1:59.972	43.285	108.1	3	2:04.813	111.0
13	23	A.D. CLEMENTE ARROYO	Jesus Escolar Álvarez	Antonio Vigará Tena	HYUNDAI ACCENT 1.5	2A	6	9	20:08.387	1 Vta	1 Vta	103.2	5	2:09.476	107.0
14	46	CLUB JARAMA SPORT	Eugenio Moreno Vicente	Rk	BMW E36 325i	EN	5	9	20:18.022	1 Vta	9.635	102.4	5	2:11.913	105.0
15	45	CLUB AUTOMOVIL SIERO	Jose Luis Crespillo Calderón	Miguel Angel Ureña García	FORD PUMA 1.6	1	1	9	20:19.301	1 Vta	1.279	102.3	5	2:09.893	106.7
No clasificados: (Requerimientos: 75% del número de vueltas del líder = 8 Vueltas)															
	13	CLUB JARAMA SPORT	Sergio García Sardina		HYUNDAI GETZ 1.5 CRDi	2A	7	6	21:16.727	4 Vtas	3 Vtas	65.1	1	2:00.918	114.6
	9	EFICAR TEAM	Santiago Castilla Salinero		HYUNDAI GETZ 1.5 CRDi	2B	4	5	19:09.429	5 Vtas	1 Vta	60.2	1	2:06.620	109.4
	7	CHEFO SPORT	Jesus Hernández Jiménez		CITROEN SAXO 1.6	2B	5	1	2:17.380	9 Vtas	4 Vtas	100.8	1	2:17.380	100.8

Vuelta Rápida Javier Moreno García en 1:55.170 a 120.3 Km/h en la vuelta 2

Publicado a las:.....

Comisarios Deportivos:	Director de Carrera:	Cronometrador: 
-------------------------------	-----------------------------	---





Circuito del Jarama

División 1

1ª Carrera

Resultados Provisionales por categoría



Cls	Nº	Concursante	Piloto 1	Piloto 2	Vehiculo	Cat	Cl	Vtas.	Tiempo	Dif 1º	Intervalo	Km/h	V.R.	Tiempo	Km/h
2B															
1	8	ESCUDERIA GREDOS	Javier Moreno García		PEUGEOT 205 1.6	2B	1	10	19:21.416			119.3	2	1:55.170	120.3
2	31	C.D.E. DEYSCOM SPORT	Oscar Plazio Gómez		HONDA CIVIC 1.6	2B	2	10	20:07.159	45.743	45.743	114.8	3	1:59.344	116.1
3	14	RACE	Christian García García	Jr	HYUNDAI ACCENT 1.6	2B	3	10	20:12.553	51.137	5.394	114.3	2	1:58.257	117.2
No clasificados: (Requerimientos: 75% del número de vueltas del lider = 8 Vueltas)															
	9	EFICAR TEAM	Santiago Castilla Salinero		HYUNDAI GETZ 1.5 CRDi	2B	4	5	19:09.429	5 Vtas	5 Vtas	60.2	1	2:06.620	109.4
	7	CHEFO SPORT	Jesus Hernández Jiménez		CITROEN SAXO 1.6	2B	5	1	2:17.380	9 Vtas	4 Vtas	100.8	1	2:17.380	100.8
2A															
1	29	C.D.E. DEYSCOM SPORT	Carlos Plazio Gómez		CITROEN SAXO 1.6	2A	1	10	19:45.962			116.8	6	1:57.907	117.5
2	18	C.D.E. ULTIMA VUELTA	Francisco Torres Alcalá	Jr	HYUNDAI GETZ 1.5 CRDi	2A	2	10	19:49.067	27.651	3.105	116.5	6	1:57.939	117.5
3	4	LA RUINA RACING	Luis Barroso Catalina		HONDA CIVIC 1.6	2A	3	10	19:59.861	38.445	10.794	115.5	2	1:58.402	117.0
4	3	C.D.E. ULTIMA VUELTA	José Martínez García		MAZDA RX8 Spor Cup	2A	4	10	20:23.595	1:02.179	23.734	113.2	2	1:59.840	115.6
5	26	RACE	José Manuel Casanova Belmonte		HYUNDAI ACCENT 1.6	2A	5	10	21:21.388	1:59.972	57.793	108.1	3	2:04.813	111.0
6	23	A.D. CLEMENTE ARROYO	Jesus Escolar Álvarez	Antonio Vigará Tena	HYUNDAI ACCENT 1.5	2A	6	9	20:08.387	1 Vta	1 Vta	103.2	5	2:09.476	107.0
No clasificados: (Requerimientos: 75% del número de vueltas del lider = 8 Vueltas)															
	13	CLUB JARAMA SPORT	Sergio García Sardina		HYUNDAI GETZ 1.5 CRDi	2A	7	6	21:16.727	4 Vtas	3 Vtas	65.1	1	2:00.918	114.6
EN															
1	20	EFICAR TEAM	Juan Carlos Lopez Olmo		MERCEDES BENZ 190 2.3	EN	1	10	19:51.094			116.3	6	1:57.542	117.9
2	28	VSR MOTORSPORT	Enrique Sánchez González	Rk	BMW E36 325i	EN	2	10	20:12.057	50.641	20.963	114.3	5	1:59.247	116.2
3	47	C.D.E. ULTIMA VUELTA	Miguel A. Abuin Taeño		PEUGEOT 205 2.0	EN	3	10	20:15.872	54.456	3.815	113.9	5	1:59.138	116.3
4	24	EFICAR TEAM	Teo Antonio Pérez Palomo		BMW E36 325i	EN	4	10	20:38.103	1:16.687	22.231	111.9	3	2:02.011	113.5
5	46	CLUB JARAMA SPORT	Eugenio Moreno Vicente	Rk	BMW E36 325i	EN	5	9	20:18.022	1 Vta	1 Vta	102.4	5	2:11.913	105.0
1															
1	45	CLUB AUTOMOVIL SIERO	Jose Luis Crespillo Calderón	Miguel Angel Ureña García	FORD PUMA 1.6	1	1	9	20:19.301			102.3	5	2:09.893	106.7

Vuelta Rápida Javier Moreno García en 1:55.170 a 120.3 Km/h en la vuelta 2

Publicado a las:.....

Comisarios Deportivos:	Director de Carrera:	Cronometrador:
-------------------------------	-----------------------------	-----------------------





Circuito del Jarama

División 1

1ª Carrera

Clasificación Provisional por Vuelta Rápida de Piloto



Clas	Nº	Concursante	Vehiculo	Piloto	Cat	Clas	Vtas.	V.R	Tiempo	Dif 1º	Intervalo	Km/h
1	8	ESCUADERIA GREDOS	PEUGEOT 205 1.6	Javier Moreno García	2B	1	10	2	1:55.170			120.3
2	20	EFICAR TEAM	MERCEDES BENZ 190 2.3	Juan Carlos Lopez Olmo	EN	1	10	6	1:57.542	2.372	2.372	117.9
3	29	C.D.E. DEYSCOM SPORT	CITROEN SAXO 1.6	Carlos Plazio Gómez	2A	1	10	6	1:57.907	2.737	0.365	117.5
4	18	C.D.E. ULTIMA VUELTA	HYUNDAI GETZ 1.5 CRDi	Francisco Torres Alcalá	2A	2	10	6	1:57.939	2.769	0.032	117.5
5	14	RACE	HYUNDAI ACCENT 1.6	Christian García García	2B	2	10	2	1:58.257	3.087	0.318	117.2
6	4	LA RUINA RACING	HONDA CIVIC 1.6	Luis Barroso Catalina	2A	3	10	2	1:58.402	3.232	0.145	117.0
7	47	C.D.E. ULTIMA VUELTA	PEUGEOT 205 2.0	Miguel A. Abuin Taeño	EN	2	10	5	1:59.138	3.968	0.736	116.3
8	28	VSR MOTORSPORT	BMW E36 325i	Enrique Sánchez González	EN	3	10	5	1:59.247	4.077	0.109	116.2
9	31	C.D.E. DEYSCOM SPORT	HONDA CIVIC 1.6	Oscar Plazio Gómez	2B	3	10	3	1:59.344	4.174	0.097	116.1
10	3	C.D.E. ULTIMA VUELTA	MAZDA RX8 Spor Cup	José Martínez García	2A	4	10	2	1:59.840	4.670	0.496	115.6
11	13	CLUB JARAMA SPORT	HYUNDAI GETZ 1.5 CRDi	Sergio García Sardina	2A	5	6	1	2:00.918	5.748	1.078	114.6
12	24	EFICAR TEAM	BMW E36 325i	Teo Antonio Pérez Palomo	EN	4	10	3	2:02.011	6.841	1.093	113.5
13	26	RACE	HYUNDAI ACCENT 1.6	José Manuel Casanova Belmonte	2A	6	10	3	2:04.813	9.643	2.802	111.0
14	9	EFICAR TEAM	HYUNDAI GETZ 1.5 CRDi	Santiago Castilla Salinero	2B	4	5	1	2:06.620	11.450	1.807	109.4
15	23	A.D. CLEMENTE ARROYO	HYUNDAI ACCENT 1.5	Antonio Vigara Tena	2A	7	9	5	2:09.476	14.306	2.856	107.0
16	45	CLUB AUTOMOVIL SIERO	FORD PUMA 1.6	Miguel Angel Ureña García	1	1	9	5	2:09.893	14.723	0.417	106.7
17	46	CLUB JARAMA SPORT	BMW E36 325i	Eugenio Moreno Vicente	EN	5	9	5	2:11.913	16.743	2.020	105.0
18	7	CHEFO SPORT	CITROEN SAXO 1.6	Jesus Hernández Jiménez	2B	5	1	1	2:17.380	22.210	5.467	100.8



Circuito del Jarama

División 1

1ª Carrera

Distancia y Velocidad Media



Cls	Nº	Concursante	Piloto 1	Piloto 2	Vehiculo	Cat	Cls	Vtas.	Distancia	Tiempo	Km/h
1	8	ESCUADERIA GREDOS	Javier Moreno García		PEUGEOT 205 1.6	2B	1	10	38.50	19:21.416	119.3
2	29	C.D.E. DEYSCOM SPORT	Carlos Plazio Gómez		CITROEN SAXO 1.6	2A	1	10	38.50	19:45.962	116.8
3	18	C.D.E. ULTIMA VUELTA	Francisco Torres Alcalá	Jr	HYUNDAI GETZ 1.5 CRDi	2A	2	10	38.50	19:49.067	116.5
4	20	EFICAR TEAM	Juan Carlos Lopez Olmo		MERCEDES BENZ 190 2.3	EN	1	10	38.50	19:51.094	116.3
5	4	LA RUINA RACING	Luis Barroso Catalina		HONDA CIVIC 1.6	2A	3	10	38.50	19:59.861	115.5
6	31	C.D.E. DEYSCOM SPORT	Oscar Plazio Gómez		HONDA CIVIC 1.6	2B	2	10	38.50	20:07.159	114.8
7	28	VSR MOTORSPORT	Enrique Sánchez González	Rk	BMW E36 325i	EN	2	10	38.50	20:12.057	114.3
8	14	RACE	Christian García García	Jr	HYUNDAI ACCENT 1.6	2B	3	10	38.50	20:12.553	114.3
9	47	C.D.E. ULTIMA VUELTA	Miguel A. Abuin Taeño		PEUGEOT 205 2.0	EN	3	10	38.50	20:15.872	113.9
10	3	C.D.E. ULTIMA VUELTA	José Martínez García		MAZDA RX8 Spor Cup	2A	4	10	38.50	20:23.595	113.2
11	24	EFICAR TEAM	Teo Antonio Pérez Palomo		BMW E36 325i	EN	4	10	38.50	20:38.103	111.9
12	26	RACE	José Manuel Casanova Belmo		HYUNDAI ACCENT 1.6	2A	5	10	38.50	21:21.388	108.1
13	23	A.D. CLEMENTE ARROYO	Jesus Escolar Álvarez	<u>Antonio Vigara Tena</u>	HYUNDAI ACCENT 1.5	2A	6	9	34.65	20:08.387	103.2
14	46	CLUB JARAMA SPORT	Eugenio Moreno Vicente	Rk	BMW E36 325i	EN	5	9	34.65	20:18.022	102.4
15	45	CLUB AUTOMOVIL SIERO	Jose Luis Crespillo Calderón	<u>Miguel Angel Ureña García</u>	FORD PUMA 1.6	1	1	9	34.65	20:19.301	102.3
No clasificados: (Requerimientos: 75% del número de vueltas del líder = 8 Vueltas)											
	13	CLUB JARAMA SPORT	Sergio García Sardina		HYUNDAI GETZ 1.5 CRDi	2A	7	6	23.10	21:16.727	65.1
	9	EFICAR TEAM	Santiago Castilla Salinero		HYUNDAI GETZ 1.5 CRDi	2B	4	5	19.25	19:09.429	60.2
	7	CHEFO SPORT	Jesus Hernández Jiménez		CITROEN SAXO 1.6	2B	5	1	03.85	2:17.380	100.8



Circuito del Jarama

División 1

1ª Carrera

Tiempos Por Vuelta



3 1 José Martínez García MAZDA RX8 Spor Cup

13 1 Sergio García Sardina HYUNDAI GETZ 1.5 CRDi

2A 2 C.D.E. ULTIMA VUELTA

2A 2 CLUB JARAMA SPORT

Vta	D	Tiempo	Sector 1	Sector 2	Sector 3	V.Max	Elapsed
1		2:04.717	49.673	41.251	33.793	108.8	2:04.717
2		1:59.840	46.535	39.748	33.557	188.1	4:04.557
3		2:01.070	46.860	40.161	34.049	188.8	6:05.627
4		2:01.319	46.859	40.270	34.190	181.5	8:06.946
5		2:00.612	46.981	39.870	33.761	185.8	10:07.558
6		2:08.308	48.570	45.510	34.228	184.3	12:15.866
7		2:01.937	46.894	40.827	34.216	181.2	14:17.803
8		2:02.477	46.899	41.172	34.406	182.7	16:20.280
9		2:01.501	46.749	40.685	34.067	181.8	18:21.781
10		2:01.814	46.656	40.896	34.262	181.5	20:23.595

Vta	D	Tiempo	Sector 1	Sector 2	Sector 3	V.Max	Elapsed
1		2:00.918	48.158	39.802	32.958	109.9	2:00.918
2		2:32.410 P	49.687	54.757	47.966	178.5	4:33.328
3		6:22.942 P	4:25.875	1:04.966	52.101	60.3	10:56.270
4		5:35.934	3:59.459	56.692	39.783	75.1	16:32.204
5		2:20.903	54.294	47.924	38.685	138.1	18:53.107
6		2:23.620	54.480	49.166	39.974	133.6	21:16.727

4 1 Luis Barroso Catalina HONDA CIVIC 1.6

14 1 Christian García García HYUNDAI ACCENT 1.6

2A 2 LA RUINA RACING

2B 2 RACE

Vta	D	Tiempo	Sector 1	Sector 2	Sector 3	V.Max	Elapsed
1		2:00.625	47.762	39.658	33.205	106.9	2:00.625
2		1:58.402	45.375	39.694	33.333	179.4	3:59.027
3		1:59.179	46.042	39.922	33.215	173.3	5:58.206
4		1:59.948	46.529	39.899	33.520	185.2	7:58.154
5		1:59.889	46.727	39.798	33.364	174.1	9:58.043
6		1:59.914	46.404	39.780	33.730	180.9	11:57.957
7		1:59.467	46.264	39.810	33.393	174.7	13:57.424
8		1:59.378	45.926	39.982	33.470	170.3	15:56.802
9		2:01.522	45.707	41.217	34.598	181.2	17:58.324
10		2:01.537	45.549	41.208	34.780	182.1	19:59.861

Vta	D	Tiempo	Sector 1	Sector 2	Sector 3	V.Max	Elapsed
1		1:59.768	46.185	40.431	33.152	105.5	1:59.768
2		1:58.257	45.031	39.954	33.272	182.1	3:58.025
3		1:59.638	46.494	39.838	33.306	178.5	5:57.663
4		1:59.836	46.257	40.146	33.433	174.7	7:57.499
5		1:59.020	46.139	39.779	33.102	177.0	9:56.519
6		1:59.904	45.370	40.281	34.253	181.8	11:56.423
7		2:01.576	45.415	40.829	35.332	177.6	13:57.999
8		2:02.790	46.175	41.215	35.400	169.2	16:00.789
9		2:05.121	45.815	42.972	36.334	173.9	18:05.910
10		2:06.643	45.922	44.187	36.534	172.2	20:12.553

7 1 Jesus Hernández Jiménez CITROEN SAXO 1.6

18 1 Francisco Torres Alcalá HYUNDAI GETZ 1.5 CRDi

2B 2 CHEFO SPORT

2A 2 C.D.E. ULTIMA VUELTA

Vta	D	Tiempo	Sector 1	Sector 2	Sector 3	V.Max	Elapsed
1		2:17.380	53.996	47.999	35.385	110.7	2:17.380
2			52.514			155.8	

Vta	D	Tiempo	Sector 1	Sector 2	Sector 3	V.Max	Elapsed
1		2:04.980	50.413	41.552	33.015	132.1	2:04.980
2		1:58.132	45.380	39.910	32.842	187.8	4:03.112
3		1:58.519	45.209	40.119	33.191	186.8	6:01.631
4		1:58.073	45.354	39.716	33.003	187.5	7:59.704
5		1:58.718	45.517	40.018	33.183	180.9	9:58.422
6		1:57.939	45.676	39.545	32.718	186.5	11:56.361
7		1:57.973	44.952	39.768	33.253	186.5	13:54.334
8		1:57.960	45.172	39.807	32.981	183.9	15:52.294
9		1:58.765	45.880	40.000	32.885	185.2	17:51.059
10		1:58.008	44.944	40.037	33.027	183.3	19:49.067

8 1 Javier Moreno García PEUGEOT 205 1.6

20 1 Juan Carlos Lopez Olmo MERCEDES BENZ 190 2.3

2B 2 ESCUDERIA GREDOS

EN 2 EFICAR TEAM

Vta	D	Tiempo	Sector 1	Sector 2	Sector 3	V.Max	Elapsed
1		1:55.941	44.655	39.094	32.192	104.5	1:55.941
2		1:55.170	44.064	38.805	32.301	183.6	3:51.111
3		1:55.840	44.636	39.067	32.137	184.3	5:46.951
4		1:56.044	44.759	38.957	32.328	183.9	7:42.995
5		1:56.165	44.789	38.901	32.475	183.6	9:39.160
6		1:56.109	44.732	38.962	32.415	179.4	11:35.269
7		1:56.278	44.482	38.968	32.828	181.5	13:31.547
8		1:56.847	45.358	38.925	32.564	170.3	15:28.394
9		1:55.802	44.536	38.927	32.339	180.3	17:24.196
10		1:57.220	44.625	39.246	33.349	182.4	19:21.416

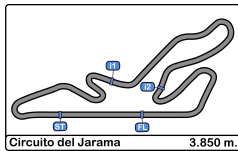
Vta	D	Tiempo	Sector 1	Sector 2	Sector 3	V.Max	Elapsed
1		2:01.336	48.807	39.420	33.109	126.0	2:01.336
2		1:58.235	45.390	39.739	33.106	181.5	3:59.571
3		1:59.399	45.839	40.042	33.518	179.1	5:58.970
4		1:59.413	46.380	39.932	33.101	176.4	7:58.383
5		1:58.301	45.482	39.881	32.938	188.4	9:56.684
6		1:57.542	44.897	39.386	33.259	196.0	11:54.226
7		1:58.452	45.326	39.818	33.308	186.2	13:52.678
8		1:58.924	45.767	39.949	33.208	183.9	15:51.602
9		2:00.328	47.046	39.967	33.315	177.6	17:51.930
10		1:59.164	45.289	40.127	33.748	184.6	19:51.094

9 1 Santiago Castilla Salinero HYUNDAI GETZ 1.5 CRDi

2B 2 EFICAR TEAM

Vta	D	Tiempo	Sector 1	Sector 2	Sector 3	V.Max	Elapsed
1		2:06.620	49.412	41.279	35.929	101.5	2:06.620
2		2:34.098 P	50.910	53.846	49.342	166.1	4:40.718
3		4:28.055 P	2:33.344	1:02.472	52.239	63.7	9:08.773
4		7:08.526	5:11.754	1:02.832	53.940	64.9	16:17.299
5		2:52.130	1:01.965	1:02.463	47.702	111.3	19:09.429
6			1:03.694	1:09.296		94.9	





Circuito del Jarama

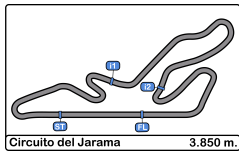
División 1

1ª Carrera

Tiempos Por Vuelta



23							29								
2A		1 Jesus Escolar Álvarez HYUNDAI ACCENT 1.5					2A		1 Carlos Plazio Gómez CITROEN SAXO 1.6						
2A		2 Antonio Vigara Tena A.D. CLEMENTE ARROYO					2		2 C.D.E. DEYSCOM SPORT						
Vta	D	Tiempo	Sector 1	Sector 2	Sector 3	V.Max	Elapsed	Vta	D	Tiempo	Sector 1	Sector 2	Sector 3	V.Max	Elapsed
1	2	2:18.824	58.895	44.534	35.395	102.3	2:18.824	1	2:00.313	47.045	40.057	33.211	99.7	2:00.313	
2	2	2:31.793	1:09.466	46.432	35.895	166.6	4:50.617	2	1:58.244	45.356	39.642	33.246	188.1	3:58.557	
3	2	2:10.433	49.820	44.588	36.025	171.1	7:01.050	3	1:58.079	45.696	39.548	32.835	188.4	5:56.636	
4	2	2:12.138	51.894	44.227	36.017	166.9	9:13.188	4	1:58.077	45.437	39.569	33.071	183.6	7:54.713	
5	2	2:09.476	49.495	43.984	35.997	171.1	11:22.664	5	1:58.503	45.806	39.622	33.075	181.2	9:53.216	
6	2	2:10.977	49.576	44.187	37.214	173.9	13:33.641	6	1:57.907	45.523	39.392	32.992	183.3	11:51.123	
7	2	2:12.216	49.747	45.361	37.108	167.7	15:45.857	7	1:58.044	45.333	39.330	33.381	182.7	13:49.167	
8	2	2:12.746	50.760	45.829	36.157	165.6	17:58.603	8	1:58.468	45.764	39.558	33.146	180.0	15:47.635	
9	2	2:09.784	49.482	43.944	36.358	170.6	20:08.387	9	1:58.632	45.590	39.982	33.060	184.3	17:46.267	
24							10								
EN		1 Teo Antonio Pérez Palomo BMW E36 325i					2B		1 Oscar Plazio Gómez HONDA CIVIC 1.6						
EN		2 EFICAR TEAM					2		2 C.D.E. DEYSCOM SPORT						
Vta	D	Tiempo	Sector 1	Sector 2	Sector 3	V.Max	Elapsed	Vta	D	Tiempo	Sector 1	Sector 2	Sector 3	V.Max	Elapsed
1	2	2:14.021	57.990	41.928	34.103	78.0	2:14.021	1	2:07.645	52.374	41.521	33.750	105.0	2:07.645	
2	2	2:02.289	46.656	41.434	34.199	174.7	4:16.310	2	2:00.012	46.268	40.577	33.167	174.7	4:07.657	
3	2	2:02.011	46.237	41.270	34.504	182.7	6:18.321	3	1:59.344	45.842	40.433	33.069	179.7	6:07.001	
4	2	2:02.801	47.085	41.422	34.294	181.2	8:21.122	4	2:01.216	46.806	40.421	33.989	180.3	8:08.217	
5	2	2:02.854	46.735	41.532	34.587	184.3	10:23.976	5	1:59.979	46.204	40.134	33.641	177.6	10:08.196	
6	2	2:02.352	46.615	41.483	34.254	181.2	12:26.328	6	2:00.271	46.608	40.425	33.238	182.4	12:08.467	
7	2	2:02.272	46.549	41.510	34.213	181.2	14:28.600	7	1:59.350	45.749	40.212	33.389	177.3	14:07.817	
8	2	2:03.943	47.032	41.840	35.071	182.7	16:32.543	8	1:59.776	45.929	40.274	33.573	176.1	16:07.593	
9	2	2:03.091	47.106	41.267	34.718	176.7	18:35.634	9	2:00.172	45.608	40.124	34.440	176.7	18:07.765	
10	2	2:02.469	46.638	41.416	34.415	178.2	20:38.103	10	1:59.394	45.931	40.072	33.391	179.4	20:07.159	
26							1								
2A		1 José Manuel Casanova Belmonte HYUNDAI ACCENT 1.6					2		1 Jose Luis Crespillo Calderón FORD PUMA 1.6						
2A		2 RACE					1		2 Miguel Angel Ureña García CLUB AUTOMOVIL SIERO						
Vta	D	Tiempo	Sector 1	Sector 2	Sector 3	V.Max	Elapsed	Vta	D	Tiempo	Sector 1	Sector 2	Sector 3	V.Max	Elapsed
1	2	2:07.010	50.114	42.177	34.719	110.7	2:07.010	1	2:22.399	59.202	46.462	36.735	94.4	2:22.399	
2	2	2:06.407	49.510	42.174	34.723	173.9	4:13.417	2	2:13.610	51.963	44.084	37.563	171.9	4:36.009	
3	2	2:04.813	47.529	42.033	35.251	171.7	6:18.230	3	2:13.401	50.569	45.686	37.146	178.5	6:49.410	
4	2	2:04.875	48.151	41.939	34.785	164.8	8:23.105	4	2:16.469	51.300	47.911	37.258	180.3	9:05.879	
5	2	2:08.028	48.786	43.367	35.875	166.4	10:31.133	5	2:09.893	50.295	44.494	35.104	152.3	11:15.772	
6	2	2:09.550	49.736	43.868	35.946	161.1	12:40.683	6	2:14.564	49.235	43.967	41.362	176.1	13:30.336	
7	2	2:09.729	50.150	43.318	36.261	153.6	14:50.412	7	2:17.147	50.750	47.706	38.691	148.1	15:47.483	
8	2	2:12.182	50.265	44.600	37.317	153.6	17:02.594	8	2:18.629	53.141	47.536	37.952	138.9	18:06.112	
9	2	2:11.669	49.454	44.967	37.248	164.1	19:14.263	9	2:13.189	51.253	46.020	35.916	161.1	20:19.301	
10	2	2:07.125	48.523	42.856	35.746	158.8	21:21.388								
28							46								
EN		1 Enrique Sánchez González BMW E36 325i					EN		1 Eugenio Moreno Vicente BMW E36 325i						
EN		2 VSR MOTORSPORT					2		2 CLUB JARAMA SPORT						
Vta	D	Tiempo	Sector 1	Sector 2	Sector 3	V.Max	Elapsed	Vta	D	Tiempo	Sector 1	Sector 2	Sector 3	V.Max	Elapsed
1	2	2:06.819	51.327	41.618	33.874	121.4	2:06.819	1	2:21.716	58.841	45.822	37.053	93.0	2:21.716	
2	2	1:59.288	45.439	40.923	32.926	188.8	4:06.107	2	2:13.348	51.816	44.230	37.302	162.8	4:35.064	
3	2	2:00.012	45.953	40.671	33.388	183.3	6:06.119	3	2:13.612	51.292	45.371	36.949	164.3	6:48.676	
4	2	2:00.931	47.274	40.285	33.372	164.8	8:07.050	4	2:18.159	57.672	44.007	36.480	170.3	9:06.835	
5	2	1:59.247	46.228	39.733	33.286	180.3	10:06.297	5	2:11.913	50.566	44.746	36.601	156.0	11:18.748	
6	2	1:59.491	45.435	40.035	34.021	180.0	12:05.788	6	2:12.080	50.179	43.273	38.628	169.0	13:30.828	
7	2	1:59.871	45.693	40.293	33.885	181.5	14:05.659	7	2:15.303	51.550	45.529	38.224	151.4	15:46.131	
8	2	2:00.103	46.408	39.868	33.827	172.2	16:05.762	8	2:14.707	53.608	44.995	36.104	139.5	18:00.838	
9	2	2:01.802	46.462	40.500	34.840	171.9	18:07.564	9	2:17.184	53.688	46.431	37.065	162.6	20:18.022	
10	2	2:04.493	47.517	40.740	36.236	171.7	20:12.057								



Circuito del Jarama

División 1

1ª Carrera

Tiempos Por Vuelta



47

1 Miguel A. Abuin Taeño

PEUGEOT 205 2.0

EN

2

C.D.E. ULTIMA VUELTA

Vta	D	Tiempo	Sector 1	Sector 2	Sector 3	V.Max	Elapsed
1		2:07.146	51.794	41.645	33.707	126.4	2:07.146
2		2:03.239	49.222	40.335	33.682	173.0	4:10.385
3		2:00.840	47.376	40.126	33.338	189.1	6:11.225
4		2:00.071	46.675	40.213	33.183	186.2	8:11.296
5		1:59.138	45.998	39.783	33.357	191.8	10:10.434
6		2:00.636	46.112	40.877	33.647	197.0	12:11.070
7		1:59.354	46.182	39.841	33.331	192.1	14:10.424
8		2:01.781	46.517	41.814	33.450	190.1	16:12.205
9		2:00.549	46.403	40.496	33.650	185.8	18:12.754
10		2:03.118	46.642	42.166	34.310	186.5	20:15.872



Circuito del Jarama

División 1

1ª Carrera

Análisis



Num	Tiempo Vta.	Dif. 1º
-----	-------------	---------

Vta 1

8	1:55.941	
14	1:59.768	03.827
29	2:00.313	04.372
4	2:00.625	04.684
13	2:00.918	04.977
20	2:01.336	05.395
3	2:04.717	08.776
18	2:04.980	09.039
9	2:06.620	10.679
28	2:06.819	10.878
26	2:07.010	11.069
47	2:07.146	11.205
31	2:07.645	11.704
24	2:14.021	18.080
7	2:17.380	21.439
23	2:18.824	22.883
46	2:21.716	25.775
45	2:22.399	26.458

Num	Tiempo Vta.	Dif. 1º
-----	-------------	---------

Vta 2

8	1:55.170	
14	1:58.257	06.914
29	1:58.244	07.446
4	1:58.402	07.916
20	1:58.235	08.460
18	1:58.132	12.001
3	1:59.840	13.446
28	1:59.288	14.996
31	2:00.012	16.546
47	2:03.239	19.274
26	2:06.407	22.306
24	2:02.289	25.199
13	2:32.410	42.217
46	2:13.348	43.953
45	2:13.610	44.898
9	2:34.098	49.607
23	2:31.793	59.506

Num	Tiempo Vta.	Dif. 1º
-----	-------------	---------

Vta 3

4	1:59.889	18.883
18	1:58.718	19.262

8	1:55.840	
29	1:58.079	09.685
14	1:59.638	10.712
4	1:59.179	11.255
20	1:59.399	12.019
18	1:58.519	14.680
3	2:01.070	18.676
28	2:00.012	19.168
31	1:59.344	20.050
47	2:00.840	24.274
26	2:04.813	31.279
24	2:02.011	31.370
46	2:13.612	1:01.725
45	2:13.401	1:02.459
23	2:10.433	1:14.099

Num	Tiempo Vta.	Dif. 1º
-----	-------------	---------

Vta 4

8	1:56.044	
29	1:58.077	11.718
14	1:59.836	14.504
4	1:59.948	15.159
20	1:59.413	15.388
18	1:58.073	16.709
3	2:01.319	23.951
28	2:00.931	24.055
31	2:01.216	25.222
47	2:00.071	28.301
24	2:02.801	38.127
26	2:04.875	40.110
45	2:16.469	1:22.884
46	2:18.159	1:23.840
9	4:28.055	1 Lap
23	2:12.138	1:30.193

Num	Tiempo Vta.	Dif. 1º
-----	-------------	---------

Vta 5

8	1:56.165	
29	1:58.503	14.056
14	1:59.020	17.359
20	1:58.301	17.524
4	1:59.889	18.883

18	1:58.718	19.262
----	----------	--------

28	1:59.247	27.137
3	2:00.612	28.398
31	1:59.979	29.036
47	1:59.138	31.274
24	2:02.854	44.816
26	2:08.028	51.973
13	6:22.942	2 Laps
45	2:09.893	1:36.612
46	2:11.913	1:39.588
23	2:09.476	1:43.504

Num	Tiempo Vta.	Dif. 1º
-----	-------------	---------

Vta 6

8	1:56.109	
29	1:57.907	15.854
20	1:57.542	18.957
18	1:57.939	21.092
14	1:59.904	21.154
4	1:59.914	22.688
28	1:59.491	30.519
31	2:00.271	33.198
47	2:00.636	35.801
3	2:08.308	40.597
24	2:02.352	51.059
26	2:09.550	1:05.414
45	2:14.564	1:55.067
46	2:12.080	1:55.559

Num	Tiempo Vta.	Dif. 1º
-----	-------------	---------

Vta 7

8	1:56.278	
23	2:10.977	1 Lap
29	1:58.044	17.620
20	1:58.452	21.131
18	1:57.973	22.787
4	1:59.467	25.877
14	2:01.576	26.452
28	1:59.871	34.112
31	1:59.350	36.270
47	1:59.354	38.877
3	2:01.937	46.256
24	2:02.272	57.053
26	2:09.729	1:18.865

Num	Tiempo Vta.	Dif. 1º
-----	-------------	---------

Vta 8

8	1:56.847	
23	2:12.216	1 Lap
46	2:15.303	1 Lap
45	2:17.147	1 Lap
29	1:58.468	19.241
20	1:58.924	23.208
18	1:57.960	23.900
4	1:59.378	28.408
14	2:02.790	32.395
28	2:00.103	37.368
31	1:59.776	39.199
47	2:01.781	43.811
9	7:08.526	4 Laps
3	2:02.477	51.886
13	5:35.934	4 Laps
24	2:03.943	1:04.149
26	2:12.182	1:34.200

Num	Tiempo Vta.	Dif. 1º
-----	-------------	---------

Vta 9

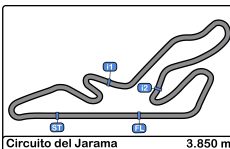
8	1:55.802	
29	1:58.632	22.071
18	1:58.765	26.863
20	2:00.328	27.734
4	2:01.522	34.128
23	2:12.746	1 Lap
46	2:14.707	1 Lap
14	2:05.121	41.714
45	2:18.629	1 Lap
28	2:01.802	43.368
31	2:00.172	43.569
47	2:00.549	48.558
3	2:01.501	57.585
24	2:03.091	1:11.438
13	2:20.903	4 Laps
9	2:52.130	4 Laps
26	2:11.669	1:50.067

Num	Tiempo Vta.	Dif. 1º
-----	-------------	---------

Vta 10

8	1:57.220	
---	----------	--





Circuito del Jarama

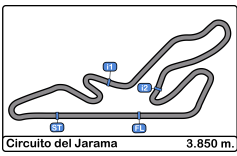
División 1

1ª Carrera

Mejores Sectores



Sector - 1				Sector - 2				Sector - 3				Vuelta Ideal vs Mejor Vuelta				
Clas	Nº	Piloto	Tiempo	Nº	Piloto	Tiempo	Nº	Piloto	Tiempo	Clas	Nº	Piloto	Vta. Ideal	Mejor V.	Clas	
1	8	Javier Moreno García	44.064	8	Javier Moreno García	38.805	8	Javier Moreno García	32.137	1	8	Javier Moreno García	1:55.006	1:55.170	1	
2	20	Juan Carlos Lopez Olm	44.897	29	Carlos Plazio Gómez	39.330	18	Francisco Torres Alcalá	32.718	2	18	Francisco Torres Alcalá	1:57.207	1:57.939	4	
3	18	Francisco Torres Alcalá	44.944	20	Juan Carlos Lopez Olm	39.386	29	Carlos Plazio Gómez	32.835	3	20	Juan Carlos Lopez Olm	1:57.221	1:57.542	2	
4	14	Christian García García	45.031	18	Francisco Torres Alcalá	39.545	28	Enrique Sánchez	32.926	4	29	Carlos Plazio Gómez	1:57.498	1:57.907	3	
5	29	Carlos Plazio Gómez	45.333	4	Luis Barroso Catalina	39.658	20	Juan Carlos Lopez Olm	32.938	5	14	Christian García García	1:57.912	1:58.257	5	
6	4	Luis Barroso Catalina	45.375	28	Enrique Sánchez	39.733	13	Sergio García Sardina	32.958	6	28	Enrique Sánchez	1:58.094	1:59.247	8	
7	28	Enrique Sánchez	45.435	3	José Martínez García	39.748	31	Oscar Plazio Gómez	33.069	7	4	Luis Barroso Catalina	1:58.238	1:58.402	6	
8	31	Oscar Plazio Gómez	45.608	14	Christian García García	39.779	14	Christian García García	33.102	8	31	Oscar Plazio Gómez	1:58.749	1:59.344	9	
9	47	Miguel A. Abuin Taeño	45.998	47	Miguel A. Abuin Taeño	39.783	47	Miguel A. Abuin Taeño	33.183	9	47	Miguel A. Abuin Taeño	1:58.964	1:59.138	7	
10	24	Teo Antonio Pérez	46.237	13	Sergio García Sardina	39.802	4	Luis Barroso Catalina	33.205	10	3	José Martínez García	1:59.840	1:59.840	10	
11	3	José Martínez García	46.535	31	Oscar Plazio Gómez	40.072	3	José Martínez García	33.557	11	13	Sergio García Sardina	2:00.918	2:00.918	11	
12	26	José Manuel Casanova	47.529	24	Teo Antonio Pérez	41.267	24	Teo Antonio Pérez	34.103	12	24	Teo Antonio Pérez	2:01.607	2:02.011	12	
13	13	Sergio García Sardina	48.158	9	Santiago Castilla Salinero	41.279	26	José Manuel Casanova	34.719	13	26	José Manuel Casanova	2:04.187	2:04.813	13	
14	45	Crespillo Calderón - Ureña García	49.235	26	José Manuel Casanova	41.939	45	Crespillo Calderón - Ureña García	35.104	14	9	Santiago Castilla Salinero	2:06.620	2:06.620	14	
15	9	Santiago Castilla Salinero	49.412	46	Eugenio Moreno Vicent	43.273	7	Jesus Hernández Jiménez	35.385	15	45	Crespillo Calderón - Ureña García	2:08.306	2:09.893	16	
16	23	Escolar Álvarez - Vigara Tena	49.482	23	Escolar Álvarez - Vigara Tena	43.944	23	Escolar Álvarez - Vigara Tena	35.395	16	23	Escolar Álvarez - Vigara Tena	2:08.821	2:09.476	15	
17	46	Eugenio Moreno Vicent	50.179	45	Crespillo Calderón - Ureña García	43.967	9	Santiago Castilla Salinero	35.929	17	46	Eugenio Moreno Vicent	2:09.556	2:11.913	17	
18	7	Jesus Hernández Jiménez	52.514	7	Jesus Hernández Jiménez	47.999	46	Eugenio Moreno Vicent	36.104	18	7	Jesus Hernández Jiménez	2:15.898	2:17.380	18	



Circuito del Jarama

División 1

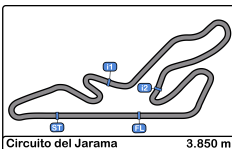
1ª Carrera

Secuencia Líder



<u>Nº</u>	<u>Concursante</u>	<u>Piloto 1</u>	<u>Piloto 2</u>	<u>Vehículo</u>	<u>Cat</u>	<u>Vta. Inici</u>	<u>Vta. Fin</u>	<u>Vtas.</u>	<u>Total Vtas.</u>
8	ESCUDERIA GREDOS	Javier Moreno García		PEUGEOT 205 1.6	2B	1	10	10	10





Circuito del Jarama

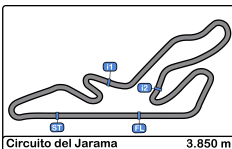
División 1

1ª Carrera

5 Mejores Tiempos



Cl	Nº	Concursante	Piloto 1	Piloto 2	Vehiculo	Cat	Cl	Mejor 1		Mejor 2		Mejor 3		Mejor 4		Mejor 5	
								Tiempo	Vta.	Tiempo	Vta.	Tiempo	Vta.	Tiempo	Vta.	Tiempo	Vta.
1	8	ESCUADERIA GREDOS	Javier Moreno García		PEUGEOT 205 1.6	2B	1	1:55.170	2	1:55.802	9	1:55.840	3	1:55.941	1	1:56.044	4
2	20	EFICAR TEAM	Juan Carlos Lopez Olmo		MERCEDES BENZ 190 2.3	EN	1	1:57.542	6	1:58.235	2	1:58.301	5	1:58.452	7	1:58.924	8
3	29	C.D.E. DEYSCOM SPORT	Carlos Plazio Gómez		CITROEN SAXO 1.6	2A	1	1:57.907	6	1:58.044	7	1:58.077	4	1:58.079	3	1:58.244	2
4	18	C.D.E. ULTIMA VUELTA	Francisco Torres Alcalá	Jr	HYUNDAI GETZ 1.5 CRDi	2A	2	1:57.939	6	1:57.960	8	1:57.973	7	1:58.008	10	1:58.073	4
5	14	RACE	Christian García García	Jr	HYUNDAI ACCENT 1.6	2B	2	1:58.257	2	1:59.020	5	1:59.638	3	1:59.768	1	1:59.836	4
6	4	LA RUIINA RACING	Luis Barroso Catalina		HONDA CIVIC 1.6	2A	3	1:58.402	2	1:59.179	3	1:59.378	8	1:59.467	7	1:59.889	5
7	47	C.D.E. ULTIMA VUELTA	Miguel A. Abuin Taeño		PEUGEOT 205 2.0	EN	2	1:59.138	5	1:59.354	7	2:00.071	4	2:00.549	9	2:00.636	6
8	28	VSR MOTORSPORT	Enrique Sánchez González	Rk	BMW E36 325i	EN	3	1:59.247	5	1:59.288	2	1:59.491	6	1:59.871	7	2:00.012	3
9	31	C.D.E. DEYSCOM SPORT	Oscar Plazio Gómez		HONDA CIVIC 1.6	2B	3	1:59.344	3	1:59.350	7	1:59.394	10	1:59.776	8	1:59.979	5
10	3	C.D.E. ULTIMA VUELTA	José Martínez García		MAZDA RX8 Spor Cup	2A	4	1:59.840	2	2:00.612	5	2:01.070	3	2:01.319	4	2:01.501	9
11	13	CLUB JARAMA SPORT	Sergio García Sardina		HYUNDAI GETZ 1.5 CRDi	2A	5	2:00.918	1	2:20.903	5	2:23.620	6	2:32.410	2	5:35.934	4
12	24	EFICAR TEAM	Teo Antonio Pérez Palomo		BMW E36 325i	EN	4	2:02.011	3	2:02.272	7	2:02.289	2	2:02.352	6	2:02.469	10
13	26	RACE	José Manuel Casanova Belmonte		HYUNDAI ACCENT 1.6	2A	6	2:04.813	3	2:04.875	4	2:06.407	2	2:07.010	1	2:07.125	10
14	9	EFICAR TEAM	Santiago Castilla Salinero		HYUNDAI GETZ 1.5 CRDi	2B	4	2:06.620	1	2:34.098	2	2:52.130	5	4:28.055	3	7:08.526	4
15	23	A.D. CLEMENTE ARROYO	Jesus Escolar Álvarez	<u>Antonio Vigara Tena</u>	HYUNDAI ACCENT 1.5	2A	7	2:09.476	5	2:09.784	9	2:10.433	3	2:10.977	6	2:12.138	4
16	45	CLUB AUTOMOVIL SIERO	Jose Luis Crespillo Calderón	<u>Miguel Angel Ureña García</u>	FORD PUMA 1.6	1	1	2:09.893	5	2:13.189	9	2:13.401	3	2:13.610	2	2:14.564	6
17	46	CLUB JARAMA SPORT	Eugenio Moreno Vicente	Rk	BMW E36 325i	EN	5	2:11.913	5	2:12.080	6	2:13.348	2	2:13.612	3	2:14.707	8
18	7	CHEFO SPORT	Jesus Hernández Jiménez		CITROEN SAXO 1.6	2B	5	2:17.380	1								



Circuito del Jarama

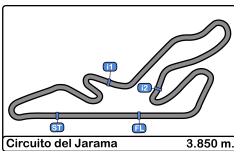
División 1

1ª Carrera

5 Mejores Velocidades



Cl	Nº	Concursante	Piloto 1	Piloto 2	Vehiculo	Cat	Cl	V. Max. 1		V. Max. 2		V. Max. 3		V. Max. 4		V. Max. 5		Avg
								Km/h	Vta.	Km/h	Vta.	Km/h	Vta.	Km/h	Vta.	Km/h	Vta.	
1	47	C.D.E. ULTIMA VUELTA	Miguel A. Abuin Taelño		PEUGEOT 205 2.0	EN	1	197.0	6	192.1	7	191.8	5	190.1	8	189.1	3	192.0
2	20	EFICAR TEAM	Juan Carlos Lopez Olmo		MERCEDES BENZ 190 2.3	EN	2	196.0	6	188.4	5	186.2	7	184.6	10	183.9	8	187.8
3	3	C.D.E. ULTIMA VUELTA	José Martínez García		MAZDA RX8 Spor Cup	2A	1	188.8	3	188.1	2	185.8	5	184.3	6	182.7	8	185.9
4	28	VSR MOTORSPORT	Enrique Sánchez González	Rk	BMW E36 325i	EN	3	188.8	2	183.3	3	181.5	7	180.3	5	180.0	6	182.7
5	29	C.D.E. DEYSCOM SPORT	Carlos Plazio Gómez		CITROEN SAXO 1.6	2A	2	188.4	3	188.1	2	184.3	9	183.6	4	183.3	6	185.5
6	18	C.D.E. ULTIMA VUELTA	Francisco Torres Alcalá	Jr	HYUNDAI GETZ 1.5 CRDi	2A	3	187.8	2	187.5	4	186.8	3	186.5	6	186.5	7	187.0
7	4	LA RUIÑA RACING	Luis Barroso Catalina		HONDA CIVIC 1.6	2A	4	185.2	4	182.1	10	181.2	9	180.9	6	179.4	2	181.7
8	8	ESCUADERIA GREDOS	Javier Moreno García		PEUGEOT 205 1.6	2B	1	184.3	3	183.9	4	183.6	2	183.6	5	182.4	10	183.6
9	24	EFICAR TEAM	Teo Antonio Pérez Palomo		BMW E36 325i	EN	4	184.3	5	182.7	3	182.7	8	181.2	4	181.2	6	182.4
10	31	C.D.E. DEYSCOM SPORT	Oscar Plazio Gómez		HONDA CIVIC 1.6	2B	2	182.4	6	180.3	4	179.7	3	179.4	10	177.6	5	179.8
11	14	RACE	Christian García García	Jr	HYUNDAI ACCENT 1.6	2B	3	182.1	2	181.8	6	178.5	3	177.6	7	177.0	5	179.4
12	45	CLUB AUTOMOVIL SIERO	Jose Luis Crespillo Calderón	<u>Miguel Angel Ureña Garcia</u>	FORD PUMA 1.6	1	1	180.3	4	178.5	3	176.1	6	171.9	2	161.1	9	173.6
13	13	CLUB JARAMA SPORT	Sergio García Sardina		HYUNDAI GETZ 1.5 CRDi	2A	5	178.5	2	138.1	5	133.6	6	109.9	1	75.1	4	127.0
14	23	A.D. CLEMENTE ARROYO	Jesus Escolar Álvarez	<u>Antonio Vigara Tena</u>	HYUNDAI ACCENT 1.5	2A	6	173.9	6	171.1	3	171.1	5	170.6	9	167.7	7	170.9
15	26	RACE	José Manuel Casanova Belmonte		HYUNDAI ACCENT 1.6	2A	7	173.9	2	171.7	3	166.4	5	164.8	4	164.1	9	168.2
16	46	CLUB JARAMA SPORT	Eugenio Moreno Vicente	Rk	BMW E36 325i	EN	5	170.3	4	169.0	6	164.3	3	162.8	2	162.6	9	165.8
17	9	EFICAR TEAM	Santiago Castilla Salinero		HYUNDAI GETZ 1.5 CRDi	2B	4	166.1	2	111.3	5	101.5	1	94.9	6	64.9	4	107.7
18	7	CHEFO SPORT	Jesus Hernández Jiménez		CITROEN SAXO 1.6	2B	5	155.8	2	110.7	1							133.3



Circuito del Jarama

División 1

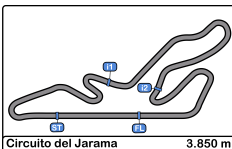
1ª Carrera

Secuencia Vueltas Rápidas



<u>Vta.</u>	<u>Hora Día</u>	<u>Tiempo Sesión</u>	<u>Nº</u>	<u>Concursante</u>	<u>Piloto 1</u>	<u>Piloto 2</u>	<u>Vehículo</u>	<u>Cat</u>	<u>Tiempo</u>	<u>Km/h</u>
2	15:24:19.253	1:03:51.253	8	ESCUADERIA GREDOS	Javier Moreno García		PEUGEOT 205 1.6	2B	1:55.170	120.3





Circuito del Jarama

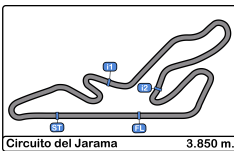
División 1

1ª Carrera

Mejor Maxima Velocidad del Evento



Nº	Concursante	Piloto 1	Piloto 2	Vehiculo	Cat	Km/h	Sesión
47	C.D.E. ULTIMA VUELTA	Miguel A. Abuin Taña		PEUGEOT 205 2.0	EN	197.0	1ª Carrera
20	EFICAR TEAM	Juan Carlos Lopez Olmo		MERCEDES BENZ 190 2.3	EN	196.0	1ª Carrera
8	ESCUDERIA GREDOS	Javier Moreno García		PEUGEOT 205 1.6	2B	188.8	Entrenamiento cronometrado
28	VSR MOTORSPORT	Enrique Sánchez González	Rk	BMW E36 325i	EN	188.8	1ª Carrera
3	C.D.E. ULTIMA VUELTA	José Martínez García		MAZDA RX8 Spor Cup	2A	188.8	1ª Carrera
29	C.D.E. DEYSCOM SPORT	Carlos Plazio Gómez		CITROEN SAXO 1.6	2A	188.4	1ª Carrera
24	EFICAR TEAM	Teo Antonio Pérez Palomo		BMW E36 325i	EN	187.8	Entrenamiento cronometrado
18	C.D.E. ULTIMA VUELTA	Francisco Torres Alcala	Jr	HYUNDAI GETZ 1.5 CRDi	2A	187.8	1ª Carrera
4	LA RUINA RACING	Luis Barroso Catalina		HONDA CIVIC 1.6	2A	186.5	Entrenamiento cronometrado
31	C.D.E. DEYSCOM SPORT	Oscar Plazio Gómez		HONDA CIVIC 1.6	2B	182.4	1ª Carrera
14	RACE	Christian García García	Jr	HYUNDAI ACCENT 1.6	2B	182.1	1ª Carrera
45	CLUB AUTOMOVIL SIERO	Jose Luis Crespillo Calderón	Miguel Angel Ureña García	FORD PUMA 1.6	1	180.9	Entrenamiento cronometrado
9	EFICAR TEAM	Santiago Castilla Salinero		HYUNDAI GETZ 1.5 CRDi	2B	180.6	Entrenamiento cronometrado
13	CLUB JARAMA SPORT	Sergio García Sardina		HYUNDAI GETZ 1.5 CRDi	2A	178.5	1ª Carrera
26	RACE	José Manuel Casanova		HYUNDAI ACCENT 1.6	2A	175.8	Entrenamiento cronometrado
23	A.D. CLEMENTE ARROYO	Jesus Escolar Álvarez	Antonio Vigara Tena	HYUNDAI ACCENT 1.5	2A	175.6	Entrenamiento cronometrado
46	CLUB JARAMA SPORT	Eugenio Moreno Vicente	Rk	BMW E36 325i	EN	170.3	1ª Carrera
7	CHEFO SPORT	Jesus Hernández Jiménez		CITROEN SAXO 1.6	2B	167.7	Entrenamiento cronometrado
25	AUTOMOVIL CLUB MADRID	Félix Tapia Del Rey	Rk	PEUGEOT 206 2.0	EN	161.4	Entrenamiento cronometrado
11	PARADINAS MOTORSPORT	Agustín Gómez Serrano		HYUNDAI GETZ 1.6	2A	144.5	Entrenamiento cronometrado



Circuito del Jarama

División 1

1ª Carrera

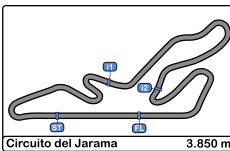
Cuentavueltas



Vta.

Nr	Po	Grid	1	2	3	4	5	6	7	8	9	10
8	1	8	8	8	8	8	8	8	8	8	8	8
29	2	29	14	14	29	29	29	29	29	29	29	29
14	3	14	29	29	14	14	14	20	20	20	18	18
9	4	9	4	4	4	4	20	18	18	18	20	20
4	5	4	13	20	20	20	4	14	4	4	4	4
3	6	3	20	18	18	18	18	4	14	14	14	31
13	7	13	3	3	3	3	28	28	28	28	28	28
31	8	31	18	28	28	28	3	31	31	31	31	14
26	9	26	9	31	31	31	31	47	47	47	47	47
23	10	23	28	47	47	47	47	3	3	3	3	3
7	11	7	26	26	26	24	24	24	24	24	24	24
28	12	28	47	24	24	26	26	26	26	26	26	26
20	13	20	31	13	46	45	45	45	23	23	23	
47	14	47	24	46	45	46	46	46	46	46	46	
24	15	24	7	45	23	23	23	23	45	45	45	
46	16	46	23	9	9	9	13	13				
45	17	45	46	23	13	13	9					
18	18	18	45									

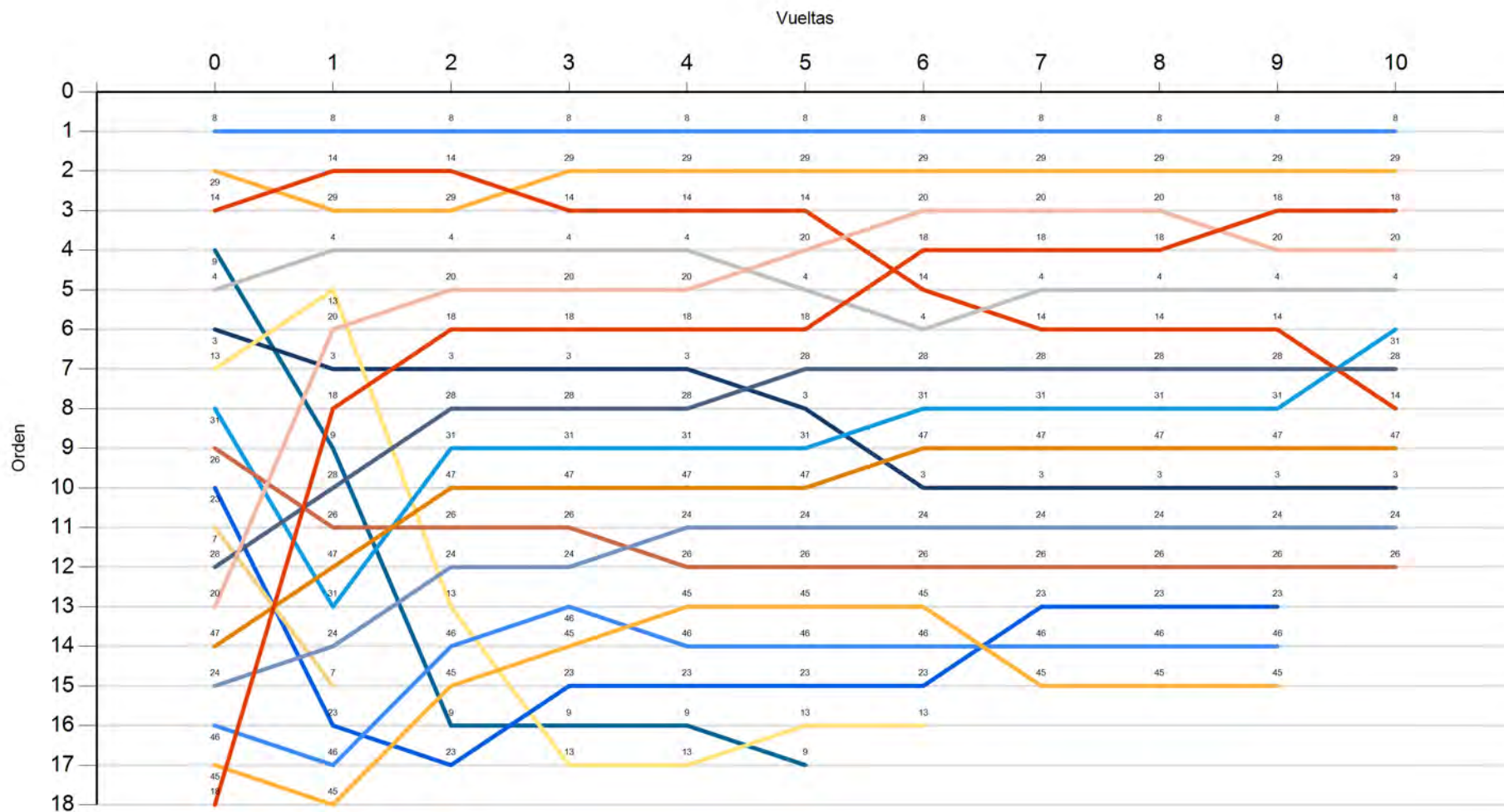


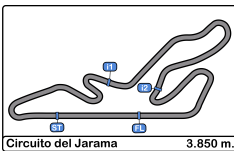


Circuito del Jarama
 División 1
 1ª Carrera
 Cuentavueltas Gráfico



- 8
- 29
- 14
- 9
- 4
- 3
- 13
- 31
- 26
- 23
- 7
- 28
- 20
- 47
- 24
- 46
- 45
- 18





Circuito del Jarama

División 1

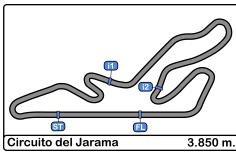
1ª Carrera

Tiempos Parada en Pit



Nr.	Hora Día En.	Concursante	Nac	Piloto 1	Nac	Piloto 2	Nac	Vehiculo	Cat	Tiempo Entra.	Stop Nº	Tiempo Box	Handicap	Penalty
13	14:25:01.470	CLUB JARAMA SPORT		Sergio García Sardina				HYUNDAI GETZ 1.5 CRDi	2A	4:33.328	1	3:25.620		
9	14:25:08.860	EFICAR TEAM		Santiago Castilla Salinero				HYUNDAI GETZ 1.5 CRDi	2B	4:40.718	1	1:34.828		
9	14:29:36.915	EFICAR TEAM		Santiago Castilla Salinero				HYUNDAI GETZ 1.5 CRDi	2B	9:08.773	2	4:13.566		
13	14:31:24.412	CLUB JARAMA SPORT		Sergio García Sardina				HYUNDAI GETZ 1.5 CRDi	2A	10:56.270	2	3:03.421		





Circuito del Jarama

División 1

2ª Carrera

Parrilla de Salida



19	18	Francisco Torres Alcalá		.10.	2:05.562	Jose Luis Crespillo Calderón	45	18
17	28	Enrique Sánchez González	1:57.982	.9.	1:58.578	Juan Carlos Lopez Olmo	20	16
15	47	Miguel A. Abuin Taeño	2:00.248	.8.	2:02.285	Teo Antonio Pérez Palomo	24	14
13	25	Félix Tapia Del Rey	2:11.277	.7.	2:15.009	Eugenio Moreno Vicente	46	12
11	7	Jesus Hernández Jiménez	2:13.885	.6.	2:05.238	Jesus Escolar Álvarez	23	10
9	26	José Manuel Casanova Belmo	2:04.738	.5.	2:02.246	Oscar Plazio Gómez	31	8
7	8	Javier Moreno García	1:53.479	.4.	1:57.804	Carlos Plazio Gómez	29	6
5	14	Christian García García	1:59.326	.3.	2:00.127	Santiago Castilla Salinero	9	4
3	4	Luis Barroso Catalina	2:00.273	.2.	2:01.461	José Martínez García	3	2
1	13	Sergio García Sardina	2:01.552	.1.				

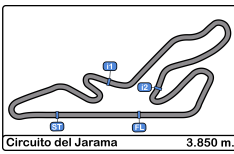


Pole

Publicada a las:.....

Comisarios Deportivos:

Cronometrador:



Circuito del Jarama

División 1

2ª Carrera


Resultados Provisionales



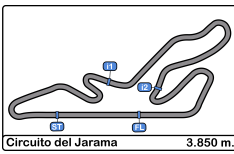
Cls	Nº	Concursante	Piloto 1	Piloto 2	Vehiculo	Cat	Cl	Vtas.	Tiempo	Dif 1º	Intervalo	Km/h	V.R.	Tiempo	Km/h
1	8	ESCUADERIA GREDOS	Javier Moreno García		PEUGEOT 205 1.6	2B	1	10	19:35.365			117.9	6	1:55.973	119.5
2	20	EFICAR TEAM	Juan Carlos Lopez Olmo		MERCEDES BENZ 190 2.3	EN	1	10	19:40.150	4.785	4.785	117.4	3	1:56.845	118.6
3	29	C.D.E. DEYSCOM SPORT	Carlos Plazio Gómez		CITROEN SAXO 1.6	2A	1	10	19:41.947	6.582	1.797	117.2	9	1:57.279	118.1
4	4	LA RUINA RACING	Luis Barroso Catalina		HONDA CIVIC 1.6	2A	2	10	19:44.533	9.168	2.586	117.0	2	1:56.511	118.9
5	18	C.D.E. ULTIMA VUELTA	Francisco Torres Alcalá	Jr	HYUNDAI GETZ 1.5 CRDi	2A	3	10	19:48.139	12.774	3.606	116.6	9	1:57.285	118.1
6	31	C.D.E. DEYSCOM SPORT	Oscar Plazio Gómez		HONDA CIVIC 1.6	2B	2	10	20:03.293	27.928	15.154	115.1	9	1:59.085	116.3
7	14	RACE	Christian García García	Jr	HYUNDAI ACCENT 1.6	2B	3	10	20:05.888	30.523	2.595	114.9	4	1:59.514	115.9
8	28	VSR MOTORSPORT	Enrique Sánchez González	Rk	BMW E36 325i	EN	2	10	20:11.957	36.592	6.069	114.3	3	1:59.588	115.8
9	47	C.D.E. ULTIMA VUELTA	Miguel A. Abuin Taeño		PEUGEOT 205 2.0	EN	3	10	20:17.590	42.225	5.633	113.8	3	2:00.210	115.2
10	3	C.D.E. ULTIMA VUELTA	José Martínez García		MAZDA RX8 Spor Cup	2A	4	10	20:27.397	52.032	9.807	112.9	5	2:00.060	115.4
11	26	RACE	José Manuel Casanova Belmonte		HYUNDAI ACCENT 1.6	2A	5	10	20:47.051	1:11.686	19.654	111.1	9	2:02.942	112.7
12	23	A.D. CLEMENTE ARROYO	Jesus Escolar Álvarez	Antonio Vígara Tena	HYUNDAI ACCENT 1.5	2A	6	10	20:49.946	1:14.581	2.895	110.8	4	2:04.005	111.7
13	24	EFICAR TEAM	Teo Antonio Pérez Palomo		BMW E36 325i	EN	4	10	20:50.925	1:15.560	0.979	110.7	8	2:02.362	113.2
14	45	CLUB AUTOMOVIL SIERO	Jose Luis Crespillo Calderón	Miguel Angel Ureña García	FORD PUMA 1.6	1	1	10	21:12.659	1:37.294	21.734	108.9	3	2:05.565	110.3
15	13	CLUB JARAMA SPORT	Sergio García Sardina		HYUNDAI GETZ 1.5 CRDi	2A	7	9	18:39.650	1 Vta	1 Vta	111.4	2	2:01.757	113.8
16	46	CLUB JARAMA SPORT	Eugenio Moreno Vicente	Rk	BMW E36 325i	EN	5	9	19:54.934	1 Vta	1:15.284	104.3	5	2:10.432	106.2
No clasificados: (Requerimientos: 75% del número de vueltas del lider = 8 Vueltas)															
	7	CHEFO SPORT	Jesus Hernández Jiménez		CITROEN SAXO 1.6	2B	4	5	11:21.193	5 Vtas	4 Vtas	101.7	4	2:10.468	106.2
	9	EFICAR TEAM	Santiago Castilla Salinero		HYUNDAI GETZ 1.5 CRDi	2B	5	1	2:15.172	9 Vtas	4 Vtas	102.5	1	2:15.172	102.5

Vuelta Rápida Javier Moreno García en 1:55.973 a 119.5 Km/h en la vuelta 6

Publicado a las:.....

Comisarios Deportivos:	Director de Carrera:	Cronometrador: 
-------------------------------	-----------------------------	---





Circuito del Jarama

División 1

2ª Carrera

Resultados Provisionales por categoría



Cls	Nº	Concursante	Piloto 1	Piloto 2	Vehiculo	Cat	Cl	Vtas.	Tiempo	Dif 1º	Intervalo	Km/h	V.R.	Tiempo	Km/h
2B															
1	8	ESCUADERIA GREDOS	Javier Moreno García		PEUGEOT 205 1.6	2B	1	10	19:35.365			117.9	6	1:55.973	119.5
2	31	C.D.E. DEYSCOM SPORT	Oscar Plazio Gómez		HONDA CIVIC 1.6	2B	2	10	20:03.293	27.928	27.928	115.1	9	1:59.085	116.3
3	14	RACE	Christian García García	Jr	HYUNDAI ACCENT 1.6	2B	3	10	20:05.888	30.523	2.595	114.9	4	1:59.514	115.9
No clasificados: (Requerimientos: 75% del número de vueltas del lider = 8 Vueltas)															
7		CHEFO SPORT	Jesus Hernández Jiménez		CITROEN SAXO 1.6	2B	4	5	11:21.193	5 Vtas	5 Vtas	101.7	4	2:10.468	106.2
9		EFICAR TEAM	Santiago Castilla Salinero		HYUNDAI GETZ 1.5 CRDi	2B	5	1	2:15.172	9 Vtas	4 Vtas	102.5	1	2:15.172	102.5
EN															
1	20	EFICAR TEAM	Juan Carlos Lopez Olmo		MERCEDES BENZ 190 2.3	EN	1	10	19:40.150			117.4	3	1:56.845	118.6
2	28	VSR MOTORSPORT	Enrique Sánchez González	Rk	BMW E36 325i	EN	2	10	20:11.957	36.592	31.807	114.3	3	1:59.588	115.8
3	47	C.D.E. ULTIMA VUELTA	Miguel A. Abuin Taeño		PEUGEOT 205 2.0	EN	3	10	20:17.590	42.225	5.633	113.8	3	2:00.210	115.2
4	24	EFICAR TEAM	Teo Antonio Pérez Palomo		BMW E36 325i	EN	4	10	20:50.925	1:15.560	33.335	110.7	8	2:02.362	113.2
5	46	CLUB JARAMA SPORT	Eugenio Moreno Vicente	Rk	BMW E36 325i	EN	5	9	19:54.934	1 Vta	1 Vta	104.3	5	2:10.432	106.2
2A															
1	29	C.D.E. DEYSCOM SPORT	Carlos Plazio Gómez		CITROEN SAXO 1.6	2A	1	10	19:41.947			117.2	9	1:57.279	118.1
2	4	LA RUINA RACING	Luis Barroso Catalina		HONDA CIVIC 1.6	2A	2	10	19:44.533	9.168	2.586	117.0	2	1:56.511	118.9
3	18	C.D.E. ULTIMA VUELTA	Francisco Torres Alcala	Jr	HYUNDAI GETZ 1.5 CRDi	2A	3	10	19:48.139	12.774	3.606	116.6	9	1:57.285	118.1
4	3	C.D.E. ULTIMA VUELTA	José Martínez García		MAZDA RX8 Spor Cup	2A	4	10	20:27.397	52.032	39.258	112.9	5	2:00.060	115.4
5	26	RACE	José Manuel Casanova Belmonte		HYUNDAI ACCENT 1.6	2A	5	10	20:47.051	1:11.686	19.654	111.1	9	2:02.942	112.7
6	23	A.D. CLEMENTE ARROYO	Jesus Escolar Álvarez	Antonio Vígara Tena	HYUNDAI ACCENT 1.5	2A	6	10	20:49.946	1:14.581	2.895	110.8	4	2:04.005	111.7
7	13	CLUB JARAMA SPORT	Sergio García Sardina		HYUNDAI GETZ 1.5 CRDi	2A	7	9	18:39.650	1 Vta	1 Vta	111.4	2	2:01.757	113.8
1															
1	45	CLUB AUTOMOVIL SIERO	Jose Luis Crespillo Calderón	Miguel Angel Ureña García	FORD PUMA 1.6	1	1	10	21:12.659			108.9	3	2:05.565	110.3

Vuelta Rápida Javier Moreno García en 1:55.973 a 119.5 Km/h en la vuelta 6

Publicado a las:.....

Comisarios Deportivos:	Director de Carrera:	Cronometrador:
-------------------------------	-----------------------------	-----------------------





Circuito del Jarama

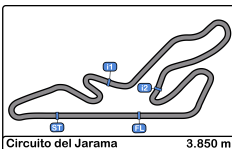
División 1

2ª Carrera

Clasificación Provisional por Vuelta Rápida de Piloto



Clas	Nº	Concursante	Vehiculo	Piloto	Cat	Clas	Vtas.	V.R	Tiempo	Dif 1º	Intervalo	Km/h
1	8	ESCUADERIA GREDOS	PEUGEOT 205 1.6	Javier Moreno García	2B	1	10	6	1:55.973			119.5
2	4	LA RUINA RACING	HONDA CIVIC 1.6	Luis Barroso Catalina	2A	1	10	2	1:56.511	0.538	0.538	118.9
3	20	EFICAR TEAM	MERCEDES BENZ 190 2.3	Juan Carlos Lopez Olmo	EN	1	10	3	1:56.845	0.872	0.334	118.6
4	29	C.D.E. DEYSCOM SPORT	CITROEN SAXO 1.6	Carlos Plazio Gómez	2A	2	10	9	1:57.279	1.306	0.434	118.1
5	18	C.D.E. ULTIMA VUELTA	HYUNDAI GETZ 1.5 CRDi	Francisco Torres Alcalá	2A	3	10	9	1:57.285	1.312	0.006	118.1
6	31	C.D.E. DEYSCOM SPORT	HONDA CIVIC 1.6	Oscar Plazio Gómez	2B	2	10	9	1:59.085	3.112	1.800	116.3
7	14	RACE	HYUNDAI ACCENT 1.6	Christian García García	2B	3	10	4	1:59.514	3.541	0.429	115.9
8	28	VSR MOTORSPORT	BMW E36 325i	Enrique Sánchez González	EN	2	10	3	1:59.588	3.615	0.074	115.8
9	3	C.D.E. ULTIMA VUELTA	MAZDA RX8 Spor Cup	José Martínez García	2A	4	10	5	2:00.060	4.087	0.472	115.4
10	47	C.D.E. ULTIMA VUELTA	PEUGEOT 205 2.0	Miguel A. Abuin Taeño	EN	3	10	3	2:00.210	4.237	0.150	115.2
11	13	CLUB JARAMA SPORT	HYUNDAI GETZ 1.5 CRDi	Sergio García Sardina	2A	5	9	2	2:01.757	5.784	1.547	113.8
12	24	EFICAR TEAM	BMW E36 325i	Teo Antonio Pérez Palomo	EN	4	10	8	2:02.362	6.389	0.605	113.2
13	26	RACE	HYUNDAI ACCENT 1.6	José Manuel Casanova Belmonte	2A	6	10	9	2:02.942	6.969	0.580	112.7
14	23	A.D. CLEMENTE ARROYO	HYUNDAI ACCENT 1.5	Jesus Escolar Álvarez	2A	7	10	4	2:04.005	8.032	1.063	111.7
15	45	CLUB AUTOMOVIL SIERO	FORD PUMA 1.6	Jose Luis Crespillo Calderón	1	1	10	3	2:05.565	9.592	1.560	110.3
16	46	CLUB JARAMA SPORT	BMW E36 325i	Eugenio Moreno Vicente	EN	5	9	5	2:10.432	14.459	4.867	106.2
17	7	CHEFO SPORT	CITROEN SAXO 1.6	Jesus Hernández Jiménez	2B	4	5	4	2:10.468	14.495	0.036	106.2
18	9	EFICAR TEAM	HYUNDAI GETZ 1.5 CRDi	Santiago Castilla Salinero	2B	5	1	1	2:15.172	19.199	4.704	102.5



Circuito del Jarama

División 1

2ª Carrera

Distancia y Velocidad Media



Cls	Nº	Concursante	Piloto 1	Piloto 2	Vehiculo	Cat	Cls	Vtas.	Distancia	Tiempo	Km/h
1	8	ESCUADERIA GREDOS	Javier Moreno García		PEUGEOT 205 1.6	2B	1	10	38.50	19:35.365	117.9
2	20	EFICAR TEAM	Juan Carlos Lopez Olmo		MERCEDES BENZ 190 2.3	EN	1	10	38.50	19:40.150	117.4
3	29	C.D.E. DEYSCOM SPORT	Carlos Plazio Gómez		CITROEN SAXO 1.6	2A	1	10	38.50	19:41.947	117.2
4	4	LA RUINA RACING	Luis Barroso Catalina		HONDA CIVIC 1.6	2A	2	10	38.50	19:44.533	117.0
5	18	C.D.E. ULTIMA VUELTA	Francisco Torres Alcalá	Jr	HYUNDAI GETZ 1.5 CRDi	2A	3	10	38.50	19:48.139	116.6
6	31	C.D.E. DEYSCOM SPORT	Oscar Plazio Gómez		HONDA CIVIC 1.6	2B	2	10	38.50	20:03.293	115.1
7	14	RACE	Christian García García	Jr	HYUNDAI ACCENT 1.6	2B	3	10	38.50	20:05.888	114.9
8	28	VSR MOTORSPORT	Enrique Sánchez González	Rk	BMW E36 325i	EN	2	10	38.50	20:11.957	114.3
9	47	C.D.E. ULTIMA VUELTA	Miguel A. Abuin Taeño		PEUGEOT 205 2.0	EN	3	10	38.50	20:17.590	113.8
10	3	C.D.E. ULTIMA VUELTA	José Martínez García		MAZDA RX8 Spor Cup	2A	4	10	38.50	20:27.397	112.9
11	26	RACE	José Manuel Casanova Belmo		HYUNDAI ACCENT 1.6	2A	5	10	38.50	20:47.051	111.1
12	23	A.D. CLEMENTE ARROYO	<u>Jesus Escolar Álvarez</u>	Antonio Vigara Tena	HYUNDAI ACCENT 1.5	2A	6	10	38.50	20:49.946	110.8
13	24	EFICAR TEAM	Teo Antonio Pérez Palomo		BMW E36 325i	EN	4	10	38.50	20:50.925	110.7
14	45	CLUB AUTOMOVIL SIERO	<u>Jose Luis Crespillo Calderó</u>	Miguel Angel Ureña García	FORD PUMA 1.6	1	1	10	38.50	21:12.659	108.9
15	13	CLUB JARAMA SPORT	Sergio García Sardina		HYUNDAI GETZ 1.5 CRDi	2A	7	9	34.65	18:39.650	111.4
16	46	CLUB JARAMA SPORT	Eugenio Moreno Vicente	Rk	BMW E36 325i	EN	5	9	34.65	19:54.934	104.3
No clasificados: (Requerimientos: 75% del número de vueltas del líder = 8 Vueltas)											
	7	CHEFO SPORT	Jesus Hernández Jiménez		CITROEN SAXO 1.6	2B	4	5	19.25	11:21.193	101.7
	9	EFICAR TEAM	Santiago Castilla Salinero		HYUNDAI GETZ 1.5 CRDi	2B	5	1	03.85	2:15.172	102.5



Circuito del Jarama

División 1

2ª Carrera

Tiempos Por Vuelta



3 1 José Martínez García MAZDA RX8 Spor Cup

13 1 Sergio García Sardina HYUNDAI GETZ 1.5 CRDi

2A 2 C.D.E. ULTIMA VUELTA

2A 2 CLUB JARAMA SPORT

Vta	D	Tiempo	Sector 1	Sector 2	Sector 3	V.Max	Elapsed
1		2:03.490	47.865	41.201	34.424	99.3	2:03.490
2		2:00.426	46.354	40.491	33.581	185.2	4:03.916
3		2:00.494	46.269	40.317	33.908	185.5	6:04.410
4		2:00.346	46.434	40.234	33.678	184.3	8:04.756
5		2:00.060	46.314	40.203	33.543	185.5	10:04.816
6		2:02.465	46.438	41.862	34.165	184.3	12:07.281
7		2:01.115	46.305	41.070	33.740	179.4	14:08.396
8		2:14.430	46.268	53.905	34.257	185.5	16:22.826
9		2:01.893	46.240	40.583	35.070	179.4	18:24.719
10		2:02.678	47.291	41.268	34.119	175.0	20:27.397

Vta	D	Tiempo	Sector 1	Sector 2	Sector 3	V.Max	Elapsed
1		2:01.930	46.870	40.807	34.253	97.4	2:01.930
2		2:01.757	46.750	41.084	33.923	185.2	4:03.687
3		2:02.610	47.128	41.117	34.365	176.1	6:06.297
4		2:04.497	47.420	42.816	34.261	176.1	8:10.794
5		2:06.364	48.785	42.459	35.120	169.2	10:17.158
6		2:08.505	50.475	43.315	34.715	147.1	12:25.663
7		2:03.832	47.961	41.372	34.499	161.1	14:29.495
8		2:04.219	47.648	42.137	34.434	167.9	16:33.714
9		2:05.936	47.257	43.276	35.403	170.0	18:39.650

4 1 Luis Barroso Catalina HONDA CIVIC 1.6

14 1 Christian García García HYUNDAI ACCENT 1.6

2A 2 LA RUINA RACING

2B 2 RACE

Vta	D	Tiempo	Sector 1	Sector 2	Sector 3	V.Max	Elapsed
1		2:01.161	47.054	40.193	33.914	105.5	2:01.161
2		1:56.511	44.854	38.942	32.715	183.0	3:57.672
3		1:58.048	45.590	39.314	33.144	185.8	5:55.720
4		1:59.340	45.667	39.613	34.060	177.9	7:55.060
5		1:58.448	45.599	39.725	33.124	179.1	9:53.508
6		1:57.768	45.095	39.526	33.147	174.1	11:51.276
7		1:57.760	44.972	39.592	33.196	186.8	13:49.036
8		1:59.293	45.834	39.526	33.933	179.4	15:48.329
9		1:57.807	45.040	39.369	33.398	180.6	17:46.136
10		1:58.397	45.341	39.464	33.592	181.5	19:44.533

Vta	D	Tiempo	Sector 1	Sector 2	Sector 3	V.Max	Elapsed
1		2:03.978	48.445	41.580	33.953	108.1	2:03.978
2		2:01.163	46.016	40.808	34.339	181.8	4:05.141
3		2:01.277	46.445	41.404	33.428	173.0	6:06.418
4		1:59.514	46.410	40.096	33.008	169.5	8:05.932
5		1:59.885	45.483	40.931	33.471	185.2	10:05.817
6		1:59.514	46.043	40.543	32.928	171.4	12:05.331
7		2:00.143	46.157	40.502	33.484	172.8	14:05.474
8		2:00.156	46.031	40.622	33.503	175.3	16:05.630
9		1:59.870	45.737	40.805	33.328	179.4	18:05.500
10		2:00.388	45.717	40.611	34.060	179.1	20:05.888

7 1 Jesus Hernández Jiménez CITROEN SAXO 1.6

18 1 Francisco Torres Alcalá HYUNDAI GETZ 1.5 CRDi

2B 2 CHEFO SPORT

2A 2 C.D.E. ULTIMA VUELTA

Vta	D	Tiempo	Sector 1	Sector 2	Sector 3	V.Max	Elapsed
1		2:36.376	1:14.736	44.848	36.792	112.3	2:36.376
2		2:11.461	51.192	43.680	36.589	154.0	4:47.837
3		2:11.272	50.019	44.990	36.263	168.7	6:59.109
4		2:10.468	49.887	44.345	36.236	159.7	9:09.577
5		2:11.616	51.022	44.610	35.984	159.5	11:21.193

Vta	D	Tiempo	Sector 1	Sector 2	Sector 3	V.Max	Elapsed
1		2:04.863	51.321	40.648	32.894	127.5	2:04.863
2		1:59.435	45.815	40.567	33.053	188.8	4:04.298
3		1:58.681	46.001	39.737	32.943	188.8	6:02.979
4		1:58.905	45.730	39.906	33.269	183.6	8:01.884
5		1:58.022	45.374	39.730	32.918	183.0	9:59.906
6		1:57.662	45.230	39.682	32.750	183.9	11:57.568
7		1:57.765	45.302	39.704	32.759	183.9	13:55.333
8		1:57.522	44.934	39.792	32.796	184.6	15:52.855
9		1:57.285	44.905	39.659	32.721	185.2	17:50.140
10		1:57.999	45.034	39.878	33.087	185.2	19:48.139

8 1 Javier Moreno García PEUGEOT 205 1.6

20 1 Juan Carlos Lopez Olmo MERCEDES BENZ 190 2.3

2B 2 ESCUDERIA GREDOS

EN 2 EFICAR TEAM

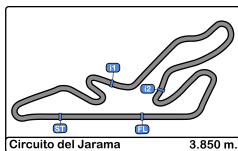
Vta	D	Tiempo	Sector 1	Sector 2	Sector 3	V.Max	Elapsed
1		2:01.424	47.917	40.476	33.031	116.1	2:01.424
2		1:56.764	45.043	38.968	32.753	179.7	3:58.188
3		1:56.822	44.280	39.525	33.017	185.2	5:55.010
4		1:56.798	44.992	39.448	32.358	180.0	7:51.808
5		1:56.378	44.751	39.161	32.466	181.2	9:48.186
6		1:55.973	44.685	38.696	32.592	181.2	11:44.159
7		1:56.389	44.847	39.045	32.497	181.5	13:40.548
8		1:56.079	44.611	38.881	32.587	182.4	15:36.627
9		1:57.059	45.080	39.314	32.665	180.6	17:33.686
10		2:01.679	45.708	40.964	35.007	165.8	19:35.365

Vta	D	Tiempo	Sector 1	Sector 2	Sector 3	V.Max	Elapsed
1		2:02.451	49.034	40.496	32.921	130.5	2:02.451
2		1:58.130	46.256	38.824	33.050	190.8	4:00.581
3		1:56.845	44.729	39.129	32.987	196.3	5:57.426
4		1:56.912	44.763	39.187	32.962	187.8	7:54.338
5		1:57.570	45.263	39.393	32.914	186.5	9:51.908
6		1:58.238	45.123	39.878	33.237	189.4	11:50.146
7		1:58.212	45.226	39.936	33.050	190.8	13:48.358
8		1:56.961	44.714	39.325	32.922	190.8	15:45.319
9		1:57.382	44.906	39.519	32.957	190.1	17:42.701
10		1:57.449	44.873	39.470	33.106	191.8	19:40.150

9 1 Santiago Castilla Salinero HYUNDAI GETZ 1.5 CRDi

2B 2 EFICAR TEAM

Vta	D	Tiempo	Sector 1	Sector 2	Sector 3	V.Max	Elapsed
1		2:15.172	58.419	42.580	34.173	87.2	2:15.172



Circuito del Jarama

División 1

2ª Carrera

Tiempos Por Vuelta



23 1 Jesus Escolar Álvarez HYUNDAI ACCENT 1.5 **29** 1 Carlos Plazio Gómez CITROEN SAXO 1.6
 2A 2 Antonio Vigara Tena A.D. CLEMENTE ARROYO 2A 2 C.D.E. DEYSCOM SPORT

Vta	D	Tiempo	Sector 1	Sector 2	Sector 3	V.Max	Elapsed	Vta	D	Tiempo	Sector 1	Sector 2	Sector 3	V.Max	Elapsed
1	1	2:08.117	50.879	42.632	34.606	112.0	2:08.117	1	1	2:02.305	48.755	40.131	33.419	110.5	2:02.305
2	1	2:04.188	47.504	41.699	34.985	176.1	4:12.305	2	1	1:57.842	45.515	39.262	33.065	189.4	4:00.147
3	1	2:04.657	47.840	41.901	34.916	179.4	6:16.962	3	1	1:58.291	45.951	39.387	32.953	185.2	5:58.438
4	1	2:04.005	47.253	41.940	34.812	174.7	8:20.967	4	1	1:57.280	45.137	39.219	32.924	187.1	7:55.718
5	1	2:05.075	47.851	41.519	35.705	174.4	10:26.042	5	1	1:58.006	45.482	39.579	32.945	188.1	9:53.724
6	1	2:04.700	48.015	41.752	34.933	174.1	12:30.742	6	1	1:57.855	45.430	39.426	32.999	184.9	11:51.579
7	1	2:04.725	47.851	42.022	34.852	176.1	14:35.467	7	1	1:57.703	45.389	39.452	32.862	187.8	13:49.282
8	1	2:04.678	47.702	41.989	34.987	175.0	16:40.145	8	1	1:57.392	45.313	39.069	33.010	185.8	15:46.674
9	1	2:04.949	47.899	42.002	35.048	176.1	18:45.094	9	1	1:57.279	45.128	39.170	32.981	187.1	17:43.953
10	1	2:04.852	47.970	42.047	34.835	174.4	20:49.946	10	1	1:57.994	45.061	39.390	33.543	186.8	19:41.947

24 1 Teo Antonio Pérez Palomo BMW E36 325i **31** 1 Oscar Plazio Gómez HONDA CIVIC 1.6
 EN 2 EFICAR TEAM 2B 2 C.D.E. DEYSCOM SPORT

Vta	D	Tiempo	Sector 1	Sector 2	Sector 3	V.Max	Elapsed	Vta	D	Tiempo	Sector 1	Sector 2	Sector 3	V.Max	Elapsed
1	1	2:14.403	56.846	43.148	34.409	112.1	2:14.403	1	1	2:04.484	49.817	40.591	34.076	113.3	2:04.484
2	1	2:04.732	47.392	42.384	34.956	171.9	4:19.135	2	1	2:00.894	46.540	40.801	33.553	182.7	4:05.378
3	1	2:05.653	47.868	42.787	34.998	176.7	6:24.788	3	1	2:00.541	46.031	41.052	33.458	181.2	6:05.919
4	1	2:03.455	46.599	42.119	34.737	180.6	8:28.243	4	1	1:59.338	45.831	40.109	33.398	176.1	8:05.257
5	1	2:04.623	47.398	42.623	34.602	182.7	10:32.866	5	1	2:00.290	45.992	40.406	33.892	182.1	10:05.547
6	1	2:03.811	47.214	42.003	34.594	180.6	12:36.677	6	1	1:59.311	45.928	40.331	33.052	178.8	12:04.858
7	1	2:03.128	46.842	41.582	34.704	176.4	14:39.805	7	1	1:59.587	46.130	40.103	33.354	170.8	14:04.445
8	1	2:02.362	46.676	41.324	34.362	177.9	16:42.167	8	1	1:59.274	45.771	40.201	33.302	176.4	16:03.719
9	1	2:03.460	46.946	41.732	34.782	177.0	18:45.627	9	1	1:59.085	45.670	40.076	33.339	172.8	18:02.804
10	1	2:05.298	47.895	42.247	35.156	165.8	20:50.925	10	1	2:00.489	46.978	40.088	33.423	174.4	20:03.293

26 1 José Manuel Casanova Belmonte HYUNDAI ACCENT 1.6 **45** 1 Jose Luis Crespillo Calderón FORD PUMA 1.6
 2A 2 RACE 1 2 Miguel Angel Ureña García CLUB AUTOMOVIL SIERO

Vta	D	Tiempo	Sector 1	Sector 2	Sector 3	V.Max	Elapsed	Vta	D	Tiempo	Sector 1	Sector 2	Sector 3	V.Max	Elapsed
1	1	2:06.950	50.499	41.237	35.214	110.0	2:06.950	1	1	2:13.357	55.041	43.196	35.120	119.6	2:13.357
2	1	2:04.215	47.905	41.577	34.733	175.6	4:11.165	2	1	2:07.354	48.044	44.006	35.304	168.2	4:20.711
3	1	2:06.538	48.626	42.162	35.750	169.5	6:17.703	3	1	2:05.565	47.667	42.591	35.307	174.1	6:26.276
4	1	2:04.304	47.494	41.948	34.862	169.8	8:22.007	4	1	2:05.710	47.486	42.573	35.651	177.9	8:31.986
5	1	2:04.571	47.572	41.512	35.487	169.2	10:26.578	5	1	2:06.633	48.396	42.700	35.537	160.0	10:38.619
6	1	2:04.391	47.739	42.017	34.635	171.7	12:30.969	6	1	2:06.520	48.137	42.915	35.468	175.0	12:45.139
7	1	2:04.692	47.873	41.594	35.225	170.6	14:35.661	7	1	2:06.811	47.755	43.389	35.667	175.6	14:51.950
8	1	2:02.996	46.729	41.428	34.839	173.9	16:38.657	8	1	2:06.609	47.858	43.304	35.447	171.7	16:58.559
9	1	2:02.942	47.026	41.475	34.441	173.0	18:41.599	9	1	2:05.769	47.569	43.159	35.041	171.9	19:04.328
10	1	2:05.452	47.411	42.491	35.550	163.3	20:47.051	10	1	2:08.331	50.336	42.506	35.489	129.4	21:12.659

28 1 Enrique Sánchez González BMW E36 325i **46** 1 Eugenio Moreno Vicente BMW E36 325i
 EN 2 VSR MOTORSPORT EN 2 CLUB JARAMA SPORT

Vta	D	Tiempo	Sector 1	Sector 2	Sector 3	V.Max	Elapsed	Vta	D	Tiempo	Sector 1	Sector 2	Sector 3	V.Max	Elapsed
1	1	2:08.049	53.413	40.858	33.778	131.5	2:08.049	1	1	2:18.621	56.676	45.028	36.917	116.5	2:18.621
2	1	2:00.013	46.406	39.928	33.679	171.4	4:08.062	2	1	2:10.743	49.753	44.113	36.877	168.2	4:29.364
3	1	1:59.588	45.885	40.462	33.241	180.6	6:07.650	3	1	2:13.851	50.042	46.573	37.236	175.0	6:43.215
4	1	2:02.109	47.132	41.012	33.965	164.1	8:09.759	4	1	2:11.510	50.571	44.426	36.513	170.0	8:54.725
5	1	1:59.949	45.934	40.351	33.664	181.8	10:09.708	5	1	2:10.432	49.893	44.013	36.526	173.6	11:05.157
6	1	2:00.287	46.516	40.386	33.385	174.1	12:09.995	6	1	2:15.540	49.810	46.663	39.067	170.0	13:20.697
7	1	2:00.152	46.197	40.314	33.641	173.6	14:10.147	7	1	2:10.972	50.470	43.711	36.791	167.1	15:31.669
8	1	2:00.800	45.918	40.988	33.894	177.9	16:10.947	8	1	2:11.303	50.202	43.969	37.132	168.7	17:42.972
9	1	2:00.488	46.354	40.365	33.769	172.8	18:11.435	9	1	2:11.962	51.207	44.320	36.435	153.4	19:54.934
10	1	2:00.522	46.435	40.277	33.810	173.0	20:11.957								





Circuito del Jarama

División 1

2ª Carrera

Tiempos Por Vuelta



47

1 Miguel A. Abuin Taelño

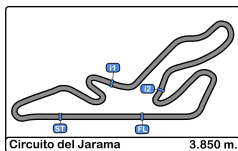
PEUGEOT 205 2.0

EN

2

C.D.E. ULTIMA VUELTA

Vta	D	Tiempo	Sector 1	Sector 2	Sector 3	V.Max	Elapsed
1		2:10.741	55.598	41.738	33.405	123.1	2:10.741
2		2:00.907	46.359	40.778	33.770	180.6	4:11.648
3		2:00.210	46.453	40.167	33.590	190.4	6:11.858
4		2:00.826	46.807	40.440	33.579	187.1	8:12.684
5		2:00.467	46.375	40.344	33.748	189.4	10:13.151
6		2:01.169	46.506	40.786	33.877	188.4	12:14.320
7		2:00.896	46.761	40.522	33.613	188.4	14:15.216
8		2:00.628	46.571	40.513	33.544	191.8	16:15.844
9		2:01.509	47.191	40.387	33.931	191.1	18:17.353
10		2:00.237	46.470	40.279	33.488	191.8	20:17.590



Circuito del Jarama

División 1

2ª Carrera

Análisis



Num	Tiempo Vta.	Dif. 1º
-----	-------------	---------

Vta 1

4	2:01.161	
8	2:01.424	00.263
13	2:01.930	00.769
29	2:02.305	01.144
20	2:02.451	01.290
3	2:03.490	02.329
14	2:03.978	02.817
31	2:04.484	03.323
18	2:04.863	03.702
26	2:06.950	05.789
28	2:08.049	06.888
23	2:08.117	06.956
47	2:10.741	09.580
45	2:13.357	12.196
24	2:14.403	13.242
9	2:15.172	14.011
46	2:18.621	17.460
7	2:36.376	35.215

Num	Tiempo Vta.	Dif. 1º
-----	-------------	---------

Vta 2

4	1:56.511	
8	1:56.764	00.516
29	1:57.842	02.475
20	1:58.130	02.909
13	2:01.757	06.015
3	2:00.426	06.244
18	1:59.435	06.626
14	2:01.163	07.469
31	2:00.894	07.706
28	2:00.013	10.390
26	2:04.215	13.493
47	2:00.907	13.976
23	2:04.188	14.633
24	2:04.732	21.463
45	2:07.354	23.039
46	2:10.743	31.692
7	2:11.461	50.165

Num	Tiempo Vta.	Dif. 1º
-----	-------------	---------

Vta 3

4	1:58.448	05.322
---	----------	--------

8	1:56.822	
---	----------	--

4	1:58.048	00.710
---	----------	--------

20	1:56.845	02.416
----	----------	--------

29	1:58.291	03.428
----	----------	--------

18	1:58.681	07.969
----	----------	--------

3	2:00.494	09.400
---	----------	--------

31	2:00.541	10.909
----	----------	--------

13	2:02.610	11.287
----	----------	--------

14	2:01.277	11.408
----	----------	--------

28	1:59.588	12.640
----	----------	--------

47	2:00.210	16.848
----	----------	--------

23	2:04.657	21.952
----	----------	--------

26	2:06.538	22.693
----	----------	--------

24	2:05.653	29.778
----	----------	--------

45	2:05.565	31.266
----	----------	--------

46	2:13.851	48.205
----	----------	--------

7	2:11.272	1:04.099
---	----------	----------

Num	Tiempo Vta.	Dif. 1º
-----	-------------	---------

Vta 4

8	1:56.798	
20	1:56.912	02.530
4	1:59.340	03.252
29	1:57.280	03.910
18	1:58.905	10.076
3	2:00.346	12.948
31	1:59.338	13.449
14	1:59.514	14.124
28	2:02.109	17.951
13	2:04.497	18.986
47	2:00.826	20.876
23	2:04.005	29.159
26	2:04.304	30.199
24	2:03.455	36.435
45	2:05.710	40.178
46	2:11.510	1:02.917
7	2:10.468	1:17.769

Num	Tiempo Vta.	Dif. 1º
-----	-------------	---------

Vta 5

8	1:56.378	
20	1:57.570	03.722
4	1:58.448	05.322

29	1:58.006	05.538
----	----------	--------

18	1:58.022	11.720
----	----------	--------

3	2:00.060	16.630
---	----------	--------

31	2:00.290	17.361
----	----------	--------

14	1:59.885	17.631
----	----------	--------

28	1:59.949	21.522
----	----------	--------

47	2:00.467	24.965
----	----------	--------

13	2:06.364	28.972
----	----------	--------

23	2:05.075	37.856
----	----------	--------

26	2:04.571	38.392
----	----------	--------

24	2:04.623	44.680
----	----------	--------

45	2:06.633	50.433
----	----------	--------

46	2:10.432	1:16.971
----	----------	----------

7	2:11.616	1:33.007
---	----------	----------

Num	Tiempo Vta.	Dif. 1º
-----	-------------	---------

Vta 6

8	1:55.973	
20	1:58.238	05.987
4	1:57.768	07.117
29	1:57.855	07.420
18	1:57.662	13.409
31	1:59.311	20.699
14	1:59.514	21.172
3	2:02.465	23.122
28	2:00.287	25.836
47	2:01.169	30.161
13	2:08.505	41.504
23	2:04.700	46.583
26	2:04.391	46.810
24	2:03.811	52.518
45	2:06.520	1:00.980
46	2:15.540	1:36.538

Num	Tiempo Vta.	Dif. 1º
-----	-------------	---------

Vta 7

8	1:56.389	
20	1:58.212	07.810
4	1:57.760	08.488
29	1:57.703	08.734
18	1:57.765	14.785
31	1:59.587	23.897
14	2:00.143	24.926

3	2:01.115	27.848
---	----------	--------

28	2:00.152	29.599
----	----------	--------

47	2:00.896	34.668
----	----------	--------

13	2:03.832	48.947
----	----------	--------

23	2:04.725	54.919
----	----------	--------

26	2:04.692	55.113
----	----------	--------

24	2:03.128	59.257
----	----------	--------

45	2:06.811	1:11.402
----	----------	----------

46	2:10.972	1:51.121
----	----------	----------

Num	Tiempo Vta.	Dif. 1º
-----	-------------	---------

Vta 8

8	1:56.079	
20	1:56.961	08.692
29	1:57.392	10.047
4	1:59.293	11.702
18	1:57.522	16.228
31	1:59.274	27.092
14	2:00.156	29.003
28	2:00.800	34.320
47	2:00.628	39.217
3	2:14.430	46.199
13	2:04.219	57.087
26	2:02.996	1:02.030
23	2:04.678	1:03.518
24	2:02.362	1:05.540
45	2:06.609	1:21.932

Num	Tiempo Vta.	Dif. 1º
-----	-------------	---------

Vta 9

8	1:57.059	
20	1:57.382	09.015
46	2:11.303	1 Lap
29	1:57.279	10.267
4	1:57.807	12.450
18	1:57.285	16.454
31	1:59.085	29.118
14	1:59.870	31.814
28	2:00.488	37.749
47	2:01.509	43.667
3	2:01.893	51.033
13	2:05.936	1:05.964
26	2:02.942	1:07.913

23	2:04.949	1:11.408
----	----------	----------

24	2:03.460	1:11.941
----	----------	----------

45	2:05.769	1:30.642
----	----------	----------

Num	Tiempo Vta.	Dif. 1º
-----	-------------	---------

Vta 10

8	2:01.679	
20	1:57.449	04.785
29	1:57.994	06.582
4	1:58.397	09.168
18	1:57.999	12.774
46	2:11.962	1 Lap
31	2:00.489	27.928
14	2:00.388	30.523
28	2:00.522	36.592
47	2:00.237	42.225
3	2:02.678	52.032
26	2:05.452	1:11.686
23	2:04.852	1:14.581
24	2:05.298	1:15.560
45	2:08.331	1:37.294



Circuito del Jarama

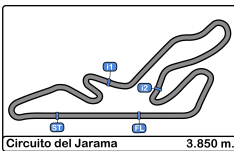
División 1

2ª Carrera

Mejores Sectores



Sector - 1				Sector - 2				Sector - 3				Vuelta Ideal vs Mejor Vuelta				
Clas	Nº	Piloto	Tiempo	Nº	Piloto	Tiempo	Nº	Piloto	Tiempo	Clas	Nº	Piloto	Vta. Ideal	Mejor V.	Clas	
1	8	Javier Moreno García	44.280	8	Javier Moreno García	38.696	8	Javier Moreno García	32.358	1	8	Javier Moreno García	1:55.334	1:55.973	1	
2	20	Juan Carlos Lopez Olm	44.714	20	Juan Carlos Lopez Olm	38.824	4	Luis Barroso Catalina	32.715	2	20	Juan Carlos Lopez Olm	1:56.452	1:56.845	3	
3	4	Luis Barroso Catalina	44.854	4	Luis Barroso Catalina	38.942	18	Francisco Torres Alcalá	32.721	3	4	Luis Barroso Catalina	1:56.511	1:56.511	2	
4	18	Francisco Torres Alcalá	44.905	29	Carlos Plazio Gómez	39.069	29	Carlos Plazio Gómez	32.862	4	29	Carlos Plazio Gómez	1:56.992	1:57.279	4	
5	29	Carlos Plazio Gómez	45.061	18	Francisco Torres Alcalá	39.659	20	Juan Carlos Lopez Olm	32.914	5	18	Francisco Torres Alcalá	1:57.285	1:57.285	5	
6	14	Christian García García	45.483	28	Enrique Sánchez	39.928	14	Christian García García	32.928	6	14	Christian García García	1:58.507	1:59.514	7	
7	31	Oscar Plazio Gómez	45.670	31	Oscar Plazio Gómez	40.076	31	Oscar Plazio Gómez	33.052	7	31	Oscar Plazio Gómez	1:58.798	1:59.085	6	
8	28	Enrique Sánchez	45.885	14	Christian García García	40.096	28	Enrique Sánchez	33.241	8	28	Enrique Sánchez	1:59.054	1:59.588	8	
9	3	José Martínez García	46.240	47	Miguel A. Abuin Taeño	40.167	47	Miguel A. Abuin Taeño	33.405	9	47	Miguel A. Abuin Taeño	1:59.931	2:00.210	10	
10	47	Miguel A. Abuin Taeño	46.359	3	José Martínez García	40.203	3	José Martínez García	33.543	10	3	José Martínez García	1:59.986	2:00.060	9	
11	24	Teo Antonio Pérez	46.599	13	Sergio García Sardina	40.807	13	Sergio García Sardina	33.923	11	13	Sergio García Sardina	2:01.480	2:01.757	11	
12	26	José Manuel Casanova	46.729	26	José Manuel Casanova	41.237	9	Santiago Castilla Salinero	34.173	12	24	Teo Antonio Pérez	2:02.285	2:02.362	12	
13	13	Sergio García Sardina	46.750	24	Teo Antonio Pérez	41.324	24	Teo Antonio Pérez	34.362	13	26	José Manuel Casanova	2:02.407	2:02.942	13	
14	23	Escolar Álvarez - Vigara Tena	47.253	23	Escolar Álvarez - Vigara Tena	41.519	26	José Manuel Casanova	34.441	14	23	Escolar Álvarez - Vigara Tena	2:03.378	2:04.005	14	
15	45	Crespillo Calderón - Ureña García	47.486	45	Crespillo Calderón - Ureña García	42.506	23	Escolar Álvarez - Vigara Tena	34.606	15	45	Crespillo Calderón - Ureña García	2:05.033	2:05.565	15	
16	46	Eugenio Moreno Vicent	49.753	9	Santiago Castilla Salinero	42.580	45	Crespillo Calderón - Ureña García	35.041	16	7	Jesus Hernández Jiménez	2:09.551	2:10.468	17	
17	7	Jesus Hernández Jiménez	49.887	7	Jesus Hernández Jiménez	43.680	7	Jesus Hernández Jiménez	35.984	17	46	Eugenio Moreno Vicent	2:09.899	2:10.432	16	
18	9	Santiago Castilla Salinero	58.419	46	Eugenio Moreno Vicent	43.711	46	Eugenio Moreno Vicent	36.435	18	9	Santiago Castilla Salinero	2:15.172	2:15.172	18	



Circuito del Jarama

División 1

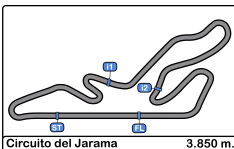
2ª Carrera

Secuencia Lider



<u>Nº</u>	<u>Concursante</u>	<u>Piloto 1</u>	<u>Piloto 2</u>	<u>Vehiculo</u>	<u>Cat</u>	<u>Vta. Inici</u>	<u>Vta. Fin</u>	<u>Vtas.</u>	<u>Total Vtas.</u>
4	LA RUINA RACING	Luis Barroso Catalina		HONDA CIVIC 1.6	2A	1	2	2	2
8	ESCUDERIA GREDOS	Javier Moreno García		PEUGEOT 205 1.6	2B	3	10	8	8





Circuito del Jarama

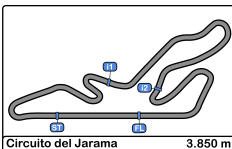
División 1

2ª Carrera

5 Mejores Tiempos



Cl	Nº	Concursante	Piloto 1	Piloto 2	Vehículo	Cat	Cl	Mejor 1		Mejor 2		Mejor 3		Mejor 4		Mejor 5	
								Tiempo	Vta.	Tiempo	Vta.	Tiempo	Vta.	Tiempo	Vta.	Tiempo	Vta.
1	8	ESCUADERIA GREDOS	Javier Moreno García		PEUGEOT 205 1.6	2B	1	1:55.973	6	1:56.079	8	1:56.378	5	1:56.389	7	1:56.764	2
2	4	LA RUINA RACING	Luis Barroso Catalina		HONDA CIVIC 1.6	2A	1	1:56.511	2	1:57.760	7	1:57.768	6	1:57.807	9	1:58.048	3
3	20	EFICAR TEAM	Juan Carlos Lopez Olmo		MERCEDES BENZ 190 2.3	EN	1	1:56.845	3	1:56.912	4	1:56.961	8	1:57.382	9	1:57.449	10
4	29	C.D.E. DEYSCOM SPORT	Carlos Plazio Gómez		CITROEN SAXO 1.6	2A	2	1:57.279	9	1:57.280	4	1:57.392	8	1:57.703	7	1:57.842	2
5	18	C.D.E. ULTIMA VUELTA	Francisco Torres Alcalá	Jr	HYUNDAI GETZ 1.5 CRDi	2A	3	1:57.285	9	1:57.522	8	1:57.662	6	1:57.765	7	1:57.999	10
6	31	C.D.E. DEYSCOM SPORT	Oscar Plazio Gómez		HONDA CIVIC 1.6	2B	2	1:59.085	9	1:59.274	8	1:59.311	6	1:59.338	4	1:59.587	7
7	14	RACE	Christian García García	Jr	HYUNDAI ACCENT 1.6	2B	3	1:59.514	4	1:59.514	6	1:59.870	9	1:59.885	5	2:00.143	7
8	28	VSR MOTORSPORT	Enrique Sánchez González	Rk	BMW E36 325i	EN	2	1:59.588	3	1:59.949	5	2:00.013	2	2:00.152	7	2:00.287	6
9	3	C.D.E. ULTIMA VUELTA	José Martínez García		MAZDA RX8 Spor Cup	2A	4	2:00.060	5	2:00.346	4	2:00.426	2	2:00.494	3	2:01.115	7
10	47	C.D.E. ULTIMA VUELTA	Miguel A. Abuín Taeño		PEUGEOT 205 2.0	EN	3	2:00.210	3	2:00.237	10	2:00.467	5	2:00.628	8	2:00.826	4
11	13	CLUB JARAMA SPORT	Sergio García Sardina		HYUNDAI GETZ 1.5 CRDi	2A	5	2:01.757	2	2:01.930	1	2:02.610	3	2:03.832	7	2:04.219	8
12	24	EFICAR TEAM	Teo Antonio Pérez Palomo		BMW E36 325i	EN	4	2:02.362	8	2:03.128	7	2:03.455	4	2:03.460	9	2:03.811	6
13	26	RACE	José Manuel Casanova Belmonte		HYUNDAI ACCENT 1.6	2A	6	2:02.942	9	2:02.996	8	2:04.215	2	2:04.304	4	2:04.391	6
14	23	A.D. CLEMENTE ARROYO	Jesus Escolar Álvarez	Antonio Vígara Tena	HYUNDAI ACCENT 1.5	2A	7	2:04.005	4	2:04.188	2	2:04.657	3	2:04.678	8	2:04.700	6
15	45	CLUB AUTOMOVIL SIERO	Jose Luis Crespillo Calderón	Miguel Angel Ureña García	FORD PUMA 1.6	1	1	2:05.565	3	2:05.710	4	2:05.769	9	2:06.520	6	2:06.609	8
16	46	CLUB JARAMA SPORT	Eugenio Moreno Vicente	Rk	BMW E36 325i	EN	5	2:10.432	5	2:10.743	2	2:10.972	7	2:11.303	8	2:11.510	4
17	7	CHEFO SPORT	Jesus Hernández Jiménez		CITROEN SAXO 1.6	2B	4	2:10.468	4	2:11.272	3	2:11.461	2	2:11.616	5	2:36.376	1
18	9	EFICAR TEAM	Santiago Castilla Salinero		HYUNDAI GETZ 1.5 CRDi	2B	5	2:15.172	1								



Circuito del Jarama

División 1

2ª Carrera

5 Mejores Velocidades



Cl	Nº	Concursante	Piloto 1	Piloto 2	Vehiculo	Cat	Cl	V. Max. 1		V. Max. 2		V. Max. 3		V. Max. 4		V. Max. 5		Avg
								Km/h	Vta.	Km/h	Vta.	Km/h	Vta.	Km/h	Vta.	Km/h	Vta.	
1	20	EFICAR TEAM	Juan Carlos Lopez Olmo		MERCEDES BENZ 190 2.3	EN	1	196.3	3	191.8	10	190.8	2	190.8	7	190.8	8	192.1
2	47	C.D.E. ULTIMA VUELTA	Miguel A. Abuin Taëño		PEUGEOT 205 2.0	EN	2	191.8	8	191.8	10	191.1	9	190.4	3	189.4	5	190.9
3	29	C.D.E. DEYSCOM SPORT	Carlos Plazio Gómez		CITROEN SAXO 1.6	2A	1	189.4	2	188.1	5	187.8	7	187.1	4	187.1	9	187.9
4	18	C.D.E. ULTIMA VUELTA	Francisco Torres Alcalá	Jr	HYUNDAI GETZ 1.5 CRDi	2A	2	188.8	2	188.8	3	185.2	9	185.2	10	184.6	8	186.5
5	4	LA RUINA RACING	Luis Barroso Catalina		HONDA CIVIC 1.6	2A	3	186.8	7	185.8	3	183.0	2	181.5	10	180.6	9	183.5
6	3	C.D.E. ULTIMA VUELTA	José Martínez García		MAZDA RX8 Spor Cup	2A	4	185.5	3	185.5	5	185.5	8	185.2	2	184.3	4	185.2
7	8	ESCUADERIA GREDOS	Javier Moreno García		PEUGEOT 205 1.6	2B	1	185.2	3	182.4	8	181.5	7	181.2	5	181.2	6	182.3
8	13	CLUB JARAMA SPORT	Sergio García Sardina		HYUNDAI GETZ 1.5 CRDi	2A	5	185.2	2	176.1	3	176.1	4	170.0	9	169.2	5	175.3
9	14	RACE	Christian García García	Jr	HYUNDAI ACCENT 1.6	2B	2	185.2	5	181.8	2	179.4	9	179.1	10	175.3	8	180.1
10	24	EFICAR TEAM	Teo Antonio Pérez Palomo		BMW E36 325i	EN	3	182.7	5	180.6	4	180.6	6	177.9	8	177.0	9	179.7
11	31	C.D.E. DEYSCOM SPORT	Oscar Plazio Gómez		HONDA CIVIC 1.6	2B	3	182.7	2	182.1	5	181.2	3	178.8	6	176.4	8	180.2
12	28	VSR MOTORSPORT	Enrique Sánchez González	Rk	BMW E36 325i	EN	4	181.8	5	180.6	3	177.9	8	174.1	6	173.6	7	177.6
13	23	A.D. CLEMENTE ARROYO	Jesus Escolar Álvarez	Antonio Vígara Tena	HYUNDAI ACCENT 1.5	2A	6	179.4	3	176.1	2	176.1	7	176.1	9	175.0	8	176.5
14	45	CLUB AUTOMOVIL SIERO	Jose Luis Crespillo Calderón	Miguel Angel Ureña García	FORD PUMA 1.6	1	1	177.9	4	175.6	7	175.0	6	174.1	3	171.9	9	174.9
15	26	RACE	José Manuel Casanova Belmonte		HYUNDAI ACCENT 1.6	2A	7	175.6	2	173.9	8	173.0	9	171.7	6	170.6	7	172.9
16	46	CLUB JARAMA SPORT	Eugenio Moreno Vicente	Rk	BMW E36 325i	EN	5	175.0	3	173.6	5	170.0	4	170.0	6	168.7	8	171.5
17	7	CHEFO SPORT	Jesus Hernández Jiménez		CITROEN SAXO 1.6	2B	4	168.7	3	167.4	6	159.7	4	159.5	5	154.0	2	161.9
18	9	EFICAR TEAM	Santiago Castilla Salinero		HYUNDAI GETZ 1.5 CRDi	2B	5	132.3	2	87.2	1							109.7



Circuito del Jarama

División 1

2ª Carrera

Secuencia Vueltas Rápidas



<u>Vta.</u>	<u>Hora Día</u>	<u>Tiempo Sesión</u>	<u>Nº</u>	<u>Concursante</u>	<u>Piloto 1</u>	<u>Piloto 2</u>	<u>Vehículo</u>	<u>Cat</u>	<u>Tiempo</u>	<u>Km/h</u>
2	17:31:02.286	1:03:57.286	4	LA RUINA RACING	Luis Barroso Catalina		HONDA CIVIC 1.6	2A	1:56.511	118.9
5	17:36:52.800	1:09:47.800	8	ESCUDERIA GREDOS	Javier Moreno García		PEUGEOT 205 1.6	2B	1:56.378	119.0
6	17:38:48.773	1:11:43.773	8	ESCUDERIA GREDOS	Javier Moreno García		PEUGEOT 205 1.6	2B	1:55.973	119.5





Circuito del Jarama

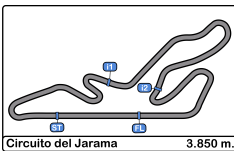
División 1

2ª Carrera

Mejor Maxima Velocidad del Evento



Nº	Concursante	Piloto 1	Piloto 2	Vehiculo	Cat	Km/h	Sesión
47	C.D.E. ULTIMA VUELTA	Miguel A. Abuin Taña		PEUGEOT 205 2.0	EN	197.0	1ª Carrera
20	EFICAR TEAM	Juan Carlos Lopez Olmo		MERCEDES BENZ 190 2.3	EN	196.3	2ª Carrera
29	C.D.E. DEYSCOM SPORT	Carlos Plazio Gómez		CITROEN SAXO 1.6	2A	189.4	2ª Carrera
8	ESCUADERIA GREDOS	Javier Moreno García		PEUGEOT 205 1.6	2B	188.8	Entrenamiento cronometrado
28	VSR MOTORSPORT	Enrique Sánchez González	Rk	BMW E36 325i	EN	188.8	1ª Carrera
3	C.D.E. ULTIMA VUELTA	José Martínez García		MAZDA RX8 Spor Cup	2A	188.8	1ª Carrera
18	C.D.E. ULTIMA VUELTA	Francisco Torres Alcalá	Jr	HYUNDAI GETZ 1.5 CRDi	2A	188.8	2ª Carrera
24	EFICAR TEAM	Teo Antonio Pérez Palomo		BMW E36 325i	EN	187.8	Entrenamiento cronometrado
4	LA RUINA RACING	Luis Barroso Catalina		HONDA CIVIC 1.6	2A	186.8	2ª Carrera
13	CLUB JARAMA SPORT	Sergio García Sardina		HYUNDAI GETZ 1.5 CRDi	2A	185.2	2ª Carrera
14	RACE	Christian García García	Jr	HYUNDAI ACCENT 1.6	2B	185.2	2ª Carrera
31	C.D.E. DEYSCOM SPORT	Oscar Plazio Gómez		HONDA CIVIC 1.6	2B	182.7	2ª Carrera
45	CLUB AUTOMOVIL SIERO	Jose Luis Crespillo Calderón	Miguel Angel Ureña García	FORD PUMA 1.6	1	180.9	Entrenamiento cronometrado
9	EFICAR TEAM	Santiago Castilla Salinero		HYUNDAI GETZ 1.5 CRDi	2B	180.6	Entrenamiento cronometrado
23	A.D. CLEMENTE ARROYO	Jesus Escolar Álvarez	Antonio Vígara Tena	HYUNDAI ACCENT 1.5	2A	179.4	2ª Carrera
26	RACE	José Manuel Casanova		HYUNDAI ACCENT 1.6	2A	175.8	Entrenamiento cronometrado
46	CLUB JARAMA SPORT	Eugenio Moreno Vicente	Rk	BMW E36 325i	EN	175.0	2ª Carrera
7	CHEFO SPORT	Jesus Hernández Jiménez		CITROEN SAXO 1.6	2B	168.7	2ª Carrera
25	AUTOMOVIL CLUB MADRID	Félix Tapia Del Rey	Rk	PEUGEOT 206 2.0	EN	161.4	Entrenamiento cronometrado
11	PARADINAS MOTORSPORT	Agustín Gómez Serrano		HYUNDAI GETZ 1.6	2A	144.5	Entrenamiento cronometrado



Circuito del Jarama

División 1

2ª Carrera

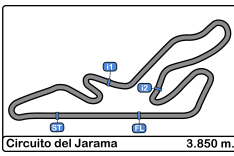
Cuentavueltas



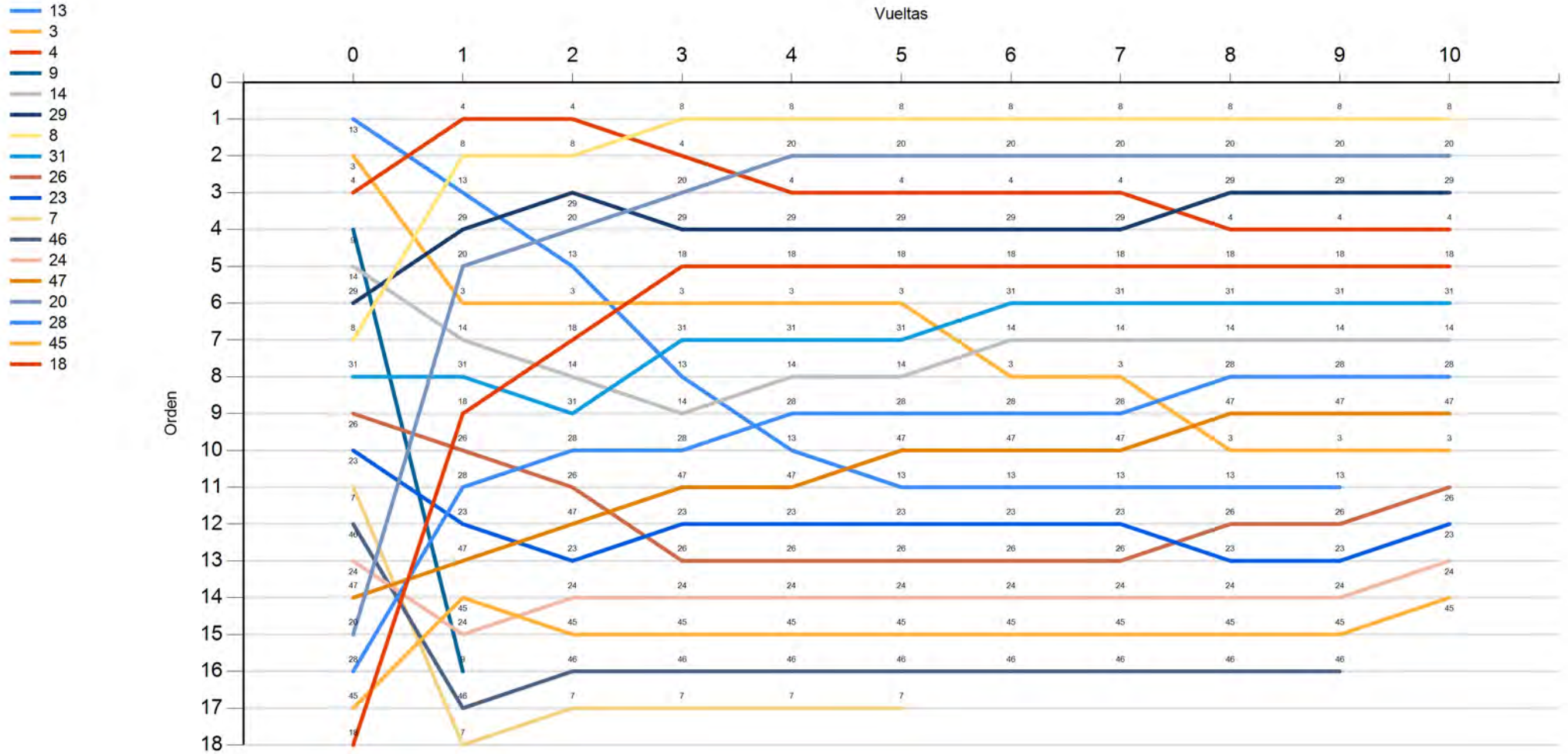
Vta.

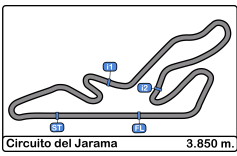
Nr	Po	Grid	1	2	3	4	5	6	7	8	9	10
13	1	13	4	4	8	8	8	8	8	8	8	8
3	2	3	8	8	4	20	20	20	20	20	20	20
4	3	4	13	29	20	4	4	4	4	29	29	29
9	4	9	29	20	29	29	29	29	29	4	4	4
14	5	14	20	13	18	18	18	18	18	18	18	18
29	6	29	3	3	3	3	3	31	31	31	31	31
8	7	8	14	18	31	31	31	14	14	14	14	14
31	8	31	31	14	13	14	14	3	3	28	28	28
26	9	26	18	31	14	28	28	28	28	47	47	47
23	10	23	26	28	28	13	47	47	47	3	3	3
7	11	7	28	26	47	47	13	13	13	13	13	26
46	12	46	23	47	23	23	23	23	23	26	26	23
24	13	24	47	23	26	26	26	26	26	23	23	24
47	14	47	45	24	24	24	24	24	24	24	24	45
20	15	20	24	45	45	45	45	45	45	45	45	
28	16	28	9	46	46	46	46	46	46	46	46	
45	17	45	46	7	7	7	7					
18	18	18	7									





Circuito del Jarama
 División 1
 2ª Carrera
 Cuentavueltas Gráfico





Circuito del Jarama

División 1

2ª Carrera

Tiempos Parada en Pit



Nr.	Hora Día En.	Concursante	Nac	Piloto 1	Nac	Piloto 2	Nac	Vehiculo	Cat	Tiempo Entra.	Stop N°	Tiempo Box	Handicap	Penalty
-----	--------------	-------------	-----	----------	-----	----------	-----	----------	-----	---------------	---------	------------	----------	---------

