

Circuito del Jarama
Formula FORD Portugal
Free practice 1

Provisional Results

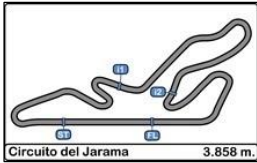
02/06/2018

Ord.	Nº	Driver	Nat.	Entrant	Vehicle	Class	Cla.	Laps	Best	Time	Gap	Interval	Km/h
1	26	João Silva	PT	João Silva	Van Dimen 04	Zetec	1º	8	3	2'26.411			94.862
2	95	Diogo Sousa	PT	Diogo Sousa	Mygale SJ01	Zetec	2º	9	8	2'27.412	1"001	1"001	94.218
3	73	André Castro Pinheiro	PT	André Castro Pinheiro	Swift SC96Z	Zetec	3º	3	2	2'33.487	7"076	6"075	90.488
4	65	José Miguel Pinto	PT	José Miguel Pinto	Swift SC90	Kent P90	1º	7	5	2'40.975	14"564	7"488	86.279
5	8	Paulo Vieira	PT	Paulo Vieira	Van Diemen RF98	VJ16	1º	8	7	2'42.417	16"006	1"442	85.513
6	3	Rui Silva	PT	Rui Silva	Mygale SJ04	Zetec	4º	4	2	2'44.335	17"924	1"918	84.515
7	12	Vasco Ferreira	PT	Vasco Ferreira	Van Dimen 2000	Zetec	5º	4	2	2'55.106	28"695	10"771	79.317

Published at:.....

Track Status **Wet**

Stewards:	Race Director:	Timekeeper:
-----------	----------------	-----------------



Circuito del Jarama
Formula FORD Portugal
Free practice 1

Lap Analysis

02/06/2018

Number	3			8			12			26			65		
	Lap Time	Partial	Speed	Lap Time	Partial	Speed	Lap Time	Partial	Speed	Lap Time	Partial	Speed	Lap Time	Partial	Speed
1ª - 1	1'01.683	1'01.683	125.001	1'19.460	1'19.460	135.000	1'14.941	1'14.941	140.260	0'56.608	0'56.608	137.056	1'08.766	1'08.766	103.647
1ª - 2	1'58.535	0'56.852		2'18.563	0'59.103		2'10.829	0'55.888		1'47.819	0'51.211		2'20.089	1'11.323	
1ª - 3	2'44.335	0'45.800		3'03.676	0'45.113		2'55.106	0'44.277		2'28.300	0'40.481		3'07.381	0'47.292	
2ª - 1	1'01.963	1'01.963	118.033	1'02.960	1'02.960	123.007	0'59.349	0'59.349	124.568	0'53.907	0'53.907	162.896	1'05.206	1'05.206	110.543
2ª - 2	2'00.329	0'58.366		2'00.936	0'57.976		2'00.367	1'01.018		1'45.611	0'51.704		2'02.677	0'57.471	
2ª - 3	2'46.804	0'46.475		2'47.206	0'46.270		2'55.980	0'55.613		2'26.411	0'40.800		2'46.852	0'44.175	
3ª - 1	1'03.505	1'03.505	109.534	1'06.075	1'06.075	126.761	1'03.593	1'03.593	114.407	1'11.326	1'11.326	160.476	1'02.991	1'02.991	118.682
3ª - 2	2'03.170	0'59.665		2'04.615	0'58.540		2'01.717	0'58.124		2'02.981	0'51.655		1'59.420	0'56.429	
3ª - 3	3'16.071	1'12.901	PIT	2'50.283	0'45.668		3'02.185	1'00.468	PIT	2'45.358	0'42.377		2'42.667	0'43.247	
4ª - 1				1'03.478	1'03.478	127.811				0'56.450	0'56.450	144.193	1'02.565	1'02.565	117.776
4ª - 2				2'01.634	0'58.156					1'47.794	0'51.344		1'56.372	0'53.807	
4ª - 3				2'47.106	0'45.472					2'44.722	0'56.928	PIT	2'40.975	0'44.603	
5ª - 1				1'01.110	1'01.110	128.419				2'21.781	2'21.781		1'05.810	1'05.810	126.761
5ª - 2				1'58.674	0'57.564					3'14.728	0'52.947		2'05.827	1'00.017	
5ª - 3				2'43.133	0'44.459					3'57.350	0'42.622		2'51.409	0'45.582	
6ª - 1				1'00.225	1'00.225	137.405				0'59.776	0'59.776	128.879	1'12.431	1'12.431	
6ª - 2				1'56.916	0'56.691					1'51.890	0'52.114		2'15.358	1'02.927	
6ª - 3				2'42.417	0'45.501					2'34.010	0'42.120		3'18.585	1'03.227	PIT
7ª - 1				1'04.499	1'04.499	113.685				0'56.257	0'56.257	156.522			
7ª - 2				2'03.581	0'59.082					1'48.911	0'52.654				
7ª - 3				3'04.548	1'00.967	PIT				2'41.777	0'52.866	PIT			
8ª - 1															
8ª - 2															
8ª - 3															

Ideal Lap	
1'01.683	1'01.683
1'58.535	0'56.852
2'44.335	0'45.800

Ideal Lap	
1'00.225	1'00.225
1'56.916	0'56.691
2'41.375	0'44.459

Ideal Lap	
0'59.349	0'59.349
1'55.237	0'55.888
2'37.914	0'42.677

Ideal Lap	
0'53.907	0'53.907
1'45.118	0'51.211
2'25.599	0'40.481

Ideal Lap	
1'02.565	1'02.565
1'56.372	0'53.807
2'39.619	0'43.247

Ideal Best Lap	
0'53.907	0'53.907
1'43.581	0'49.674
2'23.467	0'39.886



Circuito del Jarama
Formula FORD Portugal
Free practice 1

Lap Analysis

02/06/2018

Number	72			73			95		
	Lap Time	Partial	Speed	Lap Time	Partial	Speed	Lap Time	Partial	Speed
1ª - 1			173.355	0'56.641	0'56.641		0'59.327	0'59.327	146.939
1ª - 2				1'51.040	0'54.399		1'51.553	0'52.226	
1ª - 3				2'33.487	0'42.447		2'31.829	0'40.276	
2ª - 1				0'56.532	0'56.532		0'55.266	0'55.266	155.173
2ª - 2				2'00.395	1'03.863		1'47.985	0'52.719	
2ª - 3				2'44.199	0'43.804		2'28.002	0'40.017	
3ª - 1							0'56.377	0'56.377	157.895
3ª - 2							1'47.370	0'50.993	
3ª - 3							2'27.710	0'40.340	
4ª - 1							0'56.322	0'56.322	140.078
4ª - 2							1'47.087	0'50.765	
4ª - 3							2'28.082	0'40.995	
5ª - 1							0'58.401	0'58.401	129.033
5ª - 2							1'50.361	0'51.960	
5ª - 3							2'31.590	0'41.229	
6ª - 1							0'56.811	0'56.811	150.000
6ª - 2							1'47.580	0'50.769	
6ª - 3							2'28.749	0'41.169	
7ª - 1							0'56.297	0'56.297	144.193
7ª - 2							1'46.634	0'50.337	
7ª - 3							2'27.412	0'40.778	
8ª - 1							0'56.169	0'56.169	145.357
8ª - 2							1'46.255	0'50.086	
8ª - 3							2'39.928	0'53.673	PIT

Ideal Lap	
	0'49.674
	0'39.886

Ideal Lap	
0'56.532	0'56.532
1'50.931	0'54.399
2'33.378	0'42.447

Ideal Lap	
0'55.266	0'55.266
1'45.352	0'50.086
2'25.369	0'40.017

Ideal Best Lap	
0'53.907	0'53.907
1'43.581	0'49.674
2'23.467	0'39.886

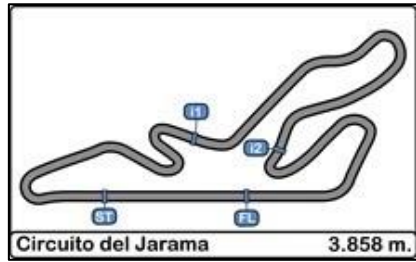



Circuito del Jarama
Formula FORD Portugal
Free practice 1

Best Sectors Results

02/06/2018

Sector - 1			Sector - 2			Sector - 3			Ideal Lap vs Best Lap			
Ord.	Nº Driver	Time	Nº Driver	Time	Nº Driver	Time	Ord.	Nº Driver	Ideal Lap	Best Lap	Ord.	
1	26 João Silva	53.907	72 Hugo Hernandez	49.674	72 Hugo Hernandez	39.886	1	95 Diogo Sousa	2'25.369	2'27.412	2	
2	95 Diogo Sousa	55.266	95 Diogo Sousa	50.086	95 Diogo Sousa	40.017	2	26 João Silva	2'25.599	2'26.411	1	
3	73 André Castro Pinheiro	56.532	26 João Silva	51.211	26 João Silva	40.481	3	73 André Castro Pinheiro	2'33.378	2'33.487	3	
4	12 Vasco Ferreira	59.349	65 José Miguel Pinto	53.807	73 André Castro Pinheiro	42.447	4	12 Vasco Ferreira	2'37.914	2'55.106	7	
5	8 Paulo Vieira	1'00.225	73 André Castro Pinheiro	54.399	12 Vasco Ferreira	42.677	5	65 José Miguel Pinto	2'39.619	2'40.975	4	
6	3 Rui Silva	1'01.683	12 Vasco Ferreira	55.888	65 José Miguel Pinto	43.247	6	8 Paulo Vieira	2'41.375	2'42.417	5	
7	65 José Miguel Pinto	1'02.565	8 Paulo Vieira	56.691	8 Paulo Vieira	44.459	7	3 Rui Silva	2'44.335	2'44.335	6	
8	72 Hugo Hernandez	Transponder	3 Rui Silva	56.852	3 Rui Silva	45.800	8	72 Hugo Hernandez	Transponder			

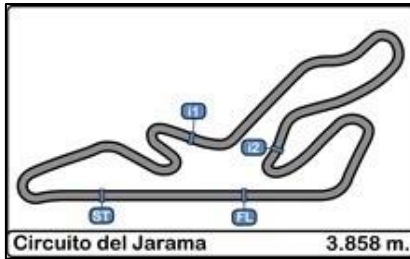


Circuito del Jarama
Formula FORD Portugal
Free practice 1

Best Top Speeds

02/06/2018

Ord.	Nº	Driver	Nat.	Entrant	Vehicle	Class	Cla.	Top 1		Top 2		Top 3		Top 4		Top 5		Avg.
								Km/h	Lap	Km/h	Lap	Km/h	Lap	Km/h	Lap	Km/h	Lap	
1	72	Hugo Hernandez	ES	Hugo Hernandez	D&D F01	TUGA	1º	173.355	2	96.171	1							134.763
2	26	João Silva	PT	João Silva	Van Dimen 04	Zetec	1º	162.896	3	160.475	4	156.522	8	144.192	5	137.056	2	152.228
3	95	Diogo Sousa	PT	Diogo Sousa	Mygale SJ01	Zetec	2º	157.895	4	155.172	3	150.000	7	146.939	2	145.357	9	151.073
4	12	Vasco Ferreira	PT	Vasco Ferreira	Van Dimen 2000	Zetec	3º	140.260	2	124.567	3	114.407	4	61.927	1			110.290
5	8	Paulo Vieira	PT	Paulo Vieira	Van Diemen RF98	VJ16	1º	137.405	7	135.000	2	128.419	6	127.811	5	126.761	4	131.079
6	65	José Miguel Pinto	PT	José Miguel Pinto	Swift SC90	Kent P90	1º	126.761	6	118.681	4	117.775	5	110.542	3	103.647	2	115.481
7	3	Rui Silva	PT	Rui Silva	Mygale SJ04	Zetec	4º	125.000	2	118.033	3	109.533	4	53.731	1			101.574

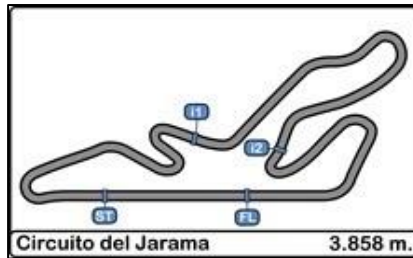


Circuito del Jarama
Formula FORD Portugal
Free practice 1

Fastest Lap Sequence

02/06/2018

<u>Time of Day</u>	<u>Session Time</u>	<u>Nº</u>	<u>Driver</u>	<u>Nat.</u>	<u>Entrant</u>	<u>Vehicle</u>	<u>Class</u>	<u>Time</u>	<u>Km/h</u>	<u>Lap</u>
9:05'46.288	5'34.736	12	Vasco Ferreira	PT	Vasco Ferreira	Van Dimen 2000	Zetec	2'55.106	79.317	2
9:05'57.505	5'46.246	95	Diogo Sousa	PT	Diogo Sousa	Mygale SJ01	Zetec	2'31.829	91.477	2
9:06'48.439	6'36.933	26	João Silva	PT	João Silva	Van Dimen 04	Zetec	2'28.300	93.653	2
9:08'25.551	8'14.248	95	Diogo Sousa	PT	Diogo Sousa	Mygale SJ01	Zetec	2'28.002	93.842	3
9:09'14.596	9'03.344	26	João Silva	PT	João Silva	Van Dimen 04	Zetec	2'26.411	94.862	3



Circuito del Jarama
Formula FORD Portugal
Free practice 2

Provisional Results

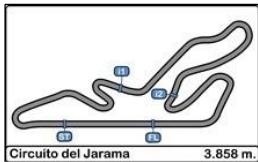
02/06/2018

Ord.	Nº	Driver	Nat.	Entrant	Vehicle	Class	Cl.	Laps	Best	Time	Gap	Interval	Km/h
1	95	Diogo Sousa	PT	Diogo Sousa	Mygale SJ01	Zetec	1º	7	6	1'49.478			126.864
2	30	António Almeida	PT	António Almeida	Van Diemen RF03	Zetec	2º	6	5	1'51.959	2"481	2"481	124.053
3	12	Vasco Ferreira	PT	Vasco Ferreira	Van Dimen 2000	Zetec	3º	5	4	1'52.701	3"223	0"742	123.236
4	8	Paulo Vieira	PT	Paulo Vieira	Van Diemen RF98	VJ16	1º	5	4	1'53.173	3"695	0"472	122.722
5	26	João Silva	PT	João Silva	Van Dimen 04	Zetec	4º	6	5	1'57.717	8"239	4"544	117.985
6	3	Rui Silva	PT	Rui Silva	Mygale SJ04	Zetec	5º	6	4	2'00.237	10"759	2"520	115.512
7	65	José Miguel Pinto	PT	José Miguel Pinto	Swift SC90	Kent P90	1º	4	3	2'05.437	15"959	5"200	110.723
8	32	João Ralha	PT	João Ralha	ELDEN PRH 08 160C	Kent 70	1º	6	4	2'10.266	20"788	4"829	106.619
9	5	João Matos	PT	João Matos	Hawke DL11	Kent 70	2º	3	2	2'18.560	29"082	8"294	100.237

Published at:.....

Track Status **Wet**

Stewards:	Race Director:	Timekeeper:
-----------	----------------	-----------------



Circuito del Jarama
Formula FORD Portugal
Free practice 2

Lap Analysis

02/06/2018

Number	3			5			8			12			26		
	Lap Time	Partial	Speed	Lap Time	Partial	Speed	Lap Time	Partial	Speed	Lap Time	Partial	Speed	Lap Time	Partial	Speed
1ª - 1	0'49.361	0'49.361	148.556	0'48.238	0'48.238	160.000	0'45.026	0'45.026	182.742	0'44.055	0'44.055	186.207	0'45.730	0'45.730	185.568
1ª - 2	1'36.035	0'46.674		1'34.182	0'45.944		1'26.338	0'41.312		1'24.896	0'40.841		1'29.926	0'44.196	
1ª - 3	2'14.011	0'37.976		2'18.560	0'44.378	PIT	1'59.366	0'33.028		1'56.888	0'31.992		2'05.512	0'35.586	
2ª - 1	0'47.652	0'47.652	160.476	5'42.081	5'42.081	109.980	0'46.707	0'46.707	167.183	0'42.980	0'42.980	200.372	0'56.181	0'56.181	203.390
2ª - 2	1'31.467	0'43.815		7'03.316	1'21.235		1'27.691	0'40.984		1'23.173	0'40.193		1'37.896	0'41.715	
2ª - 3	2'05.825	0'34.358		7'48.537	0'45.221	PIT	2'01.326	0'33.635		1'54.724	0'31.551		2'11.990	0'34.094	
3ª - 1	0'45.624	0'45.624	159.528				0'42.455	0'42.455	202.627	0'42.188	0'42.188	209.709	0'43.890	0'43.890	203.390
3ª - 2	1'27.001	0'41.377					1'21.622	0'39.167		1'21.462	0'39.274		1'25.067	0'41.177	
3ª - 3	2'00.237	0'33.236					1'53.173	0'31.551		1'52.701	0'31.239		1'57.862	0'32.795	
4ª - 1	0'44.998	0'44.998	191.151				0'42.612	0'42.612	212.599	0'41.618	0'41.618	210.527	0'43.354	0'43.354	207.693
4ª - 2	1'26.079	0'41.081					1'23.074	0'40.462		1'22.743	0'41.125		1'24.656	0'41.302	
4ª - 3	2'01.127	0'35.048					1'54.819	0'31.745		2'08.264	0'45.521	PIT	1'57.717	0'33.061	
5ª - 1	0'43.992	0'43.992	196.364				0'46.007	0'46.007	200.372				0'42.913	0'42.913	208.898
5ª - 2	1'29.589	0'45.597					2'03.540	1'17.533					1'25.988	0'43.075	
5ª - 3	2'23.189	0'53.600	PIT										2'13.560	0'47.572	PIT
6ª - 1															
6ª - 2															
6ª - 3															

Ideal Lap	
0'43.992	0'43.992
1'25.073	0'41.081
1'58.309	0'33.236

Ideal Lap	
0'48.238	0'48.238
1'34.182	0'45.944
2'10.796	0'36.614

Ideal Lap	
0'42.455	0'42.455
1'21.622	0'39.167
1'53.173	0'31.551

Ideal Lap	
0'41.618	0'41.618
1'20.892	0'39.274
1'52.131	0'31.239

Ideal Lap	
0'42.913	0'42.913
1'24.090	0'41.177
1'56.885	0'32.795

Ideal Best Lap	
0'40.719	0'40.719
1'18.311	0'37.592
1'48.639	0'30.328



Circuito del Jarama
Formula FORD Portugal
Free practice 2

Lap Analysis

02/06/2018

Number	30			32			65			95		
	Lap Time	Partial	Speed	Lap Time	Partial	Speed	Lap Time	Partial	Speed	Lap Time	Partial	Speed
1ª - 1	0'44.524	0'44.524	171.975	0'57.779	0'57.779	117.392	0'48.474	0'48.474	163.885	0'44.082	0'44.082	169.015
1ª - 2	1'25.259	0'40.735		1'49.040	0'51.261		1'33.278	0'44.804		1'24.657	0'40.575	
1ª - 3	1'57.542	0'32.283		2'27.295	0'38.255		2'08.273	0'34.995		1'56.340	0'31.683	
2ª - 1	0'43.393	0'43.393	200.001	0'51.620	0'51.620	148.352	0'46.644	0'46.644	181.513	0'42.426	0'42.426	204.546
2ª - 2	1'23.401	0'40.008		1'37.966	0'46.346		1'31.280	0'44.636		1'21.177	0'38.751	
2ª - 3	1'55.061	0'31.660		2'14.790	0'36.824		2'05.437	0'34.157		1'52.147	0'30.970	
3ª - 1	0'42.347	0'42.347	206.897	0'48.130	0'48.130	148.556	0'46.194	0'46.194	174.475	0'42.087	0'42.087	189.807
3ª - 2	1'21.775	0'39.428		1'33.384	0'45.254		1'31.637	0'45.443		1'20.344	0'38.257	
3ª - 3	1'53.357	0'31.582		2'10.266	0'36.882		2'06.395	0'34.758		1'51.104	0'30.760	
4ª - 1	0'41.516	0'41.516	210.117	0'48.907	0'48.907	161.677	0'49.937	0'49.937	189.807	0'41.199	0'41.199	210.117
4ª - 2	1'20.612	0'39.096		1'33.762	0'44.855		1'47.994	0'58.057		1'19.318	0'38.119	
4ª - 3	1'51.959	0'31.347		2'15.548	0'41.786					1'49.646	0'30.328	
5ª - 1	0'41.299	0'41.299	208.898	0'52.475	0'52.475	123.854				0'40.867	0'40.867	213.862
5ª - 2	1'20.101	0'38.802		1'39.249	0'46.774					1'18.459	0'37.592	
5ª - 3	2'02.181	0'42.080	PIT	2'31.982	0'52.733	PIT				1'49.478	0'31.019	
6ª - 1										0'40.719	0'40.719	215.140
6ª - 2										1'25.066	0'44.347	
6ª - 3										2'10.007	0'44.941	PIT

Ideal Lap	
0'41.299	0'41.299
1'20.101	0'38.802
1'51.448	0'31.347

Ideal Lap	
0'48.130	0'48.130
1'32.985	0'44.855
2'09.809	0'36.824

Ideal Lap	
0'46.194	0'46.194
1'30.830	0'44.636
2'04.987	0'34.157

Ideal Lap	
0'40.719	0'40.719
1'18.311	0'37.592
1'48.639	0'30.328

Ideal Best Lap	
0'40.719	0'40.719
1'18.311	0'37.592
1'48.639	0'30.328

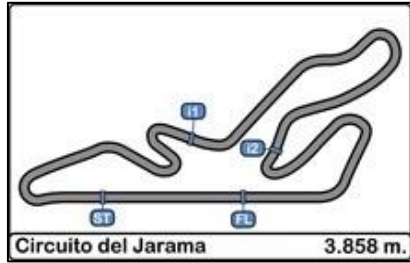


Circuito del Jarama
Formula FORD Portugal
Free practice 2

Best Sectors Results

02/06/2018

Sector - 1		Sector - 2		Sector - 3		Ideal Lap vs Best Lap					
Ord.	Nº Driver	Time	Nº Driver	Time	Nº Driver	Time	Ord.	Nº Driver	Ideal Lap	Best Lap	Ord.
1	95 Diogo Sousa	40.719	95 Diogo Sousa	37.592	95 Diogo Sousa	30.328	1	95 Diogo Sousa	1'48.639	1'49.478	1
2	30 António Almeida	41.299	30 António Almeida	38.802	12 Vasco Ferreira	31.239	2	30 António Almeida	1'51.448	1'51.959	2
3	12 Vasco Ferreira	41.618	8 Paulo Vieira	39.167	30 António Almeida	31.347	3	12 Vasco Ferreira	1'52.131	1'52.701	3
4	8 Paulo Vieira	42.455	12 Vasco Ferreira	39.274	8 Paulo Vieira	31.551	4	8 Paulo Vieira	1'53.173	1'53.173	4
5	26 João Silva	42.913	3 Rui Silva	41.081	26 João Silva	32.795	5	26 João Silva	1'56.885	1'57.717	5
6	3 Rui Silva	43.992	26 João Silva	41.177	3 Rui Silva	33.236	6	3 Rui Silva	1'58.309	2'00.237	6
7	65 José Miguel Pinto	46.194	65 José Miguel Pinto	44.636	65 José Miguel Pinto	34.157	7	65 José Miguel Pinto	2'04.987	2'05.437	7
8	32 João Ralha	48.130	32 João Ralha	44.855	5 João Matos	36.614	8	32 João Ralha	2'09.809	2'10.266	8
9	5 João Matos	48.238	5 João Matos	45.944	32 João Ralha	36.824	9	5 João Matos	2'10.796	2'18.560	9

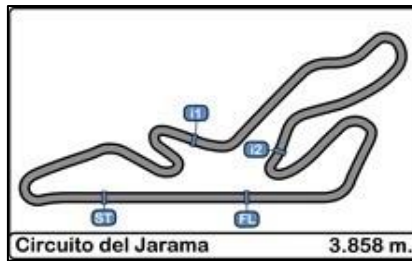


Circuito del Jarama
Formula FORD Portugal
Free practice 2

Best Top Speeds

02/06/2018

Ord.	Nº	Driver	Nat.	Entrant	Vehicle	Class	Cla.	Top 1		Top 2		Top 3		Top 4		Top 5		Avg.
								Km/h	Lap	Km/h	Lap	Km/h	Lap	Km/h	Lap	Km/h	Lap	
1	95	Diogo Sousa	PT	Diogo Sousa	Mygale SJ01	Zetec	1º	215.139	7	213.861	6	210.117	5	204.546	3	189.807	4	206.694
2	8	Paulo Vieira	PT	Paulo Vieira	Van Diemen RF98	VJ16	1º	212.598	5	202.627	4	200.371	6	182.741	2	167.183	3	193.104
3	12	Vasco Ferreira	PT	Vasco Ferreira	Van Diemen 2000	Zetec	2º	210.526	5	209.709	4	200.371	3	186.207	2	80.000	1	177.363
4	30	António Almeida	PT	António Almeida	Van Diemen RF03	Zetec	3º	210.117	5	208.897	6	206.897	4	200.000	3	171.975	2	199.577
5	26	João Silva	PT	João Silva	Van Diemen 04	Zetec	4º	208.898	6	207.692	5	203.390	3	203.390	4	185.567	2	201.787
6	3	Rui Silva	PT	Rui Silva	Mygale SJ04	Zetec	5º	196.364	6	191.151	5	160.476	3	159.527	4	148.556	2	171.215
7	65	José Miguel Pinto	PT	José Miguel Pinto	Swift SC90	Kent P90	1º	189.807	5	181.513	3	174.475	4	163.885	2	72.435	1	156.423
8	32	João Ralha	PT	João Ralha	ELDEN PRH 08 1600	Kent 70	1º	161.677	5	148.556	4	148.352	3	123.853	6	117.391	2	139.966
9	5	João Matos	PT	João Matos	Hawke DL11	Kent 70	2º	160.000	2	109.980	3	70.130	1					113.370

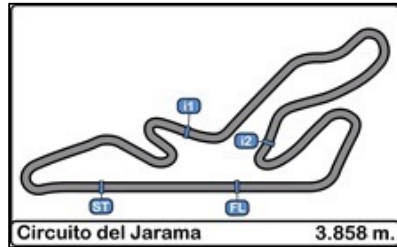


Circuito del Jarama
Formula FORD Portugal
Free practice 2

Fastest Lap Sequence

02/06/2018

<u>Time of Day</u>	<u>Session Time</u>	<u>Nº</u>	<u>Driver</u>	<u>Nat.</u>	<u>Entrant</u>	<u>Vehicle</u>	<u>Class</u>	<u>Time</u>	<u>Km/h</u>	<u>Lap</u>
12:00'10.678	4'02.205	12	Vasco Ferreira	PT	Vasco Ferreira	Van Dimen 2000	Zetec	1'56.888	118.821	2
12:00'25.705	4'17.226	95	Diogo Sousa	PT	Diogo Sousa	Mygale SJ01	Zetec	1'56.340	119.381	2
12:02'05.858	5'56.929	12	Vasco Ferreira	PT	Vasco Ferreira	Van Dimen 2000	Zetec	1'54.724	121.063	3
12:02'17.979	6'09.373	95	Diogo Sousa	PT	Diogo Sousa	Mygale SJ01	Zetec	1'52.147	123.845	3
12:04'09.040	8'00.477	95	Diogo Sousa	PT	Diogo Sousa	Mygale SJ01	Zetec	1'51.104	125.007	4
12:05'58.980	9'50.123	95	Diogo Sousa	PT	Diogo Sousa	Mygale SJ01	Zetec	1'49.646	126.669	5
12:07'48.153	11'39.601	95	Diogo Sousa	PT	Diogo Sousa	Mygale SJ01	Zetec	1'49.478	126.864	6



**Circuito del Jarama
Formula FORD Portugal
Qualifying**

Provisional Results

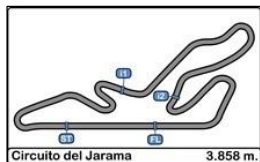
02/06/2018

Ord.	Nº	Driver	Nat.	Entrant	Vehicle	Class	Cla.	Laps	Best	Time	Gap	Interval	Km/h
1	75	Luciano Carvalho	PT	Comval Racing	Mygale SJ01 1800	Zetec	1º	7	5	1'45.171			132.059
2	72	Hugo Hernandez	ES	Hugo Hernandez	D&D F01	TUGA	1º	6	4	1'45.673	0"502	0"502	131.432
3	95	Diogo Sousa	PT	Diogo Sousa	Mygale SJ01	Zetec	2º	7	4	1'45.920	0"749	0"247	131.125
4	30	António Almeida	PT	António Almeida	Van Diemen RF03	Zetec	3º	11	9	1'46.192	1"021	0"272	130.790
5	26	João Silva	PT	João Silva	Van Dimen 04	Zetec	4º	10	8	1'46.945	1"774	0"753	129.869
6	12	Vasco Ferreira	PT	Vasco Ferreira	Van Dimen 2000	Zetec	5º	9	7	1'47.973	2"802	1"028	128.632
7	8	Paulo Vieira	PT	Paulo Vieira	Van Diemen RF98	VJ16	1º	9	8	1'48.223	3"052	0"250	128.335
8	3	Rui Silva	PT	Rui Silva	Mygale SJ04	Zetec	6º	7	5	1'50.902	5"731	2"679	125.235
9	73	André Castro Pinheiro	PT	André Castro Pinheiro	Swift SC96Z	Zetec	7º	9	3	1'54.429	9"258	3"527	121.375
10	5	João Matos	PT	João Matos	Hawke DL11	Kent 70	1º	10	8	1'56.462	11"291	2"033	119.256
11	32	João Ralha	PT	João Ralha	ELDEN PRH 08 160C	Kent 70	2º	9	8	1'57.584	12"413	1"122	118.118

Published at:.....

Track Status **Dry**

Stewards:	Race Director:	Timekeeper:
-----------	----------------	-----------------



Circuito del Jarama
Formula FORD Portugal
Qualifying

Lap Analysis

02/06/2018

Number	3			5			8			12			26		
	Lap Time	Partial	Speed	Lap Time	Partial	Speed	Lap Time	Partial	Speed	Lap Time	Partial	Speed	Lap Time	Partial	Speed
1ª - 1	0'43.613	0'43.613	191.490	0'45.392	0'45.392	184.301	0'43.728	0'43.728	201.118	0'42.105	0'42.105	210.938	0'43.046	0'43.046	201.870
1ª - 2	1'22.304	0'38.691		1'27.157	0'41.765		1'21.871	0'38.143		1'20.174	0'38.069		1'21.544	0'38.498	
1ª - 3	1'54.078	0'31.774		2'00.443	0'33.286		1'53.148	0'31.277		1'50.495	0'30.321		1'52.821	0'31.277	
2ª - 1	0'42.774	0'42.774	198.166	0'45.566	0'45.566	182.433	0'42.188	0'42.188	210.938	0'41.734	0'41.734	211.765	0'41.417	0'41.417	211.351
2ª - 2	1'21.285	0'38.511		1'26.049	0'40.483		1'19.797	0'37.609		1'21.143	0'39.409		1'18.280	0'36.863	
2ª - 3	1'52.455	0'31.170		1'59.014	0'32.965		1'50.276	0'30.479		1'51.398	0'30.255		1'48.742	0'30.462	
3ª - 1	0'41.741	0'41.741	206.501	0'46.104	0'46.104	184.301	0'41.879	0'41.879	213.018	0'42.486	0'42.486	208.898	0'41.250	0'41.250	211.351
3ª - 2	1'20.137	0'38.396		1'25.943	0'39.839		1'20.236	0'38.357		1'21.028	0'38.542		1'17.588	0'36.338	
3ª - 3	1'51.230	0'31.093		1'58.295	0'32.352		1'50.784	0'30.548		1'51.315	0'30.287		1'48.560	0'30.972	
4ª - 1	0'42.085	0'42.085	206.501	0'44.858	0'44.858	186.529	0'42.454	0'42.454	198.530	0'41.011	0'41.011	213.018	0'41.374	0'41.374	212.181
4ª - 2	1'19.866	0'37.781		1'25.015	0'40.157		1'20.013	0'37.559		1'18.101	0'37.090		1'17.704	0'36.330	
4ª - 3	1'50.902	0'31.036		1'57.921	0'32.906		1'50.234	0'30.221		1'48.371	0'30.270		1'47.900	0'30.196	
5ª - 1	0'42.554	0'42.554	208.495	0'44.612	0'44.612	179.105	0'43.877	0'43.877	212.181	0'41.617	0'41.617	194.595	0'42.182	0'42.182	213.018
5ª - 2	1'20.923	0'38.369		1'25.249	0'40.637		1'24.807	0'40.930		1'18.703	0'37.086		1'32.656	0'50.474	
5ª - 3	1'52.190	0'31.267		1'57.890	0'32.641		1'56.215	0'31.408		1'48.805	0'30.102		2'04.534	0'31.878	
6ª - 1	0'42.424	0'42.424	206.897	0'45.517	0'45.517	183.674	0'42.769	0'42.769	203.390	0'40.919	0'40.919	212.599	0'41.159	0'41.159	212.181
6ª - 2	1'20.349	0'37.925		1'25.188	0'39.671		1'20.384	0'37.615		1'18.035	0'37.116		1'19.195	0'38.036	
6ª - 3	1'51.088	0'30.739		1'57.430	0'32.242		1'51.398	0'31.014		1'47.973	0'29.938		1'50.635	0'31.440	
7ª - 1			206.897	0'43.836	0'43.836	186.529	0'41.265	0'41.265	213.862	0'45.269	0'45.269	190.141	0'40.757	0'40.757	213.439
7ª - 2				1'23.966	0'40.130		1'18.076	0'36.811		1'24.260	0'38.991		1'16.578	0'35.821	
7ª - 3				1'56.462	0'32.496		1'48.223	0'30.147		1'55.747	0'31.487		1'46.945	0'30.367	
8ª - 1				0'45.814	0'45.814	155.173	0'46.917	0'46.917	157.895	0'44.730	0'44.730	183.051	0'45.200	0'45.200	214.712
8ª - 2				1'26.191	0'40.377		1'32.267	0'45.350		1'23.933	0'39.203		1'36.788	0'51.588	
8ª - 3				1'58.103	0'31.912		2'35.398	1'03.131	PIT	2'12.094	0'48.161	PIT	2'07.651	0'30.863	
9ª - 1				0'46.120	0'46.120	142.106							0'55.175	0'55.175	135.169
9ª - 2				1'27.025	0'40.905								1'52.164	0'56.989	
9ª - 3				2'11.090	0'44.065	PIT							2'45.101	0'52.937	PIT
10ª - 1															
10ª - 2															
10ª - 3															

Ideal Lap	
0'41.741	0'41.741
1'19.522	0'37.781
1'50.261	0'30.739

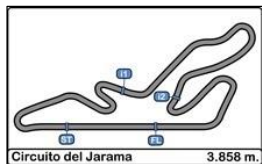
Ideal Lap	
0'43.836	0'43.836
1'23.507	0'39.671
1'55.419	0'31.912

Ideal Lap	
0'41.265	0'41.265
1'18.076	0'36.811
1'48.223	0'30.147

Ideal Lap	
0'40.919	0'40.919
1'18.005	0'37.086
1'47.943	0'29.938

Ideal Lap	
0'40.757	0'40.757
1'16.578	0'35.821
1'46.774	0'30.196

Ideal Best Lap	
0'40.247	0'40.247
1'15.184	0'34.937
1'44.346	0'29.162



Circuito del Jarama
Formula FORD Portugal
Qualifying

Lap Analysis

02/06/2018

Number	30			32			72			73			75			
	Lap	Lap Time	Partial	Speed	Lap Time	Partial	Speed	Lap Time	Partial	Speed	Lap Time	Partial	Speed	Lap Time	Partial	Speed
1ª - 1	0'44.091	0'44.091		186.207	0'58.198	0'58.198	111.686	0'44.616	0'44.616	186.207	0'43.599	0'43.599		0'41.065	0'41.065	210.117
1ª - 2	1'21.636	0'37.545			1'47.168	0'48.970		1'20.609	0'35.993		1'25.837	0'42.238		1'17.090	0'36.025	
1ª - 3	1'52.280	0'30.644			2'23.579	0'36.411		2'00.807	0'40.198	PIT	1'58.496	0'32.659		1'47.062	0'29.972	
2ª - 1	0'41.409	0'41.409		210.117	0'49.169	0'49.169	179.402	9'18.488	9'18.488		0'43.570	0'43.570		0'40.982	0'40.982	212.181
2ª - 2	1'18.503	0'37.094			1'33.188	0'44.019		9'55.517	0'37.029		1'22.554	0'38.984		1'17.105	0'36.123	
2ª - 3	1'48.978	0'30.475			2'08.063	0'34.875		10'25.144	0'29.627		1'54.429	0'31.875		1'46.548	0'29.443	
3ª - 1	0'41.176	0'41.176		210.117	0'46.222	0'46.222	187.176	0'40.765	0'40.765	217.304	0'43.280	0'43.280		0'40.823	0'40.823	211.765
3ª - 2	1'19.350	0'38.174			1'28.495	0'42.273		1'16.317	0'35.552		1'23.370	0'40.090		1'15.971	0'35.148	
3ª - 3	1'49.323	0'29.973			2'04.032	0'35.537		1'45.673	0'29.356		1'55.566	0'32.196		1'45.356	0'29.385	
4ª - 1	0'41.834	0'41.834		197.081	0'46.114	0'46.114	186.529	0'43.688	0'43.688	173.914	0'43.560	0'43.560		0'40.794	0'40.794	210.938
4ª - 2	1'18.501	0'36.667			1'28.031	0'41.917		1'19.270	0'35.582		1'23.278	0'39.718		1'15.942	0'35.148	
4ª - 3	1'48.630	0'30.129			2'01.737	0'33.706		1'48.637	0'29.367		1'55.174	0'31.896		1'45.171	0'29.229	
5ª - 1	0'40.928	0'40.928		211.351	0'44.580	0'44.580	188.482	0'44.339	0'44.339	188.154	0'43.207	0'43.207		0'40.638	0'40.638	212.599
5ª - 2	1'17.052	0'36.124			1'25.967	0'41.387		1'22.286	0'37.947		1'22.735	0'39.528		1'15.575	0'34.937	
5ª - 3	1'46.817	0'29.765			1'59.271	0'33.304		2'00.322	0'38.036	PIT	1'54.561	0'31.826		1'52.935	0'37.360	PIT
6ª - 1	0'40.504	0'40.504		212.599	0'55.759	0'55.759	189.142				0'43.537	0'43.537		2'45.238	2'45.238	
6ª - 2	1'16.758	0'36.254			1'40.592	0'44.833					1'23.145	0'39.608		3'20.325	0'35.087	
6ª - 3	1'46.483	0'29.725			2'13.566	0'32.974					1'55.154	0'32.009		3'49.487	0'29.162	
7ª - 1	0'40.650	0'40.650		213.018	0'44.967	0'44.967	191.830				0'43.850	0'43.850				215.140
7ª - 2	1'16.754	0'36.104			1'24.960	0'39.993					1'23.585	0'39.735				
7ª - 3	1'46.392	0'29.638			1'57.584	0'32.624					1'55.305	0'31.720				
8ª - 1	0'40.713	0'40.713		213.018	0'47.761	0'47.761	150.418				0'47.035	0'47.035				
8ª - 2	1'16.468	0'35.755			1'31.780	0'44.019					1'26.562	0'39.527				
8ª - 3	1'46.192	0'29.724			2'04.933	0'33.153					1'58.185	0'31.623				
9ª - 1	0'40.937	0'40.937		213.018	0'46.720	0'46.720	149.378				0'49.274	0'49.274				
9ª - 2	1'18.005	0'37.068			1'26.979	0'40.259					1'31.027	0'41.753				
9ª - 3	1'49.999	0'31.994														
10ª - 1	0'48.152	0'48.152		117.137												
10ª - 2	1'26.946	0'38.794														
10ª - 3	1'57.580	0'30.634														

Ideal Lap	
0'40.504	0'40.504
1'16.259	0'35.755
1'45.897	0'29.638

Ideal Lap	
0'44.580	0'44.580
1'24.573	0'39.993
1'57.197	0'32.624

Ideal Lap	
0'40.765	0'40.765
1'16.317	0'35.552
1'45.673	0'29.356

Ideal Lap	
0'43.207	0'43.207
1'22.191	0'38.984
1'53.814	0'31.623

Ideal Lap	
0'40.638	0'40.638
1'15.575	0'34.937
1'44.737	0'29.162

Ideal Best Lap	
0'40.247	0'40.247
1'15.184	0'34.937
1'44.346	0'29.162



Circuito del Jarama
Formula FORD Portugal
Qualifying

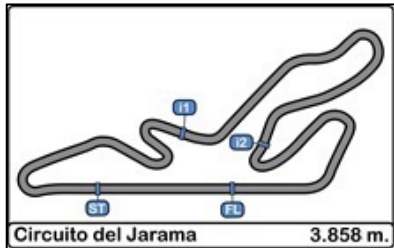
Lap Analysis

02/06/2018

Number	95		
Lap	Lap Time	Partial	Speed
1ª - 1	0'42.292	0'42.292	196.008
1ª - 2	1'19.549	0'37.257	
1ª - 3	1'50.849	0'31.300	
2ª - 1	0'41.184	0'41.184	209.709
2ª - 2	1'17.866	0'36.682	
2ª - 3	1'47.338	0'29.472	
3ª - 1	0'40.447	0'40.447	215.569
3ª - 2	1'16.599	0'36.152	
3ª - 3	1'45.920	0'29.321	
4ª - 1	0'40.247	0'40.247	218.182
4ª - 2	1'16.702	0'36.455	
4ª - 3	1'47.466	0'30.764	
5ª - 1	0'40.314	0'40.314	204.159
5ª - 2	1'16.096	0'35.782	
5ª - 3	1'46.599	0'30.503	
6ª - 1	0'49.092	0'49.092	175.041
6ª - 2	1'30.632	0'41.540	
6ª - 3	2'10.277	0'39.645	PIT
7ª - 1			
7ª - 2			
7ª - 3			
8ª - 1			
8ª - 2			
8ª - 3			
9ª - 1			
9ª - 2			
9ª - 3			
10ª - 1			
10ª - 2			
10ª - 3			

Ideal Lap	
0'40.247	0'40.247
1'16.029	0'35.782
1'45.350	0'29.321

Ideal Best Lap	
0'40.247	0'40.247
1'15.184	0'34.937
1'44.346	0'29.162

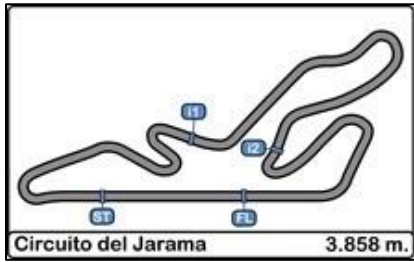


Circuito del Jarama
Formula FORD Portugal
Qualifying

Best Sectors Results

02/06/2018

Sector - 1		Sector - 2		Sector - 3		Ideal Lap vs Best Lap					
Ord.	Nº Driver	Time	Nº Driver	Time	Nº Driver	Time	Ord.	Nº Driver	Ideal Lap	Best Lap	Ord.
1	95 Diogo Sousa	40.247	75 Luciano Carvalho	34.937	75 Luciano Carvalho	29.162	1	75 Luciano Carvalho	1'44.737	1'45.171	1
2	30 António Almeida	40.504	72 Hugo Hernandez	35.552	95 Diogo Sousa	29.321	2	95 Diogo Sousa	1'45.350	1'45.920	3
3	75 Luciano Carvalho	40.638	30 António Almeida	35.755	72 Hugo Hernandez	29.356	3	72 Hugo Hernandez	1'45.673	1'45.673	2
4	26 João Silva	40.757	95 Diogo Sousa	35.782	30 António Almeida	29.638	4	30 António Almeida	1'45.897	1'46.192	4
5	72 Hugo Hernandez	40.765	26 João Silva	35.821	12 Vasco Ferreira	29.938	5	26 João Silva	1'46.774	1'46.945	5
6	12 Vasco Ferreira	40.919	8 Paulo Vieira	36.811	8 Paulo Vieira	30.147	6	12 Vasco Ferreira	1'47.943	1'47.973	6
7	8 Paulo Vieira	41.265	12 Vasco Ferreira	37.086	26 João Silva	30.196	7	8 Paulo Vieira	1'48.223	1'48.223	7
8	3 Rui Silva	41.741	3 Rui Silva	37.781	3 Rui Silva	30.739	8	3 Rui Silva	1'50.261	1'50.902	8
9	73 André Castro Pinheirc	43.207	73 André Castro Pinheirc	38.984	73 André Castro Pinheirc	31.623	9	73 André Castro Pinheirc	1'53.814	1'54.429	9
10	5 João Matos	43.836	5 João Matos	39.671	5 João Matos	31.912	10	5 João Matos	1'55.419	1'56.462	10
11	32 João Ralha	44.580	32 João Ralha	39.993	32 João Ralha	32.624	11	32 João Ralha	1'57.197	1'57.584	11

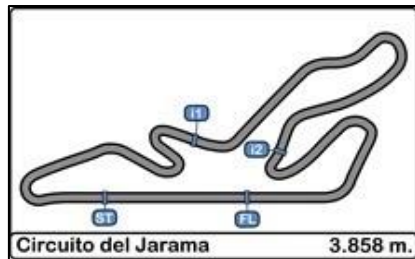


Circuito del Jarama
Formula FORD Portugal
Qualifying

Best Top Speeds

02/06/2018

Ord.	Nº	Driver	Nat.	Entrant	Vehicle	Class	Cla.	Top 1		Top 2		Top 3		Top 4		Top 5		Avg.
								Km/h	Lap	Km/h	Lap	Km/h	Lap	Km/h	Lap	Km/h	Lap	
1	95	Diogo Sousa	PT	Diogo Sousa	Mygale SJ01	Zetec	1º	218.182	5	215.569	4	209.709	3	204.159	6	196.007	2	208.725
2	72	Hugo Hernandez	ES	Hugo Hernandez	D&D F01	TUGA	1º	217.304	4	188.153	6	186.207	2	173.913	5	95.915	3	172.298
3	75	Luciano Carvalho	PT	Comval Racing	Mygale SJ01 1800	Zetec	2º	215.139	8	212.598	6	212.181	3	211.765	4	210.938	5	212.524
4	26	João Silva	PT	João Silva	Van Dimen 04	Zetec	3º	214.712	9	213.439	8	213.018	6	212.181	5	212.181	7	213.106
5	8	Paulo Vieira	PT	Paulo Vieira	Van Diemen RF98	VJ16	1º	213.861	8	213.018	4	212.181	6	210.938	3	203.390	7	210.677
6	12	Vasco Ferreira	PT	Vasco Ferreira	Van Dimen 2000	Zetec	4º	213.018	5	212.598	7	211.765	3	210.937	2	208.898	4	211.443
7	30	António Almeida	PT	António Almeida	Van Diemen RF03	Zetec	5º	213.018	8	213.018	9	213.018	10	212.598	7	211.350	6	212.600
8	3	Rui Silva	PT	Rui Silva	Mygale SJ04	Zetec	6º	208.494	6	206.897	7	206.897	8	206.501	4	206.501	5	207.058
9	32	João Ralha	PT	João Ralha	ELDEN PRH 08 1600	Kent 70	1º	191.829	8	189.142	7	188.482	6	187.175	4	186.528	5	188.631
10	5	João Matos	PT	João Matos	Hawke DL11	Kent 70	2º	186.528	5	186.528	8	184.300	2	184.300	4	183.673	7	185.066



Circuito del Jarama Formula FORD Portugal Qualifying

Fastest Lap Sequence

02/06/2018

<u>Time of Day</u>	<u>Session Time</u>	<u>Nº</u>	<u>Driver</u>	<u>Nat.</u>	<u>Entrant</u>	<u>Vehicle</u>	<u>Class</u>	<u>Time</u>	<u>Km/h</u>	<u>Lap</u>
17:23'03.888	3'50.100	30	António Almeida	PT	António Almeida	Van Diemen RF03	Zetec	1'52.280	123.698	2
17:23'29.799	4'15.360	95	Diogo Sousa	PT	Diogo Sousa	Mygale SJ01	Zetec	1'50.849	125.295	2
17:24'45.841	5'32.027	75	Luciano Carvalho	PT	Comval Racing	Mygale SJ01 1800	Zetec	1'47.062	129.727	2
17:26'32.757	7'18.575	75	Luciano Carvalho	PT	Comval Racing	Mygale SJ01 1800	Zetec	1'46.548	130.353	3
17:27'02.791	7'48.618	95	Diogo Sousa	PT	Diogo Sousa	Mygale SJ01	Zetec	1'45.920	131.125	4
17:28'17.890	9'03.931	75	Luciano Carvalho	PT	Comval Racing	Mygale SJ01 1800	Zetec	1'45.356	131.827	4
17:30'02.985	10'49.102	75	Luciano Carvalho	PT	Comval Racing	Mygale SJ01 1800	Zetec	1'45.171	132.059	5